


# 1999 PGA TOUR



Official Media Guide of the PGA TOUR



## A MESSAGE TO THE MEDIA

**T**he 1999 PGA TOUR season promises to be one of the most exciting in our history.

A new era in golf begins with the launch of the World Golf Championships – the WGC-Andersen Consulting Match Play Championship in February, the WGC-NEC Invitational in August and the WGC-American Express Championship in Spain in November, which follows THE TOUR Championship in Houston by one week, providing a spectacular conclusion to the 1999 PGA TOUR season.

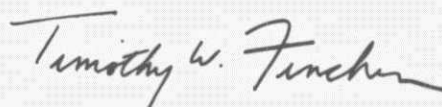
In addition to more playing opportunities, TOUR members will compete for more than \$132 million in prize money, up from \$90 million in 1998. We also will see improved staging and fan enhancements at our tournaments, expanded television coverage that includes every round of every event, and other indicators of the growing popularity of PGA TOUR golf.

Our schedule has been revised and “segmented” to allow for greater promotion of our events by our network broadcast partners, and we have taken other steps to enhance the brand of the PGA TOUR.

The season will start with two events in Hawaii, the Mercedes Championships and Sony Open in Hawaii, both of which will be televised in prime time to much of the mainland. The Reno-Tahoe Open is another addition to our tournament schedule.

We recognize that much of the success enjoyed by the PGA TOUR is due to the outstanding coverage that we receive from the media throughout the year. We hope this publication will assist you in that coverage this season.


Our Media Officials are available to assist you at each of our events; however, please do not hesitate to contact any member of our headquarters staff for further assistance.



Timothy W. Finchem  
Commissioner  
PGA TOUR



# 1999 PGA TOUR



## Official Media Guide of the PGA TOUR

The 1999 PGA TOUR Media Guide was written and edited by Chuck Adams, James Cramer, Lee Patterson, Dave Senko and Jamie Wiles, with layout and design by Mike Smith.



# TABLE OF CONTENTS

## Section 1

1998 Tournament Schedule .....	1-5/11
History of the PGA TOUR .....	1-12/13
PGA TOUR Policy Board .....	1-14
Golf Course Properties Board ....	1-15
Commissioner .....	1-16

## Section 2: PLAYER BIOGRAPHIES

Exempt Rankings .....	2-2/3
Player Biographies .....	2-4/232
Other Prominent	
Members .....	2-234/273
International Players .....	2-274/282

## Section 3: TOURNAMENT SUMMARIES

Mercedes Championships .....	3-2/4
Bob Hope Chrysler Classic .....	3-5/8
Phoenix Open .....	3-9/11
AT&T Pebble Beach	
National Pro-Am .....	3-12/16
Buick Invitational .....	3-17/19
United Airlines	
Hawaiian Open .....	3-20/21
Tucson Chrysler Classic/	
Touchstone Energy	
Tucson Open .....	3-22/24
Nissan Open .....	3-25/28
Doral-Ryder Open .....	3-29/31
Honda Classic .....	3-32/33
Bay Hill Invitational	
presented by Cooper Tires ..	3-34/35
THE PLAYERS	
Championship .....	3-36/37
Freeport•McDermott Classic/	
Entergy Classic .....	3-38/40
Masters Tournament .....	3-41/43
MCI Classic .....	3-44/45
Greater Greensboro Chrysler	
Classic .....	3-46/48
Shell Houston Open .....	3-49/51

BellSouth Classic .....	3-52/53
GTE Byron Nelson Classic ....	3-54/56
MasterCard Colonial .....	3-57/59
Memorial Tournament .....	3-60/61
Kemper Open .....	3-62/63
Buick Classic .....	3-64/65
U.S. Open .....	3-66/69
Motorola Western Open .....	3-70/73
Canon Greater	
Hartford Open .....	3-74/76
Quad City Classic/	
John Deere Classic .....	3-77/78
British Open .....	3-79/83
Deposit Guaranty Golf	
Classic/ Southern Farm	
Bureau Classic .....	3-84/85
FedEx St. Jude Classic .....	3-86/88
CVS Charity Classic .....	3-89/91
Buick Open .....	3-92/94
PGA Championship .....	3-95/97
Sprint International .....	3-98/99
NEC World Series of Golf ..	3-100/101
Greater Vancouver Open/	
Air Canada Championship ..	3-102/103
Greater Milwaukee Open ...	3-104/105
Bell Canadian Open .....	3-106/109
B.C. Open .....	3-110/111
Westin Texas Open .....	3-112/114
Buick Challenge .....	3-115/116
Michelob Championship	
at Kingsmill .....	3-117/118
Las Vegas Invitational .....	3-119/120
National Car Rental Golf	
Classic at Walt Disney	
World Resort .....	3-121/123
THE TOUR Championship .	3-124/125
Subaru Sarazen	
World Open .....	3-126/127
Franklin Templeton	
Shark Shootout .....	3-128/129
World Cup of Golf .....	3-130/131

# TABLE OF CONTENTS

PGA TOUR Qualifying	
Tournament .....	3-132/136
Skins Game .....	3-137/138
JCPenney Classic .....	3-139/140

## Section 4: SPECIAL EVENTS

International Federation of PGA Tours/	
World Golf Championships .....	4-2/3
PGA TOUR World Money List .....	4-4
The Presidents Cup .....	4-5/12
Ryder Cup .....	4-13/14
World Cup of Golf .....	4-15
Official World Golf Ranking .....	4-16
Amateur Events Winners .....	4-17/18

## Section 5: 1998 FACTS & FIGURES

1998 Official Money List .....	5-2/4
1998 Facts & Figures .....	5-5/7
The Last Time .....	5-8/9
1998 Tournaments	
Summary .....	5-10/11
1998 Statistical Leaders .....	5-12/14
Year-by-Year Statistical	
Leaders .....	5-15
Toughest Holes on the	
1998 TOUR .....	5-16
1998 PGA TOUR Scoring	
Average by Event .....	5-17/18
Performance Chart (Top 50) ..	5-19/20

## Section 6: ALL-TIME

### PGA TOUR RECORDS

All-Time PGA TOUR Records ..	6-2/11
Single-Tournament Stat	
Records .....	6-12
Growth of Purses .....	6-13
Leaders in Career Money .....	6-14
Past Leading Money-Winners .....	6-15
All-Time TOUR Winners .....	6-15
Most TOUR Wins,	

Year by Year .....	6-16
Individual Playoff Records .....	6-17/31
Facts & Figures 1970-1998 ...	6-32/51
PGA TOUR Victories by	
NIKE TOUR Alumni .....	6-52

## Section 7: 1998 AWARDS

Jack Nicklaus Award .....	7-2
Arnold Palmer Award .....	7-2
Byron Nelson Award .....	7-2
PGA TOUR Rookie of Year .....	7-3
PGA TOUR Comeback	
Player of the Year .....	7-3
PGA TOUR Lifetime	
Achievement Award .....	7-3
Players of the Month .....	7-3
Other Awards .....	7-4
PGA TOUR Charity of the Year	
Award .....	7-4
Card Walker Award .....	7-4
Vardon Trophy .....	7-5
PGA of America Players of the Year	
(1948-98) .....	7-6

## Section 8: PGA TOUR MARKETING

PGA TOUR	
Corporate Marketing .....	8-2/16
Anheuser-Busch .....	8-3/4
(Michelob/O'Doul's)	
Bank of America .....	8-4
Buick .....	8-5
Canon .....	8-5
John Deere .....	8-6
Delta Air Lines .....	8-6
DiGiorno .....	8-7
Gillette .....	8-7
GolfWatch .....	8-8
HEALTHSOUTH .....	8-8
Hilton Hotels .....	8-9
Hyatt Hotels .....	8-9



## TABLE OF CONTENTS

IBM .....	8-9	World Golf Hall of Fame Supporting Organizations/ Members .....	10-10
Keller Furniture .....	8-10	PGA TOUR Pioneers/ Members in World Golf Hall of Fame .....	10-11/14
LiFizz Effervescent Vitamins ...	8-10	Charitable Mission: World Golf Foundation .....	10-15
Luxury Travel .....	8-11	The First Tee .....	10-16
MasterCard .....	8-11	<b>Section 11: MISCELLANEOUS</b>	
National Car Rental .....	8-12	Media Regulations .....	11-2/5
Charles Schwab .....	8-12	Prize Money Distribution Charts .....	11-6/9
Southern Company .....	8-13	Purse Breakdowns for the World Golf Championships ....	11-10
J. Patton Sports Marketing, Inc. ....	8-13	<b>Section 12: PGA TOUR STAFF</b>	
Royal Caribbean International .....	8-14	Executive Management Team .....	12-2
St. Paul Fire and Marine/Eagle 3 ..	8-14	Commissioner's Office/ Player Relations .....	12-3
The Weather Channel .....	8-15	Communications .....	12-3
GOLF Magazine .....	8-15	Competitions and Rules .....	12-4
Gillette Tour Challenge .....	8-16	Scoreboard/Tournament Operations/Agronomy .....	12-5
Retail Licensing & Consumer Marketing .....	8-17/20	Tournament Business Affairs/ Championship Management ...	12-6
PGA TOUR Retail Licensing ....	8-18/19	Television/Broadcasting/ PGA TOUR Productions .....	12-6
PGA TOUR Consumer Marketing .....	8-20	Corporate Marketing/ Business Development/ Retail Licensing .....	12-7
(First USA Bank/ North American Outdoor Group)		Tournament Players Clubs .....	12-7
<b>Section 9: CHARITY &amp; THE TOUR</b>		Finance and Administration .....	12-7
Charity Donations .....	9-2	Complete 1999 Schedules (3 TOURs) .....	12-8
Charity Team Competition .....	9-3/4	Index .....	12-9/12
1998 Charity Team Standings .....	9-5	Telephone Numbers .....	Inside Back Cover
1999 MasterCard/ PGA TOUR Charity Team Draft .....	9-6/7		
TOUR Wives Association .....	9-8		
<b>Section 10: ADDITIONAL INFORMATION</b>			
Tournament Players Clubs .....	10-2/4		
PGA TOUR Productions .....	10-5		
pgatour.com .....	10-6		
PGA TOUR Radio .....	10-7		
World Golf Village .....	10-8		
World Golf Hall of Fame .....	10-9		

# 1999 PGA TOUR TOURNAMENT SCHEDULE

( )—1998 Purse

Date	Tournament Dir./Media Contact	Location (Par/Yardage)	Prize Money/ First Place	Pro-Am	TV	1998 Winner
Jan 7/10	* <b>Mercedes Championships</b> Gary Planos/Linn Nishikawa 808-669-8870/ 808-669-0244 gplanos@maui.net lnishikawa@maui.net	The Plantation Course at Kapalua (73/7263) 2000 Plantation Club Drive Lahaina, Maui, Hawaii 96761	\$2,600,000/ \$468,000	\$10,000	ESPN	Phil Mickelson
Jan 14-17	* <b>Sony Open in Hawaii</b> Ray Stosik/ Bill Bachran 808-523-7888 sonyopen@gte.net	Waialae Country Club (70/7114) 4997 Kahala Avenue Honolulu, HI 96816	\$2,600,000/ \$468,000	\$10,000	ESPN	John Huston
Jan 20-24	* <b>Bob Hope Chrysler Classic</b> Mike Milthorpe/ Steve Brenner & Toby Zwikel 760-346-8184 info@bhcc.com	Arnold Palmer Private Course at PGA West (72/6950) (host course) Bermuda Dunes Country Club (72/6927) Indian Wells Country Club (72/6478) Tamarisk Country Club (72/6881) La Quinta, CA 92253	\$3,000,000/ \$540,000	\$21,000	ESPN/ABC	Fred Couples
Jan 28-31	* <b>Phoenix Open</b> Ray Artigue/ Jeff Blaugrund 602-870-0163/ 602-379-7597	TPC of Scottsdale (71/6992) 17020 North Hayden Road Scottsdale, AZ 85255	\$3,000,000/ \$540,000	\$10,000	USA/CBS	Jesper Parnevik
Feb 4-7	* <b>AT&amp;T Pebble Beach</b> National Pro-Am Dee Keaton/ Cathy Scherzer 831-649-1533 cscherzer@attbgbgolf.com	Pebble Beach Golf Links (72/6840) (host course) Spyglass Hill Golf Course (72/6859) Poppy Hills (72/6861) 17 Mile Drive Pebble Beach, CA 93953	\$2,800,000/ \$504,000	\$70,000	USA/CBS	Phil Mickelson
Feb 11-14	* <b>Buick Invitational</b> Tom Wilson/Rick Schloss 619-281-4653 ziggy@buickinvitational.com	Torrey Pines Golf Club South Course (72/7055) (host course) North Course (72/6854) 11480 Torrey Pines Road La Jolla, CA 92037	\$2,700,000/ \$486,000	\$10,000	USA/CBS	Scott Simpson
Feb 18-21	* <b>Nissan Open</b> Thomas Pulchinski/ Toby Zwikel 213-482-1311 tom@lajcc.org	Riviera Country Club (71/6946) 1250 Capri Drive Pacific Palisades, CA 90272	\$2,800,000/ \$504,000	\$10,000	USA/CBS	Billy Mayfair
Feb 24-28	* <b>WGC-Andersen Consulting Match Play Championship</b> Ron Cross/ Ana Leaird 760-929-6393/ 904-273-3681 rcross@pgatourhq.com	La Costa Resort and Spa (72/7022) 2100 Costa del Mar Road Carlsbad, CA 92009	\$5,000,000/ \$1,000,000		ESPN/ABC	New Event

• Non-PGA TOUR cosponsored event

\* Bank of America West Coast Swing Event

+ Challenge Season/Unofficial money event



# 1999 PGA TOUR TOURNAMENT SCHEDULE *continued* ( )—1998 Purse

Date	Tournament Dir./Media Contact	Location (Par/Yardage)	Prize Money/ First Place	Pro-Am	TV	1998 Winner
Feb 24-28	<b>* Touchstone Energy Tucson Open</b> Judy McDermott/ Wayne Smith 520-571-0400 tucsonopen@aol.com	Omni Tucson National Golf Resort and spa (72/7148) 2727 West Club Drive Tucson, AZ 85742-8919	\$2,500,000/ \$450,000	\$10,000	TGC/CNBC	David Duval
Mar 4-7	<b>Doral-Ryder Open</b> Scott Montgomery/ Judi Janofsky 305-477-4653	Doral Golf Resort & Spa Blue Course (72/7125) 4400 NW 87th Avenue Miami, FL 33178	\$3,000,000/ \$540,000	\$10,000	USA/NBC	Michael Bradley
Mar 11-14	<b>Honda Classic</b> Cliff Danley/ Gary Ferman 954-346-4000	TPC at Heron Bay (72/7268) 11805 Heron Bay Boulevard Coral Springs, FL 33076	\$2,600,000/ \$468,000	\$10,000	USA/NBC	Mark Calcavecchia
Mar 18-21	<b>Bay Hill Invitational presented by Cooper Tires</b> Jim Bell/ Tracy Dent 407-876-2888 invit@gdi.net	Bay Hill Club and Lodge (72/7196) 9000 Bay Hill Boulevard Orlando, FL 32819	\$2,500,000/ \$450,000	\$10,000	USA/NBC	Ernie Els
Mar 25-28	<b>THE PLAYERS Championship</b> Brian Goin/ Ana Leaird 904-273-3680/ 904-273-3681	TPC at Sawgrass Stadium Course (72/6896) 103 PGA TOUR Boulevard Ponte Vedra Beach, FL 32082	\$5,000,000/ \$900,000		USA/NBC	Justin Leonard
Apr 1-4	<b>BellSouth Classic</b> Dave Kaplan/ John Marshall 770-951-8777 dekaplan@bellsouth.net	TPC at Sugarloaf (72/7216) 2595 Sugarloaf Club Drive Duluth, GA 30155	\$2,500,000/ \$450,000	\$10,000	USA/NBC	Tiger Woods
Apr 8-11	<b>*Masters Tournament</b> Walton L. Johnson/Glenn Greenspan 706-667-6000	Augusta National Golf Club (72/6925) 2604 Washington Road Augusta, GA 30904	(\$3,200,000/ \$576,000)		USA/CBS	Mark O'Meara
Apr 15-18	<b>MCI Classic</b> Steve Wilmot/ Arnie Burdick 843-671-2448 steve.wilmot@internetmci.com	Harbour Town Golf Links (71/6916) 11 Lighthouse Lane Hilton Head, SC 29928	\$2,500,000/ \$450,000	\$10,000	TGC/CBS and FOX Sports Net	Davis Love III
Apr 22-25	<b>Greater Greensboro Chrysler Classic</b> Bobby Davis/ Michelle Pickett 336-379-1570 bobbydps@mindspring.com	Forest Oaks Country Club (72/7062) 4600 Forest Oaks Drive Greensboro, NC 27406	\$2,600,000/ \$468,000	\$10,000	TGC/CBS and FOX Sports Net	Trevor Dodds

+ Challenge Season/Unofficial money event

\* Bank of America West Coast Swing Event

\* Non-PGA TOUR cosponsored event

# 1999 PGA TOUR TOURNAMENT SCHEDULE *continued* ( )—1998 Purse

Date	Tournament Dir./Media Contact	Location (Par/Yardage)	Prize Money/ First Place	Pro-Am	TV	1998 Winner
Apr 29-2	<b>Shell Houston Open</b> Eric Fredricksen/ Burt Darden 281-367-7999 efredricksen@hga.org	TPC at The Woodlands (72/7045) 1730 South Millbend Drive The Woodlands, TX 77380	\$2,500,000/ \$450,000	\$10,000	TGC/CBS and FOX Sports Net	David Duval
May 6-9	<b>Entergy Classic</b> Rick George/ Mark Romig 504-831-4653 rickg@classicno.com	English Turn Golf and Country Club (72/7106) One Clubhouse Drive New Orleans, LA 70131	\$2,600,000 \$468,000	\$10,000	ESPN/ABC	Lee Westwood
May 13-16	<b>GTE Byron Nelson Classic</b> Janie Henderson/ Daryl Doggett 214-742-3896 jhender401@aol.com	TPC at Las Colinas (70/6924) (host course) Cottonwood Valley Golf Course (70/6946) 4200 North MacArthur Boulevard Irving, TX 75038	\$3,000,000/ \$540,000	\$20,000	TGC/CBS and FOX Sports Net	John Cook
May 20-23	<b>MasterCard Colonial</b> Dennis Roberson/ Cliff Overcash, Jr. 817-927-4277 colonial@flash.net	Colonial Country Club (70/7010) 3735 Country Club Circle Ft. Worth, TX 76109	\$2,800,000/ \$504,000	\$10,000	TGC/CBS and FOX Sports Net	Tom Watson
May 27-30	<b>Kemper Open</b> Ben Brundred/ Charlie Brotman 301-469-3737 chccat@aol.com	TPC at Avenel (71/7005) 10000 Oaklyn Drive Potomac, MD 20854	\$2,500,000/ \$450,000	\$10,000	TGC/CBS and FOX Sports Net	Stuart Appleby
June 3-6	<b>Memorial Tournament</b> Jim Wisler/ John Stelzer 614-889-6700	Muirfield Village Golf Club (72/7118) 5750 Memorial Drive Dublin, OH 43017	\$2,550,000/ \$459,000		USA/CBS	Fred Couples
June 10-13	<b>FedEx St. Jude Classic</b> Dwight Drinkard/ Phil Cannon 901-748-0534 pcannon@fesjc.com	TPC at Southwind (71/7006) 3325 Club at Southwind Memphis, TN 38125	\$2,500,000/ \$450,000	\$10,000	ESPN/ABC	Nick Price
June 17-20	<b>U.S. Open</b> Mike Davis/ John Wagner 908-234-2300/ 800-295-2094 Craig Smith 910-295-8499 mikedavis@usga.org	Pinehurst Resort and Country Club No. 2 Course (70/7175) P.O. Box 4000 Pinehurst, NC 28374	(\$3,000,000/ \$535,000)		ESPN/NBC	Lee Janzen

• Non-PGA TOUR cosponsored event

• Bank of America West Coast Swing Event

• Challenge Season/Unofficial money event



# 1999 PGA TOUR TOURNAMENT SCHEDULE *continued*

( )—1998 Purse

Date	Tournament Dir./Media Contact	Location (Par/Yardage)	Prize Money/ First Place	Pro-Am	TV	1998 Winner
June 24-27	<b>Buick Classic</b> Peter Mele/ Ana Leaird 914-967-5356/ 904-273-3681 pmele@pgatourhq.com	Westchester Country Club (71/6779) 99 Biltmore Avenue Hye, NY 10580	\$2,500,000/ \$450,000	\$10,000	ESPN/ABC	J.P. Hayes
July 1-4	<b>Motorola Western Open</b> Greg McLaughlin/ Gary Holaway 847-724-4600	Cog Hill Golf & Country Club (72/7073) 12294 Archer Avenue Lemont, IL 60439	\$2,500,000/ \$450,000	\$10,000	ESPN/ABC	Joe Durant
July 8-11	<b>Greater Milwaukee Open</b> Dan Croak/ Dan Blackman 414-365-4466 gmo@execpc.com	Brown Deer Park Golf Course (71/6739) 7835 North Green Bay Avenue Milwaukee, WI 53209	\$2,300,000/ \$414,000	\$10,000	ESPN/ABC	Jeff Sluman
July 15-18	<b>British Open Championship</b> Duncan Weir, Esq. 011-44-1334-472112	Carnoustie Golf Club Links Parade Carnoustie, Scotland DD7-7JE	(\$2,750,000/ \$493,500)		ESPN/ABC	Mark O'Meara
July 22-25	<b>John Deere Classic</b> Kym Hougham/ Curt Burnett 309-762-4653 kymh@qconline.com	Oakwood Country Club (70/6796) Route 6 Coal Valley, IL 61240	\$2,000,000/ \$360,000	\$10,000	TGC/CBS	Steve Jones
July 26-27	<b>+The Par Three Challenge</b> Chuck Gerber 704-541-6600	Treetops Resort Gaylord, MI			ESPN	New Event
July 29-1	<b>Canon Greater Hartford Open</b> Mr. Terry Conlon/ Jim Wallin 860-522-4171 sales@canongho.com	TPC at River Highlands (70/6820) Golf Club Road P. O. Box 178 Cromwell, CT 06416	\$2,500,000/ \$450,000	\$10,000	TGC/CBS and FOX Sports Net	Olin Browne
Aug 5-8	<b>Buick Open</b> Andy Healey/ Al Abrams 810-239-9435/ 212-779-6659	Warwick Hills Golf & Country Club (72/7105) G-9057 South Saginaw Street Grand Blanc, MI 48439	\$2,400,000/ \$432,000	\$10,000	TGC/CBS and FOX Sports Net	Billy Mayfair
Aug 12-15	<b>+PGA Championship</b> Mike Gilligan/ Julius Mason 312-742-1999/ 561-621-8444	Medinah Country Club (72/7401) 6 North 001 Medinah Road Medinah, IL 60157	(\$3,000,000/ \$540,000)		TBS/CBS	Vijay Singh
Aug 19-22	<b>Sprint International</b> Larry Thiel/ Buddy Martin 800-755-1986	Castle Pines Golf Club (72/7559) 1000 Hummingbird Drive Castle Rock, CO 80104	\$2,600,000/ \$468,000	\$10,000	USA/CBS	Vijay Singh

• Non-PGA TOUR cosponsored event

• Bank of America West Coast Swing Event

+ Challenge Season/Unofficial money event

# 1999 PGA TOUR TOURNAMENT SCHEDULE *continued* ( )—1998 Purse

Date	Tournament Dir./Media Contact	Location (Par/Yardage)	Prize Money/ First Place	Pro-Am	TV	1998 Winner
Aug 23-24	<b>+The Fred Meyer Challenge</b> Ed Ellis 503-526-9331	The Reserve Vineyards & Golf Club (72/7002) 4747 SW 229th Aloha, OR 97007	\$1,000,000/ \$150,000 per team	—	ESPN	Jim Furyk/ David Duval
Aug 26-29	<b>WGC-NEC Invitational</b> Tom Strong/ Ana Leaird 330-644-2299/ 904-273-3681 tjstrong@pgatourhq.com	Firestone Country Club South Course (70/7149) 452 East Warner Road Akron, OH 44319	\$5,000,000/ \$1,000,000		USA/CBS	New Event
Aug 26-29	<b>Reno-Tahoe Open</b> Sue Ziehlner/ Pam Armstrong 800-929-2670 sue.ziehlner@pjpc.com	Montreux Golf and Country Club (72/7552) 16475 Bordeaux Drive Reno, NV 89511	\$2,500,000/ \$450,000	\$10,000	CNBC	New Event
Sept 2-5	<b>Air Canada Championship</b> John McLean/ Brad Ewert 604-899-4641 jmclean@orcabay.com	Northview Golf and Country Club Ridge Course (71/6832) 6857 168th Street Surrey, British Columbia Canada V3S 8E7	\$2,500,000/ \$450,000	\$10,000	ESPN	Brandel Chamblee
Sept 9-12	<b>Bell Canadian Open</b> Bill Paul/ Joe Romagnolo 905-849-9700 billpaul@rcga.org	Glen Abbey Golf Club (72/7112) 1333 Dorval Drive Oakville, Ontario Canada L6J 4Z3	\$2,500,000/ \$450,000	\$10,000	ESPN	Billy Andrade
Sept 16-19	<b>B.C. Open</b> Mike Norman/ Joe Slavik 607-754-2482 mike@bcopen.com	En-Joie Golf Club (72/7040) 722 West Main Street Endicott, NY 13760	\$1,600,000/ \$288,000	\$10,000	ESPN	Chris Perry
Sept 23-26	<b>Westin Texas Open at LaCantera</b> Tony Piazzi/ Paul Greenwood 210-341-0823 tpiazzi@swbell.net	LaCantera Golf Club (72/6889) 16641 LaCantera Parkway San Antonio, TX 78256	\$1,900,000 \$342,000	\$10,000	ESPN	Hal Sutton
Sept 23-26	<b>Ryder Cup</b> Dan Baker/ Julius Mason 617-547-1999/ 561-624-8444	The Country Club (71/7033) 191 Clyde Street Chestnut Hill, MA 02167			USA/NBC	Europe (1997)
Sept 30-3	<b>Buick Challenge</b> Dick Ellis/ Ann Ragsdale 706-324-0411 bchallenge@aol.com	Callaway Gardens Mountainview Course (72/7057) Highway 27 Pine Mountain, GA 31822	\$1,800,000 \$324,000	\$10,000	ESPN	Steve Elkington

• Non-PGA TOUR cosponsored event

• Bank of America West Coast Swing Event

+ Challenge Season/Unofficial money event

# 1999 PGA TOUR TOURNAMENT SCHEDULE *continued* ( )—1998 Purse

Date	Tournament Dir./Media Contact	Location (Par/Yardage)	Prize Money/ First Place	Pro-Am	TV	1998 Winner
Oct 7-10	<b>Michelob Championship at Kingsmill</b> Johnnie Bender 757-253-3985 johnnie.bender@anheuser-busch.com	Kingsmill Golf Club (71/6853) 100 Golf Club Road Williamsburg, VA 23185	\$2,500,000/ \$450,000	\$10,000	ESPN/ABC	David Duval
Oct 13-17	<b>Las Vegas Invitational</b> Charlie Baron 702-242-3000 LVFCGOLF@aol.com	TPC at Summerlin (72/7243) (host course) Las Vegas Country Club (72/7164) Desert Inn Country Club (72/7200) 1700 Village Center Circle Las Vegas, NV 89134	\$2,500,000/ \$450,000	\$18,000	ESPN	Jim Furyk
Oct 21-24	<b>National Car Rental Golf Classic at Walt Disney World Resort</b> Charles Davis 407-824-2250 charles_davis@wda.disney.com	The Shades of Green Resort Magnolia (72/7190) (host course) Palm (72/6957) 1950 Magnolia Palm Drive Lake Buena Vista, FL 32830	\$2,500,000/ \$450,000	\$20,000	ESPN/ABC	John Huston
Oct 28-31	<b>THE TOUR Championship</b> Marlene Livaudais/ Ana Leaird 281-893-4653/904-273-3681 mlivauda@pgatourhq.com	Champions Golf Club Cypress Creek Course (71/7187) 13722 Champions Drive Houston, TX 77069	\$5,000,000/ \$900,000		ESPN/ABC	Hal Sutton
Oct 28-31	<b>Southern Farm Bureau Classic</b> Robert Morgan/ Pam Kloha 601-544-0262/ 601-944-7046 sfbcc@netdoor.com	Annandale Golf Club (72/7157) 100 Annandale Golf Club Drive Madison, MS 39110	\$1,500,000/ \$270,000	\$10,000	TGC	Fred Funk
Nov 4-7	<b>WGC-American Express Championship</b> Ann Palmer/ Ana Leaird 011-34(956)79.42.86/ 904-273-3681 apalmer@pgatourhq.com	Club de Golf Valderrama (70/6791) E-11310 Sotogrande San Roque (Cadiz) Andalusia Spain	\$5,000,000/ \$1,000,000		ESPN/ABC	New Event
Nov 12-14	<b>+Franklin Templeton Shark Shootout</b> Jim Whittemore 503-526-9331 jim@pjpco.com	Sherwood Country Club (72/7025) 320 West Stafford Road Thousand Oaks, CA 91361	\$1,500,000/ \$320,000 (\$160,000 each)		TGC/CBS	Steve Elkington/ Greg Norman

• Non-PGA TOUR cosponsored event

• Bank of America West Coast Swing Event

+ Challenge Season/Unofficial money event

# 1999 PGA TOUR TOURNAMENT SCHEDULE *continued*

Date	Tournament Dir./Media Contact	Location (Par/Yardage)	Prize Money/ First Place	Pro-Am	TV	( )—1998 Purse 1998 Winner
Nov 13-14	<b>+EMC Skills Challenge</b> Mike Milthorpe 972-392-5700	TBD	\$500,000		NBC	Nick Price
Nov 16-17	<b>+PGA Grand Slam of Golf</b> David Charles/Julius Mason 561-624-8525/561-624-8444	Poipu Bay Resort Golf Course Hyatt Regency Kauai Resort & Spa Koloa, Kauai, HI	(\$1,000,000/ \$400,000)		TBS	Tiger Woods
Nov 18-21	<b>+World Cup of Golf</b> Burch Riber/Dave Shedloski 513-624-2100	The Mines Country Club Kuala Lumpur, Malaysia	(\$1,500,000/ \$200,000 each/ \$100,000 for individual champion)		FOX	David Carter/ Nick Faldo
Nov 25	<b>+Sun Microsystems Par Three Challenge</b> Scott Savlov 619-485-0375	Four Seasons-Aviara Golf Club (54,3092) 7447 Batiquitos Drive Carlsbad, CA 92009	\$505,000/ \$120,000		FOX	Jesper Parnevik
Nov 27-28	<b>+Skins Game</b> Steve Brener 818-344-6195 ext. 103	Rancho La Quinta Country Club (71/6950) 48500 Washington Street La Quinta, CA 92253	(\$1,000,000)		ABC	Mark O'Meara
Nov 28	<b>+Gillette Tour Challenge</b> Marty Svenson 441-295-7396	The Ocean Club (71/6512) PO Box HM 1728 Hamilton HM GX Tuckers Town, Bermuda	1,800,000		ABC	Jim Furyk/ Lee Trevino/ Michelle McGann
Dec 2-5	<b>+JCPenney Classic</b> Gerald Goodman/Rick Odioso 727-942-5566 jpcplastic@aol.com	Westin Innisbrook Resort (71/7054) 36750 U.S. Highway 19 North Palm Harbor, FL 34684	\$2,000,000/ TBA	\$10,000	TBD	Steve Pate/ Meg Mallon
Dec 10-12	<b>+Diners Club Matches</b> Chris Higgs 561-626-3900	Pelican Hills Golf Club 22651 Pelican Hill Road South Newport Coast, CA 92657	\$1,200,000/ \$220,000		ABC	Steve Elkington/ Jeff Maggert (1997 winners)
Dec 18-19	<b>+Wendy's Three-Tour Challenge</b> Jim Wisler 614-889-6700	Lake Las Vegas Resort Reflection Bay Golf Club 75 Monte Lago Blvd. Henderson, NV 89011	\$651,000		ABC	SENIOR PGA TOUR

• Non-PGA TOUR cosponsored event

• Bank of America West Coast Swing Event

+ Challenge Season/Unofficial money event



## A BRIEF HISTORY OF THE PGA TOUR

It is not always easy to pinpoint the exact beginning of something. So it is with the PGA TOUR. Certainly, professionals have competed against each other from the earliest days of the game in the United States.

In 1895, 10 professional golfers and one amateur played in the first U.S. Open in Newport, RI. Shortly thereafter, tournaments began to pop up across the country. There was the Western Open in 1899. But this was not "tour" golf. The events lacked continuity.

Interest in the game, however, continued to grow. American professionals were rapidly improving. And when John McDermott became the first American-born player to win the U.S. Open in 1911, interest in the game blossomed.

That interest became enthusiasm in 1913, when Englishmen Harry Vardon and Ted Ray came to the United States to play an exhibition tour and compete in the U.S. Open. When 20-year-old amateur Francis Ouimet defeated the pair in a playoff for the Open at Brookline, MA., golf became front page news and a game for everyone.

In the early 1920s, a series of tournaments was held on the West Coast, Texas and Florida. These events were held in the winter, and the golfers played their way east and up to Pinehurst in the spring. By the middle of the decade, the tour was doing relatively well—offering \$77,000 in total prize money.

The first "playing pros" organization was formed in 1932. Two years earlier, Bob Harlow had been named manager of the PGA Tournament Bureau.

The tour became more structured following World War II and exploded in the late 1950s and early '60s. When Arnold Palmer, televised golf and President Eisenhower arrived on the scene in the late '50s, the eyes of the world were on golf. This exposure inspired millions to try the game.

Most golf historians would trace the "formal" beginning of the PGA TOUR to late 1968, when the "Tournament Players Division" split from the PGA of America and hired Joseph C. Dey as its first Commissioner. That organization became the modern-day PGA TOUR. Dey served from early 1969 through February 28, 1974, and was succeeded by Deane R. Beman on March 1, 1974.

During Beman's administration, the value of tournament purses escalated at an unprecedented rate: PGA TOUR assets grew from \$730,000 in 1974 to more than \$200 million, and total revenues increased from \$3.9 million to \$229 million in 1993.

Timothy W. Finchem, previously the TOUR's Deputy Commissioner and Chief Operating Officer, became the TOUR's third Commissioner on June 1, 1994. In 1995, Finchem undertook a restructuring program designed to strengthen the PGA TOUR's core business, which is its competitions; expand the TOUR's international scope and prepare it to enter the 21st Century. In 1996, Finchem helped to spearhead formation of the International Federation of PGA Tours, as golf's five world governing bodies laid the groundwork for taking competition into the next millennium. In 1997, the Federation announced the World Golf Championships, which begin this year with three events—the Andersen Consulting Match Play Championship, NEC Invitational and American Express Championship, followed by the World Cup Team in 2000.

Since 1938, PGA TOUR events have donated almost \$380 million to charity. Of that total, nearly \$240 million has been raised in the 1990s. One-year charity giving records have been produced annually since 1992, approaching \$40 million for the first time in 1998.

The competitive scope of the PGA TOUR also is much broader today. The SENIOR PGA TOUR, which is celebrating its 20th anniversary this year, is considered by many the sports success story of the 1980s. In 1999, the NIKE TOUR will enjoy its 10th season as a proving ground for tournament professionals, taking golf to 30 additional markets and paving the way for the future John Dalys, Jeff Maggerts, Tom Lehman and David Duvals of the PGA TOUR.

Also continuing to grow is the Tournament Players Club Network. When the PGA TOUR opened the Tournament Players Club at Sawgrass in 1980, it introduced the era of Stadium Golf and record-breaking attendance. Owned and/or operated by the TOUR, these courses are the only major league sports venues owned by the players themselves.

The TPC Network now includes facilities in Japan, Thailand and China, as well as the United States. And the growth continues.

## CHRONOLOGY OF PGA TOUR

- 1895 -- First U.S. Open (won by Horace Rawlins) played at Newport (RI) Golf Club
- 1899 -- Inaugural Western Open (won by Willie Smith) played at Glenview (IL) Golf Club
- 1900 -- Harry Vardon tour of United States generates widespread interest in game
- 1913 -- Francis Ouimet captures U.S. Open playoff with Vardon and Ted Ray
- 1914 -- Walter Hagen wins first of 11 major titles in U.S. Open at Midlothian Country Club outside Chicago
- 1916 -- PGA of America formed; Jim Barnes wins first PGA Championship over Jock Hutchison at Siwanoy CC in Bronxville, NY
- 1922 -- Gene Sarazen (age 20) wins U.S. Open (Skokie Country Club in Glencoe, IL); also wins PGA Championship (Oakmont CC), becoming first to hold both titles at once
- 1926 -- Los Angeles Open offers \$10,000 purse
- 1927 -- First Ryder Cup matches played, won by United States [Worcester (MA) Country Club]
- 1930 -- Bob Harlow named manager of PGA Tournament Bureau and broaches idea of year-round tournament circuit; raises annual purse money on the Tour from \$77,000 to \$130,000 in first year on job; instrumental in creating volunteer system by which TOUR functions to this day; Code of Conduct drawn up

## A BRIEF HISTORY OF THE PGA TOUR (cont'd.)

- 1931 — Golf Ball and Golf Club Manufacturers Association puts up \$5,000 to support sponsors during 1931-32 winter swing
- 1932 — "Playing Pros" organization formed, pre-dating by 36 years formation of current PGA TOUR organization
- 1933 — Hershey Chocolate Company, at least unofficially, first corporate sponsor on PGA TOUR with Hershey Open
- 1934 — Group of players meets to discuss possibilities of year-round tournament circuit; Horton Smith wins first Masters at Augusta National Golf Club; leading money-winner for year Paul Runyan earns \$6,767
- 1937 — First Bing Crosby Pro-Am/"Clambake" played at San Diego's Rancho Santa Fe CC; Sam Snead becomes nationally recognized figure in golf by winning Oakland Open
- 1938 — Palm Beach Invitational makes first TOUR contribution to charity, \$10,000
- 1945 — Byron Nelson captures 11 consecutive tournament starts, seven other official events and one unofficial, a total of 19 wins in one year; voted 1945 Associated Press Male Athlete of Year; Tam O'Shanter All-American offers \$60,000 purse
- 1947 — U.S. Open televised live in St. Louis area
- 1949 — Ben Hogan critically injured in head-on collision of his automobile with Greyhound bus
- 1950 — Ben Hogan returns to competitive golf in Los Angeles Open, starting with two-under-par 34 on his front nine and eventual 280 total tied by Sam Snead; loses playoff eight days later
- 1953 — Ben Hogan wins three major championships: the Masters, U.S. Open and the only British Open he ever played; Lew Worsham wins first PGA TOUR event to appear live on national television, Tam O'Shanter World Championship; Golf's "color barrier" broken with PGA constitutional amendment allowing for "Approved Entries," nonmembers who could play in tournaments if invited by sponsors
- 1954 — USGA begins to televise U.S. Open for national audience
- 1955 — World Championship of Golf offers first \$100,000 purse in PGA TOUR history
- 1956 — Masters Tournament televised for the first time
- 1957 — "All-Star Golf," first series of matches between pros filmed for television, has its debut
- 1961 — Caucasians-only clause stricken from PGA of America constitution; tournament golf officially integrated
- 1962 — "Shell's Wonderful World of Golf" begins nine-year run
- 1965 — Inaugural Qualifying School held at PGA National Golf Club in Palm Beach Gardens, FL; John Schlee first medalist
- 1968 — Association of Professional Golfers (APG), an autonomous tournament players' organization, forms in breakaway from PGA. As compromise, Tournament Players Division of PGA formed under aegis of 10-man policy board late in year
- 1969 — Joe Dey becomes first Commissioner of Tournament Players Division
- 1974 — Deane Beman succeeds Dey as Commissioner on March 1; Jack Nicklaus captures inaugural Tournament Players Championship (now THE PLAYERS Championship) at Atlanta CC
- 1977 — Al Geiberger records first sub-60 round in PGA TOUR history on June 10, a 59 in Danny Thomas Memphis Classic at Colonial CC
- 1978 — First "Legends of Golf" played at Onion Creek CC in Austin, TX, precursor of Senior PGA TOUR
- 1979 — PGA TOUR Headquarters relocated from Washington, D.C. to Ponte Vedra Beach, FL
- 1980 — SENIOR PGA TOUR organized with four tournaments; First Tournament Players Club opens, the TPC at Sawgrass in Ponte Vedra, FL
- 1983 — All-Exempt TOUR put in place, virtually eliminating Monday qualifying; top 125 players exempt; Tournament Players Series (TPS) begins three-year run; PGA TOUR Pension Program begins
- 1985 — PGA TOUR Productions created
- 1986 — Panasonic Las Vegas Invitational offers first \$1-million purse in PGA TOUR history
- 1987 — PGA TOUR surpasses \$100 million in charitable contributions
- 1988 — 30 players compete at Pebble Beach for \$2 million in Nabisco Championships, predecessor of THE TOUR Championship
- 1990 — Ben Hogan Tour comes into existence as developmental circuit, succeeded by NIKE TOUR beginning in 1993
- 1991 — Chip Beck matches Geiberger's 1977 feat on October 11, carding a 59 at Sunrise Golf Club during Las Vegas Invitational
- 1992 — PGA TOUR surpasses \$200 million in charitable contributions
- 1993 — The PGA TOUR boasts a record five \$1-million winners
- 1994 — Tim Finchem succeeds Deane Beman as Commissioner on June 1; Inaugural Presidents Cup Match played; U.S. defeats Internationals 20-12
- 1995 — First major international golf competition held in People's Republic of China, World Cup of Golf, played at TPC at Mission Hills
- 1996 — Golf's five world governing bodies join to create the PGA Tours International Federation; U.S. edges Internationals 16½-15½ in second Presidents Cup; PGA TOUR charity donations top \$300 million all-time.
- 1997 — Melbourne, Australia announced as site of 1998 Presidents Cup; new TV agreements reached extending to 2002; World Golf Championships announced beginning in 1999; World Golf Foundation initiative, "The First Tee," unveiled.
- 1998 — Johnny Miller and Nick Faldo inducted into World Golf Hall of Fame on May 18 as part of opening ceremonies at World Golf Village; First Presidents Cup outside United States played at Royal Melbourne in Australia, where the International Team defeated the United States 20½-11½.

## PGA TOUR POLICY BOARD

The PGA TOUR Policy Board establishes goals and policies for the operation of the PGA TOUR. The nine-member Board is composed of the following:

**Four Player Directors** elected by the PGA TOUR membership. A Player Director also serves as Vice President of the PGA of America.

**Four Independent Directors**, representing the public interest. One serves as Chairman of the Board.

**One PGA of America Director**, who is a national officer of the PGA of America.

A Players Advisory Council consults with the Policy Board.

The Policy Board appoints the Commissioner as chief executive and administrative officer of the PGA TOUR. The tournament staff, serving under the Commissioner, conducts tournament play.



**Richard J. Ferris**  
Northbrook, IL  
Chairman



**John Cook**  
Rancho Mirage, CA  
Player Director



**Jay Haas**  
Greer, SC  
Player Director




**Mike Hulbert**  
Orlando, FL  
Player Director




**Davis Love III**  
Sea Island, GA  
Player Director




**Victor F. Ganzi**  
New York, NY  
Independent Director



**Charles F. Knight**  
St. Louis, MO  
Independent Director



**John F. Welch, Jr.**  
Fairfield, CT  
Independent Director



**Will Mann**  
Graham, NC  
PGA Director

## PGA TOUR GOLF COURSE PROPERTIES BOARD




**H. James Griggs**  
Chairman


An advisory board of the PGA TOUR Policy Board, the PGA TOUR Golf Course Properties Board makes reports and recommendations relating to the development and operational functions of the Tournament Players Club (TPC) Network, domestically and internationally.

Directors of the Golf Course Properties Board are experts in the fields of development, finance, construction, law, international business and other specialties related to property development.

See pages 10-2 through 10-4 for information on the Tournament Players Club Network.



**Edward J. Brown III**



**A. James Clark**



**Wayne S. Doran**



**James W. McGlothlin**



**W.J. "Jim" Smith**



**Carl Ware**



## ABOUT THE COMMISSIONER

### Timothy W. Finchem

Commissioner

Timothy W. Finchem became only the third Commissioner in PGA TOUR history on June 1, 1994.

Finchem, 51, succeeded Deane R. Beman, who had served as Commissioner for 20 years. The late Joseph C. Dey was the first Commissioner of the PGA TOUR, serving from 1969 until 1974.

A 7-handicapper, Finchem has been the architect of a restructuring dedicated to expanding earnings opportunities and other benefits for PGA TOUR members domestically and internationally.

He has taken a leadership role in the creation of the World Golf Foundation and its "First Tee" initiative, World Golf Village and World Golf Hall of Fame. He also has spearheaded development of the International Federation of PGA Tours and its World Golf Championships, which begin this year.


Born in Ottawa, IL on April 19, 1947, Finchem was graduated from Princess Anne High School in Virginia Beach. He attended the University of Richmond on a debate scholarship and received his Bachelor of Arts degree from the school in 1969. He was graduated from the University of Virginia Law School in 1973.

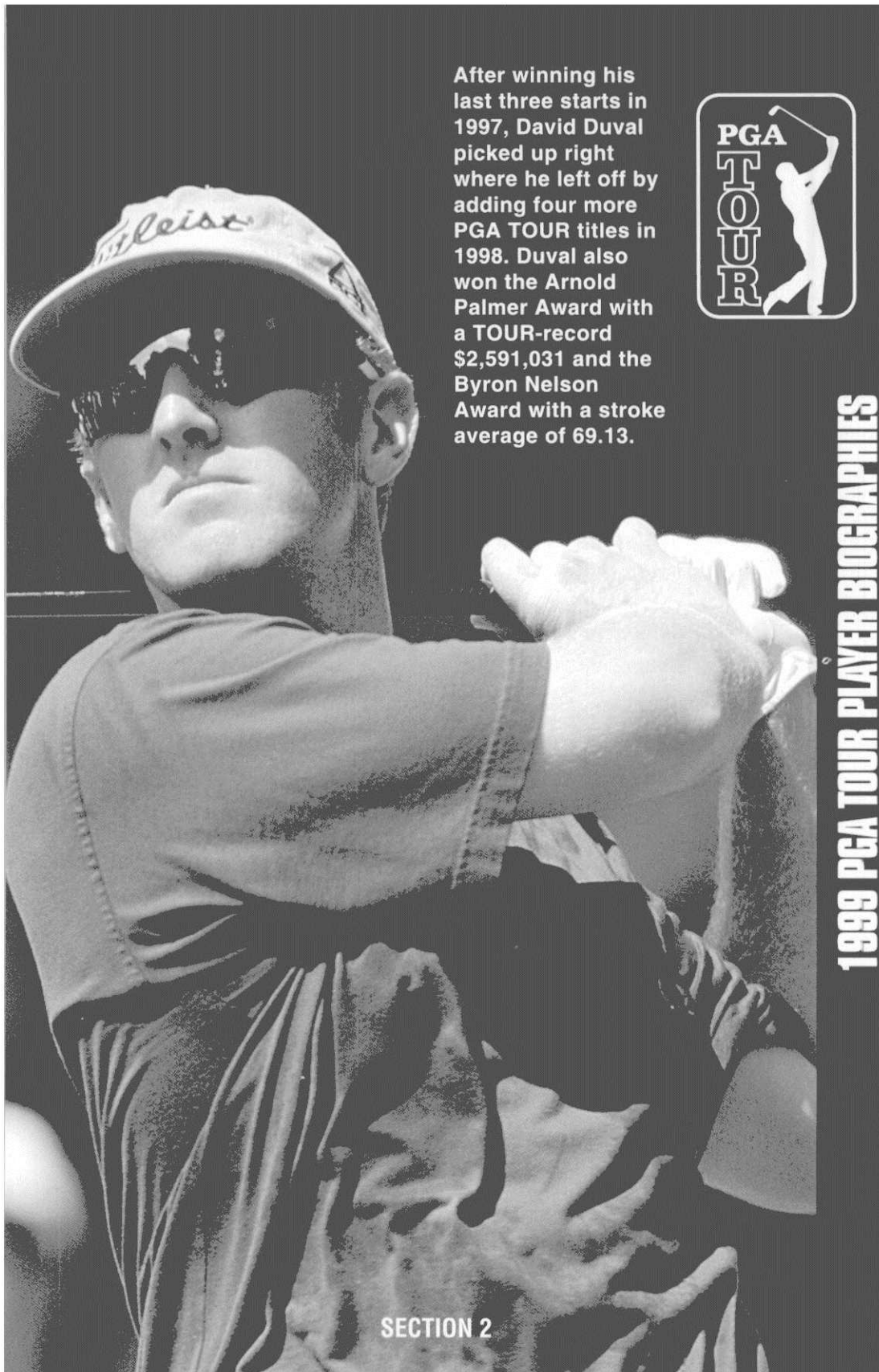
After practicing law in Virginia Beach for three years, Finchem served in the White House as Deputy Advisor to the President for Economic Affairs in 1978 and 1979, then became National Staff Director of the Carter-Mondale Presidential Campaign in 1980. In 1981, Finchem co-founded National Strategies and Marketing Group in Washington, D.C.

Finchem joined the TOUR staff as Vice President of Business Affairs in December 1987 and became Deputy Commissioner and Chief Operating Officer in 1989.

A physical fitness devotee, Finchem is a member of the President's Council on Physical Fitness.

Married to the former Holly Bachand, Finchem is a father of four. The Finchems live in Ponte Vedra Beach, FL.





After winning his last three starts in 1997, David Duval picked up right where he left off by adding four more PGA TOUR titles in 1998. Duval also won the Arnold Palmer Award with a TOUR-record \$2,591,031 and the Byron Nelson Award with a stroke average of 69.13.



1999 PGA TOUR PLAYER BIOGRAPHIES

SECTION 2

## ALL-EXEMPT TOUR PRIORITY RANKINGS

Each PGA TOUR player has earned a position on the priority ranking system that will be used to select tournament fields. The complete ranking system, in order of priority, is as follows:

1. Winners of PGA Championship or U.S. Open prior to 1970 or in the last 10 calendar years.  
(Beginning in 1998, this is a five-year exemption.)
 

Paul Azinger	Dow Finsterwald	Don January	Bobby Nichols	Vijay Singh
Mark Brooks	Jack Fleck	Lee Janzen	Jack Nicklaus	Jeff Sluman
Jack Burke	Raymond Floyd	Steve Jones	Arnold Palmer	Sam Snead
Billy Casper	Al Geiberger	Tom Kite	Corey Pavin	Payne Stewart
John Daly	Wayne Grady	Gene Littler	Gary Player	Curtis Strange
Steve Elkington	Lionel Hebert	Davis Love III	Nick Price	Lee Trevino
Ernie Els	Hale Irwin	Orville Moody	Bob Rosburg	Ken Venturi
2. Winners of the THE PLAYERS Championship in the last 10 calendar years.  
(Beginning in 1998, this is a five-year exemption.)
 

Fred Couples	Justin Leonard	Jodie Mudd	Greg Norman
--------------	----------------	------------	-------------
3. Winners of the NEC World Series of Golf in the last 10 calendar years.  
(Beginning in 1998, this is a three-year exemption.)
 

Fulton Allem	David Frost	Tom Purtzer
David Duval	Phil Mickelson	Craig Stadler
4. Winners of the Masters Tournament in the last 10 calendar years.  
(Beginning in 1998, this is a five-year exemption.)
 

Ben Crenshaw	Nick Faldo	Mark O'Meara	Tiger Woods
--------------	------------	--------------	-------------
5. Winners of the British Open in the last 10 calendar years (1990-present).  
(Beginning in 1998, this is a five-year exemption.)
 

Tom Lehman
------------
6. THE TOUR Championship winners of the last three years, beginning with the 1998 winner.  
Hal Sutton
7. Winners of World Golf Championship events, beginning in 1999 (a three-year exemption)
8. The leader in PGA TOUR official earnings in each of the last five calendar years.
9. Winners of PGA TOUR cosponsored or approved events (except team events) within the last two calendar years, or during the current year; winners receive an additional year of exemption for each additional win, up to five years.
 

Billy Andrade	Brandel Chamblee	Jim Furyk	Billy Mayfair	Scott Simpson
Stuart Appleby	Stewart Cink	Bill Glasson	Scott McCarron	Jeff Sluman
Phil Blackmar	John Cook	J.P. Hayes	Frank Nobilo	Paul Stankowski
Michael Bradley	Trevor Dodds	Tim Herron	Jesper Parnevik	Steve Stricker
Billy Ray Brown	Joe Durant	Gabriel Hjertstedt	Steve Pate	David Toms
Olin Browne	Brad Faxon	Scott Hoch	Chris Perry	Tom Watson
Mark Calcavecchia	Fred Funk	John Huston	Loren Roberts	
10. Members of the last-named U.S. Ryder Cup team.  
Jeff Maggert
11. Leaders in official PGA TOUR career earnings, as follows:
  - a. Players among the Top 50 in career earnings as of the end of the preceding calendar year may elect to use a one-time, one-year exemption for the next year.  
Jim Gallagher, Jr.      Mark McCumber
  - b. Players among the Top 25 in career earnings as of the end of the preceding calendar year may elect to use this special exemption for a second year, provided that the player remains among the Top 25 on the career money list.
12. Sponsor exemptions (a maximum of eight, which may include amateurs with handicaps of two or less), on the following basis:
  - a. Not less than two sponsor invitees shall be PGA TOUR members not otherwise exempt.
  - b. Not less than two of the top 35 finishers and ties from the last Qualifying Tournament, as well as 2-15 from the 1998 NIKE TOUR money list, if not all of them can otherwise be accommodated (Note: PGA TOUR members may receive unlimited number of sponsor invitations. Non-TOUR members may receive maximum of seven per year.)
13. Two foreign players designated by the Commissioner.
14. The current PGA Club Professional Champion for a maximum of three open events, in addition to any sponsor selections.
15. PGA Section Champion or Player of the Year of the Section in which the tournament is played.
16. Two members of the PGA Section in which the tournament is played, who qualify through sectional qualifying competitions.
17. Four low scorers at Open Qualifying, which shall normally be held on Monday of tournament week.
18. Past champions of the particular event being contested that week, if co-sponsored by the PGA TOUR and the same tournament sponsor (except for Team events), as follows:  
Winners prior to July 28, 1970—unlimited exemptions for such events.  
Winners after July 28, 1970—10 years of exemptions for such events.

19. **Life Members** (who have been active members of the PGA TOUR for 15 years and have won at least 20 cosponsored events).

Lanny Wadkins

20. **TOP 125, PREVIOUS YEAR'S OFFICIAL MONEY LIST**—If not exempt under "Special Exemptions, the top 125 PGA TOUR members on the previous year's Official Money List, in order of their positions on the list.

Glen Day	Jay Haas	Jim Carter	Jerry Kelly	Fuzzy Zoeller	Brian Henninger
Scott Verplank	Bob Friend	Jay Don Blake	Mike Hulbert	Doug Martin	Tommy Tolles
Bob Tway	Kenny Perry	Scott Gump	Phil Tataurangi	Duffy Waldorf	Tom Byrum
Bob Estes	Kirk Triplett	Clark Dennis	Brian Watts	J.L. Lewis	Franklin Langham
Andrew Magee	Joey Sindelar	Willie Wood	Russ Cochran	Brad Fabel	Grant Waite
Skip Kendall	Larry Mize	Rocco Mediate	Peter Jacobsen	Mark Wiebe	Kevin Wentworth
Steve Flesch	Harrison Frazar	Bruce Lietzke	Esteban Toledo	Omar Uresti	Larry Rinker
Frank Lickliter	Nolan Henke	Bradley Hughes	Greg Kraft	Doug Barron	Joe Ozaki
Brent Geiberger	Kevin Sutherland	Robert Damron	Lee Porter	Lee Rinker	David Sutherland
Tommy Armour III	Ted Tryba	Paul Goydos	Craig Parry	Chris DiMarco	Mike Reid
Dudley Hart	Len Mattiace	Stephen Ames	Dan Forsman	Ben Bates	Mike Springer
Tom Pernice, Jr.	Steve Lowery	Neal Lancaster	Barry Cheesman	Jeff Gallagher	Blaine McCallister

21. **MAJOR MEDICAL EXTENSION**—If granted by the Commissioner, if not otherwise eligible, and if needed to fill the field, Special Medical Extension.

Brad Bryant      Michael Christie      Ed Fiori      Wayne Levi

22. **LEADING MONEY-WINNER FROM NIKE TOUR**

Bob Burns

23. **TOP 10 FINISHERS**—The top 10 professionals and those tied for 10th in an open tournament whose victory has official status are exempt into the next open tournament whose victory has official status.

24. **QUALIFYING TOURNAMENT**—The low 35 scorers and ties from the previous year's PGA TOUR Qualifying Tournament, in order of their finish in the tournament, and players 2-15 on the 1998 NIKE TOUR money list.

Mike Weir	Pete Jordan	Brent Schwarzrock	Rick Fehr	Jeff Brehaut	David Seawell
Robin Freeman	Charles Raulerson	Sean Murphy	Alan Bratton	Ty Armstrong	Brian Gay
Deane Pappas	Greg Chalmers	P.H. Horgan III	Bo Van Pelt	Chris Riley	Kent Jones
Joe Ogilvie	Woody Austin	Emlyn Aubrey	Charles Warren	Steve Jurgensen	Rory Sabbatini
Jonathan Kaye	Rich Beem	Briny Baird	Robert Allenby	Jay Williamson	Carlos Franco
Eric Bookser	Mike Sposa	Tom Scherrer	Craig Barlow	Jay Delsing	Clarence Rose
Geoffrey Sisk	Cameron Beckman	John Elliott	Chris Couch	Chris Smith	Scott Dunlap
John Maginnes	Notah Begay III	Doug Dunakey	Katsumasa	Danny Briggs	Perry Moss
Dave Stockton, Jr.	Mike Brisky	Ted Purdy	Miyamoto	Dicky Pride	Tim Loutalot
Dennis Paulson	Jimmy Green				

25. **PLAYERS WINNING THREE NIKE TOUR EVENTS IN THE CURRENT YEAR**—Players who win three NIKE TOUR events in the current year, in priority determined by the date they win their third event.

26. **MINOR MEDICAL EXTENSION**

Patrick Burke      Paul Tesori

27. **NEXT 25 MEMBERS AFTER TOP 125 MEMBERS FROM PREVIOUS YEAR'S OFFICIAL MONEY LIST**—If needed to fill the field, the next 25 PGA TOUR members after the top 125 PGA TOUR members from the previous year's Official Money List, in order of their positions on the list.

Brett Quigley	Bruce Fleisher	R.W. Eaks	Mike Standly	Spike McRoy	D.A. Weibring
David Ogrin	Doug Tewell	Kelly Gibson	Bob Gilder	Sandy Lyle	Mark Carnevale

28. **SPECIAL MEDICAL EXTENSION BEYOND THE 126-150 FINISHERS**

29. **PAST CHAMPION MEMBERS**—If not otherwise eligible and if needed to fill the field, Past Champion Members, in order of the total number of cosponsored or approved events won, excluding Team events. If two or more players are tied, the player who is higher on the PGA TOUR Career Money List shall be eligible.

30. **SPECIAL TEMPORARY**—If during the course of a PGA TOUR season, a nonmember of the PGA TOUR wins an amount of official money (e.g., by playing in PGA TOUR events through sponsor exemptions, Open Qualifying, etc.) equal to the amount won in the preceding year by the 150th finisher on the official money winning list will be eligible for the remainder of the year.

31. **TEAM CHAMPIONSHIP WINNERS**—If not otherwise eligible and if needed to fill the field, winners of cosponsored team championships, in order of the total number of team championship tournaments won. If two or more players are tied based on the number of such tournaments won, the player who is higher on the official PGA TOUR career money list shall be eligible.

32. **VETERAN MEMBERS**—If not otherwise eligible and if needed to fill the field, Veteran Members (players who have made a minimum of 150 cuts during their career), in order of their standing on the PGA TOUR career money list.



## FULTON ALLEM (AL-em)

**EXEMPT STATUS:** Winner, 1993 World Series of Golf (through 2003)

**FULL NAME:** Fulton Peter Allem

**HEIGHT:** 5' 11"

**WEIGHT:** 215

**BIRTHDATE:** September 15, 1957

**BIRTHPLACE:** Kroonstad, South Africa

**RESIDENCE:** Heathrow, FL

**FAMILY:** Nadia (7/7/86), Nicholas (1/1/91)

**SPECIAL INTERESTS:** Riding horses, breeding horses, fishing and hunting

**TURNED PROFESSIONAL:** 1976

**JOINED TOUR:** 1987

**TOUR VICTORIES (3):** 1991 Independent Insurance Agent Open. 1993 Southwestern Bell Colonial, NEC World Series of Golf

**INTERNATIONAL VICTORIES (14):** 1985 Palaborwa Classic, Million Dollar Challenge. 1986 Minoita Match Play Championship, Palaborwa Classic, South African PGA. 1987 South African PGA, Palaborwa Classic. 1988 Palaborwa Classic, Million Dollar Challenge. 1989 Minoita Match Play Championship. 1990 Lexington PGA Championship, Twee Jongezellen Masters, Goodyear Classic. 1991 ICL International (all South Africa)

**BEST 1998 FINISHES:** 5--MCI Classic.

**1998 SEASON:** Lone top-10 finish came in the middle of his schedule, a tie for fifth at the MCI Classic...shot 68-71-68-70-277 to finish 11 strokes behind winner Davis Love III...made nine cuts in 21 events, marking his fewest cuts made since 1995, when he had eight...his 176th-place finish on the money list is his lowest since joining the TOUR in 1987.

**CAREER HIGHLIGHTS:** Pair of 1993 victories came on two of the TOUR's most storied courses: Colonial and Firestone...moved into contention with second-round 63 at Colonial National Invitation, then closed with 67 to defeat Greg Norman by one stroke...the victory earned him a place in the NEC World Series of Golf, where a final-round 62 earned him the \$360,000 first-place check and a 10-year PGA TOUR exemption...first TOUR victory came at 1991 Independent Insurance Agent Open, played in October after tournament had been rained out in April...played final two rounds in 11-under-par to defeat Billy Ray Brown, Mike Hulbert and Tom Kite by one stroke...best finish since two-victory season in 1993 has been a T4 at 1996 Doral-Ryder Open...closing 66 there left him five strokes behind winner Greg Norman...joined PGA TOUR in 1987 after finishing second at NEC World Series of Golf, three strokes behind Curtis Strange...tied for third at THE PLAYERS Championship in 1988...Captain's Choice for International Team at 1994 Presidents Cup...was 1-3 in foursomes and four-ball before halving singles match with Phil Mickelson...had 18 runner-up finishes on South African Tour before gaining first victory there in 1985.

**PERSONAL:** Started playing golf at age seven with encouragement from father...countryman Gary Player had large influence on his early career.

CAREER SUMMARY				PLAYOFF RECORD: 0-0					
Year	Events Played	Cuts Made	1st	2nd	3rd	Top 10	Top 25	Earnings	Rank
1986	2								
1987	6	3		1		1	1	\$88,734	105
1988	22	12			1	3	5	\$163,911	73
1989	26	18					10	\$134,706	104
1990	23	14				1	5	\$132,493	116
1991	23	13	1			2	5	\$229,702	71
1992	29	21				2	7	\$209,982	74
1993	28	19	2			4	8	\$851,345	9
1994	28	17				1	3	\$166,144	109
1995	21	8					2	\$54,239	199
1996	18	10				1	3	\$162,515	132
1997	21	10				4	5	\$237,051	102
1998	21	9				1	1	\$118,714	176
Total	268	154	3	1	1	20	55	\$2,549,536	102



## FULTON ALLEM...continued

### TOP TOURNAMENT SUMMARY

YEAR	86	87	88	89	90	91	92	93	94	95	96	97	98
Masters Tournament							T52		T38				
U.S. Open						CUT		T52	T33	CUT			
British Open Championship		CUT	T44			T44		CUT	CUT				
PGA Championship			CUT	CUT			T40	T31	T47				
THE PLAYERS Championship			T3	T14	T11	CUT	CUT	T20	T55	CUT	CUT	CUT	CUT
THE TOUR Championship								T12					

**NATIONAL TEAMS:** Dunhill Cup, 1993; The Presidents Cup, 1994


### 1998 PGA TOUR STATISTICS

Scoring Average	72.46	(175)
Driving Distance	263.2	(163T)
Driving Accuracy Percentage	75.7	(21T)
Total Driving	184	(89T)
Greens in Regulation Pct.	63.7	(130T)
Putting Average	1.806	(149T)
Sand Save Percentage	41.6	(181)
Eagles (Holes per)	265.5	(89)
Birdies Average	3.05	(152T)
All-Around Ranking	1,060	(168)

### MISCELLANEOUS STATISTICS

Scoring Average Before Cut	72.41	(167)
Scoring Average 3rd Round	72.40	(173T)
Scoring Average Final Round	72.33	(155T)
Birdies Conversion %	26.6	(148T)
Par Breakers	17.3	(148T)

**1998 Low Round:** 66: 1998 United Airlines Hawaiian Open/1  
**Career Low Round:** 62: 1993 NEC World Series of Golf/4  
**Career Largest Paycheck:** \$360,000: 1993 NEC World Series of Golf/1



## STEPHEN AMES

**EXEMPT STATUS:** 83rd on 1998 money list

**FULL NAME:** Stephen Michael Ames

**HEIGHT:** 6' 1"

**BIRTHDATE:** April 28, 1964

**RESIDENCE:** Calgary, Alberta, Canada

**FAMILY:** Wife, Jodi; Justin (2/28/97)

**COLLEGE:** Boca Raton (Business Administration)

**SPECIAL INTERESTS:** Reading, films, sports

**TURNED PROFESSIONAL:** 1987

**WEIGHT:** 165

**BIRTHPLACE:** San Fernando, Trinidad

**BEST CAREER FINISH:** 3--1998 Nissan Open

**NIKE TOUR VICTORIES (1):** 1991 Pensacola Open

**BEST 1998 FINISHES:** 3--Nissan Open; 10--Shell Houston Open; T10--Bay Hill Invitational.

**1998 SEASON:** Finished third at the 1997 PGA TOUR Qualifying Tournament to earn exempt status for 1998... in his first TOUR appearance, finished in third place at the Nissan Open...opened with a five-under-par 66 and trailed Billy Mayfair by one stroke...second-round 71 kept him one back of Mayfair through 36 holes and, after third-round 70, he trailed by three...final-round 68 left him three strokes out of Mayfair-Tiger Woods playoff...earned \$142,800 and was first rookie to record a top-10 in 1998...closed with a 67 for T10 at Bay Hill Invitational and added solo 10th at Shell Houston Open for his third top-10 performance in his first seven events...was three strokes out of the lead after a 66 in first round of British Open, where he eventually finished T24...also T13 at Bell Canadian Open.

**CAREER HIGHLIGHTS:** Two-time winner on the PGA European Tour, where he played from 1993 through 1997...first victory came in the 1994 Open V33, year after he finished 49th on the 1993 Volvo Ranking...won 1996 Benson & Hedges International Open in gale-force winds...played on NIKE TOUR from 1990-1992...birdied the last three holes to win 1991 Ben Hogan Pensacola Open by one stroke...recorded nine top-25 finishes on 1991 Ben Hogan Tour...winner of the 1989 Trinidad & Tobago Open...lowest round on the PGA European Tour was a 9-under-par 63 at the 1997 BMW International Open.

**PERSONAL:** Born of an English father and Portuguese mother...is the first touring professional to emerge from Trinidad & Tobago...grandmother was a 20-time Trinidad & Tobago champion...met his Canadian wife Jodi, a former flight attendant, on a flight between tournaments.

## STEPHEN AMES...continued

PGA TOUR CAREER SUMMARY							PLAYOFF RECORD: 0-0		
Year	Events Played	Cuts Made	1st	2nd	3rd	Top 10	Top 25	Earnings	Rank
1996	1	1						\$8,816	282
1997	2	2				1	1	\$110,461	163
1998	16	10			1	3	7	\$357,859	83
Total	19	13			1	4	8	\$477,135	295

NIKE TOUR CAREER SUMMARY									
Year	Events Played	Cuts Made	1st	2nd	3rd	Top 10	Top 25	Earnings	Rank
1990	24	20				5	15	\$32,226	28
1991	23	14	1	1	1	5	9	\$58,415	8
1992	20	10				3	5	\$25,906	58
Total	67	44	1	1	1	13	29	\$116,547	
COMBINED TOTAL MONEY:								\$593,682	

1999 PGA TOUR CHARITY TEAM: Bell Canadian Open

### PGA TOUR TOP TOURNAMENT SUMMARY


YEAR	96	97	98
U.S. Open		T68	
British Open Championship	T55	T5	T24
THE PLAYERS Championship			CUT

### 1998 PGA TOUR STATISTICS

Scoring Average	70.69	(42)
Driving Distance	269.1	(103T)
Driving Accuracy Percentage	72.1	(55T)
Total Driving	158	(51)
Greens in Regulation Pct.	65.7	(85T)
Putting Average	1.766	(40T)
Sand Save Percentage	54.4	(55T)
Eagles (Holes per)	234.0	(70T)
Birdies Average	3.42	(73T)
All-Around Ranking	523	(37)

### MISCELLANEOUS STATISTICS

Scoring Average Before Cut	71.28	(87T)
Scoring Average 3rd Round	71.70	(141)
Scoring Average Final Round	70.70	(40)
Birdies Conversion %	29.9	(56T)
Par Breakers	19.4	(73T)
1998 Low Round:	66: 2 times, most recent 1998 Greater Greensboro Chrysler Classic/3	
Career Low Round:	66: 3 times, most recent 1998 Greater Greensboro Chrysler Classic/3	
Career Largest Paycheck:	\$142,800: 1998 Nissan Open/3	



## BILLY ANDRADE (ANN-drade)

EXEMPT STATUS: Winner, 1998 Bell Canadian Open (through 2000)

FULL NAME: William Thomas Andrade

HEIGHT: 5' 8"

WEIGHT: 155

BIRTHDATE: January 25, 1964

BIRTHPLACE: Bristol, RI

RESIDENCE: Bristol, RI and Atlanta, GA

FAMILY: Wife, Jody; Cameron James (4/5/94); Grace (4/7/97)

COLLEGE: Wake Forest University (1987, Sociology)

SPECIAL INTERESTS: All sports, Billy Andrade/Brad Faxon Charities for Children

TURNED PROFESSIONAL: 1987

Q SCHOOL: Fall 1987, 1988

TOUR VICTORIES (3): 1991 Kemper Open, Buick Classic. 1998 Bell Canadian Open

BEST 1998 FINISHES: 1--Bell Canadian Open; T6--Phoenix Open; T9--Greater Milwaukee Open.

1998 SEASON: Ended a seven-year victory drought and earned his third PGA TOUR title in the same fashion as his first two -- in come-from-behind win at the Bell Canadian Open...after his 4-wood second shot on the 72nd hole found water, he rolled in a 30-foot putt for par to secure playoff with 36- and 54-hole leader Bob Friend...again playing Glen Abbey's par-5 18th as first extra hole, both players hit second shots to perilous positions above the green...after Friend's chip rolled off green and into water, Andrade pitched into greenside bunker to protect against same scenario, then hit out to five feet for par and win...victory, worth \$396,000,

## BILLY ANDRADE...continued

secured top-50 spot on money list for sixth time in last eight seasons...prior to victory, best finish a T6 at Phoenix Open in his first appearance of year...week before victory, shot 64-65-68 in final rounds of Greater Milwaukee Open and finished T9...tied for 14th at Canon Greater Hartford Open...in effort to qualify for THE TOUR Championship (in hometown of Atlanta) after Bell Canadian win, tied for 16th at B.C. Open and for 14th at Buick Challenge...made final seven cuts to finish 41st on money list...ranked 12th on TOUR in putting (1.747).

**CAREER HIGHLIGHTS:** Made huge mark on PGA TOUR in June 1991, when he became the first player in 12 years to win first two TOUR titles in consecutive weeks...John Fought (1979 Buick-Goodwrench Open and Anheuser-Busch Golf Classic) was last to do it before Andrade...birdied first playoff hole to defeat Jeff Sluman at Kemper Open after both had carded a tournament-record 21-under-par 263...defeated Brad Bryant by one stroke the following week in Buick Classic...came close to third victory at 1993 Buick Southern Open as part of five-man playoff won by John Inman...in closest race ever for top 30, his 1997 season earnings of \$665,602 missed qualifying for THE TOUR Championship by \$5.00...entered final week of season 30th on money list, \$22,595 behind Andrew Magee, who was 29th...fell to 31st when Bill Glasson jumped from 54th to 27th with Las Vegas Invitational victory...with \$22,590 LVI check for T19, fell just short of overtaking Magee, who missed the cut...tied for second with Jay Don Blake at 1996 Motorola Western Open...shot course-record 62 at TPC at River Highlands in 1995 Canon Greater Hartford Open...three-time All-American at Wake Forest, where he was member of 1986 NCAA Championship team...winner of 1986 Sunnehanna and North and South Amateurs...was top-ranked junior in country in 1981...teamed with Kris Tschetter to win 1992 JCPenney Classic.

**PERSONAL:** Along with Brad Faxon, runs Billy Andrade/Brad Faxon Charities for Children, which was formed in 1991 and has donated \$1.65 million to youngsters in Rhode Island and southeastern Massachusetts...will co-host, with Faxon, CVS Charity Classic at Rhode Island CC August 1-3, 1999.


CAREER SUMMARY				PLAYOFF RECORD: 2-1					
Year	Events Played	Cuts Made	1st	2nd	3rd	Top 10	Top 25	Earnings	Rank
1983 (Am.)	1								
1986 (Am.)	2	2					2		
1987 (Am.)	1								
1987	4	3						\$4,001	235
1988	34	17				1	7	\$74,950	134
1989	31	17		1		3	6	\$202,242	69
1990	28	25				1	12	\$231,362	64
1991	29	19	2			4	10	\$615,765	14
1992	28	16			1	2	8	\$202,509	76
1993	29	18		1	1	7	10	\$365,759	40
1994	26	18		1	1	3	5	\$342,208	48
1995	29	16				3	8	\$276,494	69
1996	28	18		1		3	9	\$433,157	46
1997	28	23				4	14	\$665,602	31
1998	30	18	1			3	6	\$705,434	41
Total	328	210	3	4	3	34	97	\$4,119,484	62

1999 PGA TOUR CHARITY TEAM: Bay Hill Invitational

TOP TOURNAMENT SUMMARY													
YEAR	87	88	89	90	91	92	93	94	95	96	97	98	
Masters Tournament	CUT					T54	61					CUT	
U.S. Open		CUT			CUT	T6	T33		T21		T13	CUT	
British Open Championship	T54					T25	CUT		CUT		70		
PGA Championship			CUT	T14	T32	T12	CUT	T47	CUT	CUT	CUT	T44	
THE PLAYERS Championship				CUT	T27	CUT	T20	CUT	T8	CUT	5	T35	
THE TOUR Championship						T13							

**NATIONAL TEAMS:** Junior World Cup, 1981 (won team title with Sam Randolph at Portmarnock, Ireland); World Amateur Team Championship, 1986; Walker Cup, 1987

1998 PGA TOUR STATISTICS		MISCELLANEOUS STATISTICS	
Scoring Average	70.95 (64)	Scoring Average Before Cut	71.36 (99T)
Driving Distance	267.7 (120)	Scoring Average 3rd Round	71.21 (102)
Driving Accuracy Percentage	66.0 (147T)	Scoring Average Final Round	71.21 (91)
Total Driving	267 (172)	Birdies Conversion %	31.7 (16T)
Greens in Regulation Pct.	63.4 (138T)	Par Breakers	20.5 (33T)
Putting Average	1.747 (12T)		
Sand Save Percentage	48.1 (141T)	1998 Low Round:	64: 1998 Greater Milwaukee Open/2
Eagles (Holes per)	285.0 (102)	Career Low Round:	62: 1995 Canon Greater Hartford Open/3
Birdies Average	3.62 (35T)	Career Largest Paycheck:	\$396,000: 1998 Bell Canadian Open/1
All-Around Ranking	759 (104)		



## STUART APPLEBY (APPLE-bee)

**EXEMPT STATUS:** 1998 tournament winner (through 2000)

**FULL NAME:** Stuart Appleby

**HEIGHT:** 6' 1"

**WEIGHT:** 185

**BIRTHDATE:** May 1, 1971

**BIRTHPLACE:** Cohuna, Australia

**RESIDENCE:** Orlando, Florida

**FAMILY:** Single

**SPECIAL INTERESTS:** Action sports, motor racing

**TURNED PROFESSIONAL:** 1992

**Q SCHOOL:** 1996

**TOUR VICTORIES (2):** 1997 Honda Classic, 1998 Kemper Open.

**INTERNATIONAL VICTORIES (1):** 1998 Coolool Classic (Aus.)

**NIKE TOUR VICTORIES (2):** 1995 NIKE Monterrey Open, NIKE Sonoma County Open.

**BEST 1998 FINISHES:** 1--Kemper Open; T4--Honda Classic; T9--Motorola Western Open; T10--MasterCard Colonial, U.S. Open.

**1998 SEASON:** Earned his second TOUR victory in as many seasons with Kemper Open win in June...trailing by one stroke through 54 holes and was one of few to survive windswept Sunday...final-round 72 enabled him to finish one stroke in front of Scott Hoch...highlight came on 72nd hole...with wind whipping rain into his face, hit a blind 3-iron shot to 15 feet to seal the victory...followed win with T10 at U.S. Open and T9 at Motorola Western Open...at next appearance, missed cut at British Open and then suffered tragic death of wife Renay in traffic accident outside London train station...made emotional return to TOUR at PGA Championship, where he bravely held press conference to talk about loss of Renay...shot 77-73 and missed the cut...the following week, tied for 29th at Sprint International...one week later, posted seventh top-25 finish of the year with T21 at NEC World Series of Golf, closing the week with a 68...did not play TOUR again until National Car Rental Golf Classic at Walt Disney World Resort in adopted hometown of Orlando, where he missed the cut...member of the victorious International Presidents Cup Team...closed year by winning Coolool Classic in his native Australia.

**CAREER HIGHLIGHTS:** In 1997, established himself as one of TOUR's young stars...became first Q-School graduate to earn more than \$1 million the following year...won the Honda Classic, finished second twice and earned trip to THE TOUR Championship...held one-stroke lead over Payne Stewart after 54 holes at Honda Classic...closing 71 on windy Sunday enough for one-stroke victory over Stewart and Michael Bradley...following week, at Bay Hill Invitational, finished alone in second, three strokes behind Phil Mickelson...was also runner-up to Mickelson at Sprint International...became eighth player to win first NIKE TOUR start with victory at 1995 NIKE Sonoma County Open by four strokes over Jerry Kelly, Bobby Collins and Joe Durant...earned place on PGA TOUR in 1996 by finishing fifth on 1995 NIKE TOUR money list...best finish first year on TOUR was tie for 10th at Freeport-McDermott Classic...winner of four tournaments on Australasian PGA Tour's Foundation Tour in 1994: Victorian PGA Championship, South Australia PGA Championship, Nedlands Masters and Tassie Classic...won 1991 Queensland Open as an amateur, the same year he won the Victorian Amateur title.

**PERSONAL:** Raised on dairy farm, where he used to hit golf shots from paddock to paddock once his chores were completed...former Australian rules football player.

### PGA TOUR CAREER SUMMARY

**PLAYOFF RECORD: 0-0**

Year	Events Played	Cuts Made	1st	2nd	3rd	Top 10	Top 25	Earnings	Rank
1996	30	18				1	5	\$164,483	130
1997	23	18	1	2		5	12	\$1,003,356	18
1998	22	12	1			5	7	\$717,962	40
Total	75	48	2	2		11	24	\$1,885,801	138

### NIKE TOUR CAREER SUMMARY

Year	Events Played	Cuts Made	1st	2nd	3rd	Top 10	Top 25	Earnings	Rank
1995	22	18	2	1		7	15	\$144,419	5
Total	22	18	2	1		7	15	\$144,419	
COMBINED TOTAL MONEY:								\$2,030,220	

**1999 PGA TOUR CHARITY TEAM:** Kemper Open

### TOP TOURNAMENT SUMMARY

YEAR	97	98
Masters Tournament	T21	CUT
U.S. Open	T36	T10
British Open Championship	T20	CUT
PGA Championship	T61	CUT
THE PLAYERS Championship	T14	CUT
THE TOUR Championship	T22	

## STUART APPLEBY...continued

NATIONAL TEAMS: Dunhill Cup (2), 1997, 1998; The Presidents Cup, 1998


### 1998 PGA TOUR STATISTICS

Scoring Average	71.17	(90T)
Driving Distance	279.3	(25T)
Driving Accuracy Percentage	65.4	(153T)
Total Driving	178	(79T)
Greens in Regulation Pct.	62.6	(152T)
Putting Average	1.786	(91T)
Sand Save Percentage	57.1	(29T)
Eagles (Holes per)	234.0	(70T)
Birdies Average	3.26	(111T)
All-Around Ranking	721	(89)

### MISCELLANEOUS STATISTICS

Scoring Average Before Cut	72.36	(164)
Scoring Average 3rd Round	70.82	(68T)
Scoring Average Final Round	70.45	(25)
Birdies Conversion %	29.6	(66)
Par Breakers	18.5	(108T)

1998 Low Round: 63: 1998 Kemper Open/2  
 Career Low Round: 63: 2 times, most recent 1998 Kemper Open/2  
 Career Largest Paycheck: \$360,000: 1998 Kemper Open/1



## TOMMY ARMOUR III (ARMOR)

EXEMPT STATUS: 52nd on 1998 money list

FULL NAME: Thomas Dickson Armour III

HEIGHT: 6' 2"

BIRTHDATE: October 8, 1959

RESIDENCE: Dallas, TX

FAMILY: Tommy (10/16/89)

COLLEGE: University of New Mexico

SPECIAL INTERESTS: Music, sports

TURNED PROFESSIONAL: 1981

WEIGHT: 190

BIRTHPLACE: Denver, CO

Q SCHOOL: Fall 1981, 1987, 1996

TOUR VICTORIES (1): 1990 Phoenix Open.

NIKE TOUR VICTORIES (2): 1994 NIKE Miami Valley Open, NIKE Cleveland Open.

BEST 1998 FINISHES: T2--Phoenix Open; T6--Buick Invitational, Nissan Open; T10--Michelob Championship at Kingsmill.

BEST NIKE TOUR 1998 FINISHES: T3--NIKE South Florida Open.

**1998 SEASON:** For first time since 1990, finished among top 60 on PGA TOUR money list...recorded four top-10s and 10 top-25s and earned \$554,650...52nd place on money list his highest finish since 35th in 1990, the year he won Phoenix Open...got season off to good start at the site of his lone TOUR victory...final-round 64 moved him from six strokes back to three behind Jesper Parnevik, tied for second at Phoenix Open...his first runner-up finish since 1990 Shearson Lehman Hutton Open...two weeks later, posted second of four top-10 finishes with T6 at Buick Invitational...after Buick Invitational, led both PGA TOUR (69.12) and NIKE TOUR (67.50) in scoring average...closed his West Coast schedule with a T6 at the Nissan Open...three top-10s through Nissan Open the most he had accumulated in one season...\$312,339 of season total was earned on West Coast...final top-10 came at Michelob Championship at Kingsmill, where Sunday 66 earned him tie for 10th.

**CAREER HIGHLIGHTS:** Enjoyed success and consistency on PGA TOUR from 1988 through 1990, including a victory at the 1990 Phoenix Open...made first start of 1990 season at Phoenix, where he earned a five-stroke victory over Jim Thorpe...nearly won again three weeks later, finishing second, two strokes behind Shearson Lehman Hutton champion Dan Forsman...qualified for the TOUR in 1981 but earned only \$4,254...played on European and Asian Tours until fall of 1987...struggled on TOUR again after 1990 season, but found success on NIKE TOUR in 1994...won NIKE Miami Valley and NIKE Cleveland Opens in consecutive weeks to become first player to win back-to-back NIKE TOUR events...finished seventh on 1994 NIKE TOUR money list to gain spot on 1995 PGA TOUR...winner of 1981 New Mexico State Amateur, 1981 William Tucker Intercollegiate and 1983 Mexican Open.

**PERSONAL:** Grandfather, known as the "Silver Scot," won the U.S. Open, British Open and PGA Championship...played in 1994 U.S. Open at Oakmont CC, site of grandfather's 1927 U.S. Open victory...started playing golf with his mother and father when he was 10...played golf and baseball in high school, but decided to stick with golf when two sports' seasons overlapped.



## TOMMY ARMOUR III...continued

CAREER SUMMARY				PLAYOFF RECORD: 0-0					
Year	Events Played	Cuts Made	1st	2nd	3rd	Top 10	Top 25	Earnings	Rank
1982	14	5						\$4,254	220
1983	1								
1984	3	1						\$781	267
1985	2								
1986	3	1				1	1	\$9,675	209
1987	3	1						\$970	290
1988	31	17		1		4	9	\$175,461	66
1989	32	21		1		2	7	\$185,018	81
1990	31	16	1	1		2	6	\$348,658	35
1991	31	15				1	3	\$90,478	140
1992	30	11					3	\$47,218	180
1993	20	7				1	2	\$52,011	181
1994	9	6			1	2	5	\$112,778	147
1995	30	16				1	5	\$134,407	141
1996	21	6				1	2	\$79,616	178
1997	30	18					7	\$163,664	131
1998	28	16		1		4	10	\$554,650	52
Total	319	157	1	4	1	19	60	\$1,959,638	130

NIKE TOUR CAREER SUMMARY									
Year	Events Played	Cuts Made	1st	2nd	3rd	Top 10	Top 25	Earnings	Rank
1992	1								
1993	5	3					2	\$3,529	159
1994	19	14	2	1	1	5	7	\$126,620	7
1996	6	2					1	\$1,838	194
1998	1	1			1	1	1	\$14,813	106
Total	32	20	2	1	2	6	11	\$146,799	
COMBINED TOTAL MONEY:								\$2,106,438	

1999 PGA TOUR CHARITY TEAM : Buick Open


TOP TOURNAMENT SUMMARY									
YEAR	89	90	91	94	95	98			
Masters Tournament			CUT						
U.S. Open		CUT		T55	T67				
PGA Championship		T24	CUT			CUT			
THE PLAYERS Championship	CUT	CUT	71			T31			

1998 PGA TOUR STATISTICS		
Scoring Average	70.67	(40)
Driving Distance	281.5	(13)
Driving Accuracy Percentage	67.9	(114T)
Total Driving	127	(23)
Greens in Regulation Pct.	66.5	(56T)
Putting Average	1.794	(119T)
Sand Save Percentage	58.7	(20T)
Eagles (Holes per)	195.8	(45)
Birdies Average	3.55	(50T)
All-Around Ranking	457	(25)

1998 NIKE TOUR STATISTICS		
Driving Distance	280.3	(N/A)
Driving Accuracy Percentage	66.1	(N/A)
Total Driving		(N/A)
Greens in Regulation Pct.	77.8	(N/A)
Putting Average	1.750	(N/A)
Sand Save Percentage	33.3	(N/A)
Eagles (Holes per)	72.0	(N/A)
Birdies Average	4.25	(N/A)

MISCELLANEOUS STATISTICS		
Scoring Average Before Cut	71.25	(80T)
Scoring Average 3rd Round	70.56	(50T)
Scoring Average Final Round	70.29	(18T)
Birdies Conversion %	29.7	(62T)
Par Breakers	20.2	(50T)
1998 Low Round: 64: 1998 Phoenix Open/4		
Career Low Round: 62: 1986 Provident Classic/2		
Career Largest Paycheck: \$165,000: 1998 Phoenix Open/T2		

MISCELLANEOUS STATISTICS		
Scoring Average Before Cut	68.00	(N/A)
Scoring Average 3rd Round	66.00	(N/A)
Scoring Average Final Round	68.00	(N/A)
Birdies Conversion %	30.4	(N/A)
Par Breakers	25.0	(N/A)
1998 Low Round: 66: 1998 NIKE South Florida Open/3		
Career Low Round: 65: 2 times, most recent 1994 NIKE Miami Valley Open/4		
Career Largest Paycheck: \$36,000: 2 times, most recent 1994 NIKE Cleveland Open/1		



## PAUL AZINGER (Ā-zing-r)

**EXEMPT STATUS:** Winner, 1993 PGA Championship (through 2003)

**FULL NAME:** Paul William Azinger

**HEIGHT:** 6' 2"

**WEIGHT:** 175

**BIRTHDATE:** January 6, 1960

**BIRTHPLACE:** Holyoke, MA

**RESIDENCE:** Bradenton, FL

**FAMILY:** Wife, Toni; Sarah Jean (12/28/85), Josie Lynn (4/21/89)

**COLLEGE:** Brevard JC and Florida State University

**SPECIAL INTERESTS:** Fishing

**TURNED PROFESSIONAL:** 1981

**Q SCHOOL:** Fall 1981, 1983, 1984

**TOUR VICTORIES (11):** 1987 Phoenix Open, Panasonic-Las Vegas Invitational, Canon-Sammy Davis Jr.-Greater Hartford Open, 1988 Hertz Bay Hill Classic, 1989 Canon Greater Hartford Open, 1990 MONY Tournament of Champions, 1991 AT&T Pebble Beach National Pro-Am, 1992 TOUR Championship, 1993 Memorial Tournament, New England Classic, PGA Championship

**INTERNATIONAL VICTORIES (2):** 1990 BMW International Open (Eur), 1992 BMW International Open (Eur)

**BEST 1998 FINISHES:** T3--AT&T Pebble Beach National Pro-Am; 5--Masters Tournament; T7--FedEx St. Jude Classic.

**1998 SEASON:** Continued steady improvement in encouraging season that saw him finish among top 50 on money list for first time since 1993...11 top-25s were his most since that same year...recorded his best finish since T3 at 1993 Las Vegas Invitational with another T3 at the AT&T Pebble Beach National Pro-Am...shot 67-69-68 in the rain-postponed event...highlight of the year came at Augusta National...shot 71-72-69 and trailed Fred Couples by two strokes through 54 holes...final-round 70 left him three strokes behind Mark O'Meara...was his best finish in Masters Tournament and his best finish in a major championship since he won 1993 PGA Championship...hadn't finished better than 14th in 11 previous visits to Augusta National...at U.S. Open, shot final-round 65 and moved from 54th place to T14...was his best Open finish since T3 in 1993...shot 65 to earn share of first-round lead at FedEx St. Jude Classic...trailed by one stroke after next two rounds, but final-round 72 dropped him to T7...PGA Championship was next appearance...opened with 2-under-par 68 for share of second place before slipping to T13.

**CAREER HIGHLIGHTS:** Enjoyed finest season of career in 1993 before being diagnosed with lymphoma in right shoulder blade in December of that year...captured first major title by defeating Greg Norman on second hole of sudden-death playoff at 1993 PGA Championship at Inverness...earlier won Memorial Tournament in dramatic fashion, holing out from greenside bunker on 72nd hole to defeat Corey Pavin by one stroke and Payne Stewart by two...won 1993 New England Classic after taking lead with third-round 64...10 top-three finishes in 1993 were most since Tom Watson in 1980...finished second on money list to Nick Price...played in only four events in 1994 following chemotherapy and radiation treatments...in first event of 1995, tied for fourth at United Airlines Hawaiian Open...in 1997, had best money-list finish since 1993, thanks to T7 at AT&T Pebble Beach National Pro-Am, T9 at United Airlines Hawaiian Open and T14 at THE PLAYERS Championship...had at least one victory per season from 1987 through 1993...three-time winner in 1987, when he finished second on money list behind Curtis Strange...runner-up at 1987 British Open...1984 Qualifying Tournament medalist...twice winner at Fred Meyer Challenge--in 1988 with Bob Tway and in 1991 with Ben Crenshaw.

**PERSONAL:** In 1994 and 1995, served as host for the Zinger Stinger Pro-Am, which raised money for lymphoma research...recepted of GWAA Ben Hogan Trophy in 1995, given to the individual who has continued to be active in golf despite physical handicap...his book, *Zinger*, is about his fight against cancer...started playing golf at age five, but couldn't break 40 until he was a high school senior.

CAREER SUMMARY				PLAYOFF RECORD: 1-2					
Year	Events Played	Cuts Made	1st	2nd	3rd	Top 10	Top 25	Earnings	Rank
1982	21	10				1	1	\$10,655	174
1983	2								
1984	21	14					3	\$27,821	144
1985	33	18				3	6	\$81,179	93
1986	30	25		2	2	7	13	\$254,019	29
1987	27	22	3		1	9	15	\$822,481	2
1988	27	21	1	1	1	10	16	\$594,850	11
1989	25	21	1	2	4	13	16	\$951,649	3
1990	26	22	1	3		12	18	\$944,731	4
1991	21	18	1	2	2	6	13	\$685,603	9
1992	23	20	1	1	3	10	14	\$929,863	7
1993	24	17	3	1	6	12	13	\$1,458,456	2
1994	4	2					1	\$13,422	242
1995	23	15				1	5	\$182,595	100
1996	22	17				1	8	\$232,041	95
1997	20	12				3	4	\$262,045	93
1998	22	15			1	3	11	\$568,233	50
Total	371	269	11	12	20	91	157	\$8,019,642	12

## PAUL AZINGER...continued

1999 PGA TOUR CHARITY TEAM : Canon Greater Hartford Open

### TOP TOURNAMENT SUMMARY

YEAR	83	85	86	87	88	89	90	91	92	93	94	95	96	97	98
Masters Tournament				T17	CUT	T14	CUT	52	T31	CUT		T17	T18	T28	5
U.S. Open	CUT	CUT	34	CUT	T6	T9	T24	CUT	T33	T3		CUT	T67	T28	T14
British Open Championship				T2	T48	T8	T48		T59	T59		CUT	CUT	CUT	CUT
PGA Championship		CUT	CUT	CUT	2	CUT	T31		T33	1	CUT	T31	T31	T29	T13
THE PLAYERS Championship		CUT	T64	6	T30	T14	CUT	T3	T29	T6		CUT	CUT	T14	CUT
THE TOUR Championship				4	T17	T3	11	T24	1	21					

NATIONAL TEAMS: Ryder Cup (3), 1989, 1991, 1993; World Cup, 1989; The Presidents Cup (Co-Captain), 1994

### 1998 PGA TOUR STATISTICS


Scoring Average	70.44	(33T)
Driving Distance	277.3	(36)
Driving Accuracy Percentage	67.2	(126T)
Total Driving	162	(55T)
Greens in Regulation Pct.	68.1	(22)
Putting Average	1.762	(30T)
Sand Save Percentage	50.0	(114T)
Eagles (Holes per)	157.5	(22)
Birdies Average	3.81	(7T)
All-Around Ranking	390	(15)

### MISCELLANEOUS STATISTICS

Scoring Average Before Cut	71.32	(95)
Scoring Average 3rd Round	70.93	(75T)
Scoring Average Final Round	69.79	(7)
Birdies Conversion %	31.7	(16T)
Par Breakers	21.8	(8T)

1998 Low Round: 65: 3 times, most recent 1998 FedEx St. Jude Classic/1

Career Low Round: 62: 2 times, most recent 1989 Texas Open/2  
Career Largest Paycheck: \$360,000: 1992 THE TOUR Championship/1



## DOUG BARRON (BARON)

EXEMPT STATUS: 109th on 1998 money list

FULL NAME: Stephen Douglas Barron

HEIGHT: 5' 9"

WEIGHT: 180

BIRTHDATE: July 24, 1969

BIRTHPLACE: Memphis, TN

RESIDENCE: Memphis, TN

FAMILY: Wife, Leslie

COLLEGE: Mississippi State University (1992, Marketing)

SPECIAL INTERESTS: Fishing, reading, Bible study

TURNED PROFESSIONAL: 1992

Q SCHOOL: 1996

BEST PGA TOUR FINISH: T6--1997 LaCantera Texas Open, 1998 Greater Milwaukee Open

BEST NIKE TOUR FINISH: T3--1996 NIKE Shreveport Open

BEST 1998 FINISHES: 6--Greater Milwaukee Open; T7--B.C. Open

**1998 SEASON:** Sophomore season was nearly identical to rookie year on PGA TOUR...had a pair of top-10 finishes and was among top-25 five times...finished 109th on money list, earning \$268,952...bulk of top performances came in September and October...shot 67-67-68-67-269 for sixth-place finish, worth \$64,800, at Greater Milwaukee Open...two weeks later, posted rounds of 67-71-70-71—279 for T7 at B.C. Open, earning \$48,375...closed year with T19 at the National Car Rental Golf Classic at Walt Disney World Resort...steady play at THE PLAYERS Championship earned him T18 for his first of five top-25s...opened with a 65 and was in sixth place after first round of Quad City Classic before finishing T17.

**CAREER HIGHLIGHTS:** Had solid rookie season on 1997 PGA TOUR...made 21 of 31 cuts and earned \$198,051, good for 116th on money list...made five of six cuts to start the season, with best finish of that stretch T19 at United Airlines Hawaiian Open...was in contention at Canon Greater Hartford Open, where he was three strokes off lead through 54 holes...closed with 73 to finish T9...best finish of first TOUR season came at LaCantera Texas Open...shot 69-68-70-70—277 to tie for sixth and earn largest check of year, \$45,325...finished season by making eight of final nine cuts...earned place on TOUR by finishing third at the 1996 Qualifying Tournament...only PGA TOUR appearance prior to 1997 was at 1996 FedEx St. Jude Classic, where he missed the cut...103rd on NIKE TOUR money list in 1995 and 47th in 1996...had three top-10 finishes in NIKE TOUR career, all in 1996—third at NIKE Shreveport Open, fifth at NIKE Philadelphia Classic and T10 at NIKE Boise Open.

**PERSONAL:** Father introduced him to golf at age three.

## DOUG BARRON...continued

### PGA TOUR CAREER SUMMARY

### PLAYOFF RECORD: 0-0

Year	Events Played	Cuts Made	1st	2nd	3rd	Top 10	Top 25	Earnings	Rank
1996	1								
1997	31	21				2	5	\$198,051	116
1998	30	16				2	5	\$268,952	109
Total	62	37				4	10	\$467,004	298

### NIKE TOUR CAREER SUMMARY

Year	Events Played	Cuts Made	1st	2nd	3rd	Top 10	Top 25	Earnings	Rank
1995	21	11					4	\$14,773	103
1996	24	12			1	3	8	\$43,433	47
Total	45	23			1	3	12	\$58,206	

COMBINED TOTAL MONEY:

\$525,209

1999 PGA TOUR CHARITY TEAM: FedEx St. Jude Classic

### TOP TOURNAMENT SUMMARY

YEAR 98

THE PLAYERS Championship T18

### 1998 PGA TOUR STATISTICS

Scoring Average	71.55	(126T)
Driving Distance	269.5	(97T)
Driving Accuracy Percentage	70.9	(76T)
Total Driving	173	(73T)
Greens in Regulation Pct.	65.5	(89T)
Putting Average	1.792	(107T)
Sand Save Percentage	55.9	(39T)
Eagles (Holes per)	267.0	(90T)
Birdies Average	3.43	(72)
All-Around Ranking	696	(83T)


### MISCELLANEOUS STATISTICS

Scoring Average Before Cut	71.66	(127T)
Scoring Average 3rd Round	72.13	(164T)
Scoring Average Final Round	70.88	(60)
Birdies Conversion %	29.1	(81T)
Par Breakers	19.4	(73T)

1998 Low Round: 65: 1998 Quad City Classic/1

Career Low Round: 65: 1998 Quad City Classic/1

Career Largest Paycheck: \$64,800: 1998 Greater Milwaukee Open/E



## BEN BATES

EXEMPT STATUS: 112th on 1998 money list

FULL NAME: Benjamin Edwin Bates

HEIGHT: 6' 0"

WEIGHT: 195

BIRTHDATE: June 12, 1961

BIRTHPLACE: Quincy, FL

RESIDENCE: Havana, FL; plays out of Havana CC

FAMILY: Single

COLLEGE: Troy State University (Criminal Justice)

SPECIAL INTERESTS: Football, fishing

TURNED PROFESSIONAL: 1984

BEST CAREER FINISH: T8--1998 Buick Challenge.

NIKE TOUR VICTORIES (1): 1997 NIKE Wichita Open.

BEST 1998 FINISH: T8--Buick Challenge.

**1998 SEASON:** After earning exempt status on PGA TOUR by finishing 112th on the 1997 NIKE TOUR money list, made good use of his opportunity...played in 31 events, making cut in 22, to finish 112th on TOUR money list...secured card with performances at Buick Challenge and Michelob Championship at Kingsmill in back-to-back weeks in October...shot a pair of 67s on weekend at Buick Challenge to finish T8, his first TOUR top-10, which was worth \$39,000...closed with a 68 at Michelob Championship for T13, worth \$35,625...closed season with T27 at National Car Rental Golf Classic at Walt Disney World Resort, where he earned \$11,275 to keep his 112th position...only other top-15 finish came at Deposit Guaranty Golf Classic, where he shot final-round 66 to move into tie for 11th...low round of the year came in first round of GTE Byron Nelson Classic, where he fired a 65 and was among the top eight.

## BEN BATES...continued

**CAREER HIGHLIGHTS:** Won 1997 NIKE Wichita Open and finished 12th on that season's NIKE TOUR money list...member of the NIKE TOUR in seven of its first eight seasons...beginning 1999 season, ranked third behind Steve Haskins (205) and R.W. Eaks (197) in NIKE TOUR career starts with 193...winner of five collegiate tournaments and several mini-tour events...member of NCAA Division II Championship team at Troy State.


**PERSONAL:** Father is the golf professional at Havana (FL) CC.

PGA TOUR CAREER SUMMARY					PLAYOFF RECORD: 0-0				
Year	Events Played	Cuts Made	1st	2nd	3rd	Top 10	Top 25	Earnings	Rank
1996	1								
1997	31	21				2	5	\$198,051	116
1998	31	22				1	7	\$260,225	112
Total	33	23				1	7	\$260,657	357

NIKE TOUR CAREER SUMMARY									
Year	Events Played	Cuts Made	1st	2nd	3rd	Top 10	Top 25	Earnings	Rank
1995	21	11					4	\$14,773	103
1996	24	12			1	3	8	\$43,433	47
1998	3	2				1	2	\$6,310	147
Total	193	122	1		2	22	67	\$298,755	
COMBINED TOTAL MONEY:								\$559,412	

**1999 PGA TOUR CHARITY TEAM:** Air Canada Championship

1998 PGA TOUR STATISTICS		MISCELLANEOUS STATISTICS	
Scoring Average	71.06 (75T)	Scoring Average Before Cut	71.05 (64)
Driving Distance	271.5 (77T)	Scoring Average 3rd Round	71.19 (100T)
Driving Accuracy Percentage	73.5 (40)	Scoring Average Final Round	70.71 (41T)
Total Driving	117 (17)	Birdies Conversion %	30.1 (51T)
Greens in Regulation Pct.	65.9 (79T)	Par Breakers	20.4 (36T)
Putting Average	1.782 (80T)	1998 Low Round:	65: 3 times, most recent 1998 Las Vegas Invitational/2
Sand Save Percentage	54.2 (59T)	Career Low Round:	65: 3 times, most recent 1998 Las Vegas Invitational/2
Eagles (Holes per)	163.6 (26T)	Career Largest Paycheck:	\$39,000: 1998 Buick Challenge/T8
Birdies Average	3.57 (46T)		
All-Around Ranking	482 (29)		



## CHIP BECK

**EXEMPT STATUS:** Top 50 on PGA TOUR career money list

**FULL NAME:** Charles Henry Beck

**HEIGHT:** 5' 10"

**WEIGHT:** 170

**BIRTHDATE:** September 12, 1956

**BIRTHPLACE:** Fayetteville, NC

**RESIDENCE:** Lake Forest, IL; plays out of the Merit Club, Libertyville, IL

**FAMILY:** Wife, Karen; Charles (11/12/83), Elizabeth (3/16/87), Mary Catherine (7/7/90), Anne Marie (5/28/92), John (5/17/93), Carl Henry (10/30/95)

**COLLEGE:** University of Georgia (1978, Journalism)

**SPECIAL INTERESTS:** Landscaping, water skiing, paddle tennis

**TURNED PROFESSIONAL:** 1978

**Q SCHOOL:** Fall 1978

**TOUR VICTORIES (4):** 1988 Los Angeles Open, USF&G Classic. 1990 Buick Open. 1992 Freeport-McMoRan Classic

**BEST 1998 FINISH:** T42--Greater Milwaukee Open

**1998 SEASON:** Snapped long dry spell by making his first cut in 47 starts at Greater Milwaukee Open...shot 69-68 to make GMO cut in his 23rd start of the season...shot 73-68 on the weekend and finished T42, earning \$6,300 for his best finish of the year...previous cut made came at 1997 Honda Classic...string of 46 missed cuts second longest in TOUR history to Doug Ford's 54 in a row...only other cut made was at Las Vegas Invitational, where he shot 67-68 in the first two rounds on his way to T53 finish.

**CAREER HIGHLIGHTS:** Recorded the second 59 in PGA TOUR history on October 11, 1991, in the third round of the Las Vegas Invitational...made 13 birdies and no bogeys at Sunrise Golf Club...sank a three-foot putt on his final hole to join Al Geiberger as



## CHIP BECK...continued

the only sub-60 shooters in TOUR history...received \$500,000 from Hilton Hotels for his historic feat, with another \$500,000 going to set up the Chip Beck Scholarship Foundation...best year on TOUR was 1988, when he won Los Angeles Open at Riviera CC and USF&G Classic at English Turn...won again at English Turn in 1992...had two runner-up finishes in 1993 – Masters Tournament and Anheuser-Busch Golf Classic – which helped him earn a place on U.S. Ryder Cup Team that year...singles victory over Barry Lane at The Belfry provided margin of victory for United States...has only three top-10 finishes since 1993: third at 1994 Nissan Los Angeles Open, ninth at United Airlines Hawaiian Open and second at 1996 Buick Open...1988 Vardon Trophy winner.

**PERSONAL:** Chip Beck Scholarship Foundation continues to distribute monies he received for shooting 59 at 1991 Las Vegas Invitational...started playing golf when he was 10.

CAREER SUMMARY				PLAYOFF RECORD: 0-2					
Year	Events Played	Cuts Made	1st	2nd	3rd	Top 10	Top 25	Earnings	Rank
1979	15	5						\$4,166	199
1980	25	13				1	2	\$17,109	134
1981	27	13				1	5	\$30,034	112
1982	29	15			1	2	6	\$57,608	78
1983	32	25		2		5	12	\$149,909	33
1984	31	20			4	7	10	\$177,289	34
1985	30	18				1	7	\$76,038	97
1986	31	21		2		6	13	\$215,140	39
1987	28	19		2	3	7	14	\$523,003	9
1988	25	23	2	3		11	17	\$916,818	2
1989	23	18		3	1	10	16	\$694,087	9
1990	25	20	1			7	11	\$571,816	17
1991	26	22		1	2	7	15	\$578,535	16
1992	26	21	1	2	2	7	10	\$689,704	17
1993	27	19		2		5	13	\$603,376	25
1994	27	19			1	1	8	\$281,131	68
1995	29	19				1	5	\$170,081	111
1996	29	16		1		1	3	\$228,127	98
1997	32	3						\$10,653	267
1998	29	2						\$10,866	272
Total	547	331	4	18	14	80	167	\$6,005,490	31

### TOP TOURNAMENT SUMMARY

YEAR	80	81	82	83	84	85	86	87	88	89	90	91	92	93	94	95
Masters Tournament				T32	CUT			T12	T21	T8	T39	CUT	CUT	2	T15	T35
U.S. Open	56	CUT	T12	T10	T21		T2	CUT	T21	T2	T29	CUT	CUT	T25	T25	CUT
British Open Championship			CUT						T28	T26	CUT	T17	T12	CUT	CUT	
PGA Championship			CUT	T23	T25	CUT	T16	T56	T31	T34	T5	T23	CUT	CUT	T36	T44
THE PLAYERS Championship		CUT	CUT	CUT	T29	CUT	CUT	T44	T11	2	T66	T52	T49	CUT	T27	T61
THE TOUR Championship								2	T24	T9	6	T5	T20	T12		

### TOP TOURNAMENT SUMMARY (cont.)

YEAR	96	97	98
Masters Tournament			
U.S. Open			CUT
PGA Championship			
THE PLAYERS Championship	T60	CUT	

**NATIONAL TEAMS:** Dunhill Cup, 1988; Kirin Cup, 1988; Asahi Glass Four Tours World Championship of Golf, 1989; Ryder Cup (3), 1989, 1991, 1993


### 1998 PGA TOUR STATISTICS

Scoring Average	73.86	(188)
Driving Distance	263.9	(160)
Driving Accuracy Percentage	52.4	(188)
Total Driving	348	(188)
Greens in Regulation Pct.	55.5	(188)
Putting Average	1.806	(149T)
Sand Save Percentage	50.9	(104)
Eagles (Holes per)	159.4	(23)
Birdies Average	2.69	(182T)
All-Around Ranking	1,182	(180)

### MISCELLANEOUS STATISTICS

Scoring Average Before Cut	74.16	(188)
Scoring Average 3rd Round	75.67	(188)
Scoring Average Final Round	70.00	(11T)
Birdies Conversion %	27.0	(143T)
Par Breakers	15.6	(181)

1998 Low Round: 67: 1998 Las Vegas Invitational/1  
Career Low Round: 59: 1991 Las Vegas Invitation/3  
Career Largest Paycheck: \$216,000: 1987 Nabisco Championship/2



## PHIL BLACKMAR

**EXEMPT STATUS:** 1997 tournament winner (through 1999)  
**FULL NAME:** Philip Arnold Blackmar  
**HEIGHT:** 6' 7" **WEIGHT:** 245  
**BIRTHDATE:** September 22, 1957 **BIRTHPLACE:** San Diego, CA  
**RESIDENCE:** Corpus Christi, TX; plays out of Kings Crossing CC  
**FAMILY:** Wife, Carol; Kristin Ashley (3/21/84), Kelli Michelle (9/20/85),  
Philip James (5/9/88), Mark Fredrik (4/28/92)  
**COLLEGE:** University of Texas (1979, Finance)  
**SPECIAL INTERESTS:** Fishing  
**TURNED PROFESSIONAL:** 1980 **Q SCHOOL:** 1984, 1994

**TOUR VICTORIES (3) :** 1985 Canon Sammy Davis, Jr.-Greater Hartford Open. 1988 Provident Classic. 1997 Shell Houston Open

**BEST 1998 FINISHES:** T8--Buick Open

**1998 SEASON:** Experienced an inconsistent season following best year of his career in 1997...managed only one top-10 and dropped out of top 100 on the money list for the first time since 1995...best week of season came at Buick Open in August...shot 67-68 and was tied for third, two strokes back, heading into the weekend...third-round 70 left him one stroke shy of Vijay Singh-Steve Stricker 54-hole lead...final-round 72 produced tie for eighth...closed with a 66 to move from 43rd to tie for 15th at the GTE Byron Nelson Classic for his only other top-15 finish of the year...ranked 11th in bounceback stats category with 23.0 percent.

**CAREER HIGHLIGHTS:** All three of his PGA TOUR victories have come in playoffs...defeated Kevin Sutherland with birdie on first extra hole in winning 1997 Shell Houston Open...defeated Dan Pohl and Jodie Mudd with birdie on first extra hole of 1985 Canon Sammy Davis, Jr.-Greater Hartford Open for first TOUR win...in 1988, sank a long birdie putt on first extra hole to defeat Payne Stewart at Provident Classic...best financial year on TOUR came in 1997, when he finished 32nd on money list...during season posted three top-10s and nine top-25s, matching his career best...two strokes out of the lead at PGA Championship through 36 holes before finishing sixth...named PGA TOUR Rookie of the Year by *Golf Digest* in 1985...led 1991 PLAYERS Championship until ball found water in fourth round at TPC at Sawgrass' famed 17th hole...was in contention at same point the following year, and ball found similar fate...returned to Qualifying Tournament after finishing 214th on money list in 1994...avoided Q-School the following year, thanks to tie for fourth and \$62,000 check with closing 64-65 at Las Vegas Invitational...second at 1985 National Long Drive Championship...1983 Missouri State Amateur Champion...three-time all-Southwest Conference selection at University of Texas.

**PERSONAL:** Worked in bank for several months before entering mini-tour events in 1980...among his earlier off-the-course jobs: audited banks, drove a Coca-Cola truck and repaired golf clubs and sprinklers...graduated from the University of Texas with degree in finance...introduced to game by his father, who won national lefthanders title in 1965.

CAREER SUMMARY				PLAYOFF RECORD: 3-0					
Year	Events Played	Cuts Made	1st	2nd	3rd	Top 10	Top 25	Earnings	Rank
1984	1	1						\$3,374	210
1985	27	16	1			4	7	\$198,537	28
1986	29	17			2	4	9	\$191,228	43
1987	32	19		1		1	8	\$99,581	97
1988	29	9	1			1	3	\$108,403	105
1989	27	15				2	6	\$140,949	100
1990	30	15			1	2	9	\$200,796	78
1991	27	13			1	3	5	\$218,838	77
1992	24	17		1		2	5	\$242,783	63
1993	30	17			1	2	6	\$207,310	83
1994	30	5					1	\$28,159	213
1995	24	15				1	5	\$154,801	121
1996	28	19				3	5	\$229,274	96
1997	27	19	1			3	9	\$642,400	32
1998	27	14				1	3	\$200,219	136
Total	392	211	3	2	5	29	81	\$2,866,652	92

**1999 PGA TOUR CHARITY TEAM:** Shell Houston Open

## PHIL BLACKMAR...continued

### TOP TOURNAMENT SUMMARY

YEAR	84	85	86	87	88	89	90	91	92	93	94	96	97	98
Masters Tournament			T45											T33
U.S. Open	T43	CUT	T35				CUT	CUT	CUT			CUT		
British Open Championship													CUT	
PGA Championship		T65	T53	T40		T53		T73	CUT			T47	T6	CUT
THE PLAYERS Championship		T64	CUT	CUT	CUT	CUT	CUT	T3	T2	CUT	CUT	CUT	T53	T66


### 1998 PGA TOUR STATISTICS

Scoring Average	72.06	(160)
Driving Distance	275.9	(41)
Driving Accuracy Percentage	60.1	(184)
Total Driving	225	(146T)
Greens in Regulation Pct.	59.7	(181T)
Putting Average	1.774	(61T)
Sand Save Percentage	54.4	(55T)
Eagles (Holes per)	720.0	(172T)
Birdies Average	3.20	(120T)
All-Around Ranking	974	(146)

### MISCELLANEOUS STATISTICS

Scoring Average Before Cut	72.11	(148T)
Scoring Average 3rd Round	72.00	(155T)
Scoring Average Final Round	72.93	(174)
Birdies Conversion %	29.8	(59T)
Par Breakers	17.9	(127T)

1998 Low Round: 66: 2 times, most recent 1998 MasterCard Colonial/1  
 Career Low Round: 62: 1996 Walt Disney World/Oldsmobile Classic/2  
 Career Largest Paycheck: \$288,000: 1997 Shell Houston Open/1



## JAY DON BLAKE

**EXEMPT STATUS:** 72nd on 1998 money list

**FULL NAME:** Jay Don Blake

**HEIGHT:** 6' 2"

**WEIGHT:** 180

**BIRTHDATE:** October 28, 1958

**BIRTHPLACE:** St. George, UT

**RESIDENCE:** St. George, UT

**FAMILY:** Wife, Marci; Jamie Dawn (10/1/79), Bridgette (4/11/83), Patrick (9/11/86), Miranda (6/23/98)

**COLLEGE:** Utah State University

**SPECIAL INTERESTS:** Drag racing, all sports, hunting, fishing

**TURNED PROFESSIONAL:** 1981

**Q SCHOOL:** 1986

**TOUR VICTORIES (1):** 1991 Shearson Lehman Brothers Open

**INTERNATIONAL VICTORIES (1):** 1991 Argentine Open

**BEST 1998 FINISHES:** 2--BellSouth Classic.

**1998 SEASON:** At BellSouth Classic in May, had a good shot at his first victory since 1991 Shearson Lehman Brothers Open...shot 67-68 for a share of the 36-hole lead with Craig Parry and Clark Dennis...third-round 67 wasn't enough to hold off Tiger Woods' course-record 63...heading into Sunday was alone in second, three strokes behind Woods...closed to within one of Woods with 18-foot birdie putt on 15th hole, then missed 20-foot birdie putt on 72nd hole that would have forced a playoff...second-place finish, worth \$194,400, was his first runner-up since T2 at 1996 Motorola Western Open...other top-20 finishes were T16 at United Airlines Hawaiian Open, T17 at Bay Hill Invitational and T19 at GTE Byron Nelson Classic the week after Atlanta...was third among par-3 birdie leaders (18%).

**CAREER HIGHLIGHTS:** Best year of his career came in 1991, when he earned his sole tournament title at Shearson Lehman Brothers Open...closed with rounds of 67-67 to defeat Bill Sander by two strokes...had five other top-10 finishes that season

## JAY DON BLAKE...continued

and earned \$563,854, a career best...made his only appearance in THE TOUR Championship that year, where he tied for 13th...finished year 21st on TOUR money list...had four runner-up finishes between 1992 and 1996, with best chance for victory during that period coming at 1995 LaCantera Texas Open...trailed third-round leader Duffy Waldorf by one stroke entering the final round, but a 9 on the 16th hole, combined with Waldorf's closing 69, left him tied for sixth...other runner-up finishes came at 1992 BellSouth Classic, 1994 Northern Telecom Open and 1996 Motorola Western Open...winner of 1988 Utah State Open...won NCAA Championship as a junior at Utah State in 1980, runner-up the following year...named Collegiate Player of the Year in 1991.

**PERSONAL:** A drag racing aficionado, attended National Hot Rod Association driving school in Dec. 1995...a regular competitor, won hot rod sprint in fall of 1996...professional drag racer Bob Vandergriff, Jr. has caddied for him...knew by age 12 he wanted to be a professional golfer.

CAREER SUMMARY				PLAYOFF RECORD: 0-0					
Year	Events Played	Cuts Made	1st	2nd	3rd	Top 10	Top 25	Earnings	Rank
1987	31	19				1	9	\$87,634	106
1988	31	24				2	8	\$131,937	90
1989	27	16			1	3	9	\$200,499	71
1990	30	16					8	\$148,384	106
1991	27	23	1			6	14	\$563,854	21
1992	24	15		1		4	8	\$299,298	51
1993	26	15				3	6	\$202,482	86
1994	25	20		1		2	9	\$309,351	55
1995	26	17		1		3	9	\$333,551	54
1996	26	20		1		1	6	\$347,328	57
1997	28	18				3	10	\$378,484	65
1998	25	17		1		1	6	\$405,305	72
Total	326	220	1	5	1	29	102	\$3,408,107	79

1999 PGA TOUR CHARITY TEAM: Las Vegas Invitational

TOP TOURNAMENT SUMMARY													
YEAR	87	88	89	90	91	92	93	94	95	96	97	98	
Masters Tournament					T27	CUT	T45						
U.S. Open	T24		T18	CUT		T6	T62	CUT			CUT		
British Open Championship					T64								
PGA Championship		T25	CUT	W/D	T13	T76		T66	CUT	CUT	CUT	T36	
THE PLAYERS Championship	CUT	T34	CUT	CUT	T27	T40	W/D	T35	CUT	T33	T62	WD	
THE TOUR Championship					T13								

1998 PGA TOUR STATISTICS		
Scoring Average	70.85	(55)
Driving Distance	266.7	(135T)
Driving Accuracy Percentage	70.9	(76T)
Total Driving	211	(128T)
Greens in Regulation Pct.	68.2	(20T)
Putting Average	1.788	(96T)
Sand Save Percentage	56.0	(38)
Eagles (Holes per)	404.0	(186)
Birdies Average	3.36	(90T)
All-Around Ranking	696	(83T)

MISCELLANEOUS STATISTICS		
Scoring Average Before Cut	70.69	(32T)
Scoring Average 3rd Round	69.94	(14T)
Scoring Average Final Round	71.38	(107T)
Birdies Conversion %	27.4	(131T)
Par Breakers	18.7	(100T)
1998 Low Round:	65: 2 times, most recent 1998 Greater Milwaukee Open/1	
Career Low Round:	63: 1994 Bell Canadian Open/2	
Career Largest Paycheck:	\$194,400: 1998 BellSouth Classic/2	



## MICHAEL BRADLEY

**EXEMPT STATUS:** 1998 tournament winner (through 2000)

**FULL NAME:** Michael John Bradley

**HEIGHT:** 6' 0"

**WEIGHT:** 190

**BIRTHDATE:** July 17, 1966

**BIRTHPLACE:** Largo, FL

**RESIDENCE:** Valrico, FL; plays out of River Hills CC, Valrico, FL

**FAMILY:** Wife, Jennifer; Brooke Kathryn (5/1/96)

**COLLEGE:** Oklahoma State University

**SPECIAL INTERESTS:** Sports

**TURNED PROFESSIONAL:** 1988

**Q SCHOOL:** 1992

**TOUR VICTORIES (2):** 1996 Buick Challenge. 1998 Doral-Ryder Open

**INTERNATIONAL VICTORIES (2):** 1989 Ontario Open (Can). 1990 Quebec Open (Can)

**BEST 1998 FINISHES:** 1--Doral-Ryder Open; T8--Greater Greensboro Chrysler Classic.

**1998 SEASON:** Earned his second PGA TOUR victory in impressive style during windy Doral-Ryder Open...was bothered by herniated disk during the winter, and the physical ailment prevented him from practicing during the week in Miami...disk problem, for which at one point he considered surgery after the Masters Tournament, bothered him for the rest of the season, but physical therapy helped avoid an operation...shot 71-66 to grab a share of the 36-hole lead at Doral with Tim Herron and John Cook...added a 70 on Saturday for a one-stroke lead over Stewart Cink...held off two of the month's hottest players - Billy Mayfair and John Huston - by sinking a four-foot par putt on the 72nd hole for a one-stroke win...earned \$360,000 for the victory...only other top-10 came at the Greater Greensboro Chrysler Classic...steady 7-under-par week earned him a T8...also T12 at FedEx St. Jude Classic, closing with a 67.

**CAREER HIGHLIGHTS:** Enjoyed breakthrough season in 1996 with his first PGA TOUR victory and 20th-place finish on money list...earned \$820,825, more than in his first three seasons combined...victory came at Buick Challenge, where he opened with 66-68 to share 36-hole lead, then watched it rain for two days...after final two rounds were cancelled, entered playoff with Fred Funk, John Maginnes, Davis Love III and Len Mattiace...birdied first extra hole for victory and \$180,000...earlier in year, tied for second at Doral-Ryder Open, two strokes behind Greg Norman, and tied for third at Michelob Championship at Kingsmill and Sprint International...prior to 1996, best finish came in rookie year of 1993 - T3 at Kemper Open...enjoyed consistent 1997 season...had six-tournament stretch of top-20 finishes in February and March...following T11 at Buick Invitational, finished T17 at Tucson Chrysler Classic and T18 at Doral-Ryder Open, then closed with a 68 and finished T2 with Payne Stewart, one stroke behind Stuart Appleby at Honda Classic...his 381-yard drive during second round of the Walt Disney World/Oldsmobile Classic was longest measured drive on TOUR in 1997...shot a 59 at Canadian Tour event in Saskatoon, Saskatchewan.

**PERSONAL:** His father John, a retired club professional who has been his only coach, taught him by feel, not mechanics.

CAREER SUMMARY				PLAYOFF RECORD: 1-0					
Year	Events Played	Cuts Made	1st	2nd	3rd	Top 10	Top 25	Earnings	Rank
1988	2	1						\$1,664	281
1990	1								
1992	1								
1993	25	14			1	1	3	\$126,160	121
1994	29	15				3	4	\$175,137	104
1995	27	18				2	6	\$214,469	85
1996	26	20	1	1	2	6	11	\$820,825	20
1997	28	18		1		3	8	\$465,887	47
1998	22	15	1			2	5	\$576,501	48
Total	162	101	2	2	3	17	37	\$2,380,643	108

**1999 PGA TOUR CHARITY TEAM:** Motorola Western Open



## MICHAEL BRADLEY...continued

### TOP TOURNAMENT SUMMARY

YEAR	90	92	94	95	96	97	98
Masters Tournament						CUT	29
U.S. Open	CUT	CUT	CUT		T50	CUT	
British Open Championship						T38	
PGA Championship				T54	T31	T71	
THE PLAYERS Championship			CUT	T29	T19	T14	T51
THE TOUR Championship					23		

### 1998 PGA TOUR STATISTICS

Scoring Average	71.18	(93T)
Driving Distance	272.9	(62T)
Driving Accuracy Percentage	63.6	(171T)
Total Driving	233	(156T)
Greens in Regulation Pct.	64.6	(104T)
Putting Average	1.801	(140T)
Sand Save Percentage	43.2	(173T)
Eagles (Holes per)	252.0	(86)
Birdies Average	3.31	(103T)
All-Around Ranking	932	(135)

### MISCELLANEOUS STATISTICS

Scoring Average Before Cut	71.64	(126)
Scoring Average 3rd Round	72.80	(179)
Scoring Average Final Round	70.69	(39)
Birdies Conversion %	28.5	(96T)
Par Breakers	18.8	(94T)

1998 Low Round: 66: 1998 Doral-Ryder Open/2  
 Career Low Round: 62: 1994 Hardee's Golf Classic/3  
 Career Largest Paycheck: \$360,000: 1998 Doral-Ryder Open/1



## MARK BROOKS

**EXEMPT STATUS:** Winner, 1996 PGA Championship (through 2006)

**FULL NAME:** Mark David Brooks

**HEIGHT:** 5' 9"

**WEIGHT:** 150

**BIRTHDATE:** March 25, 1961

**BIRTHPLACE:** Ft. Worth, TX

**RESIDENCE:** Ft. Worth, TX

**FAMILY:** Wife, Cynthia; Lyndsay (1/24/86), Hallie (9/21/89)

**COLLEGE:** University of Texas

**SPECIAL INTERESTS:** All sports, collecting vintage fountain pens, LGB toy trains, architectural models and prints, antiques and historic golf prints, fine art

**TURNED PROFESSIONAL:** 1983 **Q SCHOOL:** Fall 1983, 1984, 1985, 1987

**TOUR VICTORIES (7):** 1988 Canon Sammy Davis, Jr.-Greater Hartford Open. 1991 Kmart Greater Greensboro Open, Greater Milwaukee Open. 1994 Kemper Open. 1996 Bob Hope Chrysler Classic, Shell Houston Open, PGA Championship

**BEST 1998 FINISHES:** T12--Canon Greater Hartford Open.

**1998 SEASON:** Struggled to find the consistency he has enjoyed throughout much of his career...dropped to his lowest ranking (No. 129) on the PGA TOUR money list and failed to record a top-10 finish for the first time since 1987...closest he came was a tie for 12th at the Canon Greater Hartford Open...opened with 69-65 for 13th place through 36 holes...added a 67 on Saturday to move into ninth place, but a closing 69 dropped him out of the top 10...ended the season by making four consecutive cuts to match his longest cuts-made streak of the year.

**CAREER HIGHLIGHTS:** Enjoyed his best season on TOUR in 1996 with three victories, including his first major title, the PGA Championship...first victory of that year came in his second start...had five consecutive sub-par rounds to win the Bob Hope Chrysler Classic...23-under-par 337 total was one stroke better than John Huston...won Shell Houston Open in a playoff over fellow Texan and hometown favorite Jeff Maggert...shot 66-68-70-70-274 to force playoff, then rolled in 50-foot birdie putt on first extra hole for victory, his first in his home state...birdied 72nd hole at PGA Championship at Valhalla GC to force playoff with Kenny Perry, then birdied first extra hole to earn title...won twice in 1991...shot closing 64 to catch Gene Sauers at Kmart Greater Greensboro Open, then parred third playoff hole for victory...edged Robert Gamez by one stroke at Greater Milwaukee Open after opening with 63...first TOUR victory, at 1988 Canon Sammy Davis, Jr.-Greater Hartford Open, came with 10-foot putt on second hole of playoff with Dave Barr and Joey Sindelar...won 1994 Kemper Open by three strokes over D.A. Weibring and Bobby Wadkins...was part of five-man playoff at 1993 Buick Southern Open won by John Inman...tied for third with Steven Bottomley

## MARK BROOKS...continued

and Michael Campbell at 1995 British Open, one stroke out of John Daly-Costantino Rocco playoff...three-time All-American at University of Texas...winner of 1979 and 1981 Texas State Amateurs, 1979 Southern Amateur and 1979 Trans-Mississippi Amateur.

**PERSONAL:** President of Mark Brooks Golf, a golf course design and management company based in Ft. Worth, TX...established Mark Brooks Foundation to help troubled teens in Ft. Worth...introduced to golf by his grandfather at age eight.

CAREER SUMMARY				PLAYOFF RECORD: 4-2					
Year	Events Played	Cuts Made	1st	2nd	3rd	Top 10	Top 25	Earnings	Rank
1983(Am.)	1								
1983	6	2					1	\$6,924	194
1984	35	17				1	4	\$40,438	122
1985	32	11					3	\$32,094	141
1986	32	19				1	5	\$47,264	140
1987	32	17					2	\$42,100	165
1988	30	22	1	1		2	11	\$280,636	36
1989	30	15				1	3	\$112,838	115
1990	33	23			2	5	10	\$307,948	45
1991	30	24	2			5	11	\$667,263	11
1992	29	24			3	11	16	\$629,754	21
1993	31	19		1		3	10	\$249,696	66
1994	33	23	1			4	8	\$523,285	31
1995	29	17			1	3	10	\$366,860	48
1996	29	23	3	1		8	12	\$1,429,396	3
1997	30	15				1	3	\$213,516	108
1998	30	18					5	\$219,570	129
Total	472	289	7	3	6	45	114	\$5,169,581	47

**1999 PGA TOUR CHARITY TEAM:** Canon Greater Hartford Open

TOP TOURNAMENT SUMMARY																
YEAR	84	85	86	87	88	89	90	91	92	93	94	95	96	97	98	
Masters Tournament						CUT		T35	CUT	CUT		CUT	CUT	CUT	CUT	
U.S. Open	CUT		CUT	CUT	CUT		T5	T19	T44	T46	CUT		T16	CUT	57	
British Open Championship								T80	T55		T20	T3	T5	CUT	T66	
PGA Championship					CUT	CUT	T26	CUT	T15	CUT	CUT	T31	1	CUT	T56	
THE PLAYERS Championship	CUT	CUT		T63		CUT	T36	CUT	T9	CUT	CUT	CUT	CUT	T7	CUT	
THE TOUR Championship								T24	T27		T29		T27			

**NATIONAL TEAMS:** The Presidents Cup, 1996.

1998 PGA TOUR STATISTICS			MISCELLANEOUS STATISTICS		
Scoring Average	71.24	(100T)	Scoring Average Before Cut	71.76	(133T)
Driving Distance	267.1	(129T)	Scoring Average 3rd Round	71.17	(99)
Driving Accuracy Percentage	67.9	(114T)	Scoring Average Final Round	72.35	(157)
Total Driving	243	(161T)	Birdies Conversion %	28.0	(109T)
Greens in Regulation Pct.	61.5	(166T)	Par Breakers	17.3	(148T)
Putting Average	1.772	(55T)			
Sand Save Percentage	49.4	(126T)			
Eagles (Holes per)	184.0	(37T)	1998 Low Round:	65:	1998 Canon Greater Hartford Open/2
Birdies Average	3.02	(158T)	Career Low Round:	61:	1990 Shearson Lehman Hutton Open/2
All-Around Ranking	885	(133)	Career Largest Paycheck:	\$430,000:	1996 PGA Championship/1



## BILLY RAY BROWN

**EXEMPT STATUS:** 1997 tournament winner (through 1999)

**FULL NAME:** Billy Ray Brown

**HEIGHT:** 6' 3"

**WEIGHT:** 205

**BIRTHDATE:** April 5, 1963

**BIRTHPLACE:** Missouri City, TX

**RESIDENCE:** Missouri City, TX; plays out of Quail Valley CC

**FAMILY:** Wife, Cindy; Kendall Lee (11/15/95)

**COLLEGE:** University of Houston

**SPECIAL INTERESTS:** Hunting, fishing

**TURNED PROFESSIONAL:** 1987

**Q SCHOOL:** 1987, 1996

**TOUR VICTORIES (3):** 1991 Canon Greater Hartford Open. 1992 GTE Byron Nelson Classic. 1997 Deposit Guaranty Golf Classic.

**BEST 1998 FINISH:** T27--Deposit Guaranty Golf Classic

**1998 SEASON:** For only the fourth time in his 11-year PGA TOUR career, was unable to make at least 10 cuts during a season...earned \$63,724 and slipped to No. 201 on official money list...best performance of the season came at the site of his 1997 victory at the Deposit Guaranty Golf Classic...shot 70-72-66-71—279 and finished T27 at Annandale GC...third-round 66 was his lowest round of the year.

**CAREER HIGHLIGHTS:** Came back from wrist surgery with third PGA TOUR victory at 1997 Deposit Guaranty Golf Classic...was two strokes off lead through 54 holes and, after double-bogey on par-4 17th, needed birdie on par-5 18th for win...reached green in two and two-putted for victory worth \$180,000...was first top-10 since second-place finish at 1993 AT&T Pebble Beach National Pro-Am...first two TOUR victories came in playoffs...shot 67-72-65-67—271 to earn place in playoff with Rick Fehr and Corey Pavin at 1991 Canon Greater Hartford Open...sank 25-foot birdie putt on first extra hole for victory...in 1992, closed with rounds of 64-66 to earn playoff berth at rain-shortened GTE Byron Nelson Classic...birdie on first extra hole defeated Bruce Lietzke, Ben Crenshaw and Raymond Floyd...tied for lead through 54 holes of 1990 U.S. Open at Medinah...missed 15-foot putt on 72nd hole that would have put him in playoff with Hale Irwin and Mike Donald...successful 1997 righted four-year downturn that followed surgery on wrist injured near end of 1992 season...four-time All-America selection at University of Houston...won NCAA Championship as a freshman in 1982...along with teammate Steve Elkington, led Houston to three NCAA team championships.

**PERSONAL:** Father Charlie was a tackle for the Oakland Raiders, brother Chuck played center for the St. Louis Cardinals of the National Football League.

CAREER SUMMARY				PLAYOFF RECORD: 2-0					
Year	Events Played	Cuts Made	1st	2nd	3rd	Top 10	Top 25	Earnings	Rank
1983(Am.)	1								
1986	1							\$3,000	246
1987	2	1						\$83,590	125
1988	31	21			1	1	5	\$162,964	85
1989	28	20		1		1	5	\$312,466	44
1990	26	18			3	6	7	\$348,082	46
1991	29	19	1	1		2	8	\$485,151	29
1992	23	17	1		2	3	10	\$173,662	97
1993	15	7		1		1	1	\$4,254	284
1994	27	2						\$56,111	196
1995	24	9					2	\$67,203	185
1996	26	15					1	\$268,709	91
1997	24	11	1			1	3	\$63,724	201
1998	25	8							
Total	283	148	3	3	6	15	42	\$2,028,917	126

TOP TOURNAMENT SUMMARY									
YEAR	89	90	91	92	93	94	95	97	98
Masters Tournament			T42	T19	CUT				CUT
U.S. Open		T3	T19	CUT			CUT		
PGA Championship		CUT	CUT	T73	T40			CUT	
THE PLAYERS Championship	T59	T5	T27	T21	70	CUT			CUT
THE TOUR Championship				T22					

## BILLY RAY BROWN...continued

### 1998 PGA TOUR STATISTICS

Scoring Average	72.60	(180T)
Driving Distance	267.5	(124T)
Driving Accuracy Percentage	64.9	(162T)
Total Driving	286	(181)
Greens in Regulation Pct.	63.6	(134T)
Putting Average	1.865	(188)
Sand Save Percentage	47.4	(153T)
Eagles (Holes per)	164.6	(29)
Birdies Average	2.66	(184T)
All-Around Ranking	1,154	(178)

### MISCELLANEOUS STATISTICS

Scoring Average Before Cut	72.82	(180)
Scoring Average 3rd Round	71.89	(151T)
Scoring Average Final Round	72.25	(151T)
Birdies Conversion %	23.2	(187)
Par Breakers	15.4	(182)

1998 Low Round: 65: 1998 United Airlines Hawaiian Open/2  
 Career Low Round: 64: 5 times, most recent 1996 United Airlines Hawaiian Open/4  
 Career Largest Paycheck: \$198,000: 1992 GTE Byron Nelson Cl./1



## OLIN BROWNE

**EXEMPT STATUS:** 1998 tournament winner (through 2000)

**FULL NAME:** Olin Douglas Browne

**HEIGHT:** 5' 9"

**WEIGHT:** 175

**BIRTHDATE:** May 22, 1959

**BIRTHPLACE:** Washington, DC

**RESIDENCE:** Jupiter, FL; plays out of Admirals Cove

**FAMILY:** Wife, Pam; Olin, Jr. (7/9/88), Alexandra Grace (10/24/91)

**COLLEGE:** Occidental College

**SPECIAL INTERESTS:** Fly fishing, environment, some politics

**TURNED PROFESSIONAL:** 1984

**Q SCHOOL:** 1995

**TOUR VICTORIES (1):** 1998 Canon Greater Hartford Open

**NIKE TOUR VICTORIES (4):** 1991 Bakersfield Open, Hawkeye Open. 1993 NIKE Monterrey Open. 1996 NIKE Dominion Open

**BEST 1998 FINISHES:** 1--Canon Greater Hartford Open; T7--United Airlines Hawaiian Open.

**1998 SEASON:** After 14 years as a professional and more than a dozen trips to the PGA TOUR Qualifying Tournament, claimed his first TOUR title at the Canon Greater Hartford Open...shot 67-66-66-67-266 to earn a spot in playoff with Stewart Cink and Larry Mize...on the first extra hole, he chipped in for birdie from 30 feet, becoming the first player since Greg Norman at the 1995 NEC World Series of Golf to win a playoff by chipping in...the \$360,000 check was the largest of his career...prior to the victory, his only top-10 of the season was a T7 at the United Airlines Hawaiian Open, where he started exactly the way he did in Hartford - 67-66-66 - and was in third place through 54 holes...in Hartford he was fourth...in Hawaii, closed with 71 for his best finish since a sixth at the 1997 Walt Disney World/Oldsmobile Classic...after winning in Hartford, made the cut in his final five appearances...best finish over that span was T15 at CVS Charity Classic, where he recorded a third-round 65 for his low round of the year...underwent surgery in October to repair the medial collateral tendon in his left arm, a condition that had bothered him since Nov. 1997...was expected to return to TOUR competition in late February/early March 1999.

**CAREER HIGHLIGHTS:** One of the most successful players in NIKE TOUR history, with four victories, four seconds and seven thirds to his credit...his four NIKE TOUR wins are exceeded only by Sean Murphy's six and Chris Smith's five...after two victories and runner-up money-list finish on 1991 NIKE TOUR, earned place on PGA TOUR...best PGA TOUR finish before 1998 win was tie for fourth at 1992 Northern Telecom Open...returned to PGA TOUR in 1994 after finishing seventh on NIKE TOUR money list the year before...made 21 of 27 cuts in 1996 on his way to finishing 100th on TOUR money list...also played one NIKE TOUR event that year, NIKE Dominion Open, which he won...continued to improve in 1997, finishing 94th on money list...that year, shot 71-71-69-71-282 to tie for fifth, six strokes behind Ernie Els, at U.S. Open...also finished sixth at Walt Disney World/Oldsmobile Classic...had third-place finish at unofficial Lincoln-Mercury Kaplaui International in 1997.

**PERSONAL:** After winning 1993 NIKE Monterey Open in Mexico, gave victory speech in Spanish...knows language because of his father's Chilean heritage.

## OLIN BROWNE...continued

PGA TOUR CAREER SUMMARY						PLAYOFF RECORD: 1-0			
Year	Events Played	Cuts Made	1st	2nd	3rd	Top 10	Top 25	Earnings	Rank
1983(Am.)	1								
1986	1								
1988	1								
1989	1								
1990	1								
1991	1								
1992	30	14				1	1	\$84,152	147
1993	2	1						\$2,738	290
1994	31	15				1	2	\$101,580	154
1996	27	21				3	7	\$223,703	100
1997	33	19				2	5	\$261,810	94
1998	25	15	1			2	7	\$590,240	47
Total	154	85	1			9	22	\$1,264,223	200

NIKE TOUR SUMMARY									
Year	Events Played	Cuts Made	1st	2nd	3rd	Top 10	Top 25	Earnings	Rank
1990	27	19		1	2	5	12	\$42,227	16
1991	27	20	2	1	3	11	15	\$106,406	2
1993	24	18	1	1	1	5	9	\$100,754	7
1995	25	21		1	1	6	16	\$85,704	18
1996	1	1	1			1	1	\$36,000	55
Total	104	79	4	4	7	28	53	\$371,092	
COMBINED TOTAL MONEY:								\$1,635,315	

1999 PGA TOUR CHARITY TEAM: BellSouth Classic


TOP TOURNAMENT SUMMARY					
YEAR	94	96	97	98	
Mastersn Tournament					CUT
U.S. Open	T47	T101	T5	T43	
PGA Championship			T53	T62	
THE PLAYERS Championship			CUT	CUT	

1998 PGA TOUR STATISTICS	
Scoring Average	71.04 (73)
Driving Distance	263.3 (162)
Driving Accuracy Percentage	74.8 (26T)
Total Driving	188 (99T)
Greens in Regulation Pct.	64.6 (104T)
Putting Average	1.789 (101T)
Sand Save Percentage	50.4 (111)
Eagles (Holes per)	346.5 (118T)
Birdies Average	3.03 (156T)
All-Around Ranking	851 (124T)

MISCELLANEOUS STATISTICS	
Scoring Average Before Cut	71.78 (136)
Scoring Average 3rd Round	70.31 (33)
Scoring Average Final Round	71.47 (112)
Birdies Conversion %	26.0 (163T)
Par Breakers	17.1 (157T)

1998 Low Round: 65: 1998 CVS Charity Classic/3  
 Career Low Round: 63: 1997 GTE Byron Nelson Classic/3  
 Career Largest Paycheck: \$360,000: 1998 Canon Greater Hartford Open/1





## BRAD BRYANT

**EXEMPT STATUS:** Special Medical Extension (Major)  
**FULL NAME:** Bradley Dub Bryant  
**HEIGHT:** 5' 10"  
**BIRTHDATE:** December 11, 1954  
**RESIDENCE:** Windermere, FL  
**FAMILY:** Wife, Sue; William Jamieson (1/27/91); Jonathan David (4/26/93)  
**COLLEGE:** University of New Mexico  
**SPECIAL INTERESTS:** Bass fishing, hunting  
**TURNED PROFESSIONAL:** 1976  
**WEIGHT:** 170  
**BIRTHPLACE:** Amarillo, TX  
**Q SCHOOL:** Fall 1978, 1987, 1988

**PGA TOUR VICTORIES (1):** 1995 Walt Disney World/Oldsmobile Classic

**BEST 1998 FINISHES:** Did not make a cut.

**1998 SEASON:** Appeared in only one event, the National Car Rental Golf Classic at Walt Disney World Resort, where he failed to make the cut...will play under a special medical extension in 1999.

**CAREER HIGHLIGHTS:** In 1995, in his 18th season on TOUR and making his 475th official start, captured his first PGA TOUR title at the rain-shortened Walt Disney World/Oldsmobile Classic...held share of 36-hole lead following a 63 at Lake Buena Vista...final-round 68 at Magnolia Course gave him victory by one stroke over Hal Sutton and Ted Tryba...win helped him to best financial season of his career with earnings of \$723,834...hampered by injuries in 1996 and 1997...despite lower back pain in 1996, diagnosed as degenerative disk, finished 88th on money list...overcame on-going back problems and shoulder pain in 1997, when he wound up 81st...had three top-10 finishes in each of the two seasons...best 1997 finish T3 at Tucson Chrysler Classic...highest money-list finish came in 1994, when he finished 18th...six top-10s highlighted that season, including two second-place finishes and two thirds...tied for second at Doral-Ryder Open and Kmart Greater Greensboro Open...had two brushes with winner's circle in 1993...held one-stroke lead entering final round of Canadian Open before closing 74 left him in third, three strokes behind David Frost...was part of five-man playoff at Buick Southern Open, which was won by John Inman...led TOUR in birdies in 1994 (397) and was seventh in greens in regulation in 1996 (70.6%).

**PERSONAL:** Nickname "Dr. Dirt" bestowed upon him by Gary McCord in late 1970s...involved in charity called "Dirt Bros."...younger brother Bart played PGA TOUR.

CAREER SUMMARY				PLAYOFF RECORD: 0-1					
Year	Events Played	Cuts Made	1st	2nd	3rd	Top 10	Top 25	Earnings	Rank
1978	11	7					1	\$4,350	177
1979	29	21				5	8	\$63,013	66
1980	32	24				3	10	\$56,115	69
1981	29	19				3	9	\$52,070	82
1982	29	18		2		4	5	\$99,576	38
1983	30	20		1		2	8	\$93,021	61
1984	31	16					3	\$36,805	127
1985	16	2						\$1,683	232
1986	20	8					2	\$11,290	202
1987	7	4					2	\$17,090	191
1988	26	15				2	3	\$62,614	141
1989	32	22				1	8	\$174,393	84
1990	31	15			1	5	7	\$189,795	86
1991	29	9		1		1	3	\$152,202	99
1992	33	26				3	8	\$227,529	69
1993	30	21		1	1	3	4	\$230,139	74
1994	32	25		2	2	6	11	\$687,803	18
1995	31	20	1			5	14	\$723,834	25
1996	27	17				3	8	\$253,381	88
1997	24	15			1	3	5	\$295,365	81
1998	1								
Total	530	324	1	7	5	49	119	\$3,432,069	76

## BRAD BRYANT...continued

### TOP TOURNAMENT SUMMARY

YEAR	80	81	82	83	84	89	90	91	92	93	94	95	96	97
Masters Tournament												CUT	CUT	
U.S. Open				CUT			CUT		T23		CUT	T13	T23	
British Open Championship												CUT		
PGA Championship	71	CUT	T61	CUT	CUT	T58	CUT		T48		CUT	CUT	CUT	
THE PLAYERS Championship	T14	CUT	T2	CUT	CUT	T59	CUT	CUT	CUT	T52	T74	T6	CUT	CUT
THE TOUR Championship											3	T7		

### 1998 PGA TOUR STATISTICS

Scoring Average	76.28	(N/A)
Driving Distance	261.0	(N/A)
Driving Accuracy Percentage	64.3	(N/A)
Total Driving		(N/A)
Greens in Regulation Pct.	41.7	(N/A)
Putting Average	1.733	(N/A)
Sand Save Percentage	83.3	(N/A)
Eagles (Holes per)	36.0	(N/A)
Birdies Average	1.50	(N/A)

### MISCELLANEOUS STATISTICS

Scoring Average Before Cut	76.50	(N/A)
Birdies Conversion %	20.0	(N/A)
Par Breakers	11.1	(N/A)
1998 Low Round:	75:	1998 National Car Rental Golf Classic/Disney/2
Career Low Round:	63:	1995 Walt Disney World/Oldsmobile Classic/2
Career Largest Paycheck:	\$216,000:	1995 Walt Disney World/Oldsmobile Classic/1



## BOB BURNS

**EXEMPT STATUS:** 1st on 1998 NIKE TOUR money list

**FULL NAME:** Robert David Burns

**HEIGHT:** 5' 8"

**WEIGHT:** 165

**BIRTHDATE:** May 5, 1968

**BIRTHPLACE:** Mission Hills, CA

**RESIDENCE:** Knoxville, TN

**FAMILY:** Wife, Hillary Anne

**COLLEGE:** California State University-Northridge

**SPECIAL INTERESTS:** Dog breeding, relaxing

**TURNED PROFESSIONAL:** 1991    **Q SCHOOL:** 1993

**BEST CAREER FINISH:** T5—1994 Buick Open

**NIKE TOUR VICTORIES (2):** 1998 NIKE Dominion Open, NIKE TOUR Championship.

**BEST 1998 PGA TOUR FINISH:** Did not play on 1998 PGA TOUR

**BEST 1998 NIKE TOUR FINISHES:** 1--NIKE Dominion Open, NIKE TOUR Championship; 2--NIKE Hershey Open; T3--NIKE Greensboro Open.

**1998 SEASON:** Named NIKE TOUR Player of the Month for October...vaulted from 14th on the NIKE TOUR money list to No. 1 with his victory in the NIKE TOUR Championship, his second win in 1998...carded a first-round 74 and was tied for 17th place...recorded a 3-under-par 69 to share the second-round lead with Jimmy Green...led by four strokes after a third-round 67...final-round 74 brought him a three-stroke win over Jeff Gove...earned his first NIKE TOUR victory at the 1998 NIKE Dominion Open in May, finishing at 14-under-par 274...was tied for 47th after a 1-under-par 71 in the opening round...his third-round 66 moved him into a first-place tie with three-time PGA TOUR winner Mike Sullivan after 54 holes...was the only one of the five front-runners to shoot par in the final round...made the cut in 20 of 23 events, including 13 in a row at one point, and had 15 top-25 finishes...finished second to Michael Clark at the NIKE Hershey Open and tied for third at the NIKE Greensboro Open...28 of his final 31 rounds were at par or better...the win at Dominion moved him to No. 15 on the money list at the time...never dropped below 18th on the money list after that, and was as high as fifth after Hershey and St. Louis.

**CAREER HIGHLIGHTS:** Member of the PGA TOUR in 1994-95 and the NIKE TOUR in 1992-93, 1996 and 1998...did not compete on either tour in 1997...first qualified for the PGA TOUR by placing T11 in 1993 Qualifying Tournament...first year on TOUR got off to a rocky start when his home in Northridge, CA was near the epicenter of a massive earthquake in Jan. 1994...closed with 65 in second start of that season, good for T9 in Northern Telecom Open...biggest payday of rookie campaign came in June 1994, when final-round 68 lifted him to T5 at Buick Classic...finished 101st on the money list in 1994 to earn his PGA TOUR card for 1995...one of eight players to miss 1996 PGA TOUR card by single stroke at 1995 Qualifying Tournament...winner of 1990 NCAA Division II Championship and an All-America selection that year.

## BOB BURNS...continued

**PERSONAL:** Mentor is fellow Californian and PGA TOUR member Duffy Waldorf.

### PGA TOUR CAREER SUMMARY

**PLAYOFF RECORD: 0-0**

Year	Events Played	Cuts Made	1st	2nd	3rd	Top 10	Top 25	Earnings	Rank
1992	1								
1994	24	12				3	6	\$178,168	101
1995	31	11					1	\$59,243	191
Total	56	23				3	7	\$237,411	

### NIKE TOUR SUMMARY

Year	Events Played	Cuts Made	1st	2nd	3rd	Top 10	Top 25	Earnings	Rank
1991	2	1					1	\$893	240
1992	25	16		1	1	3	10	\$44,919	31
1993	28	19		1	1	4	9	\$51,029	31
1994	1	1				1	1	\$3,971	149
1996	23	16				3	5	\$31,353	63
1998	23	20	2	1	1	4	15	\$178,664	1
Total	102	73	2	3	3	15	41	\$310,829	
COMBINED TOTAL MONEY:								\$548,240	

### PGA TOUR TOP TOURNAMENT SUMMARY

YEAR	92	95
U.S. Open	CUT	T51
THE PLAYERS Championship	CUT	

### MISCELLANEOUS PGA TOUR STATISTICS

**Career Low Round: 65:** 4 times, most recent 1995  
Bob Hope Chrysler Classic/3  
**Career Largest Paycheck: \$43,800:** 1994 Buick Classic/T5

### 1998 NIKE TOUR STATISTICS

Driving Distance	287.1	(14T)
Driving Accuracy Percentage	65.4	(48)
Total Driving	62	(5)
Greens in Regulation Pct.	69.1	(17T)
Putting Average	1.762	(17T)
Sand Save Percentage	57.4	(20)
Eagles (Holes per)	110.6	(12)
Birdies Average	3.86	(11)
All-Around Ranking	141	(1)

### MISCELLANEOUS NIKE STATISTICS

Scoring Average Before Cut	69.83	(4)
Scoring Average 3rd Round	70.40	(41)
Scoring Average Final Round	70.20	(14)
Birdies Conversion %	31.1	(30T)
Par Breakers	22.4	(10T)
1998 Low Round:	64:	1998 NIKE Hershey Open/3
Career Low Round:	64:	3 times, most recent 1998 NIKE Hershey Open/3
Career Largest Paycheck:	\$63,000:	1998 NIKE TOUR Championship/1



## TOM BYRUM (BUY-rum)

**EXEMPT STATUS:** 116th on 1998 money list  
**FULL NAME:** Thomas Elliott Byrum  
**HEIGHT:** 5' 10" **WEIGHT:** 175  
**BIRTHDATE:** September 28, 1960 **BIRTHPLACE:** Onida, SD  
**RESIDENCE:** Sugar Land, TX plays out of Sweetwater CC  
**FAMILY:** Wife, Dana; Brittini Rene (4/2/88), Corinne (1/29/91)  
**COLLEGE:** New Mexico State University  
**SPECIAL INTERESTS:** Hunting, fishing, all sports  
**TURNED PROFESSIONAL:** 1984 **QSCHOOL:** 1985, 1991, 1992, 1996

**TOUR VICTORIES (1):** 1989 Kemper Open

**BEST 1998 FINISHES:** T5--Buick Classic; T9--Greater Milwaukee Open

**1998 SEASON:** Continued among the top 125 for the third consecutive year on the strength of a good August-October stretch...through the Buick Open, was 141st on the money list with \$120,536...followed by making the cut at the PGA Championship, which began a string of eight consecutive cuts made...was T20 at the Greater Vancouver Open, where he was eighth through 54 holes before closing with a 71...the next week, earned a T9 at the Greater Milwaukee Open, where he shot a Sunday 67 to move from 17th into the top 10 and earned \$46,800...made \$72,875 during those three appearances and moved to No. 117 on money list...remained in top 125, making his final five cuts, including a Las Vegas Invitational T12 worth \$42,000...early in the year, shot

## TOM BYRUM...continued

69-71-66-206 and finished T5 at the rain-shortened Buick Classic...was his best finish since T2 at 1997 Canon Greater Hartford Open.

**CAREER HIGHLIGHTS:** Enjoyed the most consistent year of his career in 1997 with five top-10s, 11 top-25s and a 42nd-place finish on the money list...hit stride in June with T9 at FedEx St. Jude Classic...posted back-to-back runner-up finishes at Canon Greater Hartford Open and Buick Open...closing 69 left him tied for second with Jeff Maggert and Brandel Chamblee, one stroke behind Canon GHO winner Stewart Cink...in next start, began final round of Buick Open tied for 18th but shot final-round 67 to finish as part of six-way tie for second...following week, was ninth at PGA Championship...finished T10 at LaCantera Texas Open...nominated for Comeback Player of Year Award...lone TOUR victory came at 1989 Kemper Open...took two-stroke lead after third-round 65, then shot closing 68 for five-stroke win over Tommy Armour III, Billy Ray Brown and Jim Thorpe...brother Curt won Hardee's Golf Classic that year, making them the first brothers to win in the same year since Mike and Dave Hill in 1972...had two runner-up finishes prior to victory - at 1986 Southwest Golf Classic in Abilene, TX and 1988 Pensacola Open...failed to finish among top 125 on money list from 1991 through 1996, but was part of record six-man playoff, won by Neal Lancaster, at 1994 GTE Byron Nelson Classic.

**PERSONAL:** The younger Byrum brother by two years...after graduating from high school in Onida, SD (pop. 850), joined brother Curt in Albuquerque, NM, where he worked at a country club and was a walk-on with University of Mexico golf team...after two years, transferred to New Mexico State in Las Cruces.

### PGA TOUR CAREER SUMMARY

PLAYOFF RECORD: 0-1

Year	Events Played	Cuts Made	1st	2nd	3rd	Top 10	Top 25	Earnings	Rank
1985	1	1						\$935	257
1986	34	18		1		4	5	\$89,739	93
1987	33	23			1	5	8	\$146,384	76
1988	34	23		1		2	11	\$174,378	67
1989	32	17	1			4	7	\$320,939	32
1990	32	14			1	1	3	\$136,910	113
1991	33	16					2	\$68,871	153
1992	29	10			1	1	2	\$94,399	136
1993	26	12				1	2	\$82,355	154
1994	12	7		1		1	3	\$112,259	148
1995	14	10			1	2	3	\$145,427	132
1996	26	12			1	2	4	\$166,500	126
1997	27	21		2		5	11	\$525,161	42
1998	30	15				2	5	\$252,832	116
Total	363	199	1	5	5	30	66	\$2,317,090	112

### NIKE TOUR SUMMARY

Year	Events Played	Cuts Made	1st	2nd	3rd	Top 10	Top 25	Earnings	Rank
1993	2	1						\$600	250
1994	8	6				2	4	\$21,120	68
1995	8	8		1		1	6	\$29,983	63
1996	1	1						\$650	252
Total	19	16		1		3	10	\$52,354	
COMBINED TOTAL MONEY:								\$2,369,444	

1999 PGA TOUR CHARITY TEAM: Motorola Western Open

### TOP TOURNAMENT SUMMARY

YEAR	86	87	88	89	90	91	97	98
Masters Tournament					CUT			
U.S. Open	CUT				T33	CUT		
PGA Championship			T47	CUT	CUT		9	T62
THE PLAYERS Championship		CUT	CUT	T67	CUT	CUT		CUT

### 1998 PGA TOUR STATISTICS

Scoring Average	71.42	(114)
Driving Distance	264.2	(155T)
Driving Accuracy Percentage	77.7	(10)
Total Driving	165	(59)
Greens in Regulation Pct.	66.4	(59T)
Putting Average	1.799	(135T)
Sand Save Percentage	50.6	(110)
Eagles (Holes per)	552.0	(154T)
Birdies Average	3.28	(107T)
All-Around Ranking	844	(123)

### MISCELLANEOUS STATISTICS

Scoring Average Before Cut	71.51	(113)
Scoring Average 3rd Round	71.06	(90T)
Scoring Average Final Round	71.13	(78T)
Birdies Conversion %	27.5	(127T)
Par Breakers	18.4	(113T)

1998 Low Round: 64: 1998 United Airlines Hawaiian Open/1  
 Career Low Round: 62: 1993 Anheuser-Busch Golf Classic/2  
 Career Largest Paycheck: \$162,000: 1989 Kemper Open/1



## MARK CALCAVECCHIA (CAL-kuh-VECK-ee-uh)

**EXEMPT STATUS:** 1998 tournament winner (through 2000)

**FULL NAME:** Mark John Calcavecchia

**HEIGHT:** 6' 0"

**WEIGHT:** 200

**BIRTHDATE:** June 12, 1960

**BIRTHPLACE:** Laurel, NE

**RESIDENCE:** West Palm Beach, FL; plays out of Old Marsh GC, Palm Beach Gardens, FL

**FAMILY:** Wife, Sheryl; Britney Jo (8/8/89), Eric Jordan (1/1/94)

**COLLEGE:** University of Florida

**SPECIAL INTERESTS:** Bowling, music

**TURNED PROFESSIONAL:** 1981

**Q SCHOOL:** Spring 1981, Fall 1982, 1983

**TOUR VICTORIES (9):** 1986 Southwest Golf Classic, 1987 Honda Classic, 1988 Bank of Boston Classic, 1989 Phoenix Open, Nissan Los Angeles Open, 1992 Phoenix Open, 1995 BellSouth Classic, 1997 Greater Vancouver Open, 1998 Honda Classic

**INTERNATIONAL VICTORIES (5):** 1988 Australian Open, 1989 British Open, 1993 Argentine Open, 1995 Argentine Open, 1997 Subaru Sarazen World Open

**BEST 1998 FINISHES:** 1--Honda Classic; 2--Las Vegas Invitational; T3--Greater Milwaukee Open; 4--THE PLAYERS Championship; T4--Bay Hill Invitational; T6--Mercedes Championships; T7--Memorial Tournament.

**1998 SEASON:** Thanks to his ninth PGA TOUR victory and seven top-10 finishes, had highest ranking on the TOUR's official money list since 1990...second career Honda Classic victory ignited a string of solid performances...after rounds of 70-67, was third through 36 holes at TPC at Heron Bay...third-round 68 produced a one-stroke lead over Vijay Singh...a 7-under-par 65 Sunday brought him a three-stroke win over Singh and \$324,000...prior to round, cut left index finger snipping threads from his pants...used Super Glue to close wound...finished T4 the next week at Bay Hill Invitational, then the following week earned fourth-place finish at THE PLAYERS Championship...the \$604,000 won in three-week Florida stretch moved him to second on money list...after T16 at Masters Tournament took three weeks off, working on conditioning and flexibility, and lost 10 pounds...first week back, opening 65 produced first-round lead at BellSouth Classic, where he finished T59...shot 68-69 and was two strokes off 36-hole lead at Memorial Tournament, but closed 72-70 for T7...rounds of 66-64 earned share of 36-hole lead with Chris Perry at Greater Milwaukee Open...a pair of 69s on weekend produced T3...nearly captured second victory of year at Las Vegas Invitational...shared first-round lead after opening 65...was three strokes behind Jim Furyk heading into final round...birdied three of last four holes to shoot 66 and close to within one stroke of Furyk...ranked seventh in greens in regulation (69.7%)...member of his first United States Presidents Cup Team.

**CAREER HIGHLIGHTS:** Won 1989 British Open at Royal Troon...defeated Wayne Grady and Greg Norman in first playoff using Royal & Ancient's multi-hole system...sealed victory with 5-iron shot to seven feet on fourth and final hole...won twice in U.S. earlier that year...closed with 65-64 to win Phoenix Open by seven strokes over Chip Beck...trailed Sandy Lyle by two strokes after third round of Nissan Los Angeles Open, but closing 68 was good for one-stroke victory...won again at TPC of Scottsdale in 1992, this time by five strokes after final-round 63...after trailing Jim Gallagher, Jr. and Stephen Keppler by two entering final day, closed with 66 for two-stroke victory at 1995 BellSouth Classic...first TOUR victory came at 1986 Southwest Golf Classic, by three strokes over Tom Byrum...hasn't finished outside top 50 on money list since 1986...Dec. 1993 skiing accident hampered him early in 1994, but came back to finish T9 at Buick Invitational of California after cartilage damage and torn ACL were surgically repaired...won 1995 Franklin Templeton Shootout with Steve Elkington...winner of 1976 Florida State Junior and Orange Bowl Championships...first team All-Southeastern Conference in 1979.

**PERSONAL:** Father was bowling center proprietor and, at age 13, Mark had 185 average...concentrated on golf after family moved from Nebraska to Florida...wife Sheryl occasionally caddies for him.

CAREER SUMMARY				PLAYOFF RECORD: 0-3					
Year	Events Played	Cuts Made	1st	2nd	3rd	Top 10	Top 25	Earnings	Rank
1981	7	1						\$404	313
1982	25	14				1	5	\$25,064	135
1983	20	9				1	2	\$16,313	161
1984	25	14				1	1	\$29,660	140
1985	15	7					2	\$15,957	162
1986	17	9	1			5	8	\$155,012	58
1987	26	20	1	2	3	9	12	\$522,398	10
1988	33	28	1	4	1	12	18	\$751,912	6
1989	25	18	2	1	2	10	13	\$807,741	5
1990	27	22		5	1	9	14	\$834,281	7

continued on page 2-30



## MARK CALCAVECCHIA...continued

CAREER SUMMARY					PLAYOFF RECORD: 0-3				
Year	Events Played	Cuts Made	1st	2nd	3rd	Top 10	Top 25	Earnings	Rank
1991	24	17			1	6	8	\$323,621	50
1992	27	22	1			4	6	\$377,234	39
1993	30	20		3		6	13	\$630,366	21
1994	27	18		1	2	6	13	\$533,201	30
1995	29	25	1	2		6	13	\$843,552	13
1996	29	24			2	6	12	\$628,851	29
1997	27	23	1	1		7	17	\$1,117,365	14
1998	27	22	1	1	1	7	13	\$1,368,554	12
Total	440	313	9	20	13	96	170	\$8,981,485	10

1999 PGA TOUR CHARITY TEAM: BellSouth Classic

### TOP TOURNAMENT SUMMARY

YEAR	86	87	88	89	90	91	92	93	94	95	96	97	98
Masters Tournament	T17	2	T31	T20	T12	T31	T17	CUT	T41	T15	T17	T16	
U.S. Open	14	T17	T62	T61	CUT	T37	T33	T25	CUT	CUT	CUT	CUT	CUT
British Open Championship	T11	CUT	1	CUT	CUT	T28	T14	T11	T24	T41	T10	T35	
PGA Championship	CUT	T17		CUT	T32	T48	T31	CUT	CUT	T36	T23	T44	
THE PLAYERS Championship	T50	T64	CUT	2	CUT	T3	CUT	T23	T18	T29	T24	4	
THE TOUR Championship	T5	T3	T9	T14			T7	T24	T27	T15	T4	29	

NATIONAL TEAMS: Ryder Cup (3), 1987, 1989, 1991; Kirin Cup 1987; Asahi Glass Four Tours World Championship of Golf (2), 1989, 1990; Dunhill Cup (2), 1989, 1990; The Presidents Cup, 1998


### 1998 PGA TOUR STATISTICS

Scoring Average	70.11	(19)
Driving Distance	278.4	(28)
Driving Accuracy Percentage	70.0	(90T)
Total Driving	118	(18)
Greens in Regulation Pct.	69.7	(7)
Putting Average	1.791	(105T)
Sand Save Percentage	61.6	(97T)
Eagles (Holes per)	172.8	(32)
Birdies Average	3.74	(20T)
All-Around Ranking	398	(18T)

### MISCELLANEOUS STATISTICS

Scoring Average Before Cut	70.44	(20T)
Scoring Average 3rd Round	70.45	(43)
Scoring Average Final Round	70.95	(65T)
Birdies Conversion %	30.3	(41T)
Par Breakers	21.4	(13T)

1998 Low Round: 64: 2 times, most recent 1998 Greater Milwaukee Open/2  
 Career Low Round: 62: 1996 Phoenix Open/4  
 Career Largest Paycheck: \$324,000: 1998 Honda Classic/1



## JIM CARTER

EXEMPT STATUS: 71st on 1998 money list

FULL NAME: Jim Laver Carter

HEIGHT: 6' 0"

BIRTHDATE: June 24, 1961

RESIDENCE: Scottsdale, AZ

FAMILY: Wife, Cyndi; Shane (10/5/91), Brant (3/7/95), Race (4/3/97)

COLLEGE: Arizona State University (1984, Business)

SPECIAL INTERESTS: Family, sports

TURNED PROFESSIONAL: 1985

WEIGHT: 175

BIRTHPLACE: Spring Lake, NC

Q SCHOOL: 1985, 1986

BEST CAREER FINISH: T3--1989 AT&T Pebble Beach National Pro-Am, 1995 Anheuser-Busch Golf Classic, 1996 Buick Open, 1998 Freeport-McDermott Classic.

NIKE TOUR VICTORIES (1): 1994 NIKE New Mexico Charity Classic

BEST 1998 FINISHES: T3--Freeport-McDermott Classic; T8--Buick Challenge; T9--GTE Byron Nelson Classic.

## JIM CARTER...continued

**1998 SEASON:** Played in 32 tournaments and was rewarded by finishing among the top 75 on the money list for the third time in his career, his first since 1989...among the top 25 eight times, including three top-10s...best finish of the year a tie for third at the Freeport-McDermott Classic, matching his best career TOUR finish...\$81,600 paycheck the largest of his career...recorded rounds of 68-69-71-71-279 to finish six strokes behind Lee Westwood...next top-10 came at GTE Byron Nelson Classic, where 66-69 or weekend moved him into tie for ninth...earned \$67,500 for second largest paycheck of his career...fired an opening-round 9-under-par 63 that included nine birdies and no bogeys for a share of the lead with Fred Funk at the Buick Challenge...followed with 71-69-71, good for T8 and final top-10 of year.

**CAREER HIGHLIGHTS:** Finished 33rd on PGA TOUR money list in 1989, year that saw him record six top-10 finishes, including three in first five starts...led rain-shortened Hawaiian Open through 36 holes that year, but closing 70 placed him fourth, three strokes behind winner Gene Sauers...tied for third at 1989 AT&T Pebble Beach National Pro-Am, three strokes behind Mark O'Meara...lost TOUR playing privileges after 1990...victory at 1994 NIKE New Mexico Charity Classic and three runner-up finishes that year helped him to fourth-place finish on NIKE TOUR money list, good for spot on PGA TOUR in 1995...held one-stroke lead over Jim Gallagher, Jr., Blaine McCallister and Ted Tryba through 54 holes of 1995 Anheuser-Busch Golf Classic, but dropped to T3 after closing 71...also tied for third at 1996 Buick Open...in 1997, made second career appearance among top 100 on PGA TOUR money list...season's best finish came at Buick Classic, where he closed with 65 to finish alone in fifth place...also finished ninth at Buick Challenge, closing year with six consecutive cuts made...after joining golf team as walk-on, won 1983 NCAA Championship during brilliant career at Arizona State...twice named first-team All-American...named school's Athlete of the Year in 1984...two-time winner of Arizona State Amateur (1981, 1984), Southwest Amateur (1983, 1984) and Arizona Open (1989, 1996).

**PERSONAL:** Inducted into Arizona State University Sports Hall of Fame in 1995...said of his 1990 season: "I took early retirement while I was young enough to enjoy it"...enjoys outdoors, hiking, mountain biking, exercise and fitness, as well as a good sunset and time spent with friends.

PGA TOUR CAREER SUMMARY					PLAYOFF RECORD: 0-0				
Year	Events Played	Cuts Made	1st	2nd	3rd	Top 10	Top 25	Earnings	Rank
1985(Am.)	1								
1987	32	20				1	5	\$60,102	134
1988	30	19				5	10	\$191,489	60
1989	32	22			1	6	13	\$319,719	33
1990	32	12					2	\$54,392	172
1991	7	1						\$2,450	278
1993	1	1						\$2,753	289
1994	1								
1995	30	19			1	1	3	\$180,664	102
1996	31	25			1	2	5	\$223,696	101
1997	29	21				2	7	\$279,834	88
1998	32	22			1	3	8	\$407,184	71
Total	258	162			4	20	53	\$1,722,282	154

NIKE TOUR SUMMARY									
Year	Events Played	Cuts Made	1st	2nd	3rd	Top 10	Top 25	Earnings	Rank
1991	16	9					5	\$10,265	94
1992	4	2						\$1,755	200
1993	23	18		1		6	11	\$49,922	32
1994	20	18	1	3		8	12	\$142,750	4
Total	63	47	1	4		14	28	\$204,691	
COMBINED TOTAL MONEY:								\$1,926,973	

**1999 PGA TOUR CHARITY TEAM:** Southern Farm Bureau Classic

TOP TOURNAMENT SUMMARY								
YEAR	87	88	89	90	96	97	98	
U.S. Open	T71	T55	CUT					
PGA Championship		T66	CUT			CUT	T56	
THE PLAYERS Championship		T58	T45	CUT	T33	CUT	CUT	

## JIM CARTER...continued

### 1998 PGA TOUR STATISTICS

Scoring Average	71.08	(78T)
Driving Distance	265.0	(151)
Driving Accuracy Percentage	72.2	(53T)
Total Driving	204	(121)
Greens in Regulation Pct.	66.4	(59T)
Putting Average	1.780	(73T)
Sand Save Percentage	54.1	(62T)
Eagles (Holes per)	238.5	(77T)
Birdies Average	3.26	(111T)
All-Around Ranking	664	(69T)

### MISCELLANEOUS STATISTICS

Scoring Average Before Cut	71.03	(61T)
Scoring Average 3rd Round	70.83	(71)
Scoring Average Final Round	71.38	(107T)
Birdies Conversion %	27.3	(134T)
Par Breakers	18.6	(106T)

1998 Low Round: 63: 1998 Buick Challenge/1  
 Career Low Round: 61: 1989 Centel Classic/2  
 Career Largest Paycheck: \$81,600: 1998 Freeport•McDermott Classic/T3



## BRANDEL CHAMBLEE (BRAN-dl SHAM-blee)

**EXEMPT STATUS:** 1998 tournament winner (through 2000)

**FULL NAME:** Brandel Eugene Chamblee

**HEIGHT:** 5' 10"

**WEIGHT:** 155

**BIRTHDATE:** July 2, 1962

**BIRTHPLACE:** St. Louis, MO

**RESIDENCE:** Phoenix, AZ

**FAMILY:** Wife, Karen; Brandel, Jr. (1/7/97)

**COLLEGE:** University of Texas

**SPECIAL INTERESTS:** Tennis, horses

**TURNED PROFESSIONAL:** 1985

**Q SCHOOL:** 1987, 1990, 1991, 1992

**TOUR VICTORIES (1):** 1998 Greater Vancouver Open

**NIKE TOUR VICTORIES (1):** 1990 New England Classic

**BEST 1998 FINISHES:** 1--Greater Vancouver Open; T5--Memorial Tournament; T8--Buick Open; T10--Las Vegas Invitational.

**1998 SEASON:** After three runner-up finishes in the past two years, earned his first PGA TOUR victory at the Greater Vancouver Open...opened with a 67 and was in third place at Northview G&CC...second-round 64 moved him into tie for lead with Chris DiMarco...added a 68 on Saturday and was one stroke behind Payne Stewart...made a 36-foot birdie putt on the 72nd hole to cap a 5-under-par 66, good for a 19-under 265 and three-stroke victory over Stewart worth \$360,000...got into position for a win three weeks earlier at the Buick Open, where an opening 65 produced a share of the first-round lead...followed with a 68, good for a one-stroke lead through 36 holes...after third-round 72, trailed by one...another 72 dropped him to T8...headed to Vancouver on the heels of a 12th-place finish at the Sprint International...shot 68-68 in the final rounds of the Las Vegas Invitational and finished T10...first top-10 of the year came at the Memorial Tournament, where he fired 66-69 on the weekend and moved from 39th place to T5...T11 at the United Airlines Hawaiian Open...ranked 10th in total driving with 108 points...ranked 11th in all-around category with 359 points.

**CAREER HIGHLIGHTS:** Perhaps showing signs of things to come, enjoyed solid 1997 season, finishing second twice and earning more than \$300,000 for first time in career...at Quad City Classic, followed an opening 71 with a pair of 65s and final-round 67 for a second-place finish...at Canon Greater Hartford Open, shot 66 on Sunday to move into runner-up spot...only playoff of career came at 1996 BellSouth Classic...made up seven-stroke deficit with closing 67 to catch Paul Stankowski...lost playoff on first extra hole when Stankowski birdied...led Davis Love III by two strokes entering final round of 1994 Honda Classic...closing 71 left him two strokes behind winner Nick Price...held 36-hole lead at 1995 Buick Invitational before finishing tied for eighth...member of NIKE TOUR in its inaugural season of 1990...won 1990 New England Classic with 1-under-par 215...enjoyed exceptional career at University of Texas, where he was a first-team All-American in 1983 and second team in 1982 and 1984...winner of 1983 Southwest Conference Championship and 1984 Morris Williams Tournament...won 1983 Rice Planters Amateur.

**PERSONAL:** While growing up, rode cutting horses and roped calves on ranch at current site of TPC at Las Colinas in Irving, TX...after an unpleasant first experience with golf at age seven, didn't touch a club for five years...taught himself golf swing by mimicking those he saw on television.

## BRANDEL CHAMBLEE...continued

PGA TOUR CAREER SUMMARY							PLAYOFF RECORD: 0-1		
Year	Events Played	Cuts Made	1st	2nd	3rd	Top 10	Top 25	Earnings	Rank
1983(Am.)	1	1							
1984(Am.)	2								
1985	1	1						\$1,190	239
1987	4								
1988	29	10				1	1	\$33,618	166
1989	4								
1991	30	12				1	3	\$64,141	161
1992	28	15					6	\$97,921	133
1993	29	13				2	4	\$126,940	119
1994	27	20			1	1	3	\$161,018	111
1995	25	13				3	8	\$213,796	86
1996	23	10		1		2	3	\$233,265	94
1997	26	15		2		3	5	\$334,664	70
1998	25	17	1			4	9	\$755,936	37
Total	254	127	1	3	1	17	42	\$2,022,488	127

NIKE TOUR SUMMARY									
Year	Events Played	Cuts Made	1st	2nd	3rd	Top 10	Top 25	Earnings	Rank
1990	28	22	1	1		10	16	\$73,251	7
1991	1	1				1	1	\$4,050	141
Total	29	23	1	1		11	17	\$77,301	
COMBINED TOTAL MONEY:								\$2,099,789	

1999 PGA TOUR CHARITY TEAM: THE TOUR Championship

### TOP TOURNAMENT SUMMARY

YEAR	87	92	94	95	96	97	98
U.S. Open	CUT	CUT					CUT
British Open Championship	T66			CUT			
PGA Championship				CUT	CUT	CUT	
THE PLAYERS Championship			T69	CUT	CUT	CUT	T42


### 1998 PGA TOUR STATISTICS

Scoring Average	70.77	(45)
Driving Distance	274.4	(51)
Driving Accuracy Percentage	72.0	(57T)
Total Driving	108	(10)
Greens in Regulation Pct.	67.2	(40T)
Putting Average	1.771	(51T)
Sand Save Percentage	58.9	(18T)
Eagles (Holes per)	240.0	(80T)
Birdies Average	3.75	(17T)
All-Around Ranking	359	(11)

### MISCELLANEOUS STATISTICS

Scoring Average Before Cut	70.88	(46T)
Scoring Average 3rd Round	71.31	(106T)
Scoring Average Final Round	69.75	(6)
Birdies Conversion %	31.0	(30T)
Par Breakers	21.3	(16T)

1998 Low Round: 64: 1998 Greater Vancouver Open/2  
 Career Low Round: 62: 1996 GTE Byron Nelson Classic/2  
 Career Largest Paycheck: \$360,000: 1998 Greater Vancouver Open/1



## BARRY CHEESMAN

**EXEMPT STATUS:** 100th on 1998 money list

**FULL NAME:** Barry Glenn Cheesman

**HEIGHT:** 6' 2"

**BIRTHDATE:** August 29, 1959

**RESIDENCE:** Sarasota, FL

**FAMILY:** Wife, Kerry; Aaron (9/25/81)

**SPECIAL INTERESTS:** Family, baseball

**TURNED PROFESSIONAL:** 1986

**WEIGHT:** 230

**BIRTHPLACE:** Galesburg, IL

**Q SCHOOL:** 1987, 1990, 1992

**BEST CAREER FINISH:** 3--1998 Michelob Championship at Kingsmill.

**NIKE TOUR VICTORIES (2):** 1990 Quail Hollow Open. 1997 NIKE Hershey Open

**BEST 1998 PGA TOUR FINISHES:** 3--Michelob Championship at Kingsmill; T10--Nissan Open.

**1998 SEASON:** With a late-season charge, moved into the top 125 on the PGA TOUR money list for the first time since turning professional in 1986...clinched 1999 playing privileges with a career-best third-place finish at the Michelob Championship at Kingsmill in October...prior to his visit to Kingsmill GC, was 135th on the money list with three tournaments remaining...shot 69-68 in first two rounds and was 12th through 36 holes...added a 69 on Saturday and moved to seventh place...closed with a 66, worth \$129,200, that lifted his season earnings to \$306,695 and jumped him to 97th place on money list...earlier in the year, matched his best career TOUR finish (to that point) with a T10 at the Nissan Open...opened with 72-73, then fired 67-66 on weekend to move from 57th into top 10...second-round 65 at the FedEx St. Jude Classic prevented him from missing cut after opening 73...eventually finished T12.

**CAREER HIGHLIGHTS:** Won 1997 NIKE Hershey Open and had six other top-10 finishes en route to sixth-place finish on NIKE TOUR money list...winner of 1990 NIKE Quail Hollow Open...also won 1986 Florida State Amateur Championship...prior to 1998 third-place at Michelob Championship, his best finish on PGA TOUR was T10 at 1993 New England Classic.

**PERSONAL:** Played professional baseball as a minor league catcher in four different organizations...counts qualifying for PGA TOUR on first try in 1988 as one of his big thrills as a professional...nickname is "Big Cheese," which is embroidered on back of his golf caps.

PGA TOUR CAREER SUMMARY						PLAYOFF RECORD: 0-0			
Year	Events Played	Cuts Made	1st	2nd	3rd	Top 10	Top 25	Earnings	Rank
1988	30	6					2	\$26,476	183
1989	8	2					2	\$11,155	207
1990	1								
1991	28	6					1	\$25,156	200
1992	1	1						\$722	312
1993	30	13				1	2	\$66,748	168
1994	1								
1995	1	1						\$1,960	352
1998	32	15			1	2	5	\$310,535	100
Total	132	44			1	3	12	\$442,751	302

NIKE TOUR SUMMARY									
Year	Events Played	Cuts Made	1st	2nd	3rd	Top 10	Top 25	Earnings	Rank
1990	27	19	1		1	3	10	\$44,068	13
1991	2	1					1	\$1,600	192
1992	6	4				2	2	\$7,193	121
1994	1								
1997	25	19	1	1		7	13	\$120,033	6
Total	61	43	2	1	1	12	26	\$172,894	
COMBINED TOTAL MONEY:								\$615,645	

### PGA TOUR TOP TOURNAMENT SUMMARY

YEAR	93
U.S. Open	CUT



## BARRY CHEESMAN...continued


### 1998 PGA TOUR STATISTICS

Scoring Average	71.35	(110)
Driving Distance	284.1	(7)
Driving Accuracy Percentage	63.1	(174)
Total Driving	181	(83T)
Greens in Regulation Pct.	65.7	(85T)
Putting Average	1.795	(124T)
Sand Save Percentage	45.8	(161T)
Eagles (Holes per)	167.4	(31)
Birdies Average	3.57	(46T)
All-Around Ranking	738	(97)

### MISCELLANEOUS STATISTICS

Scoring Average Before Cut	71.48	(109)
Scoring Average 3rd Round	70.56	(50T)
Scoring Average Final Round	70.38	(22)
Birdies Conversion %	30.2	(46T)
Par Breakers	20.4	(36T)

1998 Low Round: 64: 1998 Bob Hope Chrysler Classic/3  
 Career Low Round: 64: 1998 Bob Hope Chrysler Classic/3  
 Career Largest Paycheck \$129,200: 1998 Michelob Championship at Kingsmill/3



## MICHAEL CHRISTIE

**EXEMPT STATUS:** Special Medical Extension (Major)

**FULL NAME:** Michael Delmar Christie

**HEIGHT:** 5' 8"

**WEIGHT:** 170

**BIRTHDATE:** June 25, 1969

**BIRTHPLACE:** Greenville, SC

**RESIDENCE:** Greenville, SC; plays out of Green Valley

**FAMILY:** Single

**COLLEGE:** University of South Carolina (1992, Retailing)

**SPECIAL INTERESTS:** Fishing

**TURNED PROFESSIONAL:** 1993

**JOINED TOUR:** 1997

**BEST CAREER FINISH:** T6--1997 Greater Vancouver Open.

**BEST 1998 FINISH:** T41--Doral-Ryder Open.

**NIKE TOUR VICTORIES (4):** 1995 NIKE Carolina Classic. 1996 NIKE Greater Greenville Classic, NIKE Permian Basin Open, NIKE Utah Classic

**1998 SEASON:** Made 20 appearances but was only able to make three cuts during the year...suffered from back, neck and shoulder pain throughout season...source of discomfort ultimately diagnosed as herniated disk in cervical spine, for which he underwent spinal fusion...playing in 1999 on special medical extension, under which he will have to earn \$211,745 in eight events to retain fully exempt status.

**CAREER HIGHLIGHTS:** One of two three-time winners on the NIKE TOUR in 1996, along with Stewart Cink...earned his PGA TOUR card as NIKE TOUR's second-leading money-winner...won NIKE Greater Greenville Classic, NIKE Permian Basin Open and NIKE Utah Classic...also had three second-place finishes that year...in 1995, was a Monday qualifier into field at NIKE Carolina Classic and won the tournament...victory came on his 26th birthday...before earning his PGA TOUR card, qualified for two U.S. Opens, finishing tied for 52nd in 1993 and for 79th in 1996...1997 was his rookie season on PGA TOUR...made six of first nine cuts...best finish of year was tie for sixth at Greater Vancouver Open, his first career top-10 finish on TOUR...assured return to PGA TOUR in 1998 during three-tournament stretch in September and October, with T20 at LaCantera Texas Open, T23 at B.C. Open and T9 at Buick Challenge, earning \$50,525 over that span...ranked 10th in putting in 1997 with an average of 1.751.

**PERSONAL:** College teammate of 1998 PGA TOUR member Brett Quigley...brother Jimmy caddies for him.

PGA TOUR CAREER SUMMARY				PLAYOFF RECORD: 0-0					
Year	Events Played	Cuts Made	1st	2nd	3rd	Top 10	Top 25	Earnings	Rank
1993	1	1						\$6,526	256
1996	1	1						\$5,505	308
1997	33	17				2	8	\$204,883	112
1998	20	3						\$16,559	254
Total	55	22				2	8	\$233,473	362

## MICHAEL CHRISTIE...continued

### NIKE TOUR SUMMARY

Year	Events Played	Cuts Made	1st	2nd	3rd	Top 10	Top 25	Earnings	Rank
1994	2	2					1	\$1,780	193
1995	18	13	1			4	5	\$66,644	27
1996	25	14	3	3		9	12	\$193,971	2
1997	1	1						\$926	238
Total	47	30	4	3		13	18	\$263,321	
COMBINED TOTAL MONEY:								\$496,794	

1998 PGA TOUR CHARITY TEAM: Buick Invitational

### PGA TOUR TOP TOURNAMENT SUMMARY

YEAR	93	96	98
U.S. Open Championship	T52	T79	
THE PLAYERS Championship			CUT

### 1998 PGA TOUR STATISTICS

Scoring Average	73.84	(N/A)
Driving Distance	269.0	(N/A)
Driving Accuracy Percentage	64.2	(N/A)
Total Driving		(N/A)
Greens in Regulation Pct.	57.8	(N/A)
Putting Average	1.830	(N/A)
Sand Save Percentage	47.5	(N/A)
Eagles (Holes per)	264.0	(N/A)
Birdies Average	2.75	(N/A)

### MISCELLANEOUS STATISTICS

Scoring Average Before Cut	73.74	(N/A)
Scoring Average 3rd Round	74.67	(N/A)
Scoring Average Final Round	73.33	(N/A)
Birdies Conversion %	26.4	(N/A)
Par Breakers	15.7	(N/A)

1998 Low Round: 67: 1998 Bob Hope Chrysler Classic/3  
 Career Low Round: 65: 2 times, most recent 1997 Greater Vancouver Open/4  
 Career Largest Paycheck: \$45,375: 1997 Greater Vancouver Open/T6



## STEWART CINK (SINK)

EXEMPT STATUS: 1997 tournament winner (through 1999)

FULL NAME: Stewart Ernest Cink

HEIGHT: 6' 4"

WEIGHT: 205

BIRTHDATE: May 21, 1973

BIRTHPLACE: Huntsville, AL

RESIDENCE: Smyrna, GA; plays out of East Lake GC

FAMILY: Wife, Lisa; Connor (9/13/93); Reagan Braswell (4/8/97)

COLLEGE: Georgia Tech (1995, Management)

SPECIAL INTERESTS: Family, boating, water sports, mountain biking, BBQ

TURNED PROFESSIONAL: 1995

JOINED TOUR: 1997

TOUR VICTORIES (1): 1997 Canon Greater Hartford Open

INTERNATIONAL VICTORIES (1): 1996 Mexican Open

NIKE TOUR VICTORIES (3): 1996 NIKE Ozarks Open, NIKE Colorado Classic, NIKE TOUR Championship

BEST 1998 FINISHES: T2--Canon Greater Hartford Open; T4--Doral-Ryder Open; T5--BellSouth Classic; T6--Mercedes Championships, Bob Hope Chrysler Classic; T10--U.S. Open.

**1998 SEASON:** Followed Rookie of the Year season with consistent year that included six top-10s and a near-successful defense of his Canon Greater Hartford Open title...came *thisclose* to being first to successfully defend at Canon GHO...after rounds of 67-65-67, was fourth through 54 holes at TPC at River Highlands...a final-round 67 moved him into three-way playoff with Olin Browne and Larry Mize...Browne won with a chip-in birdie on the first extra hole...earlier in year, was in contention at Doral-Ryder Open...stood second after rounds 70-68-71, two strokes behind Michael Bradley...closed with a 72 to finish T4...started year with a T6 at Mercedes Championships...one week later, finished T6 at the Bob Hope Chrysler Classic...was in the top 25 in seven of his first eight cuts made, including a T13 at the Buick Invitational and T12 at the Honda Classic...in appearances in hometown of Georgia, was T23 at Masters Tournament and T5 at BellSouth Classic...opened with rounds of 73-68 to move into and remain among top 10 at U.S. Open, where he finished T10...with second-place finish at Canon GHO, moved to 25th place on TOUR money list...had hopes of qualifying for THE TOUR Championship at East Lake GC, which is his home club...fell out of top 30 after T56

## STEWART CINK...continued

at Greater Vancouver Open...entered National Car Rental Golf Classic at Walt Disney World Resort 31st on money list and needing \$61,867 to pass Andrew Magee...Magee missed cut and Stewart, needing a top-seven finish to pass him, was eighth through 54 holes...final-round 76 and T51 finish left him \$57,054 behind Magee...ranked second in putting (1.724), seventh in sand saves (62.9%).

**CAREER HIGHLIGHTS:** After victory at the Canon Greater Hartford Open and \$809,580 in earnings, was voted 1997 PGA TOUR Rookie of the Year...was only rookie to qualify for THE TOUR Championship...finished season 29th on the money list...first player to be named NIKE TOUR Player of the Year and PGA TOUR Rookie of the Year in successive seasons...came from behind at Canon GHO to earn his first TOUR victory...started final round in fifth place, four strokes behind leader Jeff Maggert...closing 66 was good for one-stroke victory over Brandel Chamblee, Tom Byrum and Maggert...finished second at Buick Challenge, four strokes behind Davis Love III...was sixth at Buick Classic and tied for ninth at Bob Hope Chrysler Classic...named NIKE TOUR Player of the Year after his record-setting 1996 season...established NIKE TOUR earnings record with \$251,699...won three tournaments - NIKE Ozarks Open, NIKE Colorado Classic and NIKE TOUR Championship...posted 14 top-10 finishes in 21 starts...tied for 16th at 1996 U.S. Open to earn invitation to 1997 Masters Tournament...tied for 18th in first professional start at 1995 Canon Greater Hartford Open...a three-time All-American (1993-95) at Georgia Tech...received 1995 Dave Williams, Fred Haskins and Jack Nicklaus Awards as country's top collegiate golfer.

**PERSONAL:** Took up game when his golf-playing parents left him at driving range before he was old enough to go on the course...was a husband and a father while still at Georgia Tech...member of East Lake GC, site of 1998 and 2000 TOUR Championships.

PGA TOUR CAREER SUMMARY						PLAYOFF RECORD: 0-1			
Year	Events Played	Cuts Made	1st	2nd	3rd	Top 10	Top 25	Earnings	Rank
1995(Am.)	1	1							
1995	5	4				1	2	\$58,426	192
1996	5	5				1	4	\$108,710	158
1997	31	19	1	1		4	13	\$809,580	29
1998	28	23		1		6	15	\$833,648	31
Total	70	52	1	2		12	34	\$1,810,364	148

NIKE TOUR SUMMARY									
Year	Events Played	Cuts Made	1st	2nd	3rd	Top 10	Top 25	Earnings	Rank
1995	3	1					1	\$2,936	180
1996	21	18	3	2	1	14	17	\$251,699	1
Total	24	19	3	2	1	14	18	\$254,635	
COMBINED TOTAL MONEY:								\$2,065,000	

**1999 PGA TOUR CHARITY TEAM:** Canon Greater Hartford Open

### PGA TOUR TOP TOURNAMENT SUMMARY


YEAR	96	97	98
Masters Tournament		CUT	T23
U.S. Open	T16	T13	T10
British Open			T66
PGA Championship		CUT	CUT
THE PLAYERS Championship			T42
THE TOUR Championship		24	

### 1998 PGA TOUR STATISTICS

Scoring Average	70.21	(23)
Driving Distance	272.3	(71T)
Driving Accuracy Percentage	69.5	(97T)
Total Driving	168	(61T)
Greens in Regulation Pct.	67.1	(47)
Putting Average	1.724	(2)
Sand Save Percentage	62.9	(7T)
Eagles (Holes per)	582.0	(159T)
Birdies Average	3.95	(4)
All-Around Ranking	410	(20)

### MISCELLANEOUS STATISTICS

Scoring Average Before Cut	70.24	(10T)
Scoring Average 3rd Round	70.95	(79T)
Scoring Average Final Round	70.68	(38)
Birdies Conversion %	33.4	(3T)
Par Breakers	22.1	(6)
1998 Low Round:	64:	1998 Las Vegas Invitational/5
Career Low Round:	64:	3 times, most recent 1998 Las Vegas Invitational/5
Career Largest Paycheck:	\$270,000:	1997 Canon Greater Hartford Open/1



## Russ Cochran

**EXEMPT STATUS:** 91st on 1998 money list  
**FULL NAME:** Russell Earl Cochran  
**HEIGHT:** 6' 0" **WEIGHT:** 160  
**BIRTHDATE:** October 31, 1958 **BIRTHPLACE:** Paducah, KY  
**RESIDENCE:** Paducah, KY  
**FAMILY:** Wife, Jackie; Ryan (9/4/83), Reed (9/29/85), Case (4/5/89), Kelly Marie (2/21/92)  
**COLLEGE:** University of Kentucky  
**SPECIAL INTERESTS:** Basketball  
**TURNED PROFESSIONAL:** 1979 **Q SCHOOL:** 1982

**TOUR VICTORIES (1):** 1991 Centel Western Open

**BEST 1998 FINISHES:** T5--Greater Vancouver Open; T6--Buick Invitational; T9--Quad City Classic.

**1998 SEASON:** Matched his top-25 finishes of 1997 with eight and earned three top-10s along the way...rounds of 67-70-69 produced a T6 at Buick Invitational...earned second top-10 at Quad City Classic, where he opened 65-66 and closed 70-67 for T9...shot rounds of 71-67-66-69 for T5 at Greater Vancouver Open, his second consecutive top-five finish in that event...shot 65 to share first-round lead at FedEx St. Jude Classic, but followed with rounds of 70-75-70 for T32...opened with a 64 for share of third after first round at Buick Challenge before slipping to T48...ranked fourth among par-5 birdie leaders (44.8%).

**CAREER HIGHLIGHTS:** Earned lone PGA TOUR victory at 1991 Centel Western Open...trailing Greg Norman by five strokes with eight holes to play...earned two-stroke victory after going two under par down stretch while Norman played final nine in 40...joined Bob Charles, Sam Adams, Ernie Gonzalez and Phil Mickelson as lefthanded TOUR winners...entered final round of TOUR Championship that year tied with Craig Stadler...remained tied after each closed with 71...Stadler won playoff with birdie on second extra hole at Pinehurst No. 2...\$216,000 runner-up check largest of his career...after finishing outside top 125 for first time in career in 1995, returned to form in 1996...held two-stroke lead over Mark Brooks and Vijay Singh through 54 holes at 1996 PGA Championship...homestate victory eluded him as he shot final-round 77 to finish T17 at Valhalla GC, five strokes out of Eeroos-Kenny Perry playoff...runner-up at CVS Charity Classic that year, three strokes behind John Cook...in 1997, finished T10 at THE PLAYERS Championship, sixth at Freeport-McDermott Classic, T7 at Quad City Classic, T2 at Buick Open and fourth at Greater Vancouver Open...tied for second at 1993 Freeport-McMoRan Classic, one stroke behind Mike Standly...won two Tournament Players Series events in 1993--Magnolia Classic and Greater Baltimore Open--and was TPS leading money-winner that year, which earned him TOUR exemption in 1984.

**PERSONAL:** Avid University of Kentucky basketball fan...started playing with ladies' set because he couldn't find any other lefthanded clubs...son Ryan scored hole-in-one at age six, one of youngest ever to record ace...at 14, Ryan shot 67 in Monday qualifier for 1998 FedEx St. Jude Classic, missing playoff for final tournament spot by one stroke.

PGA TOUR CAREER SUMMARY						PLAYOFF RECORD: 0-1				
Year	Events Played	Cuts Made	1st	2nd	3rd	Top 10	Top 25	Earnings	Rnk	
1981	3	1					1	\$1,307	254	
1983	18	6						\$7,968	138	
1984	30	24		1		4	12	\$133,342	51	
1985	27	14			1	3	5	\$87,331	87	
1986	33	20		1		2	10	\$89,817	92	
1987	32	22		1		3	7	\$148,110	74	
1988	33	20				4	9	\$148,960	30	
1989	29	16				2	6	\$132,678	107	
1990	31	17			1	2	8	\$230,278	35	
1991	30	21	1	2	1	6	12	\$684,851	10	
1992	29	21			1	5	11	\$326,290	46	
1993	27	19		1		2	9	\$293,868	59	
1994	28	20				4	6	\$239,827	77	
1995	26	16				1	4	\$145,663	31	
1996	28	14		1		2	10	\$330,183	62	
1997	29	23		1		5	8	\$470,929	46	
1998	27	18				3	8	\$332,889	91	
Total	462	292	1	8	4	48	126	\$3,804,292	68	

**1999 PGA TOUR CHARITY TEAM:** Buick Open

## Russ COCHRAN...continued

### TOP TOURNAMENT SUMMARY

YEAR	84	85	86	87	88	89	90	91	92	93	94	95	96	97	98
Masters Tournament									CUT	T21	T33				
U.S. Open Championship				T66			CUT		T33	CUT				CUT	
British Open Championship									T28						
PGA Championship	T10	CUT		T28	CUT	CUT	CUT	CUT	T7	T44	CUT		T17	T61	T34
THE PLAYERS Championship	T44	CUT	CUT	60	CUT	CUT	CUT		T49	27	T69	CUT		T10	CUT
THE TOUR Championship								2							


### 1998 PGA TOUR STATISTICS

Scoring Average	71.26	(104)
Driving Distance	272.0	(74)
Driving Accuracy Percentage	71.3	(67T)
Total Driving	141	(35T)
Greens in Regulation Pct.	67.4	(33T)
Putting Average	1.783	(83T)
Sand Save Percentage	52.8	(84)
Eagles (Holes per)	316.8	(113)
Birdies Average	3.55	(50T)
All-Around Ranking	608	(55T)

### MISCELLANEOUS STATISTICS

Scoring Average Before Cut	70.95	(54T)
Scoring Average 3rd Round	72.00	(155T)
Scoring Average Final Round	70.75	(46T)
Birdies Conversion %	29.2	(77T)
Par Breakers	20.0	(57)

1998 Low Round: 64: 1998 Buick Challenge/1  
 Career Low Round: 63: 1991 Deposit Guaranty C/4  
 Career Largest Paycheck: \$216,000: 1991 THE TOUR Championship/2



## JOHN COOK

**EXEMPT STATUS:** 1998 tournament winner (through 2000)

**FULL NAME:** John Neuman Cook

**HEIGHT:** 6' 0"

**WEIGHT:** 175

**BIRTHDATE:** October 2, 1957

**BIRTHPLACE:** Toledo, OH

**RESIDENCE:** Rancho Mirage, CA

**FAMILY:** Wife, Jan; Kristin (7/20/81), Courtney (4/11/84), Jason (1/10/86)

**COLLEGE:** Ohio State University

**SPECIAL INTERESTS:** Auto racing, skiing, all sports

**TURNED PROFESSIONAL:** 1979

**Q SCHOOL:** Fall 1979

**TOUR VICTORIES (10):** 1981 Bing Crosby National Pro-Am. 1983 Canadian Open. 1987 The International. 1992 Bob Hope Chrysler Classic, United Airlines Hawaiian Open, Las Vegas Invitational. 1996 FedEx St. Jude Classic, CVS Charity Classic. 1997 Bob Hope Chrysler Classic. 1998 GTE Byron Nelson Classic

**INTERNATIONAL VICTORIES (2):** 1982 Sao Paulo Open (Brazil). 1995 Mexican Open

**BEST 1998 FINISHES:** 1--GTE Byron Nelson Classic; 4--NEC World Series of Golf; T4--Mercedes Championships; 5--MasterCard Colonial; 9--PGA Championship; T9--Doral-Ryder Open.

**1998 SEASON:** Extended his streak of years with a win to three and surpassed the \$1-million mark in earnings for the second time in his career...highlights of year seemed to come in two-week spurts...earned his 10th PGA TOUR victory at the GTE Byron Nelson Classic after learning the week before he had ulcers...entered the final round four strokes behind Fred Couples and played in the twosome in front of the leader...he and Couples were tied at the 17th hole, where Fred found water and a triple-bogey...Cook's three-stroke victory was worth a career-high \$450,000...shot 66-68-66-65-265 (15-under)...at the next week's MasterCard Colonial, shot rounds of 68-66-69-68-271 (9-under) for fifth-place finish...started year with a 65 for first-round lead at Mercedes Championships...added a 70 for share of 36-hole lead with Phil Mickelson, then posted two more 70s for T4...during Florida swing, was T9 at Doral-Ryder Open and T13 at THE PLAYERS Championship in back-to-back starts...at PGA Championship, started with 71-68 to move into top 10, then followed with 70-69 for ninth place...in next start, shot 71-69-62 to close to within one stroke of David Duval's 54-hole lead at the NEC World Series of Golf...closing 71 produced fourth-place finish...finished second with Peter Jacobsen at Franklin Templeton Shark Shootout, where they lost to Steve Elkington and Greg Norman in playoff...Cook and Jacobsen shot tournament-record-tying 55 in third and final round.

**CAREER HIGHLIGHTS:** 1996 and 1997 seasons were dotted with record performances...at 1997 Bob Hope Chrysler Classic, trailed leader Mark Calcavecchia by five strokes after third round, then matched PGA TOUR record for consecutive rounds by closing with 62-63 for a one-stroke victory, the ninth of his career...125 also matched Ron Streck for best 36-hole finish...at 1996 FedEx St. Jude Classic, tied PGA TOUR record with opening rounds of 16-under-par 126 (64-62) and added third-round 63 to set TOUR record for first 54 holes at 24-under-par 189...closed with a 69 to finish at 258, one stroke shy of all-time 72-hole record...won tournament by seven strokes over John Adams...added second victory of 1996 at CVS Charity Classic...surpassed \$1 million in season earnings for first time in 1992, winning three times...captured five-man playoff at Bob Hope Chrysler Classic, outlasting Gene Sauers with three birdies and an eagle over four holes...also posted two-stroke victories at United Airlines Hawaiian Open and Las Vegas



## JOHN COOK...continued

Invitational...first TOUR victory came in five-man playoff at 1981 Bing Crosby National Pro-Am...parred third extra hole to cedeat Bobby Clampett, Ben Crenshaw, Hale Irwin and Barney Thompson...at 1983 Canadian Open, defeated Johnny Miller on sixth extra hole...underwent hand surgery in 1989...enjoyed string of solid finishes in majors from 1992-1994: 1992 British Open (2), 1992 PGA Championship (T2), 1993 PGA Championship (T6), 1994 U.S. Open (5), 1994 PGA Championship (T4)...1978 U.S. Amateur Champion...teamed with Rex Caldwell to win 1983 World Cup...won 1995 Ernst Championship...three-time All-American at Ohio State (1977-79) and member of 1979 NCAA Championship team.

**PERSONAL:** Born in Ohio, but grew up in Southern California...persuaded by Jack Nicklaus and Tom Weiskopf to attend Ohio State...wife Jan rented a bus so family and friends could travel together from Cook home to final round of his victory in 1997 Bob Hope Chrysler Classic.

CAREER SUMMARY				PLAYOFF RECORD: 3-3					
Year	Events Played	Cuts Made	1st	2nd	3rd	Top 10	Top 25	Earnings	Rank
1978(Am.)	1	1					1		
1979(Am.)	3	3							
1980	30	19				2	6	\$43,316	80
1981	30	23	1			3	12	\$127,608	25
1982	28	21				3	6	\$57,483	78
1983	28	27	1		2	7	12	\$216,868	16
1984	28	20				1	5	\$65,710	89
1985	29	17				1	5	\$63,573	106
1986	30	20		2	1	6	13	\$255,126	27
1987	32	19	1			6	10	\$333,184	29
1988	29	21				2	9	\$139,916	84
1989	12	6				1	2	\$39,445	172
1990	27	20		2		4	10	\$448,112	28
1991	25	21		1	2	8	12	\$546,984	26
1992	21	18	3	2	1	8	13	\$1,165,606	3
1993	23	19				5	13	\$342,321	45
1994	24	16			1	6	11	\$429,725	37
1995	27	17				1	5	\$186,977	97
1996	26	19	2			5	10	\$831,260	19
1997	28	21	1		1	6	11	\$815,903	28
1998	26	19	1			6	12	\$1,145,511	22
Total	507	367	10	7	8	81	178	\$7,254,627	13


1999 PGA TOUR CHARITY TEAM: GTE Byron Nelson Classic

TOP TOURNAMENT SUMMARY													
YEAR	79	80	81	82	83	84	85	86	87	88	89	90	91
Masters Tournament	39		T21	CUT		CUT			T24	CUT		CUT	T54
U.S. Open	T53	T51	T4	CUT		CUT	CUT	T35	T36	T50		T19	T13
British Open Championship		CUT											2
PGA Championship			T19	T34	T20	CUT		T53	T28	T48		CUT	T2
THE PLAYERS Championship			CUT	T41	T3	T44	CUT	T7	CUT	CUT	CUT	T3	CUT
THE TOUR Championship											T22	28	T13

TOP TOURNAMENT SUMMARY (cont.)					
YEAR	94	95	96	97	98
The Masters Tournament	T46	CUT		CUT	43
U.S. Open	5	T62	T16	T36	CUT
British Open Championship	T55	T40		CUT	
PGA Championship	T4	CUT	T47	T23	9
THE PLAYERS Championship	T23	W/D	CUT	T22	T13
THE TOUR Championship			11	T20	T21

NATIONAL TEAMS: World Amateur Team Championship, 1979; World Cup, 1983; Ryder Cup, 1993

1998 PGA TOUR STATISTICS			MISCELLANEOUS STATISTICS		
Scoring Average	70.47	(37)	Scoring Average Before Cut	70.88	(46T)
Driving Distance	263.2	(163T)	Scoring Average 3rd Round	70.10	(20)
Driving Accuracy Percentage	73.2	(43)	Scoring Average Final Round	70.79	(53)
Total Driving	206	(123T)	Birdies Conversion %	26.0	(163T)
Greens in Regulation Pct.	68.6	(16T)	Par Breakers	18.0	(121T)
Putting Average	1.794	(119T)	1998 Low Round:	62:	1998 NEC World Series of Golf/3
Sand Save Percentage	52.9	(82T)	Career Low Round:	62:	4 times, most recent 1998 NEC World Series of Golf/3
Eagles (Holes per)	552.0	(154T)	Career Largest Paycheck:	\$450,000:	1998 GTE Byron Nelson Classic/1
Birdies Average	3.21	(118T)			
All-Around Ranking	732	(94)			



## FRED COUPLES

**EXEMPT STATUS:** Winner, 1996 PLAYERS Championship (through 2006)  
**FULL NAME:** Frederick Steven Couples  
**HEIGHT:** 5' 11" **WEIGHT:** 185  
**BIRTHDATE:** October 3, 1959 **BIRTHPLACE:** Seattle, WA  
**RESIDENCE:** Los Angeles, CA  
**FAMILY:** Wife, Thais; GiGi and Oliver  
**COLLEGE:** University of Houston  
**SPECIAL INTERESTS:** All sports, tennis, antiques, bicycling, vintage cars  
**TURNED PROFESSIONAL:** 1980 **Q SCHOOL:** Fall 1980

**TOUR VICTORIES (14):** 1983 Kemper Open. 1984 Tournament Players Championship. 1987 Byron Nelson Golf Classic. 1990 Nissan Los Angeles Open. 1991 Federal Express St. Jude Classic, B.C. Open. 1992 Nissan Los Angeles Open, Nestle Invitational, Masters. 1993 Honda Classic. 1994 Buick Open. 1996 THE PLAYERS Championship. 1998 Bob Hope Chrysler Classic, Memorial Tournament

**INTERNATIONAL VICTORIES (5):** 1991 Johnnie Walker World Championship. 1994 World Cup (Indiv.). 1995 Dubai Desert Classic (Eur), Johnnie Walker Classic (Eur), Johnnie Walker World Championship (Eur)

**BEST 1998 FINISHES:** 1--Bob Hope Chrysler Classic, Memorial Tournament; T2--Masters Tournament, GTE Byron Nelson Classic; 3--Shell Houston Open.

**1998 SEASON:** For the third time in his career and first time since 1992, collected two wins during a season...fell one stroke shy of winning his second Masters Tournament and three strokes short of his second GTE Byron Nelson Classic crown...in first start of the year, shot 64-70-66-66 to move into third place through 72 holes at the Bob Hope Chrysler Classic...final-round 66, including a birdie on the 90th hole, moved him into tie with third-round co-leader Bruce Lietzke...birdied the first extra hole at Bermuda Dunes to defeat Lietzke...at Augusta National, opened with a 69 for one-stroke lead and shared the 36-hole lead after a 70...third-round 71 produced two-stroke advantage...was tied with Mark O'Meara and David Duval beginning the 72nd hole, but watched O'Meara's 18-foot birdie putt roll in for the victory...Couples' closing 70 was good for T2...the only past Masters champion who has never missed a cut at Augusta National...in his next start, rounds of 72-68-70-68 produced third-place finish at Shell Houston Open...after opening 66-67, third-round 63 lifted him to two-stroke lead at GTE Byron Nelson...shared lead with John Cook until triple-bogey six on par-3 17th hole dropped him to three-way T2, three strokes behind Cook...earned 14th TOUR title with four-stroke win over Andrew Magee at Memorial Tournament...\$396,000 paycheck put him first on TOUR money list with \$1,477,017...opened 68-67 to share 36-hole lead with Len Mattiace...third-round 67 gave him outright lead, while closing 69 secured victory...T13 in PGA Championship in hometown of Seattle at Sahalee CC, where he finished 67-68 on the weekend...ranked fourth in driving distance (289.1), second in eagles (87.4) and fourth in all-around (304)...member of his third United States Presidents Cup Team.

**CAREER HIGHLIGHTS:** Voted by his peers as PGA TOUR Player of the Year in 1991 and 1992...career year came in 1992, when he won three tournaments, including the Masters Tournament, and earned more than \$1.3 million...entered final round of Masters trailing Craig Parry by one stroke...closing 70 good for two-stroke victory...Masters completed remarkable streak during which he won three tournaments and finished second twice in six starts...other multiple-victory year was 1991...took lead at Federal Express St. Jude Classic with third-round 66 and went on to three-stroke victory over Rick Fehr...won B.C. Open by three strokes, as well...in 1996, became first player to win two PLAYERS Championships at TPC at Sawgrass...trailed Tommy Tolles by four strokes through 54 holes, but closing 64, featuring eagle at 16 and birdie at 17, sealed victory...first title at TPC at Sawgrass, in 1984, featured second-round 64 en route to two-stroke win over Lee Trevino...first TOUR victory came in five-man playoff at 1983 Kemper Open...birdied second playoff hole to defeat T.C. Chen, Barry Jaeckel, Gil Morgan and Scott Simpson...recorded back-to-back victories on PGA European Tour in 1995, first American to do so since Charles Coody in 1973...teamed with Davis Love III to win four consecutive World Cup of Golf titles (1992-95)...won 1995 and 1996 Skins Games...won Lincoln-Mercury Kaplana International in 1993 and 1994...teamed with Raymond Floyd to win 1990 RMCC Invitational and with Brad Faxon to win 1994 Shark Shootout...teamed with Mike Donald to win 1990 Sazale Classic...Vardon Trophy winner in 1991 and 1992...1992 Arnold Palmer Award winner...1992 PGA of America Player of the Year.

**PERSONAL:** Roomed with Blaine McCallister and CBS broadcaster Jim Nantz at University of Houston...the three team for annual Three Amigos Celebrity Tournament...Fred's charity is Millie Medlin Violet Sobich Couples Fund, in memory of his mother...serves as host of the Fred Couples Invitational (formerly the Ernst Championship), a charity event in hometown of Seattle...introduced to game by his father, who worked in Seattle Parks and Recreation Department...continues to play through the pain of an arthritic back.

### CAREER SUMMARY

### PLAYOFF RECORD: 5-4

Year	Events Played	Cuts Made	1st	2nd	3rd	Top 10	Top 25	Earnings	Rank
1979(Am.)	1	1							
1981	25	19		1	1	4	9	\$78,939	53
1982	28	18			1	2	9	\$77,606	54

continued on page 2-42

## FRED COUPLES...continued

### CAREER SUMMARY...continued

Year	Events Played	Cuts Made	1st	2nd	3rd	Top 10	Top 25	Earnings	Rank
1983	30	23	1		1	7	15	\$209,733	19
1984	26	24	1		2	9	19	\$334,573	7
1985	26	23				7	10	\$171,272	38
1986	26	16		1		1	6	\$116,065	76
1987	27	21	1			9	15	\$441,025	19
1988	27	25		1	1	10	19	\$489,822	21
1989	24	21		1	2	9	17	\$653,944	11
1990	22	17	1	1	3	9	12	\$757,999	9
1991	21	20	2		4	9	12	\$791,749	3
1992	22	20	3	2	3	12	19	\$1,344,188	1
1993	19	17	1	2		9	15	\$796,579	10
1994	15	15	1	2		4	7	\$625,654	23
1995	15	12				4	7	\$299,259	63
1996	18	16	1	1		9	12	\$1,248,694	6
1997	15	13				7	7	\$448,385	55
1998	17	16	2	2	1	5	10	\$1,650,389	9
Total	404	337	14	14	19	126	220	\$10,535,876	2

### 1999 PGA TOUR CHARITY TEAM: THE PLAYERS Championship

#### TOP TOURNAMENT SUMMARY

YEAR	79	82	83	84	85	86	87	88	89	90	91	92	93	94	95
Masters Tournament			T32	10	T10	T31		T5	T11	5	T35	1	T21		T10
U.S. Open		T48	CUT	CUT	T9	T39		T46	T10	T21	CUT	T3	T17	T16	T-6
British Open Championship				T4		T46	T40	T4	T6	T25	T3	CUT	T9		
PGA Championship		T3	T23	T20	T6	T36	CUT	CUT	CUT	2	T27	T21	T31	T39	T31
THE PLAYERS Championship			CUT	CUT	1	T49	CUT	CUT	T23	T4	CUT	T23	T13	T39	T29
THE TOUR Championship							T12	7	T7	T22	T16	T5	T10	T29	

#### TOP TOURNAMENT SUMMARY (cont.)

YEAR	96	97	98
Masters Tournament	T15	T7	T2
U.S. Open		T52	T53
British Open Championship	T7	T7	T66
PGA Championship	T41	T29	T13
THE PLAYERS Championship	1	T10	T42
THE TOUR Championship	5		T24

**NATIONAL TEAMS:** USA vs. Japan, 1984; Ryder Cup (5), 1989, 1991, 1993, 1995, 1997; Asahi Glass Four Tours World Championship of Golf (2), 1990, 1991; Dunhill Cup (4), 1991, 1992, 1993, 1994; World Cup (4), 1992, 1993, 1994, 1995; The Presidents Cup (3), 1994, 1996, 1998


#### 1998 PGA TOUR STATISTICS

Scoring Average	69.87	(11)
Driving Distance	289.1	(4T)
Driving Accuracy Percentage	62.0	(178)
Total Driving	182	(86T)
Greens in Regulation Pct.	67.3	(36T)
Putting Average	1.765	(38T)
Sand Save Percentage	57.3	(28)
Eagles (Holes per)	87.4	(2)
Birdies Average	3.81	(7T)
All-Around Ranking	304	(4)

#### MISCELLANEOUS STATISTICS

Scoring Average Before Cut	70.24	(10T)
Scoring Average 3rd Round	70.25	(24T)
Scoring Average Final Round	71.75	(128T)
Birdies Conversion %	32.6	(8T)
Par Breakers	22.3	(4)

1998 Low Round: 63: 1998 GTE Byron Nelson Classic/3  
 Career Low Round: 62: 1990 Nissan Los Angeles Open/3  
 Career Largest Paycheck: \$630,000: 1996 THE PLAYERS Championship/1



## BEN CRENSHAW

**EXEMPT STATUS:** Winner, 1995 Masters Tournament (through 2005)

**FULL NAME:** Ben Daniel Crenshaw

**HEIGHT:** 5' 9"

**WEIGHT:** 165

**BIRTHDATE:** January 11, 1952

**BIRTHPLACE:** Austin, TX

**RESIDENCE:** Austin, TX; plays out of Barton Creek Club in Austin

**FAMILY:** Wife, Julie; Katherine Vail (10/6/87), Claire Susan (4/23/92), Anna Riley (2/12/98)

**COLLEGE:** University of Texas

**SPECIAL INTERESTS:** Fishing, bird watching, golf artifacts, golf course architecture, country music

**TURNED PROFESSIONAL:** 1973

**JOINED TOUR:** Fall 1973

**TOUR VICTORIES (19):** 1973 San Antonio-Texas Open. 1976 Bing Crosby National Pro-Am, Hawaiian Open, Ohio Kings Island Open. 1977 Colonial National Invitation. 1979 Phoenix Open. 1980 Anheuser-Busch Classic. 1983 Byron Nelson Classic. 1984 Masters Tournament. 1986 Buick Open, Vantage Championship. 1987 USF&G Classic. 1988 Doral Ryder Open. 1990 Southwestern Bell Colonial. 1992 Centel Western Open. 1993 Nestle Invitational. 1994 Freeport-McMoRan Classic. 1995 Masters Tournament. **TEAM VICTORY:** 1979 Walt Disney World Team Championship (with George Burns)

**INTERNATIONAL VICTORIES (3):** 1976 Irish Open (Eur). 1981 Mexican Open. 1988 World Cup (Indiv.)

**BEST 1998 FINISH:** T43--GTE Byron Nelson Classic

**1998 SEASON:** Continued recovery from Sept. 1997 foot surgery...15 events entered was the lowest one-season total of his career...made two cuts -- at the GTE Byron Nelson Classic and the Buick Classic...shot 70-69-70-68 to finish T43 at the GTE Byron Nelson...final-round 68 his lowest of the season...T63 at the rain-shortened Buick Classic...spent a great deal of time preparing to captain the 1999 U.S. Ryder Cup team...this year's Ryder Cup Match will be played at The Country Club in Brookline, MA, site of the first national championship in which he competed, the 1968 U.S. Junior Amateur...for the first time missed the cut in all four major championships.

**CAREER HIGHLIGHTS:** Prior to being named Ryder Cup Captain for 1999, proudest and most memorable moment in golf came in winning second Masters Tournament in 1995...earlier in week had served as pallbearer at funeral of long-time friend and teacher Harvey Penick...shot rounds of 70-67-69-68--274 to defeat Davis Love III by one stroke...first Masters victory came in 1984...two strokes off lead entering final round, shot closing 68 to defeat Tom Watson by two...produced a victory each year from 1992 through 1995...from July 1992 until April 1994, his only three top-10 finishes were victories...won in his first start as a PGA TOUR member at the 1973 San Antonio-Texas Open...shot 65-72-66-67--270 to defeat Orville Moody by two...won three events and finished second three times in 1976 on way to second-place finish on money list behind Jack Nicklaus...despite opening 75, won Bing Crosby National Pro-Am by two over Mike Morley...the following week, closed with rounds of 65-66 to win Hawaiian Open by four over Larry Nelson and Hale Irwin...third victory came at Ohio Kings Island Open...had 14 top-10 finishes that year, a total he matched in 1987, when he placed third on the money list...won 1986 Vantage Championship at Oak Hills CC in San Antonio...in all, five victories have come in home state...won 1973 Qualifying Tournament by a then-record 12-stroke margin...winner of 1971-72-73 NCAA Championships, sharing title with University of Texas teammate Tom Kite in 1972...winner of Fred Haskins Award as nation's outstanding collegiate golfer each of those years...won William Richardson Award, given by Golf Writers Association of America, in 1989 and Bob Jones Award from USGA in 1991.

**PERSONAL:** Noted golf historian...introduced to golf by his father and won his first tournament as a fourth grader...fought winning battle against Graves Disease in mid-1980s...1996 PGA National Golf Day Honorary Chairperson.

CAREER SUMMARY				PLAYOFF RECORD: 0-8						
Year	Events Played	Cuts Made	1st	2nd	3rd	Top 10	Top 25	Earnings	Rank	
1970(Am.)	1	1								
1971(Am.)	3	3				1	2			
1972(Am.)	4	4			1	1	4			
1973(Am.)	3	3				1	3			
1973	5	5	1	1		3	4	\$76,374	32	
1974	27	24		2		6	11	\$66,825	32	
1975	28	20			3	6	8	\$63,528	32	
1976	28	27	3	3		14	17	\$257,760	2	
1977	24	19	1	1	2	6	11	\$123,841	16	
1978	27	24		1	2	5	12	\$108,305	21	
1979	25	20	2	4		8	16	\$236,770	5	
1980	26	24	1	2	1	10	13	\$237,727	5	
1981	25	20		2	1	9	14	\$151,038	20	

continued on page 2-44

## BEN GRENSHAW...continued

CAREER SUMMARY							PLAYOFF RECORD: 0-8		
Year	Events Played	Cuts Made	1st	2nd	3rd	Top 10	Top 25	Earnings	Rank
1982	22	15				2	8	\$54,277	85
1983	21	18	1	2	2	9	14	\$275,474	7
1984	24	20	1		1	9	13	\$270,989	16
1985	22	8					2	\$25,814	149
1986	26	22	2			5	12	\$388,169	8
1987	24	19	1	1	1	14	15	\$638,194	3
1988	26	25	1	1	1	8	21	\$696,895	8
1989	23	18		1	1	5	12	\$443,095	21
1990	21	15	1			2	8	\$351,193	33
1991	21	10			2	4	7	\$224,563	75
1992	24	19	1	1		4	7	\$439,071	31
1993	22	15	1			1	7	\$318,605	51
1994	24	20	1			6	13	\$659,252	21
1995	23	17	1		1	4	7	\$737,475	23
1996	19	11				1	5	\$176,857	119
1997	17	5					1	\$42,513	213
1998	15	2						\$11,393	268
Total	600	453	19	22	19	144	267	\$7,075,996	16

### TOP TOURNAMENT SUMMARY

YEAR	70	71	72	73	74	75	76	77	78	79	80	81	82	83	84
Masters Tournament			T19	T24	T22	T30	2	T8	T37		T6	T8	T24	T2	1
U.S. Open	T36	T27				T3	T8	T49		T11	T31	T11	T19	CUT	CUT
British Open Championship					T28			T5	T2	3	T8	T15	CUT	T22	
PGA Championship					T63	T10	T8		T16	2	T41	CUT	CUT	T9	CUT
THE PLAYERS Championship					T39	T55	T70		T4		2	T63	CUT	T10	T26

### TOP TOURNAMENT SUMMARY (cont.)

YEAR	85	86	87	88	89	90	91	92	93	94	95	96	97	98
Masters Tournament	T57	T16	T4	4	T3	T14	T3	46	CUT	T18	1	CUT	45	CUT
U.S. Open	CUT	T6	T4	T12	CUT	CUT				T33	T71	CUT	T65	CUT
British Open Championship	T35	T21	T4	T16	T52	T31	T80		CUT	T77	T15	T27		CUT
PGA Championship	T59	T11	T7	T17	T17	T31	W/D	T73	T61	T9	T44	T69	CUT	CUT
THE PLAYERS Championship	T33	T54	T9	T11	T11	CUT	CUT	T29	CUT	T19	CUT	T73	CUT	CUT
THE TOUR Championship			T5	T21	T14					T13	T25			

**NATIONAL TEAMS:** Ryder Cup (4), 1981, 1983, 1987, 1995; U.S. vs. Japan, 1983; World Cup (2), 1987, 1988; Kirin Cup (Captain), 1988; Dunhill Cup, 1995

### 1998 PGA TOUR STATISTICS

Scoring Average	73.27	(N/A)
Driving Distance	256.6	(N/A)
Driving Accuracy Percentage	61.8	(N/A)
Total Driving		(N/A)
Greens in Regulation Pct.	49.3	(N/A)
Putting Average	1.836	(N/A)
Sand Save Percentage	57.1	(N/A)
Eagles (Holes per)	297.0	(N/A)
Birdies Average	2.03	(N/A)

### MISCELLANEOUS STATISTICS

Scoring Average Before Cut	74.73	(N/A)
Scoring Average 3rd Round	73.00	(N/A)
Scoring Average Final Round	72.00	(N/A)
Birdies Conversion %	23.6	(N/A)
Par Breakers	11.6	(N/A)

1998 Low Round: 68: 1998 GTE Byron Nelson Classic/4  
 Career Low Round: 61: 1979 Phoenix Open/2  
 Career Largest Paycheck: \$396,000: 1995 Masters Tournament/1





## JOHN DALY

**EXEMPT STATUS:** Winner, 1995 British Open (through 2005)  
**FULL NAME:** John Patrick Daly  
**HEIGHT:** 5' 11" **WEIGHT:** 220  
**BIRTHDATE:** April 28, 1966 **BIRTHPLACE:** Carmichael, CA  
**RESIDENCE:** Rogers, AR  
**FAMILY:** Shynah Hale (6/10/92), Sierra Lynn (6/1/95)  
**COLLEGE:** University of Arkansas  
**SPECIAL INTERESTS:** Most sports  
**TURNED PROFESSIONAL:** 1987 **Q SCHOOL:** Fall 1990

**TOUR VICTORIES (4):** 1991 PGA Championship. 1992 B.C. Open. 1994 BellSouth Classic. 1995 British Open

**INTERNATIONAL VICTORIES (2):** 1990 AECI Charity Classic (Afr), Hollard Royal Swazi Sun Classic (Afr)

**NIKE TOUR VICTORIES (1):** 1990 Utah Classic

**BEST 1998 FINISH:** T4--Nissan Open, Honda Classic.

**1998 SEASON:** On the strength of a solid first quarter of the season, climbed to his highest position on the PGA TOUR money list since 1995...with six top-25s, including a pair of top-10s, earned \$393,740 and ranked 77th...recorded back-to-back top-fives in March...after 73-71 start, shot a pair of 66s on the weekend for a T4 at the Nissan Open...was his best finish since 1995 British Open victory...two weeks later, TPC at Heron Bay course-record-tying 64 in final round of Honda Classic helped produce T4 worth \$74,400...had opened 68-76-68...trailed first-round leader Jeff Maggert by one stroke...preceded Nissan Open finish with Phoenix Open 12th, Buick Invitational T16 and Tucson Chrysler Classic T18...was his best career West Coast Swing...as the TOUR headed to Florida, he was 19th on the money list with \$204,850...was his highest ranking since 18th after winning BellSouth Classic in May 1994...struggled the rest of the year, making five of last 15 cuts...earned seventh driving distance title and fourth in a row (299.4)...joined Mark O'Meara and Tiger Woods to represent U.S. in Dunhill Cup, where he was unbeaten in his four matches...with Scott Verplank, finished T3 for U.S. in World Cup of Golf, three strokes behind England.

**CAREER HIGHLIGHTS:** Delighted golf world with surprising victory at 1991 PGA Championship...as ninth and final alternate into field at Crooked Stick, shot opening 69 without benefit of practice round...added rounds of 67-69-71 for three-stroke victory over Bruce Lietzke...added second major title with win at 1995 British Open at St. Andrews...became youngest active player on TOUR with two major championship titles and fourth American since World War II to win two majors before his 30th birthday, joining Jack Nicklaus, Tom Watson and Johnny Miller...after holding 36-hole lead at St. Andrews, fell to fourth with third-round 73...appeared to have one-stroke victory after closing 71, but Costantino Rocca holed 70-foot putt from off final green to force four-hole playoff...Daly won playoff by four strokes, thanks largely to Rocca's 7 at par-4 17th...shot 67-66-67-66—266 to win 1992 B.C. Open by six strokes...earned third TOUR victory at BellSouth Classic...grabbed lead with second-round 64, then withstood challenges of Nolan Henke and Brian Henninger...played Ben Hogan Tour (now NIKE TOUR) in 1990 after winning the only Hogan Tour Qualifying Tournament...won 1990 Utah Classic and finished ninth on money list...named PGA TOUR Rookie of the Year in 1991...winner of 1987 Missouri Open.

**PERSONAL:** Started playing golf as a youngster after his father gave him full-sized set of clubs...instead of flying to tournament sites, purchased large mobile home and drives to many events...involved in many charitable causes, most notably Make-a-Wish Foundation and Boys & Girls Clubs of America.

PGA TOUR CAREER SUMMARY					PLAYOFF RECORD: 1-0				
Year	Events Played	Cuts Made	1st	2nd	3rd	Top 10	Top 25	Earnings	Rank
1986	1								
1989	6	3					1	\$14,689	200
1990	3	2					1	\$10,000	230
1991	33	21	1		2	4	11	\$574,783	17
1992	25	15	1	1		5	8	\$387,455	37
1993	24	15			1	1	5	\$225,591	76
1994	17	9	1			3	4	\$340,034	49
1995	23	15	1			1	4	\$321,748	57
1996	23	14				1	3	\$173,557	121
1997	17	9				1	2	\$106,762	165
1998	25	14				2	6	\$393,740	77
Total	197	117	4	1	3	18	45	\$2,548,358	103

## JOHN DALY...continued

### NIKE TOUR SUMMARY

Year	Events Played	Cuts Made	1st	2nd	3rd	Top 10	Top 25	Earnings	Rank
1990	18	14	1	3		6	11	\$64,692	9
1991	1	1						\$673	276
Total	19	15	1	3		6	11	\$65,365	

COMBINED TOTAL MONEY: \$2,613,723

1999 PGA TOUR CHARITY TEAM: JCPenney Classic

### TOP TOURNAMENT SUMMARY

YEAR	86	89	91	92	93	94	95	96	97	98
Masters Tournament				T19	T3	T48	T45	T29		T33
U.S. Open	CUT	T69		CUT	T33	CUT	T45	T27	W/D	T53
British Open Championship				75	T14	81	1	T67		CUT
PGA Championship			1	82	T51	CUT	CUT	CUT	T29	CUT
THE PLAYERS Championship			CUT	72	CUT	CUT		T19	W/D	T16
THE TOUR Championship			3							

NATIONAL TEAMS: Dunhill Cup (2), 1993, 1998

### 1998 PGA TOUR STATISTICS

Scoring Average	71.55	(126T)
Driving Distance	299.4	(1)
Driving Accuracy Percentage	56.8	(186)
Total Driving	187	(97T)
Greens in Regulation Pct.	62.2	(161T)
Putting Average	1.750	(18T)
Sand Save Percentage	57.5	(24T)
Eagles (Holes per)	138.6	(13T)
Birdies Average	3.66	(28T)
All-Around Ranking	557	(42)

### MISCELLANEOUS STATISTICS

Scoring Average Before Cut	71.86	(138)
Scoring Average 3rd Round	71.25	(104)
Scoring Average Final Round	73.64	(185T)
Birdies Conversion %	33.0	(5)
Par Breakers	21.1	(19T)

1998 Low Round: 64: 1998 Honda Classic/4

Career Low Round: 63: 2 times, most recent 1991 Las Vegas Invitation/2

Career Largest Paycheck: \$230,000: 1991 PGA Championship/1



## ROBERT DAMRON (DAM-run)

EXEMPT STATUS: 81st on 1998 money list

FULL NAME: Robert Douglas Damron

HEIGHT: 5' 8"

WEIGHT: 185

BIRTHDATE: October 27, 1972

BIRTHPLACE: Pikeville, KY

RESIDENCE: Orlando, FL

FAMILY: Single

COLLEGE: University of Central Florida

SPECIAL INTERESTS: Sports

TURNED PROFESSIONAL: 1994

Q SCHOOL: 1996

BEST CAREER FINISH: T3--1997 Buick Classic, FedEx St. Jude Classic

BEST 1998 FINISHES: T7--FedEx St. Jude Classic.

**1998 SEASON:** Followed solid rookie season with another top-100 performance...was among the top-25 eight times for the second year in a row...lone top-10 of the season came at FedEx St. Jude Classic...68-74-66-67-275 produced a T7 and \$46,640 paycheck...opening rounds of 65-68 earned him share of the lead after the first and second rounds of the Las Vegas Invitational...back-to-back 72s dropped him to 16th through 72 holes...closed with a 67 for a T12 worth \$42,000...68-67 start had him in third place through 36 holes of the Buick Invitational...closed rain-shortened event with 73 for T16...weekend rounds of 69-71 lifted him to T11 at Memorial Tournament...shot 68-71 on weekend for T12 at Freeport-McDermott Classic...ranked 12th in sand saves (59.9%)

**CAREER HIGHLIGHTS:** Impressive first season in 1997 earned him nomination for Rookie of the Year honors...finished year 53rd on money list on strength of four top-five finishes...second only to Rookie of the Year Stewart Cink in first-year earnings...first top-five came at Doral-Ryder Open, where he finished fifth, five strokes behind Steve Elkington...shared first-round lead after 66 and was tied for third, three behind leaders, through 54 holes at Greater Greensboro Chrysler Classic...finished tied for fourth, two strokes out of Frank Nobilo-Brad Faxon playoff...had back-to-back T3s in June, each worth \$87,000...first came at Buick Classic,

## ROBERT DAMRON...continued

then was 36- and 54-hole leader at FedEx St. Jude Classic after rounds of 65-66-69...closed with 70 and finished T3, two behind Greg Norman...prior to 1997, had played only one PGA TOUR event, 1994 Motorola Western Open, where he missed the cut...played in four NIKE TOUR events in 1995, making one cut - NIKE Carolina Classic - where he tied for 56th...winner of five collegiate events while at University of Central Florida, where he was a three-time All-American.

**PERSONAL:** Father moved family to Orlando for warmer winter weather after retiring from Kentucky coal business...winter house was at Bay Hill Club, where Robert met Arnold Palmer and gained early advice about golf...Palmer helped him get sponsor's exemption to 1997 Bob Hope Chrysler Classic.

PGA TOUR CAREER SUMMARY					PLAYOFF RECORD: 0-0				
Year	Events Played	Cuts Made	1st	2nd	3rd	Top 10	Top 25	Earnings	Rank
1994	1								
1997	32	17			2	4	8	\$455,604	53
1998	28	19				1	8	\$370,211	81
Total	61	36			2	5	16	\$825,815	245

NIKE TOUR SUMMARY									
Year	Events Played	Cuts Made	1st	2nd	3rd	Top 10	Top 25	Earnings	Rank
1995	4	1						\$410	274
Total	4	1						\$410	
COMBINED TOTAL MONEY:								\$826,225	

1999 PGA TOUR CHARITY TEAM: Bay Hill Invitational

TOP TOURNAMENT SUMMARY		
YEAR	97	98
British Open Championship	CUT	
PGA Championship	CUT	CUT
THE PLAYERS Championship	T53	CUT

1998 PGA TOUR STATISTICS		
Scoring Average	70.80	(48T)
Driving Distance	279.0	(27)
Driving Accuracy Percentage	69.8	(93T)
Total Driving	120	(20)
Greens in Regulation Pct.	63.9	(125T)
Putting Average	1.763	(32T)
Sand Save Percentage	59.9	(12)
Eagles (Holes per)	198.0	(46T)
Birdies Average	3.63	(33T)
All-Around Ranking	416	(22)

MISCELLANEOUS STATISTICS		
Scoring Average Before Cut	70.77	(36)
Scoring Average 3rd Round	70.89	(73)
Scoring Average Final Round	71.24	(93)
Birdies Conversion %	31.5	(19T)
Par Breakers	20.6	(31T)
1998 Low Round:	65: 4 times, most recent 1998 Las Vegas Invitational/1	
Career Low Round:	65: 7 times, most recent 1998 Las Vegas Invitational/1	
Career Largest Paycheck:	\$87,000: 2 times, most recent 1997 FedEx St. Jude Classic/T3	



## GLEN DAY

**EXEMPT STATUS:** 15th on 1998 money list

**FULL NAME:** Glen Edward Day

**HEIGHT:** 5' 10"

**WEIGHT:** 170

**BIRTHDATE:** November 16, 1965

**BIRTHPLACE:** Mobile, AL

**RESIDENCE:** Little Rock, AR; plays out of Chenal CC, Little Rock, AR

**FAMILY:** Wife, Jennifer Ralston-Day; Whitney Elizabeth (7/26/94); Francis Christina (1/26/96)

**COLLEGE:** University of Oklahoma

**SPECIAL INTERESTS:** Hunting

**TURNED PROFESSIONAL:** 1988

**Q SCHOOL:** 1993

**BEST CAREER FINISH:** 2--1994 Anheuser-Busch Golf Classic, 1998 THE PLAYERS Championship, MCI Classic.

**INTERNATIONAL VICTORIES (1):** 1990 Benson & Hedges Malaysian Open (Asia)

## GLEN DAY...continued

**BEST 1998 FINISHES:** 2--MCI Classic; T2--THE PLAYERS Championship; 3--FedEx St. Jude Classic; T3--Freeport-McDermott Classic; T4--Bell Canadian Open; T6--Phoenix Open.

**1998 SEASON:** Said of his finest of five PGA TOUR seasons: "Confidence breeds confidence"... was that type of year from start to finish... missed only five cuts in 26 appearances... was under-par in his first nine rounds of the season, streak that produced T24 at Bob Hope Chrysler and T6 at Phoenix Open... made five of first seven cuts and was 50th on the money list heading to THE PLAYERS Championship... eagle-2 on 18th hole of TPC at Sawgrass produced a 6-under-par 66 that gave him the 18-hole lead... struggled with a second-round 73, but came back with 70 and was second through 54 holes... closing 71 secured runner-up spot and largest paycheck of career, \$352,000... one week later, birdied eight of his first 12 holes and shot an 8-under 64 for two-stroke lead at the Freeport-McDermott Classic... slipped with 75 in round two, but 69-71 on weekend was good for T3 and \$81,600... was not eligible for Masters Tournament, but resumed solid play two weeks later at MCI Classic... rounds of 67-67-72 had him among top five through each round... final-round 67 brought his second runner-up finish of season, seven strokes behind Davis Love III... \$205,200 paycheck at MCI gave him total of \$638,800 in three consecutive performances and moved him to fifth on money list with \$753,806... recorded his second-best finish in a major with T23 at U.S. Open... birdied first four holes at PGA Championship, was 5-under through 14 holes before double-bogey at 15 and bogey at 18 produced second-place 68 in opening round... eventually finished T29 at Sahalee CC... opened 69-64, good for third place through 36 holes at FedEx St. Jude Classic... closed 72-65 to finish third in Memphis... third-round 64 jumped him from 49th to fifth at Bell Canadian Open... final-round 71 produced T4 at Glen Abbey GC... 70-67 start earned share of lead at National Car Rental Golf Classic at Walt Disney World Resort... after Saturday 68, trailed by three before slipping to T18 with Sunday 75... closed year with T8 at THE TOUR Championship... ranked 12th in putting (1.747) and seventh in third-round scoring average (69.62).

**CAREER HIGHLIGHTS:** Placed 45th on money list in rookie season and has not fallen out of top 100 in earnings since... finished third in first-year earnings in 1994, behind Ernie Els and Mike Heinen... opened with season-low 64 on way to runner-up finish at Anheuser-Busch Classic, three strokes behind winner Mark McCumber... tied for ninth at Canon Greater Hartford Open that same year, making two holes-in-one at TPC at River Highlands... posted career-low round of 62 in first round of 1995 FedEx St. Jude Classic before finishing 21st... best finish of 1996 came at Motorola Western Open, where he shot 70-71-69-69--279 to tie for fourth... first half of 1997 was productive as he made 12 of 14 cuts before June 1... was T9 at AT&T Pebble Beach National Pro-Am, T10 at MasterCard Colonial, Memorial Tournament and Walt Disney World/Oldsmobile Classic... shared first-round lead at Memorial after an opening 66... first earned membership on PGA TOUR by finishing 11th at 1993 Qualifying Tournament... 1987 and 1988 All-American at Oklahoma.

**PERSONAL:** Made first foray into golf-course design business with Salem Glen, near Winston-Salem, NC... credits grandfather with encouraging his pursuit of golf career... grandfather co-signed loan so Glen could play in Asia and Europe... has pictures of his children on buttons he wears on his cap while playing.

CAREER SUMMARY				PLAYOFF RECORD: 0-0					
Year	Events Played	Cuts Made	1st	2nd	3rd	Top 10	Top 25	Earnings	Rank
1994	30	18		1		4	10	\$357,236	45
1995	32	15				1	8	\$201,809	91
1996	27	19				2	9	\$298,131	73
1997	29	14				4	6	\$248,323	98
1998	26	21		2	2	6	13	\$1,283,416	15
Total	144	87		3	2	17	46	\$2,388,915	107

NIKE TOUR SUMMARY									
Year	Events Played	Cuts Made	1st	2nd	3rd	Top 10	Top 25	Earnings	Rank
1990	1								
1992	1	1					1	\$1,116	220
1993	3	2					1	\$2,816	168
Total	5	3					2	\$3,932	
COMBINED TOTAL MONEY:								\$2,392,848	

**1999 PGA TOUR CHARITY TEAM:** Buick Challenge

TOP TOURNAMENT SUMMARY						
YEAR	93	94	95	96	97	98
U.S. Open		CUT	CUT			T23
British Open Championship	CUT				CUT	CUT
PGA Championship		T15	CUT	T41	CUT	T29
THE PLAYERS Championship			CUT	CUT	61	T2
THE TOUR Championship						T18

## GLEN DAY...continued


### 1998 PGA TOUR STATISTICS

Scoring Average	70.08	(18)
Driving Distance	272.3	(71T)
Driving Accuracy Percentage	71.5	(66)
Total Driving	137	(32)
Greens in Regulation Pct.	66.0	(74T)
Putting Average	1.747	(12T)
Sand Save Percentage	52.6	(85T)
Eagles (Holes per)	207.0	(52)
Birdies Average	3.77	(14T)
All-Around Ranking	392	(17)

### MISCELLANEOUS STATISTICS

Scoring Average Before Cut	70.58	(24T)
Scoring Average 3rd Round	69.62	(7)
Scoring Average Final Round	70.71	(41T)
Birdies Conversion %	32.2	(11T)
Par Breakers	21.4	(13T)

1998 Low Round: 64: 3 times, most recent 1998 Bell Canadian Open/3  
 Career Low Round: 62: 1995 FedEx St. Jude Classic/1  
 Career Largest Paycheck: \$352,000: 1998 THE PLAYERS Championship/T2



## CLARK DENNIS

**EXEMPT STATUS:** 75th on 1998 money list

**FULL NAME:** Clark Sherwood Dennis

**HEIGHT:** 5' 11"

**WEIGHT:** 180

**BIRTHDATE:** February 14, 1966

**BIRTHPLACE:** Ft. Worth, TX

**RESIDENCE:** Houston, TX; plays out of Mira Vista CC

**FAMILY:** Wife, Vickie; Clark William (8/21/95), Thomas Alexander (9/16/97)

**COLLEGE:** University of Arkansas

**SPECIAL INTEREST:** Fishing

**TURNED PROFESSIONAL:** 1986

**BEST CAREER FINISH:** T3--1990 Hawaiian Open, 1998 Kemper Open

**NIKE TOUR VICTORIES (1):** 1993 NIKE Bakersfield Open.

**BEST 1998 PGA TOUR FINISHES:** T3--Kemper Open; T9--GTE Byron Nelson Classic, Motorola Western Open; T10--BellSouth Classic.

**BEST 1998 NIKE TOUR FINISHES:** T25--NIKE Shreveport Open.

**1998 SEASON:** Enjoyed his best season in 11 years on the PGA TOUR...his four top-10s matched his career total...was 77th on the TOUR money list with \$401,440...all of his top-10 finishes came in May and June...posted his first top-10--T10--at BellSouth Classic, crafted largely on the strength of a second-round 65...opened 67-72 and matched low round of the day with third-round 63 en route to GTE Byron Nelson Classic T9...the following week, posted three consecutive 68s before closing with a 71 for T14 at MasterCard Colonial...earned \$154,550 during that stretch and moved to 65th on money list...two weeks later, opened 70-65-70 and was within four of the lead through 54 holes at Kemper Open...final-round 73 good for T3, matching his best career TOUR finish...was his first top-three finish since T3 at 1990 Hawaiian Open...\$90,000 payday largest of career...next appearance was at Motorola Western Open, where final-round 68 moved him from 18th place to T9...earnings of \$139,425 for those two events lifted him to 54th on money list and secured his card for 1999...ranked 11th in driving accuracy (77.4%).

**CAREER HIGHLIGHTS:** Earned \$289,065 in 1994, which enabled him to retain playing privileges for first time in five tries with a 65th-place finish on money list...highlight of year was T6 at U.S. Open, where he collected \$49,485 after 1-under-par 283 at Oakmont CC...the following week, finished T9 at Canon Greater Hartford Open, where an opening 65 had him in four-way tie for lead...lost exempt status in 1995 and spent most of his time on NIKE TOUR in 1996 and 1997...flirted with golf history in 1997, when he fired a final-round 11-under-par 60 at NIKE St. Louis Golf Classic...missed 18-foot birdie putt on final hole that would have given him 59...winner of 1993 NIKE Bakersfield Open, defeating Jim Furyk and Sonny Skinner in playoff...winner of 1992-93 Newport Classics, 1988 Nevada Open and 1983 Texas State Junior Championship.



## CLARK DENNIS...continued

### CAREER SUMMARY

PLAYOFF RECORD: 0-0

Year	Events Played	Cuts Made	1st	2nd	3rd	Top 10	Top 25	Earnings	Rank
1987	1	1						\$1,040	288
1988	3	1						\$1,027	308
1989	3	1						\$6,281	227
1990	33	11			1	1	3	\$103,721	136
1991	30	10					5	\$57,720	170
1992	6	2						\$12,935	227
1993	2	2						\$6,050	259
1994	30	22				3	9	\$289,065	65
1995	33	12					3	\$92,077	165
1996	4	1						\$2,775	348
1997	1								
1998	26	14			1	4	8	\$401,440	75
Total	172	77			2	8	28	\$974,131	229

### NIKE TOUR SUMMARY

Year	Events Played	Cuts Made	1st	2nd	3rd	Top 10	Top 25	Earnings	Rank
1991	1	1						\$669	279
1992	2								
1993	16	12	1		1	5	10	\$64,779	22
1996	16	10				1	5	\$17,228	94
1997	26	18			2	7	13	\$89,521	21
1998	1	1					1	\$1,748	209
Total	62	42	1		3	13	29	\$173,944	
COMBINED TOTAL MONEY:								\$1,148,075	

1999 PGA TOUR CHARITY TEAM: GTE Byron Nelson Classic

### TOP TOURNAMENT SUMMARY

YEAR	88	89	90	94	95	98
Masters Tournament					CUT	
U.S. Open	CUT	T43		T6	CUT	
PGA Championship						CUT
THE PLAYERS Championship			CUT		T61	

### 1998 PGA TOUR STATISTICS

Scoring Average	71.10	(81T)
Driving Distance	265.4	(146T)
Driving Accuracy Percentage	77.4	(11)
Total Driving	157	(49T)
Greens in Regulation Pct.	67.4	(33T)
Putting Average	1.790	(104)
Sand Save Percentage	53.6	(71T)
Eagles (Holes per)	225.0	(65T)
Birdies Average	3.55	(50T)
All-Around Ranking	561	(43)

### 1998 NIKE TOUR STATISTICS

Driving Distance	274.1	(N/A)
Driving Accuracy Percentage	69.6	(N/A)
Total Driving		(N/A)
Greens in Regulation Pct.	66.7	(N/A)
Putting Average	1.833	(N/A)
Sand Save Percentage	80.0	(N/A)
Birdies Average	3.25	(N/A)

### MISCELLANEOUS STATISTICS

Scoring Average Before Cut	71.31	(93T)
Scoring Average 3rd Round	70.93	(75T)
Scoring Average Final Round	70.31	(20)
Birdies Conversion %	29.2	(77T)
Par Breakers	20.1	(55T)
1998 Low Round:	63:	2 times, most recent 1998 GTE Byron Nelson Classic/3
Career Low Round:	63:	2 times, most recent 1998 GTE Byron Nelson Classic/3
Career Largest Paycheck:	\$90,200:	1998 Kemper Open/T3

### MISCELLANEOUS STATISTICS

Scoring Average Before Cut	72.00	(N/A)
Scoring Average 3rd Round	70.00	(N/A)
Scoring Average Final Round	74.00	(N/A)
Birdies Conversion %	27.1	(N/A)
Par Breakers	18.1	(N/A)
1998 Low Round:	70:	1998 NIKE Shreveport Open/3
Career Low Round:	60:	1997 NIKE St. Louis Classic/4
Career Largest Paycheck:	\$27,000:	1993 NIKE Bakersfield Open/1



## CHRIS DiMARCO

**EXEMPT STATUS:** 111th on 1998 money list  
**FULL NAME:** Christian Dean DiMarco  
**HEIGHT:** 6' 0" **WEIGHT:** 180  
**BIRTHDATE:** August 23, 1968 **BIRTHPLACE:** Huntington, NY  
**RESIDENCE:** Orlando, FL; plays out of Heathrow CC  
**FAMILY:** Wife, Amy; Cristian Alexander (2/11/96); Amanda Elizabeth (1/28/98)  
**COLLEGE:** University of Florida  
**SPECIAL INTERESTS:** Family, sports  
**TURNED PROFESSIONAL:** 1990

**BEST CAREER FINISH:** T3--1994 Deposit Guaranty Golf Classic.

**NIKE TOUR VICTORIES (1):** 1997 NIKE Ozarks Open.

**BEST 1998 PGA TOUR FINISHES:** T9--Bell Canadian Open, B.C. Open.

**1998 SEASON:** Most consistent of his four PGA TOUR seasons...made the cut in more than half the events he entered and finished in the top-10 on two occasions...rounds of 73-65-71-73 produced Bell Canadian Open T9...was his first TOUR top-10 since T6 at 1994 Sprint International...entered the week 124th on money list but moved to No. 108 with \$57,200 paycheck...opened with 66 to take first-round lead at the next week's B.C. Open...followed with 70-72-72 for second consecutive T9...earned \$34,714 and moved to 103 on money list, securing his card...shot a career-best 8-under-par 63 to grab share of 36-hole lead at Greater Vancouver Open...72-74 on weekend dropped him to T28...68-65 start at Kemper Open earned second-place position after 36 holes...a Saturday 70 dropped him to third and closing 79 to T14...ranked seventh in eagles with 13.

**CAREER HIGHLIGHTS:** Rookie year on TOUR in 1994 an impressive one as he finished eighth in first-year earnings...back-to-back top-10s--tie for third at Deposit Guaranty Golf Classic and fourth at New England Classic--helped him retain exempt status...earlier that year, was T7 at Freeport-McMoRan Classic and T6 at the Sprint International...parlayed ninth-place finish on 1993 NIKE TOUR money list with \$90,687 into 1994 TOUR success...NIKE TOUR also his springboard to 1998 PGA TOUR...in 1997, won NIKE Ozarks Open and had seven other top-10 finishes to place third on NIKE TOUR money list...winner of Canadian Order of Merit in 1992, year in which he led Canadian Tour with 69.52 stroke average...NIKE TOUR member in 1991, finishing No. 53 with \$23,333...played in 1989 Beatrice Western Open as an amateur and finished T43...NCAA All-American in 1990...SEC Player of the Year 1990...All-SEC 1989-90...winner of 1989 SEC Championship.

**PERSONAL:** College teammate of Dudley Hart...in May 1997, participated in "Strokes Against Stroke" program, sponsored by Bayer Aspirin, and led Team Bayer with 54 birdies...traveled the NIKE TOUR in a custom-made van decorated in the colors of the Florida Gators.

CAREER SUMMARY				PLAYOFF RECORD: 0-0					
Year	Events Played	Cuts Made	1st	2nd	3rd	Top 10	Top 25	Earnings	Rank
1989(Am.)	1	1							
1990	1								
1992	1								
1994	29	16			1	4	5	\$216,839	85
1995	33	13					3	\$74,698	174
1996	5	3						\$18,678	245
1998	31	17				2	5	\$260,334	111
Total	101	50			1	6	13	\$570,549	278

NIKE TOUR SUMMARY									
Year	Events Played	Cuts Made	1st	2nd	3rd	Top 10	Top 25	Earnings	Rank
1991	29	13				4	7	\$23,333	53
1992	1								
1993	29	19		2		10	15	\$90,687	9
1994	1	1						\$460	276
1996	1								
1997	27	23	1	2	1	8	15	\$135,513	3
Total	88	56	1	4	1	22	37	\$249,993	
COMBINED TOTAL MONEY:								\$820,542	

**1999 PGA TOUR CHARITY TEAM:** Buick Invitational

## CHRIS DiMARCO...continued

### TOP TOURNAMENT SUMMARY

YEAR	95	98
U.S. Open		T32
THE PLAYERS Championship	CUT	


### 1998 PGA TOUR STATISTICS

Scoring Average	71.18	(93T)
Driving Distance	271.8	(76)
Driving Accuracy Percentage	68.3	(111T)
Total Driving	187	(97T)
Greens in Regulation Pct.	66.4	(59T)
Putting Average	1.786	(91T)
Sand Save Percentage	49.1	(133T)
Eagles (Holes per)	132.9	(10)
Birdies Average	3.23	(115)
All-Around Ranking	688	(80)

### MISCELLANEOUS STATISTICS

Scoring Average Before Cut	71.17	(72T)
Scoring Average 3rd Round	71.00	(83T)
Scoring Average Final Round	72.24	(149T)
Birdies Conversion %	27.0	(143T)
Par Breakers	18.7	(100T)

1998 Low Round: 63: 1998 Greater Vancouver Open/2  
 Career Low Round: 63: 1998 Greater Vancouver Open/2  
 Career Largest Paycheck: \$57,200: 1998 Bell Canadian Open/T9



## TREVOR DODDS

**EXEMPT STATUS:** 1998 tournament winner (through 2000)

**FULL NAME:** Trevor George Dodds

**HEIGHT:** 6' 1"

**BIRTHDATE:** September 26, 1959

**RESIDENCE:** St. Louis, MO

**FAMILY:** Wife, Kris; Audrey (2/11/96)

**COLLEGE:** Lamar University (General Business and Industrial Engineering)

**SPECIAL INTERESTS:** Books, sports

**TURNED PROFESSIONAL:** 1985

**WEIGHT:** 195

**BIRTHPLACE:** Windhoek, Southwest Africa  
(Namibia)

**Q SCHOOL:** 1985, 1986, 1988, 1992

**TOUR VICTORIES (1):** 1998 Greater Greensboro Chrysler Classic

**NIKE TOUR VICTORIES (2):** 1990 Kansas City Classic. 1997 NIKE Miami Valley Open

**BEST 1998 FINISHES:** 1--Greater Greensboro Chrysler Classic; 3--United Airlines Hawaiian Open; T8--Freeport-McDermott Classic; T10--BellSouth Classic.

**1998 SEASON:** Highlighted recovery from testicular cancer by earning his first PGA TOUR victory at Greater Greensboro Chrysler Classic...nominated for Comeback Player of the Year after season that included not only Greensboro win but also three other top-10s and seven top-25s...finished the year 33rd on the money list with \$791,340, both career bests...stood three off 54-hole lead at Greensboro after rounds of 68-69-70...trailed by two as he stood on 18th tee at Forest Oaks CC...almost holed approach shot, then sank birdie putt to move to within one of Bob Estes with closing 69...Estes bogeyed the final two holes, while Scott Verplank rolled in 30-foot birdie on 18 for 72 that forced a playoff...Trevor defeated Verplank with two-putt par from eight feet on first extra hole...victory was worth \$396,000, while his career earnings total entering 1998 season was \$495,866...prior to win, rounds of 65-70-65-68 produced T3 at United Airlines Hawaiian Open...opened with 67 on way to T8 at Freeport-McDermott Classic...next appearance after winning, closed with a 66 for T10 at BellSouth Classic...shared first-round lead at Memorial Tournament with 66...closed 72-72-75 for T38.

**CAREER HIGHLIGHTS:** Struggled to retain exempt status on PGA TOUR eight of the nine times he had it since 1986, but found success in late 1990s on Canadian Tour and on NIKE TOUR...won 1997 NIKE Miami Valley Open and added eight more top-10 finishes to place fifth on NIKE TOUR money list, earning a spot on PGA TOUR for 1998...named NIKE TOUR Player of the Month in June 1997...won 1990 NIKE Deer Creek Open...on Canadian Tour, won 1995 Canadian PGA Championship, 1995 Xerox Manitoba Open, 1996 Henry Singer Alberta Open, 1996 Ed-Tel Classic, 1996 Infiniti Classic and 1996 Canadian Open...finished first on Canadian Tour Order of Merit in 1995 and 1996...has played golf around the world, also playing on professional tours in South

## TREVOR DODDS...continued

Africa, Asia, Europe and Japan...represented Namibia in 1997 World Cup of Golf...prior to winning at Greensboro, best finish on TOUR was T3 at 1993 AT&T Pebble Beach National Pro-Am.

**PERSONAL:** Diagnosed with testicular cancer in summer of 1997... "My illness, my cancer, made me change my approach a lot about life. In a sense, I put golf in the proper place," he said about winning his fight against cancer...battled former college foes Scott Verplank and Bob Estes in claiming his first TOUR victory.

CAREER SUMMARY				PLAYOFF RECORD: 1-0					
Year	Events Played	Cuts Made	1st	2nd	3rd	Top 10	Top 25	Earnings	Rank
1985	1								
1986	22	10						\$14,694	190
1987	30	12				1	3	\$46,646	155
1988	5	2					1	\$16,179	202
1989	21	12					3	\$47,086	166
1990	8	6				2	3	\$74,544	153
1991	28	15					2	\$57,786	169
1993	30	13			1	1	2	\$119,436	126
1994	29	10				1	1	\$92,734	160
1995	3	2					1	\$20,122	239
1996	2	1						\$6,638	301
1998	29	18	1		1	4	7	\$791,340	33
Total	208	101	1		2	9	23	\$1,287,206	197

NIKE TOUR SUMMARY									
Year	Events Played	Cuts Made	1st	2nd	3rd	Top 10	Top 25	Earnings	Rank
1990	5	4	1			1	1	\$22,055	46
1991	1	1					1	\$1,443	202
1992	24	17		1		6	10	\$46,938	28
1995	2								
1996	1	1						\$1,423	202
1997	16	14	1		3	9	11	\$130,983	5
Total	49	37	2	1	3	16	23	\$202,842	
COMBINED TOTAL MONEY:								\$1,490,048	

**1999 PGA TOUR CHARITY TEAM:** Bell Canadian Open

PGA TOUR TOP TOURNAMENT SUMMARY			
YEAR	90	94	98
U.S. Open	CUT	CUT	CUT
British Open Championship			T57
PGA Championship			T62
THE PLAYERS Championship	CUT	CUT	

**NATIONAL TEAMS:** World Cup, 1997

1998 PGA TOUR STATISTICS		
Scoring Average	71.11	(83T)
Driving Distance	274.8	(47T)
Driving Accuracy Percentage	64.2	(166)
Total Driving	213	(131T)
Greens in Regulation Pct.	66.0	(74T)
Putting Average	1.763	(32T)
Sand Save Percentage	41.0	(182)
Eagles (Holes per)	327.6	(115)
Birdies Average	3.41	(75T)
All-Around Ranking	774	(109)

MISCELLANEOUS STATISTICS		
Scoring Average Before Cut	71.52	(114)
Scoring Average 3rd Round	72.11	(160T)
Scoring Average Final Round	70.94	(62T)
Birdies Conversion %	29.4	(71T)
Par Breakers	19.2	(86T)
1998 Low Round:	65:	3 times, most recent 1998 GTE Byron Nelson Classic/3
Career Low Round:	63:	1987 Buick Open/3
Career Largest Paycheck:	\$396,000:	1998 Greater Greensboro Chrysler Classic/1



## JOE DURANT *(due-RANT)*

**EXEMPT STATUS:** 100th on 1997 money list  
**FULL NAME:** Joseph Scott Durant  
**HEIGHT:** 5' 10" **WEIGHT:** 170  
**BIRTHDATE:** April 7, 1964 **BIRTHPLACE:** Pensacola, FL  
**RESIDENCE:** Molino, FL; plays out of Steelwood GC  
**FAMILY:** Wife, Tracey; Connor (8/4/91), Joseph Hayes (2/27/98)  
**COLLEGE:** Huntingdon (AL) College (1987, Marketing)  
**SPECIAL INTERESTS:** Sports, reading, music  
**TURNED PROFESSIONAL:** 1987 **Q SCHOOL:** 1992

**TOUR VICTORIES (1):** 1998 Motorola Western Open

**NIKE TOUR VICTORIES (1):** 1996 NIKE Mississippi Gulf Coast Classic

**BEST 1998 FINISHES:** 1--Motorola Western Open; T7--NEC World Series of Golf.

**1998 SEASON:** Became the fifth of eight first-time winners on the PGA TOUR with victory at the Motorola Western Open...win, which came in his third season on TOUR, was the fourth top-10 of his career and best finish since T5 at 1997 Honda Classic...stood one stroke off first-round lead after opening 68...followed with 67, good for one-stroke lead over Vijay Singh...was four strokes back through 54 holes after third-round 70...shot 66 for 17-under-par 271 and two-stroke victory over Singh...broke tie with Singh with birdies at Nos. 14, 15 and 17...victory, worth \$396,000, more than doubled his career earnings...prior to win, best 1998 finish was T12 at Shell Houston Open in May...following win, closed 69-65 for T16 at Canon Greater Hartford Open...65 was his low round of year...opened 71-67-67 before finishing T12 at FedEx St. Jude Classic...posted Sunday 66 to move from 14th to seventh place at NEC World Series of Golf, earning \$72,563...ranked sixth in driving accuracy (78.4%).

**CAREER HIGHLIGHTS:** Enjoyed little success in 1993, his first year on PGA TOUR...made only two cuts and earned \$4,055 in 18 events...competed on the NIKE TOUR the next three years, improving his position on money list each season...made successful return to PGA TOUR in 1997, finishing 100th on the money list on the strength of three top-10 finishes and stretch of 14 cuts made in 15 tournaments to close the season...best performances were tie for fifth at Honda Classic, tie for seventh at Walt Disney World/Oldsmobile Classic and tie for ninth at United Airlines Hawaiian Open...led the TOUR in total driving that year...on NIKE TOUR, finished 71st on money list in 1994 with one top-10 finish; 20th in 1995 with seven top-10 finishes, including tie for second at NIKE Sonoma County Open; third in 1996 with four finishes in top three...won 1996 NIKE Mississippi Gulf Coast Classic by one stroke over Dave Rummells and Brett Quigley...earned \$159,386 for year and spot on PGA TOUR in 1997...three-time NAIA All-American and medalist at 1987 NAIA Championship while at Huntingdon College...1992 T.C. Jordan Tour Player of the Year.

**PERSONAL:** Took six months away from golf after 1991 NIKE TOUR season...got license to sell insurance, but sold no policies...also took job at golf equipment retail house, filling orders and stacking boxes...before returning to golf, received lecture from wife Tracey about changing his outlook (had been negative thinker on golf course).

PGA TOUR CAREER SUMMARY							PLAYOFF RECORD: 0-0		
Year	Events Played	Cuts Made	1st	2nd	3rd	Top 10	Top 25	Earnings	Rank
1987	1								
1993	18	2						\$4,055	279
1997	31	19				3	7	\$240,936	100
1998	24	15	1			2	6	\$651,803	43
Total	74	36	1			5	13	\$896,794	239

NIKE TOUR SUMMARY									
Year	Events Played	Cuts Made	1st	2nd	3rd	Top 10	Top 25	Earnings	Rank
1990	4	3						\$1,930	166
1991	27	16				1	6	\$16,095	67
1992	5	4				1	3	\$7,025	122
1993	11	4				1	1	\$6,398	127
1994	24	12				1	8	\$20,340	71
1995	27	20		1		7	12	\$81,697	20
1996	27	23	1	1	2	8	17	\$159,386	3
Total	125	82	1	2	2	19	47	\$292,871	
COMBINED TOTAL MONEY:								\$1,189,664	

**1999 PGA TOUR CHARITY TEAM:** Air Canada Championship



## JOE DURANT...continued

### TOP TOURNAMENT SUMMARY

YEAR	97	98
U.S. Open		T32
British Open Championship		CUT
PGA Championship		T40
THE PLAYERS Championship	CUT	CUT

### 1998 PGA TOUR STATISTICS

Scoring Average	70.87	(56)
Driving Distance	268.9	(108T)
Driving Accuracy Percentage	78.4	(6)
Total Driving	114	(13)
Greens in Regulation Pct.	67.4	(33T)
Putting Average	1.785	(88T)
Sand Save Percentage	55.0	(48T)
Eagles (Holes per)	203.1	(49)
Birdies Average	3.39	(81T)
All-Around Ranking	469	(26T)

### MISCELLANEOUS STATISTICS

Scoring Average Before Cut	71.35	(98)
Scoring Average 3rd Round	71.88	(150)
Scoring Average Final Round	71.00	(68T)
Birdies Conversion %	28.6	(93T)
Par Breakers	19.3	(82T)

1998 Low Round: 65: 1998 Canon Greater Hartford Open/4  
 Career Low Round: 65: 2 times, most recent 1998 Canon Greater Hartford Open/4  
 Career Largest Paycheck: \$396,000: 1998 Motorola Western Open/1



## DAVID DUVAL (due-VAHL)

**EXEMPT STATUS:** 1998 four-time tournament winner (through 2003)

**FULL NAME:** David Robert Duval

**HEIGHT:** 6' 0"

**WEIGHT:** 180

**BIRTHDATE:** November 9, 1971

**BIRTHPLACE:** Jacksonville, FL

**RESIDENCE:** Jacksonville Beach, FL

**FAMILY:** Single

**COLLEGE:** Georgia Tech

**SPECIAL INTERESTS:** Reading, fly fishing, surfing, skiing, baseball

**TURNED PROFESSIONAL:** 1993

**TOUR VICTORIES (7):** 1997 Michelob Championship at Kingsmill, Walt Disney World/Oldsmobile Classic, THE TOUR Championship, 1998 Tucson Chrysler Classic, Shell Houston Open, NEC World Series of Golf, Michelob Championship at Kingsmill

**NIKE TOUR VICTORIES (2):** 1993 NIKE Wichita Open, NIKE TOUR Championship

**BEST 1998 FINISHES:** 1--Tucson Chrysler Classic, Shell Houston Open, NEC World Series of Golf, Michelob Championship at Kingsmill; T2--Masters Tournament; 3--Memorial Tournament; T4--Bob Hope Chrysler Classic; T6--Mercedes Championships, Buick Challenge; T7--U.S. Open, Canon Greater Hartford Open; T8--THE TOUR Championship.

**1998 SEASON:** Authored one of the finest seasons in golf history...his year, combined with Mark O'Meara's two major championship victories, triggered one of the closest races for Jack Nicklaus PGA TOUR Player of the Year honors...led the U.S. Presidents Cup Team eligibility list...earned the Byron Nelson Award and Vardon Trophy for low scoring average (69.13) and the Arnold Palmer Award for earnings (PGA TOUR record \$2,591,031)...led TOUR with four victories, part of a total of seven over a 12-month period - the most since Tom Watson won eight times over a 12-month stretch in 1979-80...among the top-10 in 12 of 23 events entered...only Tiger Woods (13 of 20) had more...in quest for victory in fourth consecutive start, began year with T6 at Mercedes Championships...closing 73 broke string of 17 consecutive rounds under par, dating to 1997 Buick Challenge...week later, was T4 at Bob Hope Chrysler Classic - his sixth consecutive top-10, also dating back to '97 Buick Challenge...during those six tournaments, played 23 of 25 rounds under par and won more than \$1.4 million...first win of 1998, at Tucson Chrysler Classic - his fourth victory in nine starts - included rounds of 66-62-68-73...62 featured two hole-out eagles from fairway...through two rounds, held seven-stroke lead over Justin Leonard, which he maintained through 54 holes...In final round, the two were tied on the 15th tee before Duval birdies on 16 and 18 and two bogeys by Leonard accounted for final four-stroke margin...20-under total broke Arnold Palmer's 54-hole tournament record of 200 set in 1967...nearly captured second win at Masters Tournament...opened 71-68 for share of 36-hole lead...74 in third-round dropped him to fifth, three back...final-round 67 made him clubhouse leader...watched O'Meara sink 18-foot birdie putt on 18th hole for one-stroke victory...next start, closing 64 earned Shell Houston Open title...matched low finish by a winner on TOUR in 1998...final round featured pair of eagles on back nine...became first multiple winner on TOUR...was fifth win in last 12 starts...\$360,000 check pushed him past \$1 million for season and to first on money list...rounds of 74-66-67-69 produced Memorial Tournament third, his sixth top-10 of season and third in five starts...rounds of 75-68-75-69 earned T7 at U.S. Open...third victory at NEC World Series of Golf lifted him over \$2 million for season and made him fastest to reach that plateau in one year...opened 69-66 for share of second-round lead...third-round 66 gave him outright lead, while closing 68 secured win...joined Calvin Peete (1982-83) as only players to win back-to-back titles at Michelob Championship

## DAVID DUVAL...continued

at Kingsmill...shared first-round lead with Phil Taturangi after opening 65...took lead for good with 67 and closed 68-68...victories came in all four seasons: winter (Tucson Chrysler Classic), spring (Shell Houston Open), summer (NEC World Series of Golf), fall (Michelob Championship)...ranked sixth in driving distance (286.8), fourth in greens in regulation (70.5%), fifth in putting average (1.732), first in birdie average (4.29) and first among par-4 birdie leaders.

**CAREER HIGHLIGHTS:** Has become one of the game's dominant players in a four-year span...finished 11th and 10th on the money list his first two years, then won his last three starts in 1997 to finish second in official earnings...1997 finish was one of the most spectacular three weeks in golf during the 1990s...won Michelob Championship at Kingsmill for his first TOUR title, followed by the Walt Disney World/Oldsmobile Classic and then THE TOUR Championship...won at Kingsmill and Disney in playoffs, then THE TOUR Championship by one stroke over Jim Furyk...the first player since Nick Price in 1993 to win three consecutive starts...first in TOUR history to win playoffs in consecutive weeks...also the first since Billy Andrade in 1991 to win his first two titles back-to-back...earned \$1,269,000 in final three starts...finished second at AT&T Pebble Beach National Pro-Am and BellSouth Classic...had seven seconds and four thirds in 86 professional starts before winning his first TOUR title...in rookie season of 1995, finished second three times - AT&T Pebble Beach National Pro-Am, Bob Hope Chrysler Classic, Memorial Tournament - and closed season with eight top-10s and a then-rookie earnings record of \$881,436...sophomore season was even stronger, with two second-place finishes, three thirds and nearly \$1 million in earnings...finished 11th on 1993 NIKE TOUR money list despite playing in only nine events...won NIKE Wichita Open and NIKE TOUR Championship...as an amateur, held two-stroke lead through 54 holes at 1992 BellSouth Classic before closing with 79 and finishing T13...while at Georgia Tech, joined Gary Hallberg and Phil Mickelson as the only four-time Division I first-team All-Americans...Collegiate Player of the Year and winner of Dave Williams Award in 1993.

**PERSONAL:** Father Bob is a SENIOR PGA TOUR standout...David caddied for his dad at 1996 Transamerica, Bob's first SENIOR TOUR event...wears sunglasses on the golf course due to an eye condition that causes sensitivity to light

PGA TOUR CAREER SUMMARY						PLAYOFF RECORD: 2-0				
Year	Events Played	Cuts Made	1st	2nd	3rd	Top 10	Top 25	Earnings	Rank	
1990(Am.)	1	1								
1992(Am.)	5	2					2			
1993	5	4					1	\$27,181	201	
1994	6	4				1	1	\$44,006	195	
1995	26	20		3	1	8	14	\$881,436	11	
1996	23	16		2	3	6	11	\$977,079	10	
1997	29	21	3	2		7	14	\$1,885,308	2	
1998	23	19	4	1	1	12	17	\$2,591,031	1	
Total	118	87	7	8	5	34	60	\$6,406,041	24	

NIKE TOUR SUMMARY									
Year	Events Played	Cuts Made	1st	2nd	3rd	Top 10	Top 25	Earnings	Rank
1993	9	8	2		1	5	6	\$85,882	11
1994	22	17		1	3	10	15	\$126,430	8
Total	31	25	2	1	4	15	21	\$212,312	
COMBINED TOTAL MONEY:								\$6,618,353	

1999 PGA TOUR CHARITY TEAM: Michelob Championship at Kingsmill

TOP TOURNAMENT SUMMARY							
YEAR	90	92	95	96	97	98	
Masters Tournament				T18	CUT	T2	
U.S. Open	T56	CUT	T28	T67	T48	T7	
British Open Championship			T20	T14	T33	T11	
PGA Championship			CUT	T41	T13	CUT	
THE PLAYERS Championship			CUT	T4	T43	T18	
THE TOUR Championship			T9	T15	1	T8	

NATIONAL TEAMS: Walker Cup, 1991; The Presidents Cup (2), 1996, 1998

1998 PGA TOUR STATISTICS				MISCELLANEOUS STATISTICS			
Scoring Average	69.13	(1)		Scoring Average Before Cut	69.38	(1)	
Driving Distance	286.8	(6)		Scoring Average 3rd Round	69.95	(16)	
Driving Accuracy Percentage	71.9	(60T)		Scoring Average Final Round	69.63	(4)	
Total Driving	66	(2)		Birdies Conversion %	34.6	(1)	
Greens in Regulation Pct.	70.5	(4T)		Par Breakers	24.4	(1)	
Putting Average	1.732	(5T)		1998 Low Round:	62:	1998 Tucson Chrysler Classic/2	
Sand Save Percentage	49.1	(133T)		Career Low Round:	62:	2 times, most recent 1998 Tucson Chrysler Classic/2	
Eagles (Holes per)	166.0	(30)		Career Largest Paycheck:	\$720,000:	1997 THE TOUR Championship/1	
Birdies Average	4.29	(1)					
All-Around Ranking	240	(2)					



## STEVE ELKINGTON

**EXEMPT STATUS:** Winner, 1997 PLAYERS Championship (through 2007)

**FULL NAME:** Stephen John Elkington

**HEIGHT:** 6' 2"

**WEIGHT:** 190

**BIRTH DATE:** December 8, 1962

**BIRTHPLACE:** Inverell, Australia

**RESIDENCE:** Sydney, Australia and Houston, TX; plays out of Champions GC

**FAMILY:** Wife, Lisa; Annie Elizabeth (3/24/95); Samuel Ross (2/25/97)

**COLLEGE:** University of Houston (1985, Recreation)

**SPECIAL INTERESTS:** Caricature drawing, fishing, hunting, gardening

**TURNED PROFESSIONAL:** 1985

**Q SCHOOL:** 1986

**TOUR VICTORIES (9):** 1990 Kmart Greater Greensboro Open. 1991 THE PLAYERS Championship. 1992 Infiniti Tournament of Champions. 1994 Buick Southern Open. 1995 Mercedes Championships, PGA Championship. 1997 Doral-Ryder Open, THE PLAYERS Championship. 1998 Buick Challenge

**INTERNATIONAL VICTORIES (2):** 1992 Australian Open (Aus). 1996 Honda Invitational (Asia).

**BEST 1999 FINISHES:** 1--Buick Challenge; 3--PGA Championship; T6--AT&T Pebble Beach National Pro-Am; 10--Sprint International.

**1998 SEASON:** Despite spending most of season fighting health problems, finished year with three consecutive top-10s, including his ninth PGA TOUR victory...rounds of 66-70-66-65 earned playoff spot with Fred Funk at the Buick Challenge...two-putted for par on first extra hole for his second Buick Challenge title...came from four strokes back to tie Funk, who had either shared or held lead in each of first three rounds...rounds of 69-69-69-67 produced PGA Championship third-place finish for first of three consecutive top-10s...was only player to shoot sub-par scores in every round...a week later, finished 10th at the Sprint International...in between, came back for final round of AT&T Pebble Beach National Pro-Am and fired closing 67 for T6...joined a returning Greg Norman to capture the Franklin Templeton Shark Shootout, Steve's third victory in the unofficial money event...prior to his late-year success, was unable to defend PLAYERS Championship title in March due to sinus surgery...was first champion unable to defend in Ponte Vedra Beach since Jerry Pate in 1983...was diagnosed with spiral meningitis the Wednesday before the GTE Byron Nelson Classic, his second bout with that disease...over 10-month stretch prior to meningitis diagnosis, suffered strained rotator cuff, strained hip and sprained foot along with seven sinus infections...also withdrew morning of second round at British Open with pinched nerve in his neck...member of victorious International Presidents Cup Team.

**CAREER HIGHLIGHTS:** First money list top-10 finish came in 1995, when he won twice and finished second twice...opened year with second Mercedes Championships title...birdied second playoff hole to defeat Bruce Lietzke...trailed Ernie Els by six strokes entering final round of PGA Championship at Riviera...shot front-nine 31 on way to final-round 64 to force playoff with Colin Montgomerie...sank 25-foot putt on first extra hole to win first major title...runner-up at Memorial Tournament and THE TOUR Championship...finished year by winning Vardon Trophy with 69.62 scoring average...reached top-10 again in 1997, thanks to two more victories...trailed David Duval by two strokes entering final round of Doral-Ryder Open before earning two-stroke victory with closing 69...three weeks later, was dominant at THE PLAYERS Championship...shot 66-69-68-69-272 to lead wire-to-wire and win by a record seven strokes over Scott Hoch...joined Jack Nicklaus and Fred Couples as the only multiple winners of THE PLAYERS Championship...first TOUR victory came at 1990 Kmart Greater Greensboro Open, where final-round 66 brought him from seven strokes back...outdueled Fuzzy Zoeller to win 1991 PLAYERS Championship...won 1992 Infiniti Tournament of Champions in playoff over Brad Faxon, one of six top-three finishes that year...made all 23 cuts in 1993...lost playoff to Rocco Mediate at Kmart Greater Greensboro Open and tied for third at Masters Tournament...missed part of 1994 season after sinus surgery, but came back to tie for seventh at PGA Championship and notch five-stroke victory at Buick Southern Open...winner of 1993 Fred Meyer Challenge with Tom Purtzer...won Shark Shootout with Raymond Floyd in 1993 and with Mark Calcavecchia in 1995...won 1980 Australia-New Zealand Amateur...winner of 1981 Australian Amateur and Doug Sanders Junior...two-time All-American at University of Houston, where teammates included Billy Ray Brown...two-time Southwest Conference champion...member of NCAA Championship teams in 1984 and 1985.

**PERSONAL:** Idol growing up was fellow Australian Bruce Devlin...is an avid gardner and accomplished caricaturist...a member of Champions GC, site of 1990, 1997 and 1999 TOUR Championships.

CAREER SUMMARY				PLAYOFF RECORD: 4-3					
Year	Events Played	Cuts Made	1st	2nd	3rd	Top 10	Top 25	Earnings	Rank
1984(Am.)	1	1							
1985(Am.)	2	2							
1985	5	5					1	\$9,897	180
1986	5	3					1	\$12,705	194
1987	35	19				2	7	\$75,738	118
1988	29	19				2	9	\$149,972	79
1989	29	21		1	1	3	9	\$231,062	61
1990	26	24	1			4	14	\$548,564	18
1991	28	17	1			4	10	\$549,120	25
1992	24	21	1	2	3	9	14	\$746,352	12
1993	23	23		1	1	8	14	\$675,383	17
1994	20	15	1			2	5	\$294,943	62

## STEVE ELKINGTON...continued

### CAREER SUMMARY...continued

Year	Events Played	Cuts Made	1st	2nd	3rd	Top 10	Top 25	Earnings	Rank
1995	21	16	2	2		7	11	\$1,254,352	5
1996	19	15		1	1	5	9	\$459,637	42
1997	17	14	2		1	3	9	\$1,320,411	8
1998	16	10	1		1	4	5	\$695,775	42
Total	300	225	9	7	8	53	118	\$7,023,912	17

### 1999 PGA TOUR CHARITY TEAM: THE TOUR Championship

YEAR	87	88	89	90	91	92	93	94	95	96	97	98
Masters Tournament					T22	T37	T3	CUT	T5	CUT	T12	30
U.S. Open			T21	T21	T55	CUT	T33		T36	T40	T24	CUT
British Open Championship				CUT	T44	T34	T48	T67	T6	CUT	CUT	WD
PGA Championship		T31	T41	CUT	T32	T18	T14	T7	1	T3	T45	3
THE PLAYERS Championship	CUT	T54	CUT	T16	1	CUT	T16	T51	W/D	T19	1	
THE TOUR Championship				10	9	T22	T23		T2		T17	

**NATIONAL TEAMS:** Presidents Cup (2), 1994, 1996; World Cup, 1994; Dunhill Cup (4), 1994, 1995, 1996, 1997.

### 1998 PGA TOUR STATISTICS

Scoring Average	70.90	(N/A)
Driving Distance	270.0	(N/A)
Driving Accuracy Percentage	70.2	(N/A)
Total Driving	1,998	(N/A)
Greens in Regulation Pct.	68.4	(N/A)
Putting Average	1.797	(N/A)
Sand Save Percentage	47.9	(N/A)
Eagles (Holes per)	202.5	(N/A)
Birdies Average	3.33	(N/A)

### MISCELLANEOUS STATISTICS

Scoring Average Before Cut	72.10	(N/A)
Scoring Average 3rd Round	70.11	(N/A)
Scoring Average Final Round	69.44	(N/A)
Birdies Conversion %	27.5	(N/A)
Par Breakers	19.0	(N/A)

**1998 Low Round:** 65: 1998 Buick Challenge/4  
**Career Low Round:** 62: 3 times, most recent 1991 Southwestern Bell/3  
**Career Largest Paycheck:** \$630,000: 1997 THE PLAYERS Championship/1



## ERNIE ELS (ELSE)

**EXEMPT STATUS:** Winner, 1997 U.S. Open (through 2007)

**FULL NAME:** Theodore Ernest Els

**HEIGHT:** 6' 3"

**WEIGHT:** 210

**BIRTHDATE:** October 17, 1969

**BIRTHPLACE:** Johannesburg, South Africa

**RESIDENCE:** Fancourt, South Africa and Orlando, FL

**FAMILY:** Single

**SPECIAL INTERESTS:** Movies, reading, sports

**TURNED PROFESSIONAL:** 1989

**JOINED TOUR:** 1994

**TOUR VICTORIES (6):** 1994 U.S. Open. 1995 GTE Byron Nelson Classic. 1996 Buick Classic. 1997 U.S. Open, Buick Classic. 1998 Bay Hill Invitational

**INTERNATIONAL VICTORIES (21):** 1992 Protea Assurance South Africa Open (SAf), Lexington PGA Championship (SAf), South African Masters (SAf), Hollard Royal Swazi Sun Classic (SAf), FNB Players' Championship (SAf), Goodyear Classic (SAf). 1993 Dunlop Phoenix Tournament (Jpn). 1994 Dubai Desert Classic (Eur), Toyota World Match Play Championship (Eur), Johnnie Walker World Championship (Eur), Sarazen World Open. 1995 Lexington South African PGA Championship (SAf), Toyota World Match Play (Eur), Bells Cup (SAf). 1996 South African Open (SAf), Toyota World Match Play (Eur), Johnnie Walker Super Tour Event, World Cup--Individual. 1997 Johnnie Walker Classic (Aus), World Cup--Individual. 1998 South African Open (SAf)

**BEST 1998 FINISHES:** 1--Bay Hill Invitational; T7--Memorial Tournament; T10--Mercedes Championships, MCI Classic.

**1998 SEASON:** First half of season was promising, but back spasms hampered him in the second half...extended to five his streak of consecutive years with a victory by winning the Bay Hill Invitational...was unable to qualify for THE TOUR Championship, breaking a four-year streak of finishing in the top 30 on the money list...victory at Bay Hill was his sixth career TOUR win...opened 67-69 to stand alone in third place through 36 holes, two strokes behind Tiger Woods and Davis Love III...rains forced 36-hole finish on Sunday, with the final threesome consisting of Woods, Love and Els...Els' third-round 65 vaulted him to a six-stroke lead, while his closing 73 was good for a four-stroke win over Bob Estes and Jeff Maggert...one week later, rounds of 71-72-70-71 produced a PLAYERS Championship T11...came back from opening 75 with rounds of 70-70-72 to finish T16 at Masters Tournament...shot

## ERNIE ELS...continued

73-68-70-68 for T10 at MCI Classic...finished T7 at Memorial Tournament with rounds of 67-72-67-73...two weeks later, at Buick Classic, back spasms forced him to withdraw during first round...played in only six tournaments over last half of season, finishing T49 at U.S. Open, T29 at British Open and T21 at PGA Championship...also was T42 at Sprint International and 19th at NEC World Series of Golf, but missed cut at Bell Canadian Open...won third South African Open by three strokes over David Frost on Feb. 8...successfully defended Dunhill Cup for South Africa, teaming with Frost and Retief Goosen to defeat Spain...following T16 at Augusta National, moved past Woods to No. 1 in world ranking...Woods regained spot following BellSouth Classic, but Ernie briefly regained top spot after GTE Byron Nelson Classic...member of victorious International Presidents Cup Team.

**CAREER HIGHLIGHTS:** Became first foreign player since Alex Smith (1906, 1910) to win U.S. Open more than once with 1997 victory at Congressional CC...trailing Tom Lehman by one stroke after 36 holes and by two after 54...final-round 69 secured victory by one stroke over Colin Montgomerie...successfully defended Buick Classic title the following week in wire-to-wire fashion...first repeat wire-to-wire winner since Tom Watson won 1979-80 Tournaments of Champions...won 1994 U.S. Open in a playoff over Loren Roberts and Colin Montgomerie...held two-stroke lead entering final round, but closed with a 73...Montgomerie was eliminated from 18-hole playoff after 78...Els and Roberts each shot 74, and Ernie won with a 4 on 20th hole...earned second title at 1995 GTE Byron Nelson Classic on strength of second-round 61, the course record at Cottonwood Valley...his 263 total broke Sam Snead's 38-year-old tournament record...at 1995 PGA Championship at Riviera, equaled 36-hole tournament record with 131 and set 54-hole record with 197...held three-stroke lead entering final round, but shot 72 to finish two strokes out of Steve Elkington-Colin Montgomerie playoff...tied for fifth at 1996 U.S. Open and tied for second at 1996 British Open...in 1993, became first player to record four rounds in 60s at British Open, finishing T6...won six events on South African Tour in 1992...joined Gary Player that year as the only players to win South African Open, South Africa PGA and South African Masters in same year...won three consecutive Toyota World Match Play Championships (1994-96)...was 3-1-1 as member of International Team in 1996 Presidents Cup...defeated Phil Mickelson for Optimist Junior World title in San Diego.

**PERSONAL:** Started playing golf at age nine...an accomplished junior tennis player, turned full attention to golf at age 14...nickname is "Big Easy."

CAREER SUMMARY				PLAYOFF RECORD: 1-0					
Year	Events Played	Cuts Made	1st	2nd	3rd	Top 10	Top 25	Earnings	Rank
1990	1								
1991	1	1						\$2,647	274
1992	3	2						\$18,420	213
1993	6	2				1	1	\$38,185	190
1994	11	10	1	1		4	6	\$684,440	19
1995	18	14	1	1	2	6	10	\$842,590	14
1996	18	17	1	1		6	11	\$906,944	14
1997	19	15	2	1		7	11	\$1,243,008	9
1998	15	12	1			4	8	\$763,783	36
Total	92	73	6	4	2	28	47	\$4,500,017	59

NIKE TOUR SUMMARY									
Year	Events Played	Cuts Made	1st	2nd	3rd	Top 10	Top 25	Earnings	Rank
1991	8	5				1	2	\$6,143	123
Total	8	5				1	2	\$6,143	
COMBINED TOTAL MONEY:								\$4,506,160	

**1999 PGA TOUR CHARITY TEAM:** Greater Greensboro Chrysler Classic

TOP TOURNAMENT SUMMARY									
YEAR	89	92	93	94	95	96	97	98	
Masters Tournament				T8	CUT	T12	T17	T16	
U.S. Open			T7	1	CUT	T5	1	T49	
British Open Championship	CUT	T5	T6	T24	T11	T2	T10	T29	
PGA Championship		CUT	CUT	T25	T3	T61	T53	T21	
THE PLAYERS Championship			CUT	T45	T68	T8	T10	T11	
THE TOUR Championship				T17	T16	T6	T26		

**NATIONAL TEAMS:** Dunhill Cup (7), 1992, 1993, 1994, 1995, 1996, 1997, 1998; World Cup (4), 1992, 1993, 1996, 1997; Presidents Cup (2), 1996, 1998.

1998 PGA TOUR STATISTICS		
Scoring Average	69.71	(8)
Driving Distance	275.4	(42)
Driving Accuracy Percentage	67.5	(120T)
Total Driving	162	(55T)
Greens in Regulation Pct.	64.6	(104T)
Putting Average	1.779	(71T)
Sand Save Percentage	50.7	(108T)
Eagles (Holes per)	144.0	(15T)
Birdies Average	3.10	(140T)
All-Around Ranking	608	(55T)

MISCELLANEOUS STATISTICS		
Scoring Average Before Cut	71.31	(93T)
Scoring Average 3rd Round	70.55	(49)
Scoring Average Final Round	70.73	(45)
Birdies Conversion %	27.7	(119T)
Par Breakers	17.9	(127T)
1998 Low Round:	65:	1998 Bay Hill Invitational/3
Career Low Round:	61:	1995 GTE Byron Nelson Classic/2
Career Largest Paycheck:	\$465,000:	1997 U.S. Open/1





## BOB ESTES

**EXEMPT STATUS:** 28th on 1998 money list

**FULL NAME:** Bob Alan Estes

**HEIGHT:** 6' 1"

**BIRTHDATE:** February 2, 1966

**RESIDENCE:** Austin, TX; plays out of The Hills CC, near Austin

**FAMILY:** Single

**COLLEGE:** University of Texas

**SPECIAL INTERESTS:** Music, hunting

**TURNED PROFESSIONAL:** 1988

**WEIGHT:** 175

**BIRTHPLACE:** Graham, TX

**Q-SCHOOL:** 1988

**TOUR VICTORIES (1):** 1994 Texas Open

**BEST 1998 FINISHES:** T2--Bay Hill Invitational; 3--Greater Greensboro Chrysler Classic; 4--FedEx St. Jude Classic; T5--Greater Vancouver Open; T6--Nissan Open; T7--Honda Classic; T8--Freeport-McDermott Classic.

**1998 SEASON:** Returned to THE TOUR Championship for first time in four years...season rivaled his best year on TOUR – 1994 – when he won the Texas Open...made 23 of 29 cuts, recorded seven top-10s, finished second and third for first time since 1994 and earned career-best \$987,930...got on a roll in March with three consecutive top-10 finishes: T6 at Nissan Open, T7 at Honda Classic, T2 at Bay Hill Invitational...two weeks later, finished T8 at Freeport-McDermott Classic...first legitimate shot at victory came at Greater Greensboro Chrysler Classic...after rounds of 67-65-72, shared second- and third-round leads...closing 73, which included bogeys on final two holes, left him alone in third, one stroke out of Trevor Dodds-Scott Verplank playoff...second chance came at FedEx St. Jude Classic...shot 68-67-67 and shared the 54-hole lead with Nick Price...final-round 69 left him alone in fourth place, three strokes out of Price-Jeff Sluman playoff...final top-10 came at Greater Vancouver Open, where rounds of 67-70-67-69 were good for T5...opening 68 at PGA Championship had him in second place...followed with rounds of 76-69-72 for T34...also T24 at British Open...ranked 12th in putting (1.747).

**CAREER HIGHLIGHTS:** Earned first PGA TOUR victory at 1994 Texas Open...opened with course-record-tying 62 at Oak Hills CC, then completed wire-to-wire win...came close to victory in rookie season of 1989, when he lost playoff to Mike Hulbert at B.C. Open...held lead briefly during final round of 1993 PGA Championship before finishing tied for sixth...was part of five-man playoff at 1993 Buick Southern Open, won by John Inman...two weeks later, shot third-round 64 on way to fourth-place finish at Texas Open...in final full-field event of 1993, T3 at Las Vegas Invitational left him \$1,135 out of top 30...held 54-hole lead at 1994 Greater Milwaukee Open before finishing T3...lost fully exempt status after finishing 149th on 1996 money list with \$123,100, but came back in 1997 with earnings of \$340,057 in 19 starts...his 25 consecutive rounds of par or better (from fourth round of Motorola Western Open through fourth round of CVS Charity Classic) was second-longest on TOUR in 1997...also that year, set a TOUR record for sand saves with 70.3% and was first in scrambling.

**PERSONAL:** First played golf at four and set sights on PGA TOUR at age 12...high school teammate of Mike Standly...once worked for Charles Coody in bag room of Fairway Oaks Golf & Racquet Club.

CAREER SUMMARY					PLAYOFF RECORD: 0-2				
Year	Events Played	Cuts Made	1st	2nd	3rd	Top 10	Top 25	Earnings	Rank
1988	5	4						\$5,968	237
1989	27	14		1		2	5	\$135,628	102
1990	28	18				4	9	\$212,090	69
1991	32	19				1	7	\$147,364	105
1992	28	18			1	2	4	\$190,778	80
1993	28	23		1	1	5	12	\$447,187	32
1994	27	23	1	1	1	8	17	\$765,360	14
1995	24	21				5	12	\$433,992	41
1996	26	7			1	1	2	\$123,100	149
1997	19	15			1	3	8	\$340,057	69
1998	29	23		1	1	7	14	\$987,930	28
Total	273	185	1	4	6	38	90	\$3,789,454	69

NIKE TOUR SUMMARY									
Year	Events Played	Cuts Made	1st	2nd	3rd	Top 10	Top 25	Earnings	Rank
1997	3	2				1	2	\$8,674	131
Total	3	2				1	2	\$8,674	
COMBINED TOTAL MONEY:								\$3,798,128	

**1999 PGA TOUR CHARITY TEAM:** Westin Texas Open

## BOB ESTES...continued

### TOP TOURNAMENT SUMMARY

YEAR	90	91	92	93	94	95	96	98
Masters Tournament					CUT	T29	T27	
U.S. Open		CUT	T44	T52		CUT		
British Open Championship						T8	CUT	T24
PGA Championship	CUT		T76	T6	T47	T6	CUT	T34
THE PLAYERS Championship	T70	CUT	T70	T20	T35	T34	CUT	T42
THE TOUR Championship					T15			28

### 1998 PGA TOUR STATISTICS

Scoring Average	70.29	(28)
Driving Distance	269.0	(106T)
Driving Accuracy Percentage	72.1	(55T)
Total Driving	161	(54)
Greens in Regulation Pct.	66.5	(56T)
Putting Average	1.747	(12T)
Sand Save Percentage	52.9	(82T)
Eagles (Holes per)	312.0	(109)
Birdies Average	3.58	(44T)
All-Around Ranking	492	(32)


### MISCELLANEOUS STATISTICS

Scoring Average Before Cut	70.22	(9)
Scoring Average 3rd Round	70.92	(74)
Scoring Average Final Round	71.08	(74)
Birdies Conversion %	30.4	(38T)
Par Breakers	20.2	(50T)

1998 Low Round: 65: 1998 Greater Greensboro Chrysler Classic/2

Career Low Round: 61: 1991 Chattanooga Classic/2

Career Largest Paycheck: \$180,000: 1994 Texas Open/1



## BRAD FABEL

**EXEMPT STATUS:** 105th on 1998 money list

**FULL NAME:** Bradley Scott Fabel

**HEIGHT:** 6' 0"

**BIRTHDATE:** November 30, 1955

**RESIDENCE:** Nashville, TN

**FAMILY:** Wife, Beth; Austin (4/24/89), Morgan Scott (9/9/92)

**COLLEGE:** Western Kentucky University (1982, Public Relations)

**SPECIAL INTERESTS:** Fishing, hunting, University of Kentucky basketball

**TURNED PROFESSIONAL:** 1982

**WEIGHT:** 185

**BIRTHPLACE:** Louisville, KY

**Q-SCHOOL:** 1984

**BEST CAREER FINISH:** T2--1990 Canon Greater Hartford Open, 1997 Buick Open

**NIKE TOUR VICTORIES (2):** 1994 NIKE Gateway Classic, 1995 NIKE Shreveport Open

**BEST 1998 FINISHES:** T3--Kemper Open; T5--Quad City Classic; T10--Bob Hope Chrysler Classic.

**1998 SEASON:** Matched top-10 finishes of 1997 season with three...began year with an 8-under-par 64 in first round of Bob Hope Chrysler Classic and was one stroke out of lead...followed with rounds of 70-66-69-71 and never fell out of top 10 all week...finished T10, earning \$50,983...next top-10 came in June at Kemper Open...opened with rounds of 69-66 and was in sixth place heading into weekend...third-round 70 moved him to fifth, four strokes out of lead...final-round 73 good for T3 and \$90,200...was his first third-place finish since 1985 Greater Milwaukee Open...for second year in a row, recorded T5 at Quad City Classic on strength of rounds of 68-66-65-68...T71 at PGA Championship best finish in a major since T33 at 1992 PGA Championship.

**CAREER HIGHLIGHTS:** Breakthrough year came in 1997, when he posted career bests in earnings (\$375,122) and money list ranking (66th) in his 13th year as a professional...that year's best opportunity for first TOUR victory came at Quad City Classic...after third-round 65, shared lead with David Toms...tied for fifth after closing 69, four strokes behind Toms...at Buick Open was tied for second, three strokes behind Ernie Els, through 54 holes...after final-round 71, finished in six-way tie for second...prior to 1997, best chance for victory came at 1990 Canon Greater Hartford Open...after entering final round tied for lead, finished T2 with

## BRAD FABEL...continued

Mark Calcavecchia, Rocco Mediate and Chris Perry, two strokes behind Wayne Levi...highest finish on money list before 1997 came in 1992, when he placed 71st with \$220,495...in 27 starts that year, had 10 top-25 finishes...best came at Chattanooga Classic, T4...lost PGA TOUR playing privileges after 1993, but began successful run on NIKE TOUR the following year...recorded victories in 1994 and 1995, year in which he earned return to PGA TOUR with 10th-place finish on NIKE TOUR money list...had successful rookie season on PGA TOUR in 1985, finishing third twice – at Quad Cities Open and Greater Milwaukee Open – and placing 100th on money list...won 1974 Kentucky State Amateur at age 18.

**PERSONAL:** Started playing golf at age seven, won first tournament at 10...after a standout junior career in Kentucky, attended University of Houston, then Brevard (FL) Junior College, before returning home "burned out on golf"...worked for three years as a coal mine supplier...finished collegiate career at Western Kentucky University.

CAREER SUMMARY				PLAYOFF RECORD: 0-0					
Year	Events Played	Cuts Made	1st	2nd	3rd	Top 10	Top 25	Earnings	Rank
1984	1								
1985	30	13			2	3	5	\$74,425	100
1986	34	13				1	1	\$25,634	165
1987	25	13				2	5	\$90,024	104
1988	30	20				2	5	\$112,093	101
1989	29	14					4	\$69,823	146
1990	27	17		1		1	5	\$165,876	96
1991	30	16				4	6	\$147,562	103
1992	27	19				3	10	\$220,495	71
1993	27	14					1	\$59,672	175
1994	12	7						\$33,812	205
1996	27	18				2	9	\$228,667	97
1997	30	18		1		4	10	\$375,122	66
1998	30	15			1	3	5	\$285,474	105
Total	359	197		2	3	25	66	\$1,888,680	137


NIKE TOUR SUMMARY									
Year	Events Played	Cuts Made	1st	2nd	3rd	Top 10	Top 25	Earnings	Rank
1990	1	1		1		1	1	\$11,500	80
1994	18	14	1	2		4	7	\$95,138	18
1995	26	18	1		1	8	10	\$115,513	10
Total	45	33	2	3	1	13	18	\$222,150	
COMBINED TOTAL MONEY:								\$2,110,830	

1999 PGA TOUR CHARITY TEAM: Sony Open in Hawaii

TOP TOURNAMENT SUMMARY													
YEAR	85	86	87	88	89	90	91	92	93	96	97	98	
U.S. Open Championship		CUT				CUT			CUT			CUT	
PGA Championship			T28					T33				T71	
THE PLAYERS Championship	CUT	CUT	T12	T42	CUT		CUT	T54	T59	CUT	CUT	CUT	

1998 PGA TOUR STATISTICS		
Scoring Average	71.32	(108)
Driving Distance	268.2	(113T)
Driving Accuracy Percentage	66.1	(145T)
Total Driving	258	(170)
Greens in Regulation Pct.	64.6	(104T)
Putting Average	1.805	(147T)
Sand Save Percentage	57.1	(29T)
Eagles (Holes per)	276.0	(95)
Birdies Average	3.27	(110)
All-Around Ranking	851	(124T)

MISCELLANEOUS STATISTICS		
Scoring Average Before Cut	71.30	(91T)
Scoring Average 3rd Round	70.94	(77T)
Scoring Average Final Round	72.20	(146T)
Birdies Conversion %	28.1	(105T)
Par Breakers	18.5	(108T)
1998 Low Round:	64:	2 times, most recent 1998 Westin Texas Open/2
Career Low Round:	63:	1989 Hawaiian Open/1
Career Largest Paycheck:	\$90,200:	1998 Kemper Open/T3



## NICK FALDO

**EXEMPT STATUS:** Winner, 1996 Masters Tournament (through 2006)

**FULL NAME:** Nicholas Alexander Faldo

**HEIGHT:** 6' 3"

**WEIGHT:** 195

**BIRTHDATE:** July 18, 1957

**BIRTHPLACE:** Welwyn Garden City, England

**RESIDENCE:** Orlando, FL and Weybridge, England

**FAMILY:** Natalie (9/18/86), Matthew (3/17/89), Georgia (3/20/93)

**SPECIAL INTERESTS:** Fly fishing, flying helicopters, golf course design

**TURNED PROFESSIONAL:** 1976

**JOINED TOUR:** 1981, 1995

**TOUR VICTORIES (6):** 1984 Sea Pines Heritage Classic. 1989 Masters Tournament. 1990 Masters Tournament. 1995 Doral-Ryder Open. 1996 Masters Tournament. 1997 Nissan Open

**INTERNATIONAL VICTORIES (33):** 1977 Skol Lager (Eur). 1978 Colgate PGA Championship (Eur). 1979 ICL International (Afr). 1980 Sun Alliance PGA Championship (Eur). 1981 Sun Alliance PGA Championship (Eur). 1982 Haig Whisky TPC (Eur). 1983 Paco Rabanne French Open (Eur), Martini International (Eur), Car Care Plan International (Eur), Lawrence Batley International (Eur), Ebel Swiss Open-European Masters (Eur). 1984 Car Care Plan International (Eur). 1987 Peugeot Spanish Open (Eur), British Open (Eur). 1988 Peugeot French Open (Eur), Volvo Masters (Eur). 1989 Volvo PGA Championship (Eur), Dunhill British Masters (Eur), Peugeot French Open (Eur), Suntory World Match Play Championship (Eur). 1990 British Open (Eur), Johnnie Walker Classic (Hong Kong). 1991 Carroll's Irish Open (Eur). 1992 Carroll's Irish Open (Eur), British Open (Eur), Scandinavian Masters (Eur), GA European Open (Eur), Toyota World Match Play Championship (Eur), Johnnie Walker World Championship of Golf. 1993 Johnnie Walker Classic (Eur), Carroll's Irish Open (Eur). 1994 Alfred Dunhill Open (Eur), Nedbank Million Dollar Challenge (Afr)

**BEST 1998 FINISHES:** T18--THE PLAYERS Championship

**1998 SEASON:** Suffered through disappointing season in which he recorded no top-10s...also fell to 163rd on PGA TOUR money list, worst finish since 1987...rounds of 75-69-70-73 produced T18 at THE PLAYERS Championship, his best finish of the year...lowest round of the season a closing 66 at the MasterCard Colonial, where he was T29...withdrew from Loch Lomond tournament week before British Open, after injuring tendon in right elbow on driving range...wore fiberglass cast and underwent treatment three-four times a day to get ready for British Open...rounds of 72-73-75-75 earned T44 at Royal Birkdale...with Jack Nicklaus' withdrawal, inherited longest streak of majors played, dating to 1987 British Open with 44 consecutive...with David Carter, won England's first World Cup of Golf title by two strokes over Italy...finished one stroke behind Scott Verplank, tied with Costantino Rocca, for individual honors.

**CAREER HIGHLIGHTS:** Has earned six major championship titles - 1987-90-92 British Opens, 1989-90-96 Masters Tournaments...shot closing 71 to defeat Rodger Davis and third-round leader Paul Azinger by one stroke in 1987 British Open at Muirfield...made up five-stroke deficit with 65 on final day of 1989 Masters to force playoff with Scott Hoch, which Nick won with birdie on second extra hole...successfully defended Masters title with playoff victory over Raymond Floyd in 1990...gained share of lead at 1990 British Open at St. Andrews with second-round 65 and went five strokes ahead after third-round 67...went on to five-stroke victory over Payne Stewart and Mark McNulty...won second British Open at Muirfield in 1992, by one stroke over John Cook...most memorable triumph may have come at 1996 Masters...entered final round trailing Greg Norman by six strokes, then shot 67 to Norman's 78 to win by five...among fulltime PGA TOUR players, only Tom Watson (eight) has more major victories...lost playoff to Curtis Strange in 1988 U.S. Open at The Country Club...first PGA TOUR victory came at 1984 Sea Pines Heritage Classic...shot 66-67-68-69-270 to defeat Tom Kite by one stroke...after leaving PGA TOUR in 1989, returned full time in 1995 and promptly won Doral-Ryder Open by one stroke over Norman...was one of four top-10 finishes in first seven events that year...led Official World Golf Ranking for 81 weeks in 1993-94...led European Tour Order of Merit in 1983 and 1992...1977 European Tour Rookie of the Year...in 1990, became first international player to be named PGA of America Player of the Year...won 1975 British Youths Amateur and English Amateur Championships.

**PERSONAL:** An avid cyclist...decided to give golf a try at age 14 after watching Jack Nicklaus on television...has his own golf institute, Faldo Golf Institute, at Marriott Grand Vista Resort in Orlando...has flourishing golf course design business, Faldo Design...awarded MBE (Member of British Empire) in 1987.

## NICK FALDO...continued

### CAREER SUMMARY

### PLAYOFF RECORD: 2-1

Year	Events Played	Cuts Made	1st	2nd	3rd	Top 10	Top 25	Earnings	Rank
1979	2	2						\$2,613	214
1981	12	10			1	2	4	\$35,349	102
1982	15	14				2	9	\$56,667	80
1983	13	8		1		2	5	\$67,851	79
1984	19	14	1			4	9	\$166,845	38
1985	17	13				2	5	\$54,060	117
1986	16	9			1	1	5	\$52,965	135
1987	6	5		1		1	2	\$36,281	169
1988	9	7		1	1	3	3	\$179,120	64
1989	16	14	1			2	9	\$327,981	31
1990	7	7	1		1	2	6	\$345,262	37
1991	7	7				2	5	\$127,156	117
1992	7	6		2		4	6	\$345,168	42
1993	6	6			1	2	3	\$188,886	91
1994	9	6				2	3	\$221,146	83
1995	19	17	1	1		6	12	\$790,961	19
1996	16	14	1	1		7	10	\$942,621	12
1997	15	11	1		1	2	4	\$431,326	58
1998	15	12					2	\$150,703	163
Total	226	182	6	7	6	46	102	\$4,522,963	57

### 1999 PGA TOUR CHARITY TEAM: Nissan Open

#### TOP TOURNAMENT SUMMARY

YEAR	76	77	78	79	80	81	82	83	84	85	86	87	88	89	90
Masters Tournament				40				T20	T15	T25			T30	1	1
U.S. Open									T55				2	T18	T3
British Open Championship	T28	T62	T7	T19	T12	T11	T4	T8	T6	T53	5	1	3	T11	1
PGA Championship							T14	CUT	T20	T54	CUT	T28	T4	T9	T19
THE PLAYERS Championship							T35	T35	T20	CUT	CUT		CUT		

#### TOP TOURNAMENT SUMMARY (cont.)

YEAR	91	92	93	94	95	96	97	98
Masters Tournament	T12	T13	T39	32	T24	1	CUT	CUT
U.S. Open	T16	T4	T72	CUT	T45	T16	T48	CUT
British Open Championship	T17	1	2	T8	T40	4	T51	T44
PGA Championship	T16	T2	3	T4	T31	T65	CUT	T54
THE PLAYERS Championship	T57	T2		5	CUT	CUT	T24	T18
THE TOUR Championship					T13	24		

**NATIONAL TEAMS:** Ryder Cup (11), 1977, 1979, 1981, 1983, 1985, 1987, 1989, 1991, 1993, 1995, 1997; World Cup (3), 1977, 1991, 1998; Double Diamond, 1977; Hennessy Cognac Cup (4), 1978, 1980, 1982, 1984; Dunhill Cup (6), 1985, 1986, 1987, 1988, 1991, 1993; Nissan Cup, 1986; Kirin Cup, 1987; Asahi Glass Four Tours, 1990

#### 1998 PGA TOUR STATISTICS

Scoring Average	71.19	(95T)
Driving Distance	264.2	(155T)
Driving Accuracy Percentage	76.0	(17T)
Total Driving	172	(71T)
Greens in Regulation Pct.	64.0	(119T)
Putting Average	1.838	(182)
Sand Save Percentage	44.7	(169T)
Eagles (Holes per)	220.5	(62)
Birdies Average	2.63	(187)
All-Around Ranking	986	(150)

#### MISCELLANEOUS STATISTICS

Scoring Average Before Cut	72.25	(160)
Scoring Average 3rd Round	71.73	(143)
Scoring Average Final Round	73.09	(177)
Birdies Conversion %	23.7	(183)
Par Breakers	15.1	(183T)

1998 Low Round: 66; 1998 MasterCard Colonial/4  
 Career Low Round: 62; 1981 Hawaiian Open/2  
 Career Largest Paycheck: \$450,000; 1996 Masters Tournament/1





## BRAD FAXON

**EXEMPT STATUS:** 74th on 1998 money list

**FULL NAME:** Bradford John Faxon, Jr.

**HEIGHT:** 6' 1"

**WEIGHT:** 170

**BIRTHDATE:** August 1, 1961

**BIRTHPLACE:** Oceanport, NJ

**RESIDENCE:** Barrington, RI

**FAMILY:** Melanie (1/3/89), Emily (5/13/91), Sophie Lee (9/10/95)

**COLLEGE:** Furman University (1983, Economics)

**SPECIAL INTERESTS:** All sports, except hunting and fishing; family

**TURNED PROFESSIONAL:** 1983

**Q SCHOOL:** Fall 1983

**TOUR VICTORIES (5):** 1986 Provident Classic, 1991 Buick Open, 1992 New England Classic, The International, 1997 Freeport-McDermott Classic

**INTERNATIONAL VICTORIES (1):** 1993 Heineken Australian Open (Aus)

**BEST 1998 FINISHES:** T6--Sprint International

**1998 SEASON:** Although season was not up to his usual standards, still was able to record eight top-25s and, for the 13th consecutive year, finish among the top 100 on the money list...accumulated 36 points and finished T6 at the Sprint International for lone top-10 of the season...week before Sprint International, rounds of 70-68 were good for fifth place at PGA Championship through 36 holes...followed with 74-68 for T13...opened with 67 at British Open and was sixth after first round...followed with pair of 74s and remained sixth heading into final round...fourth-round 72 earned T11, his best finish in a major since fifth at 1995 British Open and matching his second-best finish in a British Open...T26 at Masters Tournament and T49 at U.S. Open...rounds of 72-69-69 earned T12 at Buick Classic...also T14 at MCI Classic...made 19 of 25 cuts...13th at Subaru Sarazen World Open...ranked third in putts per round with 28.24 average.

**CAREER HIGHLIGHTS:** Earned two PGA TOUR victories in 1992...shot 66-67-67-68--268 to defeat Phil Mickelson by two strokes at New England Classic...14-point final round good for two-point victory over Lee Janzen at the International...also lost two playoffs that year -- to Steve Elkington at Infiniti Tournament of Champions and to Dan Forsman at Buick Open...earned first victory since 1992 at 1997 Freeport-McDermott Classic...gained one-stroke lead with third-round 66 and secured a three-stroke victory over Bill Glasson and Jesper Parnevik with final-round 69...posted runner-up finishes at Greater Greensboro Chrysler Classic, MCI Classic and MasterCard Colonial and, for second consecutive year, finished among top 10 on TOUR money list...led TOUR in putting that year with 28.17 average per round...in 1996, surpassed \$1 million in earnings for first time on strength of four runner-up finishes...made all 22 cuts...lost playoff to Jim Furyk at United Airlines Hawaiian Open, finished three strokes behind Steve Stricker at Kemper Open, lost playoff at Sprint International to Clarence Rose and closed with 68 for second at THE TOUR Championship...first TOUR victory came at 1986 Provident Classic...shot 67-62-69-63--261 to defeat Scott Hoch by one stroke...defeated Chip Beck in playoff at 1991 Buick Open...1995 featured five top-10 finishes and first selection to Ryder Cup Team...shot front-nine 28 in final round of PGA Championship, the second 28 in major championship history (Denis Durnian, 1983 British Open)...teamed with Greg Norman to win 1995-97 Fred Meyer Challenges...winner of 1983 Fred Haskins, *GOLF Magazine* and NCAA Coaches Awards as nation's outstanding golfer...1982-83 All-America selection at Furman...winner of 1980-81 New England Amateurs and 1979-80 Rhode Island Amateurs.

**PERSONAL:** He and fellow Rhode Islander Billy Andrade support children's charities in home state and southeastern Massachusetts through Billy Andrade/Brad Faxon Charities for Children, which has raised \$1.65 million since its inception in 1991...the two play host to annual pro-am event at Wannamoisett CC in Rumford, RI...also will co-host, with Andrade, CVS Charity Classic Aug. 1-3, 1999 at Rhode Island CC.

CAREER SUMMARY			PLAYOFF RECORD: 1-5						
Year	Events Played	Cuts Made	1st	2nd	3rd	Top 10	Top 25	Earnings	Rank
1981(Am.)	1	1							
1983(Am.)	1	1							
1983	8	5				1	2	\$16,526	160
1984	32	19			1	2	6	\$71,688	82
1985	31	15				1	6	\$46,813	124
1986	34	16	1			1	2	\$92,716	90
1987	28	19				2	10	\$113,534	90
1988	29	15			1	3	8	\$162,656	74
1989	28	20		2		2	5	\$222,076	63
1990	28	16			1	3	8	\$197,118	81
1991	28	23	1		1	4	11	\$422,088	34
1992	26	20	2	2		7	12	\$812,093	8
1993	25	20				4	11	\$312,023	55
1994	25	23			2	6	10	\$612,847	24
1995	25	19		1		5	8	\$471,887	37
1996	22	22		4		9	14	\$1,055,050	8
1997	23	17	1	3		6	10	\$1,233,505	10
1998	25	19				1	8	\$401,496	74
Total	420	290	5	12	6	57	131	\$6,244,115	28

## BRAD FAXON...continued

1999 PGA TOUR CHARITY TEAM: Bell Canadian Open

### TOP TOURNAMENT SUMMARY

YEAR	83	84	85	86	87	88	89	90	91	92	93	94	95	96	97	98
Masters Tournament										T31	T9	T15	T17	T25	CUT	T26
U.S. Open	T50		57			CUT	T33	66	CUT	CUT	T68	T33	T56	T82	T65	T49
British Open Championship			CUT			T11	T73				CUT	7	T15	T32	T20	T11
PGA Championship			CUT	CUT	CUT	CUT	CUT	CUT	T48	T15	T14	T30	5	T17	CUT	T13
THE PLAYERS Championship	T33	CUT	CUT	CUT	CUT	T17	T70	CUT	T67	DQ	T6	T49			4	T35
THE TOUR Championship										T7		T26		2	T6	

NATIONAL TEAMS: Walker Cup, 1983; Ryder Cup (2), 1995, 1997; Dunhill Cup, 1997

### 1998 PGA TOUR STATISTICS

Scoring Average	70.93	(61T)
Driving Distance	262.6	(167T)
Driving Accuracy Percentage	68.2	(113)
Total Driving	280	(178)
Greens in Regulation Pct.	59.3	(184)
Putting Average	1.750	(18T)
Sand Save Percentage	53.4	(76T)
Eagles (Holes per)	492.0	(148)
Birdies Average	3.34	(95T)
All-Around Ranking	862	(129)

### MISCELLANEOUS STATISTICS

Scoring Average Before Cut	71.12	(69)
Scoring Average 3rd Round	72.00	(155T)
Scoring Average Final Round	72.78	(170T)
Birdies Conversion %	31.0	(30T)
Par Breakers	18.8	(94T)

1998 Low Round: 66: 1998 Canon Greater Hartford Open/4

Career Low Round: 62: 1986 Provident Classic/2

Career Largest Paycheck: \$324,000: 1996 THE TOUR Championship/2



## Ed FIORI (fee-OR-ee)

EXEMPT STATUS: Special Medical Extension (Major)

FULL NAME: Edward Ray Fiori

HEIGHT: 5' 7"

WEIGHT: 210

BIRTHDATE: April 21, 1953

BIRTHPLACE: Lynwood, CA

RESIDENCE: Sugar Land, TX

FAMILY: Wife, Debbie; Kelly Ann (1/29/82), Michael Ray (10/22/84)

COLLEGE: University of Houston

SPECIAL INTERESTS: Fishing, bird hunting

TURNED PROFESSIONAL: 1977

Q SCHOOL: Fall 1977

TOUR VICTORIES (4): 1979 Southern Open. 1981 Western Open. 1982 Bob Hope Desert Classic. 1996 Quad City Classic

BEST 1998 FINISH: T67--Doral-Ryder Open

1998 SEASON: Will play 1999 season under a special medical extension...appeared in only three tournaments in 1998 due to back problems...missed cut at Phoenix Open and Tucson Chrysler Classic...made cut at Doral-Ryder Open, finishing T67 with rounds of 74-70-76-76...did not play remainder of season.

CAREER HIGHLIGHTS: After enjoying three wins in a four-year span early in career, had to wait another 14 years, eight months and two days for his fourth title, at the 1996 Quad City Classic...only Butch Baird, who went 15 years, five months and 10 days between his first and second TOUR victories, had a longer drought...stood one stroke out of lead after each of first three rounds at Quad City Classic...shot closing 67 for two-stroke victory over Andrew Magee...\$216,000 first-place check was more than he had won in any previous season on TOUR...posted first victory in second season, winning playoff over Tom Weiskopf at 1979 Southern Open...after opening with 74 at 1981 Western Open, closed with 67-69-67 for four-stroke win over Jim Cclibert, Jim Simons and Greg Powers...defeated Tom Kite in playoff to win 1982 Bob Hope Desert Classic...held 36-hole lead at 1994 New England Classic and shared 54-hole lead with David Feherty...finished third after closing 70...All-American at University of Houston in 1977, the year team won national championship.

PERSONAL: Nicknamed "The Grip" because of his unusually strong grip on the club...while growing up, would sneak onto nine-hole course near home...Quad Cities victory postponed his stated plans to retire from game and become charter-boat captain.

## ED FIORI...continued

### CAREER SUMMARY

PLAYOFF RECORD: 2-0

Year	Events Played	Cuts Made	1st	2nd	3rd	Top 10	Top 25	Earnings	Rank
1978	25	12				1	4	\$19,846	109
1979	27	18	1		1	2	6	\$64,428	69
1980	30	22				4	11	\$79,488	53
1981	33	17	1			4	8	\$105,510	36
1982	31	23	1			2	6	\$91,599	46
1983	29	23		1	1	5	10	\$175,619	26
1984	32	16					5	\$41,582	119
1985	29	19			1	5	8	\$116,002	71
1986	32	16				2	6	\$70,828	119
1987	28	18				2	5	\$104,570	95
1988	29	25		1		2	9	\$193,765	58
1989	29	22			1	2	7	\$188,637	77
1990	33	22				1	4	\$108,816	133
1991	29	21					7	\$120,722	123
1992	31	18				2	5	\$124,537	115
1993	31	16				2	4	\$117,617	127
1994	15	8			1	1	1	\$108,259	150
1995	15	10					3	\$83,852	170
1996	21	10	1			1	2	\$261,292	83
1997	20	7					1	\$53,855	200
1998	3	1						\$4,080	323
Total	553	344	4	2	5	38	112	\$2,234,903	119

### NIKE TOUR SUMMARY

Year	Events Played	Cuts Made	1st	2nd	3rd	Top 10	Top 25	Earnings	Rank
1991	1	1					1	\$1,150	215
1995	1	1						\$740	242
Total	2	2					1	\$1,890	

COMBINED TOTAL MONEY:

\$2,236,793

### TOP TOURNAMENT SUMMARY

YEAR	78	79	80	81	82	83	84	85	86	87	88	89	90	92	93
Masters Tournament			T6	CUT	CUT		CUT								
U.S. Open		T35					CUT	T46				CUT			
PGA Championship			CUT	T33	T54	T55	CUT	T51			T52	T9	T69		
THE PLAYERS Championship		T14	W/D	T51	T51	T8	CUT	T27	CUT	CUT	T23	T59	T66	CUT	W/D

### TOP TOURNAMENT SUMMARY (cont.)

YEAR	94	97
Masters Tournament		CUT
PGA Championship		CUT
THE PLAYERS Championship	T27	


### 1998 PGA TOUR STATISTICS

Scoring Average	72.80	(N/A)
Driving Distance	243.5	(N/A)
Driving Accuracy Percentage	78.6	(N/A)
Total Driving		(N/A)
Greens in Regulation Pct.	59.7	(N/A)
Putting Average	1.849	(N/A)
Sand Save Percentage	52.4	(N/A)
Eagles (Holes per)	144.0	(N/A)
Birdies Average	2.50	(N/A)

### MISCELLANEOUS STATISTICS

Scoring Average Before Cut	72.50	(N/A)
Scoring Average 3rd Round	76.00	(N/A)
Scoring Average Final Round	76.00	(N/A)
Birdies Conversion %	23.3	(N/A)
Par Breakers	14.6	(N/A)

1998 Low Round: 69: 1998 Phoenix Open/2  
 Career Low Round: 63: 2 times, most recent 1992 Phoenix Open/2  
 Career Largest Paycheck: \$216,000: 1996 Quad City Classic/1



## STEVE FLESCH

**EXEMPT STATUS:** 35th on 1998 money list  
**FULL NAME:** Stephen J. Flesch  
**HEIGHT:** 5' 11" **WEIGHT:** 155  
**BIRTHDATE:** May 23, 1967 **BIRTHPLACE:** Cincinnati, OH  
**RESIDENCE:** Union, KY; plays out of Triple Crown CC  
**FAMILY:** Wife, Lisa; Griffin McCarthy (10/6/98)  
**COLLEGE:** University of Kentucky  
**SPECIAL INTERESTS:** Skiing, movies  
**TURNED PROFESSIONAL:** 1990

**BEST CAREER FINISH:** 2--1998 Freeport•McDermott Classic.

**NIKE TOUR VICTORIES (1):** 1997 NIKE TOUR Championship.

**BEST 1998 FINISHES:** 2--Freeport•McDermott Classic; T3--BellSouth Classic; T6--Sprint International, Buick Challenge; T10--MasterCard Colonial.

**BEST 1998 NIKE TOUR FINISH:** 2--NIKE Louisiana Open.

**1998 SEASON:** Voted PGA TOUR Rookie of the Year by his peers following an outstanding season...first lefthander to receive honor...recorded five top-10s, 14 top-25s and missed only six cuts in 29 starts...earnings of \$777,186 good for 35th place on TOUR money list...made five of six cuts on West Coast Swing, then made a definite mark in the spring...Honda Classic T15 began stretch of seven consecutive top-25 finishes...opened with 66 and was tied for second after first round of Freeport•McDermott Classic...second-round 68 moved him into lead by two strokes...third-round 71 dropped him one stroke behind Lee Westwood through 54 holes...final-round 71, although not enough to catch Westwood, left him alone in second place, three strokes back...earned \$183,600 for career-best finish on TOUR...at BellSouth Classic, recorded second top-three...was one stroke off lead after opening 66...rounds of 71-68-69 produced T3, three strokes behind Tiger Woods...third top-10 came at MasterCard Colonial...opened 68-66 and was three strokes out of lead...closed 72-68 for T10...posted fourth top-10 at Sprint International, where 36 points were good for T6...fifth top-10 came at Buick Challenge, where he stood three off 36-hole lead and four off 54-hole lead after rounds of 67-66-69...closing 71 left him T6 with David Duval...in only major championship appearance, opened with 75 at PGA Championship...came back from 110th spot with second-round 69 and moved to 45th...a 67 on Saturday moved him into T17, and closing 69 earned T13...rounds of 66-70-67-70 produced T12 at CVS Charity Classic...shot 69-68-74-69 for T11 at Kemper Open...weekend rounds of 69-68 earned T12 at Shell Houston Open...ranked fourth in greens in regulation (70.5%), 12th in driving distance (281.6) and 13th in all-around ranking.

**CAREER HIGHLIGHTS:** Won 1997 NIKE TOUR Championship to vault from 24th to fourth place on NIKE TOUR money list and earn exempt status on 1998 PGA TOUR...named NIKE TOUR Player of the Month for October...finished top 10 on Asian Tour Order of Merit in 1993-94 and 1996...won 1996 Benson & Hedges Malaysian Open to earn spot in Subaru Sarazen World Open, where he tied for ninth and earned \$47,000 that year...winner of 1991 and 1993 Kentucky Opens.

**PERSONAL:** Began game righthanded before switching over to natural left side...one of two lefthanders (Vic Wilk the other) to win on NIKE TOUR.

CAREER SUMMARY				PLAYOFF RECORD: 0-0						
Year	Events Played	Cuts Made	1st	2nd	3rd	Top 10	Top 25	Earnings	Rank	
1993	2	2						\$6,786	252	
1994	1									
1996	1									
1998	29	23		1	1	5	14	\$777,186	35	
Total	33	25		1	1	5	14	\$783,971	253	

NIKE TOUR CAREER SUMMARY										
Year	Events Played	Cuts Made	1st	2nd	3rd	Top 10	Top 25	Earnings	Rank	
1990	1	1					1	\$1,400	182	
1991	2	1						\$570	297	
1994	1	1						\$360	292	
1997	27	19	1	1		9	14	\$133,190	4	
1998	1	1		1		1	1	\$34,050	63	
Total	32	23	1	2		10	16	\$169,570		
COMBINED TOTAL MONEY:								\$953,542		

**1999 PGA TOUR CHARITY TEAM:** Buick Open

## STEVE FLESCH...continued

### PGA TOUR TOP TOURNAMENT SUMMARY

YEAR	93	94	96	98
U.S. Open	84	CUT	CUT	
PGA Championship				T13

### 1998 PGA TOUR STATISTICS

Scoring Average	70.42	(32)
Driving Distance	281.6	(12)
Driving Accuracy Percentage	65.3	(156T)
Total Driving	168	(61T)
Greens in Regulation Pct.	70.5	(4T)
Putting Average	1.777	(66)
Sand Save Percentage	54.6	(53T)
Eagles (Holes per)	198.0	(46T)
Birdies Average	3.79	(11T)
All-Around Ranking	380	(13)

### MISCELLANEOUS STATISTICS

Scoring Average Before Cut	70.33	(15)
Scoring Average 3rd Round	70.27	(27)
Scoring Average Final Round	70.18	(16)
Birdies Conversion %	29.8	(59T)
Par Breakers	21.5	(11T)

1998 Low Round: 66: 8 times, most recent 1998 Buick Challenge/2  
 Career Low Round: 66: 8 times, most recent 1998 Buick Challenge/2  
 Career Largest Paycheck: \$183,600: 1998 Freeport-McDermott Classic/2



## RAYMOND FLOYD

**EXEMPT STATUS:** Winner, 1969 PGA Championship (Lifetime)

**FULL NAME:** Raymond Loran Floyd

**HEIGHT:** 6' 1"

**WEIGHT:** 200

**BIRTHDATE:** September 4, 1942

**BIRTHPLACE:** Fort Bragg, NC

**RESIDENCE:** Palm Beach, FL

**FAMILY:** Wife, Maria; Raymond Jr. (9/20/74), Robert Loran (1/23/76), Christina Loran (8/29/79)

**COLLEGE:** University of North Carolina

**SPECIAL INTERESTS:** Sports, golf course design

**TURNED PROFESSIONAL:** 1961

**JOINED TOUR:** 1963

**TOUR VICTORIES (22):** 1963 St. Petersburg Open. 1965 St. Paul Open. 1969 Jacksonville Open, American Golf Classic, PGA Championship. 1975 Kemper Open. 1976 Masters, World Open. 1977 Byron Nelson Classic, Pleasant Valley Classic. 1979 Greensboro Open. 1980 Doral-Eastern Open. 1981 Doral-Eastern Open, Tournament Players Championship, Manufacturers Hanover-Westchester Classic. 1982 Memorial Tournament, Danny Thomas-Memphis Classic, PGA Championship. 1985 Houston Open. 1986 U.S. Open, Walt Disney/Oldsmobile Classic. 1992 Doral Ryder Open

**SENIOR PGA TOUR VICTORIES (13):** 1992 GTE North Classic, Ralphs Senior Classic, Senior TOUR Championship. 1993 Gulfstream Aerospace Invitational, Northville Long Island Classic. 1994 The Tradition, Las Vegas Senior Classic, Cadillac NFL Golf Classic, GOLF MAGAZINE SENIOR TOUR Championship. 1995 PGA Seniors' Championship, Burnet Senior Classic, Emerald Coast Classic. 1996 FORD SENIOR PLAYERS Championship

**BEST 1997 TOUR FINISH:** T15--Doral-Ryder Open

**BEST 1997 SENIOR PGA TOUR FINISHES:** T2--LG Championship; 3--U.S. Senior Open; 5--The Tradition; T5--GTE Classic, Pittsburgh Senior Classic; 6--Royal Caribbean Classic; T6--Bell Atlantic Classic; T9--The Home Depot Invitational; T10--Southwestern Bell Dominion, The Transamerica

**1998 SEASON:** Made two PGA TOUR appearances in 1998...opened 71-68 and was two strokes out of lead through 36 holes at Doral-Ryder Open...a pair of weekend 73s earned him T15, his best finish on TOUR since T8 at 1996 Doral-Ryder Open...only other TOUR appearance came at Augusta National, where 74-77 caused him to miss Masters Tournament cut for only the fourth time in his career.

**CAREER HIGHLIGHTS:** Last PGA TOUR victory came at 1992 Doral-Ryder Open, which he won at age 49...after turning 50 later that year, captured GTE North Classic on SENIOR PGA TOUR, becoming first to win on both TOURs in same year...he and Sam Snead are the only players in PGA TOUR history to win in four decades...shot closing 66 to win 1986 U.S. Open at Shinnecock Hills by two strokes over Chip Beck and Lanny Wadkins...wire-to-wire winner of 1976 Masters Tournament...won 1969 PGA Championship by one stroke over Gary Player...defeated Lanny Wadkins by three strokes for 1982 PGA Championship...won 1981 Tournament Players Championship in playoff over Barry Jaeckel and Curtis Strange, the year before the tournament moved to the TPC at Sawgrass...won 1983 Vardon Trophy...1989 Ryder Cup Captain and member of eight Ryder Cup Teams...winner of 1985 Chrysler Team Championship with Hal Sutton...winner of 1988 Skins Game and five consecutive Senior Skins Games...winner 1990 RMCC Invitational with Fred Couples and 1993 Franklin Templeton Shark Shootout with Steve Elkington...has won three Office Depot Father-Son Challenges with son Raymond, Jr....captured 1997 Lexus Challenge with actor William Devane...inducted into World Golf Hall of Fame in 1989.



## RAYMOND FLOYD...continued

**PERSONAL:** Spends much time working with his own golf-course design company...chose golf over possible professional baseball career after winning National Jaycees tournament in 1960...Floyd family named 1994 "Golf Family of the Year" by PGA of America...son Robert was an exempt member of the NIKE TOUR last year, while Raymond, Jr. turned professional in the summer of 1998...each is pursuing a PGA TOUR career...daughter Christina is a sophomore at Wake Forest.

CAREER SUMMARY				PLAYOFF RECORD: 4-11					
Year	Events Played	Cuts Made	1st	2nd	3rd	Top 10	Top 25	Earnings	Rank
1963	17	17	1	1		3	5	\$10,529	58
1964	21	21			2	4	11	\$21,407	30
1965	19	19	1			3	9	\$36,692	25
1966	19	19		1	1	6	11	\$29,713	33
1967	23	23			1	3	9	\$25,254	47
1968	20	20		1	2	6	14	\$56,490	26
1969	25	20	3			6	9	\$104,814	6
1970	23	17			1	3	11	\$43,591	46
1971	28	19		1		4	10	\$49,846	45
1972	23	18				4	7	\$32,579	72
1973	24	19		1		2	7	\$38,751	75
1974	26	23		3	1	8	14	\$116,385	17
1975	25	20	1	1		5	12	\$103,628	13
1976	23	21	2	1	1	9	16	\$178,318	7
1977	24	23	2			8	15	\$163,261	7
1978	24	20		1		4	14	\$77,595	30
1979	26	19	1			6	10	\$122,872	26
1980	27	24	1	1		9	15	\$192,993	10
1981	23	23	3	2		14	18	\$359,360	2
1982	23	18	3	3		9	16	\$386,809	2
1983	22	22		1		8	18	\$208,353	20
1984	23	18				2	8	\$102,813	68
1985	22	20	1	2	1	9	15	\$378,989	5
1986	23	19	2	1		5	15	\$380,508	9
1987	20	12				2	9	\$122,880	86
1988	19	16				3	8	\$169,549	69
1989	17	13				1	2	\$74,699	145
1990	17	11		1	1	3	6	\$264,078	55
1991	17	15			1	5	10	\$284,897	56
1992	15	15	1	2	1	5	11	\$741,918	13
1993	6	5				2	4	\$126,516	120
1994	4	4				1	3	\$95,017	158
1995	4	4					2	\$65,031	180
1996	2	2				1	2	\$67,800	184
1997	3	2						\$7,811	284
1998	2	1					1	\$31,000	229
Total	682	581	22	24	13	163	347	\$5,300,595	41

SENIOR PGA TOUR CAREER SUMMARY				PLAYOFF RECORD: 3-1					
Year	Events Played	Cuts Made	1st	2nd	3rd	Top 10	Top 25	Earnings	Rank
1992	7		3	1		6	6	\$436,991	14
1993	14		2	4	2	12	14	\$713,168	9
1994	20		4	5	2	17	20	\$1,382,762	2
1995	21		3	7	1	19	21	\$1,419,545	2
1996	23		1		4	16	20	\$1,043,051	8
1997	20				3	10	16	\$584,755	23
1998	21			1	1	10	18	\$702,472	19
Total	126		13	18	13	90	115	\$6,282,742	8
COMBINED OFFICIAL EARNINGS:								\$11,583,337	

TOP TOURNAMENT SUMMARY																
YEAR	63	64	65	66	67	68	69	70	71	72	73	74	75	76	77	
Masters Tournament				T8		T7	T35		T13		54	T22	T30	1	T8	
U.S. Open		T14	T6		T38		T13	T22	8		16	T15	T12	13	T47	
British Open Championship							T34	CUT					T23	4	8	
PGA Championship		T57		T17	T18	T20	T41	1	T8		T4	T35	T11	T10	T2	T40
THE PLAYERS Championship												T24	T21	T12	T13	

## RAYMOND FLOYD...continued

### TOP TOURNAMENT SUMMARY (cont.)

YEAR	78	79	80	81	82	83	84	85	86	87	88	89	90	91	92
Masters Tournament	T16	T17	T17	T8	T7	T4	T15	T2	CUT	CUT	T11	T38	2	T17	2
U.S. Open	T12		T45	T37	T49	T13	T52	T23	1	T43	T17	T26	CUT	T8	T44
British Open Championship	T2	T36		T3	T15	T14	CUT		T16	T17	CUT	T42	T39	CUT	T12
PGA Championship	T50	T62	T17	T19	1	T20	13	CUT	CUT	T14	T9	T46	T49	T7	T48
THE PLAYERS Championship		T14	CUT	1	T22	T23	T12	T33	T21	CUT	DQ	CUT	CUT		
THE TOUR Championship															T5

### TOP TOURNAMENT SUMMARY (cont.)

YEAR	93	94	95	96	97	98
Masters Tournament	T11	T10	T17	T25	CUT	CUT
U.S. Open	T7		T36			
British Open Championship	T34		T58			
PGA Championship	CUT	T61				

**NATIONAL TEAMS:** Ryder Cup (8), 1969, 1975, 1977, 1981, 1983, 1985, 1991, 1993; Ryder Cup Captain, 1989; U.S. vs. Japan, 1982; Nissan Cup, 1985; Dunhill Cup (2), 1985, 1986

### SENIOR PGA TOUR TOP TOURNAMENT SUMMARY

YEAR	92	93	94	95	96	97	98
The Tradition		T3	1	T6	3	T19	5
U.S. Senior Open		T7	12	T8	3	T44	15
PGA Seniors' Championship		T13	T3	1	19	T35	3
FORD SENIOR PLAYERS Championship		2	T3	T10	1	T19	T19
Energizer SENIOR TOUR Championship	1	T2	1	2	T14	T9	T11

#### 1998 PGA TOUR STATISTICS

Scoring Average	70.75	(N/A)
Driving Distance	263.9	(N/A)
Driving Accuracy Percentage	76.2	(N/A)
Total Driving		(N/A)
Greens in Regulation Pct.	52.8	(N/A)
Putting Average	1.719	(N/A)
Sand Save Percentage	27.8	(N/A)
Birdies Average	3.67	(N/A)

#### MISCELLANEOUS STATISTICS

Scoring Average Before Cut	72.50	(N/A)
Scoring Average 3rd Round	73.00	(N/A)
Scoring Average Final Round	73.00	(N/A)
Birdies Conversion %	38.6	(N/A)
Par Breakers	20.4	(N/A)

1998 Low Round: 68: 1998 Doral-Ryder Open/2  
 Career Low Round: 63: 2 times, most recent 1992 MCI Heritage Golf Classic/2  
 Career Largest Paycheck: \$252,000: 1992 Doral Ryder Open/1

#### 1998 SENIOR PGA TOUR STATISTICS

Scoring Average	70.84	(10T)
Driving Distance	272.7	(14)
Driving Accuracy Percentage	66.5	(62)
Total Driving	76	(29T)
Greens in Regulation Pct.	67.6	(19)
Putting Average	1.767	(11T)
Sand Save Percentage	49.0	(38T)
Eagles (Holes per)	408.0	(52)
Birdies Average	3.81	(6)
All-Around Ranking	212	(15)

#### MISCELLANEOUS SENIOR STATISTICS

1998 Low Round: 64: 1998 Vantage Championship/1  
 Career Low Round: 62: 1992 Ralphs SENIOR Classic/3  
 Career Largest Paycheck: \$240,000: 1994 GOLF MAGAZINE SENIOR TOUR Championship/1



## DAN FORSMAN (FORZ-mun)

**EXEMPT STATUS:** 99th on 1998 money list  
**FULL NAME:** Daniel Bruce Forsman  
**HEIGHT:** 6' 4" **WEIGHT:** 205  
**BIRTHDATE:** July 15, 1958 **BIRTHPLACE:** Rhinelander, WI  
**RESIDENCE:** Provo, UT; plays out of Riverside CC  
**FAMILY:** Wife, Trudy; Ricky (1/18/85), Thomas (12/15/89)  
**COLLEGE:** Arizona State University  
**SPECIAL INTERESTS:** Snow skiing, reading, fly fishing, all sports, the arts, church activities, truth  
**TURNED PROFESSIONAL:** 1982 **Q SCHOOL:** 1982

**TOUR VICTORIES (4):** 1985 Lite Quad Cities Open. 1986 Hertz Bay Hill Classic. 1990 Shearson Lehman Hutton Open. 1992 Buick Open  
**BEST 1998 FINISHES:** T6--Shell Houston Open; T9--Motorola Western Open; T10--MasterCard Colonial

**1998 SEASON:** After first eight tournaments and an enjoyable three-week stay with family, was searching to regain his enthusiasm for PGA TOUR life...seemed to find it with T6 finish at Shell Houston Open...was first of three top-10 finishes and beginning of seven-tournament stretch in which he fell out of top 25 only once...In Houston, rounds of 68-70 were good for share of 36-hole lead with Lee Janzen...posted another 68 on Saturday for share of lead with Jeff Maggert after 54 holes...final-round 74 dropped him to T6...second top-10 came at MasterCard Colonial, where rounds of 69-67-71-67 produced T10...recorded pair of 68s on the weekend to move from T50 to T9 at Motorola Western Open...ranked third in greens in regulation (70.7%) and ninth in total driving...also ranked third in ball-striking.

**CAREER HIGHLIGHTS:** Best season on TOUR came in 1992, when he won once and finished second three times on way to 10th-place finish on money list...fired final-round 67 at Buick Open to earn spot in playoff with Steve Elkington and Brad Faxon...par on second extra hole good for fourth TOUR title...runner-up finishes came at Federal Express St. Jude Classic (by three to Jay Haas), Chattanooga Classic (by two to Mark Carnevale) and Canon Greater Hartford Open (by two to Lanny Wadkins)...tied for seventh at PGA Championship and THE TOUR Championship...made 28 of 29 cuts that year...1997 was best year without a victory...had four top-10 finishes, including a second and a third...faced David Duval in playoff at Walt Disney World/Oldsmobile Classic but bogeyed first hole to Duval's par...was tied for second through 54 holes at GTE Byron Nelson Classic, but finished T3...first TOUR victory came at 1985 Lite Quad Cities Open...took lead with third-round 63, then held off Bob Tway for one-stroke victory...won rain-shortened 1986 Bay Hill Classic with rounds of 68-67-67--202...third victory came at 1990 Shearson Lehman Hutton Open, by two over Tommy Armour III...winner of 1987 MCI Long Distance Driving Competition...led TOUR in birdies in 1987 and 1988...two-time All-American at Arizona State.

**PERSONAL:** Grew up in San Francisco Bay area...learned game at Los Altos G&CC...took six weeks off during 1995 season to coach son's Little League baseball team.

CAREER SUMMARY					PLAYOFF RECORD: 1-1				
Year	Events Played	Cuts Made	1st	2nd	3rd	Top 10	Top 25	Earnings	Rank
1982	1								
1983	30	14				1	5	\$37,859	118
1984	32	16				2	6	\$52,152	105
1985	26	16	1			4	8	\$150,334	53
1986	27	16	1			2	6	\$169,445	54
1987	33	29		1		1	7	\$157,728	63
1988	35	26		1	2	4	10	\$269,440	40
1989	30	15				4	5	\$141,174	99
1990	26	19	1			4	7	\$319,160	43
1991	26	19			1	2	7	\$214,175	78
1992	29	28	1	3		8	14	\$763,190	10
1993	25	19		1		6	11	\$410,150	36
1994	23	13					6	\$160,805	112
1995	23	18				2	6	\$194,539	93
1996	22	12					6	\$170,198	123
1997	27	16		1	1	4	6	\$443,034	56
1998	22	18				3	8	\$312,058	99
Total	437	294	4	7	4	47	118	\$3,965,441	63

**1999 PGA TOUR CHARITY TEAM:** Bay Hill Invitational

TOP TOURNAMENT SUMMARY																
YEAR	82	84	85	86	87	88	89	90	91	92	93	94	95	96	97	98
Masters Tournament				CUT				CUT			T7	14	T35		CUT	
U.S. Open		CUT	T60				T33	CUT		T60	T19			T13		CUT
British Open Championship											T73					
PGA Championship			CUT	CUT	CUT		CUT	CUT	T32	T7	T44			T61		
THE PLAYERS Championship		CUT	T13	CUT	T61	CUT	CUT	T36	75	63	T11	83	CUT	CUT	CUT	WD
THE TOUR Championship											T7					

## DAN FORSMAN...continued

### 1998 PGA TOUR STATISTICS

Scoring Average	70.81	(50T)
Driving Distance	274.7	(49)
Driving Accuracy Percentage	72.3	(51T)
Total Driving	100	(9)
Greens in Regulation Pct.	70.7	(3)
Putting Average	1.770	(48T)
Sand Save Percentage	54.1	(62T)
Eagles (Holes per)	346.5	(118T)
Birdies Average	3.75	(17T)
All-Around Ranking	398	(18T)

### MISCELLANEOUS STATISTICS

Scoring Average Before Cut	70.45	(22)
Scoring Average 3rd Round	71.05	(88T)
Scoring Average Final Round	70.61	(32T)
Birdies Conversion %	29.5	(67T)
Par Breakers	21.1	(19T)
1998 Low Round:	66:	1998 Quad City Classic/3
Career Low Round:	62:	1988 Bob Hope Chrysler Classic/2
Career Largest Paycheck:	\$180,000:	1992 Buick Open/1



## HARRISON FRAZAR (FRAY-zur)

**EXEMPT STATUS:** 63rd on 1998 money list

**FULL NAME:** Richard Harrison Frazar

**HEIGHT:** 6' 0"

**WEIGHT:** 190

**BIRTHDATE:** July 29, 1971

**BIRTHPLACE:** Dallas, TX

**RESIDENCE:** Dallas, TX

**FAMILY:** Wife, Allison

**COLLEGE:** University of Texas

**SPECIAL INTEREST:** Sports

**TURNED PROFESSIONAL:** 1996

**BEST CAREER FINISH:** T2--1998 GTE Byron Nelson Classic

**NIKE TOUR VICTORIES (1):** 1997 NIKE South Carolina Classic

**BEST 1998 PGA TOUR FINISHES:** T2--GTE Byron Nelson Classic; 4--MasterCard Colonial; T9--Motorola Western Open

**BEST 1998 NIKE TOUR FINISH:** T55--NIKE Lakeland Classic.

**1998 SEASON:** Nominated for PGA TOUR Rookie of the Year honors on the strength of three top-10s, including a runner-up finish at GTE Byron Nelson Classic...earned \$461,633, making 16 of 26 cuts...was the second-highest ranked rookie on the money list at No. 63...collected \$186,667 of his overall total in hometown of Dallas...after missing five cuts in first 10 starts, rounds of 64-68-66-70 were good for three-way tie for second at GTE Byron Nelson Classic with Fred Couples and Hal Sutton...stood one off first- and second-round leads, two off third-round lead...was his best finish since T16 at Greater Greensboro Chrysler Classic...one week later, recorded his second top-10 with fourth at MasterCard Colonial...held two-stroke lead after opening 64...continued two-stroke advantage with second-round 67 and 131 total...shared 54-hole lead with Jim Furyk and eventual winner Tom Watson after a 68...closing 71 left him five strokes behind Watson...earned \$110,400 for total of \$296,667 in two weeks...added third top-10 at Motorola Western Open, where rounds of 74-70-69-68 produced T9...ranked third in driving distance (289.8)

**CAREER HIGHLIGHTS:** Turned the first 36-hole Sunday in NIKE TOUR history into a three-stroke victory over R.W. Eaks at the 1997 NIKE South Carolina Classic...posted back-to-back 67s on Sunday...win began streak of four consecutive tournaments in which he finished no worse than 11th...other top-five finishes that year included T4 at NIKE Colorado Classic and third at NIKE Permian Basin Open...turned professional in June 1996...in his only NIKE TOUR event prior to 1997, tied for 49th at 1996 NIKE Wichita Open...only PGA TOUR appearance prior to 1998 came at 1996 GTE Byron Nelson Classic, where he missed the cut...three-time All-American at University of Texas (1993-95).

**PERSONAL:** Grew up playing at Royal Oaks CC in Dallas with Justin Leonard...was Leonard's roommate at the University of Texas...earned 1991 Lan Hewlett Award at Texas for academic excellence...worked as financial analyst in commercial real estate in Dallas in 1996, later worked for fellow Texan Mark Brooks before deciding to go to Q-School that fall...his wife, a school teacher, has used pgatour.com to follow Harrison and teach her class about the Internet.

### PGA TOUR CAREER SUMMARY

PLAYOFF RECORD: 0-0

Year	Events Played	Cuts Made	1st	2nd	3rd	Top 10	Top 25	Earnings	Rank
1997	1								
1998	26	16		1		3	5	\$461,633	63
Total	27	16		1		3	5	\$461,633	299

## HARRISON FRAZAR...continued

### NIKE TOUR CAREER SUMMARY

Year	Events Played	Cuts Made	1st	2nd	3rd	Top 10	Top 25	Earnings	Rank
1996	1	1						\$570	261
1997	25	17	1		1	6	13	\$104,023	13
1998	1	1						\$473	288
Total	27	19	1		1	6	13	\$105,066	
COMBINED TOTAL MONEY:								\$566,698	

1999 PGA TOUR CHARITY TEAM: Air Canada Championship

### PGA TOUR TOP TOURNAMENT SUMMARY

YEAR 98

PGA Championship CUT

#### 1998 PGA TOUR STATISTICS

Scoring Average	71.15	(89)
Driving Distance	289.8	(3)
Driving Accuracy Percentage	66.5	(138T)
Total Driving	141	(35T)
Greens in Regulation Pct.	64.3	(112T)
Putting Average	1.778	(67T)
Sand Save Percentage	49.7	(119T)
Eagles (Holes per)	182.3	(36)
Birdies Average	3.56	(48T)
All-Around Ranking	612	(58)

#### MISCELLANEOUS STATISTICS

Scoring Average Before Cut	71.06	(65)
Scoring Average 3rd Round	71.56	(131T)
Scoring Average Final Round	71.81	(132)
Birdies Conversion %	30.7	(34T)
Par Breakers	20.3	(43T)

1998 Low Round: 64: 3 times, most recent 1998 Westin Texas Open/2  
 Career Low Round: 64: 3 times, most recent 1998 Westin Texas Open/2  
 Career Largest Paycheck: \$186,666: 1998 GTE Byron Nelson Classic/T2



## BOB FRIEND

EXEMPT STATUS: 57th on 1998 money list

FULL NAME: Robert Charles Friend

HEIGHT: 5' 8"

WEIGHT: 180

BIRTHDATE: December 5, 1963

BIRTHPLACE: Pittsburgh, PA

RESIDENCE: Pittsburgh, PA; plays out of Oakmont CC

FAMILY: Wife, Leslie; Charles Workman (9/18/95), Mary Elizabeth (11/3/97)

COLLEGE: Louisiana State University

SPECIAL INTERESTS: Family, reading

TURNED PROFESSIONAL: 1987

Q SCHOOL: 1997

BEST CAREER FINISH: 2--1998 Bell Canadian Open

INTERNATIONAL VICTORIES (1): 1998 Panama Open

NIKE TOUR VICTORIES (1): 1991 Ft. Wayne Open

BEST 1998 PGA TOUR FINISHES: 2--Bell Canadian Open; T6--GTE Byron Nelson Classic; T7--Honda Classic

**1998 SEASON:** Experienced a season of bests in his third full year on TOUR...lost playoff to Billy Andrade at Bell Canadian Open for first runner-up finish of his career...year also marked first time he has recorded three top-10s on TOUR and first time he kept exempt status with earnings of \$492,189, good for 57th place on money list...rounds of 69-67 gave him 36-hole lead by one stroke in Canada...third-round 68 brought him two-stroke lead over Andrade...birdie on 18th hole Saturday resulted in three-stroke swing when Andrade double-bogeyed after hitting into water...closed with 71 to Andrade's 69, then lost playoff on first extra hole when Andrade parred...\$237,600 payday, largest of career, moved him from 100th on money list to 51st place...followed three rounds of 70 with closing 68 for Honda Classic T7, his first top-10...held first-round lead at GTE Byron Nelson Classic after opening with 63...closed 70-68-69 for T6...T9 at unofficial Subaru Sarazen World Open, for which he qualified by winning 1998 Panama Open...ranked 16th in driving accuracy (76.1%).

**CAREER HIGHLIGHTS:** Fired final-round 63 on last day of 1997 PGA TOUR Qualifying Tournament to earn exempt status...winner of 1991 Fort Wayne Open on Ben Hogan Tour (now NIKE TOUR)...member of PGA TOUR in 1992-93, but struggled to keep



## BOB FRIEND...continued

exempt status...worked as club professional at Inverness CC before returning to competitive golf in 1997...played South African Tour in 1988-89 and Canadian Tour in 1989...winner of 1985 Pennsylvania State Amateur and three tournaments in 1986: Northeast Amateur, Monroe Amateur and Mid-Atlantic Amateur.

**PERSONAL:** Son of former Pittsburgh Pirates pitcher Bob Friend...1979 district wrestling champion in high school...among teammates at LSU were TOUR players Emlyn Aubrey and David Toms.

PGA TOUR CAREER SUMMARY					PLAYOFF RECORD: 0-1				
Year	Events Played	Cuts Made	1st	2nd	3rd	Top 10	Top 25	Earnings	Rank
1984(Am.)	1								
1987	1								
1988	1								
1989	1								
1992	31	19					3	\$93,337	137
1993	10	3						\$5,647	265
1994	2								
1998	30	14		1		3	4	\$492,189	57
Total	77	36		1		3	7	\$591,173	275

NIKE TOUR CAREER SUMMARY									
Year	Events Played	Cuts Made	1st	2nd	3rd	Top 10	Top 25	Earnings	Rank
1990	29	19		1		5	11	\$34,096	25
1991	29	14	1	1		2	6	\$42,384	21
1992	2	2					1	\$3,325	154
1993	17	10		1	1	3	6	\$41,162	46
1994	24	16			2	5	10	\$65,009	25
1995	24	8				2	5	\$19,506	91
1996	1								
1997	27	15			1	3	8	\$50,311	44
1998	1								
Total	154	84	1	3	4	20	47	\$255,793	
COMBINED TOTAL MONEY:								\$846,966	

1999 PGA TOUR CHARITY TEAM: FedEx St. Jude Classic

### PGA TOUR TOP TOURNAMENT SUMMARY

YEAR	84	88	94
U.S. Open	CUT	CUT	CUT


### 1998 PGA TOUR STATISTICS

Scoring Average	71.21	(97)
Driving Distance	264.2	(155T)
Driving Accuracy Percentage	76.1	(16)
Total Driving	171	(69T)
Greens in Regulation Pct.	65.8	(82T)
Putting Average	1.792	(107T)
Sand Save Percentage	45.0	(166)
Eagles (Holes per)	191.3	(41)
Birdies Average	3.09	(144T)
All-Around Ranking	808	(112)

### MISCELLANEOUS STATISTICS

Scoring Average Before Cut	71.61	(123)
Scoring Average 3rd Round	71.07	(92T)
Scoring Average Final Round	70.86	(58T)
Birdies Conversion %	26.1	(162)
Par Breakers	17.7	(135T)

1998 Low Round: 63: 1998 GTE Byron Nelson Classic/1  
 Career Low Round: 63: 1998 GTE Byron Nelson Classic/1  
 Career Largest Paycheck: \$237,600: 1998 Bell Canadian Open/2



## DAVID FROST

**EXEMPT STATUS:** 1997 tournament winner (through 1999)

**FULL NAME:** David Laurence Frost

**HEIGHT:** 5' 11"

**WEIGHT:** 172

**BIRTHDATE:** September 11, 1959

**BIRTHPLACE:** Cape Town, South Africa

**RESIDENCE:** Dallas, TX; plays out of Preston Trail GC

**FAMILY:** Wife, Corrie; Andre (6/23/81), Jacques (8/19/83), Nicholas (11/27/87)  
Sean (2/24/88), Noelle (1/15/90)

**SPECIAL INTERESTS:** All sports, rugby

**TURNED PROFESSIONAL:** 1981

**Q SCHOOL:** 1984

**TOUR VICTORIES (10):** 1988 Southern Open, Northern Telecom Tucson Open. 1989 NEC World Series of Golf. 1990 USF&G Classic. 1992 Buick Classic, Hardee's Golf Classic. 1993 Canadian Open, Hardee's Golf Classic. 1994 Canon Greater Hartford Open. 1997 MasterCard Colonial

**INTERNATIONAL VICTORIES (11):** 1983 Gordon's Gin Classic (SAf), 1984 Air France Cannes Open (Eur). 1986 South African Open, South African Masters. 1989 Million Dollar Challenge (SAf). 1990 Million Dollar Challenge (SAf). 1992 Million Dollar Challenge (SAf), Dunlop Phoenix (Jpn). 1993 Kent Hong Kong Open (Asia). 1994 Lexington PGA Championship (SAf), Hong Kong Open (Asia)

**BEST 1998 FINISHES:** T14--MasterCard Colonial.

**1998 SEASON:** By his high standards a disappointing year...after finishing 18th at Mercedes Championships, missed his next three cuts and never got on consistency track...for the first time in his career failed to record a top-10 finish...148th-place finish on money list, with earnings of \$175,621, the lowest rank of his career...best week came in defense of MasterCard Colonial title...rounds of 68-69-69-69 produced T14...rounds of 72-73-74-71 were good for T26 at Masters Tournament, where he was T11 after first and second rounds...helped to successfully defend Dunhill Cup for South Africa, teaming with Ernie Els and Retief Goosen to defeat Spain in finals.

**CAREER HIGHLIGHTS:** Following three years without a victory, earned his 10th PGA TOUR title at 1997 MasterCard Colonial...dedicated his win to Ben Hogan, who had inspired David since he came to the United States...shared 36-hole lead after rounds of 66-63 with Brad Faxon and Paul Goydos for tournament-record-tying 11-under 129...fell three strokes out of lead with third-round 69, but fired front-nine 32 in final round on way to two-stroke victory over Faxon and David Ogrin...first two TOUR victories came in 1988, year in which he finished in top-three eight times...finished third three times in first seven starts - Phoenix Open, Hertz Bay Hill Classic and THE PLAYERS Championship...was then runner-up three times in six-week stretch in spring - MCI Heritage Classic, Memorial Tournament and Manufacturers Hanover Westchester Classic...both victories came in fall - Southern Open and Seiko Tucson Open...in 1993, recorded back-to-back victories at Canadian Open and Hardee's Golf Classic...259 total at Hardee's, which produced a seven-stroke victory, stood two strokes off 72-hole TOUR record...also a two-time winner in 1992, capturing Buick Classic and Hardee's Golf Classic...won 1990 USF&G Classic in dramatic fashion, holing out from bunker on 72nd hole to defeat Greg Norman by one stroke...at 1989 World Series of Golf, earned 10-year exemption by defeating Ben Crenshaw on second playoff hole...reached final of inaugural Andersen Consulting World Championship of Golf, losing to Barry Lane...shot 60 in final round of 1990 Northern Telecom Open at Randolph Park GC...played in South African Amateur at age 18.

**PERSONAL:** Took up game at age 14 while caddying for his father...with his brother, owns a vineyard in native South Africa, David Frost Vineyards, a 300-acre estate with 100 acres of vines...1997 vintage will be available in June 1999...David's e-mail address is frostpga@aol.com; vineyards' address is www.davidfrostvineyards.com.

### CAREER SUMMARY

### PLAYOFF RECORD: 2-3

Year	Events Played	Cuts Made	1st	2nd	3rd	Top 10	Top 25	Earnings	Rank
1983	1	1							
1985	28	18		1		3	8	\$118,537	70
1986	28	20		1	1	6	14	\$187,944	46
1987	27	24		3		12	19	\$518,072	11
1988	25	18	2	3	3	11	13	\$691,500	9
1989	26	23	1	1	1	8	12	\$620,430	12
1990	26	15	1			4	8	\$372,485	32
1991	28	18				2	8	\$171,262	93
1992	25	16	2	1		6	11	\$717,883	15
1993	22	15	2	2	1	9	15	\$1,030,717	5
1994	23	20	1		1	6	10	\$671,683	20
1995	21	15		1		3	5	\$357,658	50
1996	22	14			1	4	7	\$382,947	54
1997	24	12	1			2	5	\$458,700	50
1998	23	12					2	\$175,621	148
Total	349	241	10	13	8	76	137	\$6,475,440	23

## DAVID FROST...continued

1999 PGA TOUR CHARITY TEAM: Kemper Open

### TOP TOURNAMENT SUMMARY

YEAR	83	84	85	86	87	88	89	90	91	92	93	94	95	96	97	98
Masters Tournament					T45	8	T18	CUT	T32		CUT	T35	T5	T10	37	T26
U.S. Open			T23	T15	T17	CUT	T18	T33	CUT		CUT	CUT	CUT	CUT		
British Open Championship	CUT	T47	T28	CUT	6	T7	CUT	CUT	CUT		T24	T51	T31	T40	CUT	T44
PGA Championship			CUT	T21	T10	CUT	T27	T31	T48	T73	CUT	T25	T67	CUT	CUT	T36
THE PLAYERS Championship				T48	T15	T3	T8	CUT	T41	CUT	CUT	CUT	T37	T17	W/D	T42
THE TOUR Championship					T17	T17	T11			T7	T2	T4				

**NATIONAL TEAMS:** Hennessy Cognac Cup, 1984; Dunhill Cup (7), 1991, 1992, 1993, 1994, 1995, 1997, 1998; The Presidents Cup (2), 1994, 1996.


### 1998 PGA TOUR STATISTICS

Scoring Average	71.44	(115)
Driving Distance	264.6	(153)
Driving Accuracy Percentage	64.4	(165)
Total Driving	318	(186)
Greens in Regulation Pct.	59.6	(183)
Putting Average	1.778	(67T)
Sand Save Percentage	55.0	(48T)
Eagles (Holes per)	324.0	(114)
Birdies Average	3.00	(161T)
All-Around Ranking	1,006	(155)

### MISCELLANEOUS STATISTICS

Scoring Average Before Cut	71.56	(118T)
Scoring Average 3rd Round	72.50	(175T)
Scoring Average Final Round	72.46	(161T)
Birdies Conversion %	28.5	(96T)
Par Breakers	17.0	(161T)

1998 Low Round: 64: 1998 Westin Texas Open/2  
 Career Low Round: 60: 1990 Tucson Open/2  
 Career Largest Paycheck: \$288,000: 1997 MasterCard Colonial/1



## FRED FUNK

**EXEMPT STATUS:** 1998 tournament winner (through 2000)

**FULL NAME:** Frederick Funk

**HEIGHT:** 5' 8"

**WEIGHT:** 165

**BIRTHDATE:** June 14, 1956

**BIRTHPLACE:** Takoma Park, MD

**RESIDENCE:** Ponte Vedra Beach, FL

**FAMILY:** Wife, Sharon; Eric (8/2/91), Taylor Christian (10/30/95)

**COLLEGE:** University of Maryland (1980, Law Enforcement)

**SPECIAL INTERESTS:** Water, snow skiing

**TURNED PROFESSIONAL:** 1981

**Q SCHOOL:** 1988, 1989.

**TOUR VICTORIES (5):** 1992 Shell Houston Open. 1995 Ideon Classic at Pleasant Valley, Buick Challenge. 1996 B.C. Open. 1998 Deposit Guaranty Golf Classic

**INTERNATIONAL VICTORIES (1):** 1993 Mexican Open

**BEST 1998 FINISHES:** 1--Deposit Guaranty Golf Classic; 2--Buick Challenge; T3--Kemper Open; T4--Canon Greater Hartford Open; T5--Quad City Classic; T6--Greater Greensboro Chrysler Classic; T7--Greater Milwaukee Open, National Car Rental Golf Classic/Disney.

**1998 SEASON:** Collected his fifth PGA TOUR victory and, for the first time in his 10-year career, eclipsed \$1 million in earnings...made 25 of 32 cuts on his way to \$1,121,988...was among top-10 eight times and top-25 17 times...along with victory, also finished second and third...earned two-stroke victory at Deposit Guaranty Golf Classic...after rounds of 69-64, stood one off 36-hole lead...third-round 69 produced share of lead...birdied four holes on Sunday's back nine en route to 66...nearly became two-time winner for first time since 1995 at Buick Challenge...shared first-round lead with 63...prior to round almost withdrew with stiff back...held second- and third-round leads outright, each after tournament record totals of 130 and 198, respectively...shot 69 in final-round, then lost playoff when Steve Elkington parred first extra hole...earned first top-10 with T6 at Greater Greensboro Chrysler Classic...days after laser eye surgery, shot opening-round 64 to lead Kemper Open by one stroke...followed with 66, good for 130 that established tournament record...continued lead through 54 holes after 71...closed with 77 for T3...third top-10 of season was T4 at Canon Greater Hartford Open...fourth top-10 a T5 at Quad City Classic...over four-tournament stretch (Kemper/Canon GHO/Quad City/Deposit Guaranty), averaged 67.60 strokes per round, shot 50-under-par and earned \$443,309...had ties for seventh at Greater Milwaukee Open and National Car Rental Golf Classic at Walt Disney World Resort...ranked seventh in driving accuracy (78.1) and fourth in consecutive cuts made (14).

## FRED FUNK...continued

**CAREER HIGHLIGHTS:** Earned fourth victory in five-year stretch at 1996 B.C. Open...third-round 63 moved him into share of lead with Pete Jordan...after birdieing four of six holes on Sunday, round was cancelled due to rain and tournament was reduced to 54 holes...hit 7-iron approach on first playoff hole to within 10 inches to secure victory...nearly won again the following week when rain reduced Buick Challenge to 36 holes...was part of five-man playoff won by Michael Bradley...first TOUR victory came at 1992 Shell Houston Open...grabbed one-stroke lead with course-record 62 in third round, then shot closing 70 for two-stroke victory over Kirk Triplett...won twice in 1995...opened four-stroke lead through 54 holes of Ideon Classic with rounds of 66-63-66...won by one stroke over Jim McGovern after closing 73...entered final round of Buick Challenge tied with Steve Stricker before closing 67 gave him one-stroke victory over John Morse and Loren Roberts...always one of the busiest players on TOUR, with at least 30 starts each year since 1991...shot 59 on TPC at Scottsdale Desert Course during pro-am at 1992 Phoenix Open...won 1984 Foot-Joy National Assistant Pro Championship.

**PERSONAL:** Golf coach at University of Maryland from 1982 through 1988...also worked as newspaper circulation supervisor before joining TOUR.

CAREER SUMMARY				PLAYOFF RECORD: 1-2						
Year	Events Played	Cuts Made	1st	2nd	3rd	Top 10	Top 25	Earnings	Rank	
1982	3	2						\$1,779	251	
1985	1	1					1	\$6,345	196	
1986	3									
1987	2	1						\$2,400	255	
1988	2	1						\$1,552	285	
1989	29	17			1	2	3	\$59,695	157	
1990	29	13			1	3	7	\$179,346	91	
1991	31	17				5	9	\$226,915	73	
1992	32	24	1		1	3	9	\$416,930	34	
1993	34	24				5	11	\$309,435	56	
1994	30	23				4	8	\$281,905	67	
1995	32	26	2			4	11	\$717,232	26	
1996	31	23	1	1	2	8	13	\$814,334	21	
1997	33	25			1	3	10	\$544,419	38	
1998	32	25	1	1	1	8	17	\$1,121,988	23	
Total	324	222	5	2	7	45	99	\$4,684,274	52	

### 1999 PGA TOUR CHARITY TEAM: Buick Challenge

#### TOP TOURNAMENT SUMMARY

YEAR	85	86	87	89	91	92	93	94	95	96	97	98
Masters Tournament							CUT	T38		T36	T17	CUT
U.S. Open	T23	CUT	CUT	CUT	CUT	T33	T7	T44	CUT	CUT	T43	
British Open Championship						73						
PGA Championship				T47	T57	CUT	T44	T55	T39	T26	T61	T23
THE PLAYERS Championship					CUT	T60	T39	T78	T61	T13	T14	T69
THE TOUR Championship									T27	14		T24

#### 1998 PGA TOUR STATISTICS

Scoring Average	70.34	(29)
Driving Distance	267.4	(126T)
Driving Accuracy Percentage	78.1	(7)
Total Driving	133	(28)
Greens in Regulation Pct.	66.8	(50T)
Putting Average	1.775	(64)
Sand Save Percentage	52.5	(87T)
Eagles (Holes per)	410.4	(142)
Birdies Average	3.50	(61)
All-Around Ranking	566	(45)


#### MISCELLANEOUS STATISTICS

Scoring Average Before Cut	70.67	(30T)
Scoring Average 3rd Round	69.20	(2)
Scoring Average Final Round	71.16	(84)
Birdies Conversion %	29.1	(81T)
Par Breakers	19.7	(61T)

1998 Low Round: 63: 1998 Buick Challenge/1

Career Low Round: 62: 2 times, most recent 1992 Shell Houston Open/3

Career Largest Paycheck: \$216,000: 2 times, most recent 1998 Deposit Guaranty Golf Classic/1



## JIM FURYK (FYUR-ik)

**EXEMPT STATUS:** 1998 tournament winner (through 2000)

**FULL NAME:** James Michael Furyk

**HEIGHT:** 6' 2"

**BIRTHDATE:** May 12, 1970

**RESIDENCE:** Ponte Vedra Beach, FL

**FAMILY:** Single

**COLLEGE:** University of Arizona

**SPECIAL INTERESTS:** All sports

**TURNED PROFESSIONAL:** 1992

**WEIGHT:** 200

**BIRTHPLACE:** West Chester, PA

**Q SCHOOL:** 1993

**TOUR VICTORIES (3):** 1995 Las Vegas Invitational, 1996 United Airlines Hawaiian Open, 1998 Las Vegas Invitational

**INTERNATIONAL VICTORIES (1):** 1997 Argentine Open

**NIKE TOUR VICTORIES (1):** 1993 NIKE Mississippi Gulf Coast Classic

**BEST 1998 FINISHES:** 1--Las Vegas Invitational; 2--MasterCard Colonial, Buick Classic; T3--AT&T Pebble Beach National Pro-Am, THE TOUR Championship; 4--Masters Tournament, Memorial Tournament; T4--British Open Championship; T7--Motorola Western Open; T8--Bay Hill Invitational; T9--Tucson Chrysler Classic, Doral-Ryder Open.

**1998 SEASON:** Returned to winner's circle after one-year absence and continued to build reputation as one of the world's top players...12 top-10 finishes matched David Duval for second most on TOUR (one behind Tiger Woods), and earnings of \$2,054,334 were good for third place on money list...made cut in 24 of 28 appearances, including one victory, two seconds, two thirds and three fourths...closed year by becoming first player to win the Las Vegas Invitational twice...rounds of 67-68-69-63 put him in first place after 72 holes, three strokes ahead of Mark Calcavecchia...closed with a 68 to Calcavecchia's 66 for one-stroke victory and \$360,000 payday that lifted him to second on money list...in his next appearance, rounds of 67-68-69-71 kept him among top-three all week at THE TOUR Championship...finished T3, one stroke shy of Hal Sutton-Vijay Singh playoff, and earned \$234,000...first top-10 a T3 at AT&T Pebble Beach National Pro-Am with rounds of 69-67-68...rounds of 69-70-68-70 good for T9 at Tucson Chrysler Classic...followed opening 77 with course-record-tying 62 at Doral-Ryder Open, then closed 73-71 for T9...62 matched season-low 18-hole score on TOUR...fourth top-10 a T8 at Bay Hill Invitational following rounds of 70-72-69-70...closed 67-68 for fourth-place finish at Masters Tournament, two strokes behind Mark O'Meara...finish was his fourth consecutive top-10 in major championship...sixth top-10 at MasterCard Colonial, where rounds of 66-67-66 lifted him to three-way tie for lead...closing 68 left him two strokes behind Tom Watson in second place...after opening 74, posted rounds of 68-67-68, good for fourth at Memorial Tournament...eighth top-10 came at Buick Classic, where he lost playoff to J.P. Hayes, who birdied the first extra hole...\$194,400 paycheck put him over \$1 million for second time in career...rounds of 72-71-68-68 earned ninth top-10 at Motorola Western Open...shot 70-70-72-70 for T4 at British Open...string of 13 consecutive cuts made in major championships (from start of career) ended at PGA Championship...won Fred Meyer Challenge with David Duval...ranked fourth in scoring (69.50), ninth in putting (1.745) and sixth in all-around...first-time member of the United States Presidents Cup Team.

**CAREER HIGHLIGHTS:** Recorded first PGA TOUR victory at 1995 Las Vegas Invitational...grabbed share of lead with David Edwards after third-round 65 at TPC at Summerlin...following fourth-round 67, shared lead with Billy Mayfair...went on to one-stroke victory over Mayfair...three weeks later, earned unofficial victory at Lincoln-Mercury Kapalua International...kept Hawaiian winning streak going three months later with second official victory at 1996 United Airlines Hawaiian Open...after trailing by one stroke through 54 holes, shot final-round 69 to take clubhouse lead, only to see Brad Faxon hole 50-foot eagle putt on 72nd hole to force playoff...birdied third extra hole for victory...in 1996, set TOUR record for most money earned without a victory with \$1,619,480, fourth on money list...his 13 top-10 finishes matched Davis Love III for most on TOUR in 1997 and included eight in a row...nearly successfully defended United Airlines Hawaiian Open title, shooting 66-68 on weekend to force playoff with Paul Stankowski and Mike Reid...Stankowski won playoff...also T2 with Greg Norman at Memorial Tournament...impressive stretch of eight straight top-10s included T5 at GTE Byron Nelson Classic, eighth at MasterCard Colonial, T2 at Memorial, T5 at U.S. Open, T3 at Buick Classic, sixth at Motorola Western Open, fourth at British Open and T7 at Sprint International...third top-10 in major was T6 at PGA Championship...ended year with second at THE TOUR Championship...recorded three top-10s as a rookie in 1994, including T7 at Northern Telecom Open, his first start of the year...qualified for TOUR by finishing T37 at 1993 Qualifying Tournament...won 1993 NIKE Mississippi Gulf Coast Classic in playoff over Bob Friend...twice named All-PAC 10 Conference while at University of Arizona and a two-time All-America selection.

**PERSONAL:** Possesses one of the PGA TOUR's less orthodox swings...his father, Mike, has been his only swing instructor...started putting cross-handed at age seven.

CAREER SUMMARY				PLAYOFF RECORD: 1-2					
Year	Events Played	Cuts Made	1st	2nd	3rd	Top 10	Top 25	Earnings	Rank
1988(Am.)	1								
1990(Am.)	1								
1991(Am.)	1								
1993	1								
1994	31	17				3	7	\$236,603	78
1995	31	22	1			3	10	\$535,380	33
1996	28	24	1			3	13	\$738,950	26
1997	27	24		3	1	13	17	\$1,619,480	4
1998	28	24	1	2	2	12	19	\$2,054,334	3
Total	149	111	3	5	3	34	66	\$5,184,747	46



## JIM FURYK...continued

### NIKE TOUR CAREER SUMMARY

Year	Events Played	Cuts Made	1st	2nd	3rd	Top 10	Top 25	Earnings	Rank
1993	25	13	1	1		3	6	\$58,240	26
1994	1	1				1	1	\$3,815	153
Total	26	14	1	1		4	7	\$62,055	
COMBINED TOTAL MONEY:								\$5,246,802	

1999 PGA TOUR CHARITY TEAM: B.C. Open

### TOP TOURNAMENT SUMMARY

YEAR	94	95	96	97	98
Masters Tournament			T29	T29	4
U.S. Open	T28		T5	T5	T14
British Open			T45	4	T4
PGA Championship		T13	T17	T6	CUT
THE PLAYERS Championship		CUT	T13	T53	T35
THE TOUR Championship			T15	2	T3

NATIONAL TEAMS: Ryder Cup, 1997; The Presidents Cup, 1998

### 1998 PGA TOUR STATISTICS

Scoring Average	69.50	(4)
Driving Distance	268.8	(110)
Driving Accuracy Percentage	75.8	(20)
Total Driving	130	(24)
Greens in Regulation Pct.	67.5	(31T)
Putting Average	1.745	(9)
Sand Save Percentage	54.0	(67T)
Eagles (Holes per)	202.0	(48)
Birdies Average	3.68	(26)
All-Around Ranking	315	(6)


### MISCELLANEOUS STATISTICS

Scoring Average Before Cut	70.17	(3T)
Scoring Average 3rd Round	69.50	(5)
Scoring Average Final Round	69.96	(10)
Birdies Conversion %	30.8	(33)
Par Breakers	21.0	(25T)

1998 Low Round: 62: 1998 Doral-Ryder Open/2

Career Low Round: 62: 2 times, most recent 1998 Doral-Ryder Open/2

Career Largest Paycheck: \$432,000: 1997 THE TOUR Championship/2



## JEFF GALLAGHER

EXEMPT STATUS: 113th on 1998 money list

FULL NAME: Jeffery Joseph Gallagher

HEIGHT: 6' 0"

WEIGHT: 185

BIRTHDATE: December 29, 1964

BIRTHPLACE: Marion, IN

RESIDENCE: Henderson, NV

FAMILY: Wife, Kim; Allison Brooke (11/18/95), Meredith Forbes (6/23/98)

COLLEGE: Ball State University (1987, Exercise Physiology)

SPECIAL INTERESTS: Family, hunting, fishing

TURNED PROFESSIONAL: 1988 Q SCHOOL: 1997

BEST CAREER FINISH: T6--1998 Nissan Open.

NIKE TOUR VICTORIES (1): 1991 Cleveland Open

BEST 1998 PGA TOUR FINISHES: T6--Nissan Open; T8--Buick Open

BEST 1998 NIKE TOUR FINISH: T38--NIKE Lakeland Classic

**1998 SEASON:** Enjoyed best year on PGA TOUR...for first time earned spot among top 125 on money list on strength of a pair of top-10 finishes and a pair of top-15s...earned best TOUR finish with T6 at Nissan Open, fashioned by rounds of 69-71-68-69 and worth \$67,988...closing 66, following rounds of 70-70-71, helped produce Buick Open T8...\$50,400 payday moved him into top 100 on money list...in first tournament entered, fired 68-71 and came back in August with 68 to finish T13 at AT&T Pebble Beach National Pro-Am...opened 68-69 and closed with pair of 73s for T12 at Freeport-McDermott Classic.

**CAREER HIGHLIGHTS:** Member of the NIKE TOUR each year since 1990, with exception of 1996, when he was a member of PGA TOUR...won 1991 Cleveland Open by one stroke over Tom Lehman and Doug Martin...played in 89 of the first 90 NIKE TOUR events...struggled to retain exempt status on TOUR in 1996, finishing 157th on money list...did post two top-10s that year with T10 at Freeport-McDermott Classic and MasterCard Colonial...returned to NIKE TOUR in 1997 and finished 41st on the money list with \$52,519 in 25 starts...winner of 1982 Indiana State Junior Championship...two-time All-Mid-American Conference.

## JEFF GALLAGHER...continued

**PERSONAL:** Brother of PGA TOUR member Jim Gallagher, Jr. and LPGA member Jackie Gallagher-Smith...caddied for brother Jim in 1993 British Open.

PGA TOUR CAREER SUMMARY						PLAYOFF RECORD: 0-0			
Year	Events Played	Cuts Made	1st	2nd	3rd	Top 10	Top 25	Earnings	Rank
1989	1								
1994	1								
1996	31	11				2	4	\$114,001	157
1997	2	1						\$3,376	320
1998	29	18				2	4	\$259,769	113
Total	64	30				4	8	\$377,146	325

NIKE TOUR CAREER SUMMARY									
Year	Events Played	Cuts Made	1st	2nd	3rd	Top 10	Top 25	Earnings	Rank
1990	30	17				3	10	\$20,784	51
1991	30	16	1	1		5	10	\$56,593	9
1992	29	15		1		5	10	\$44,167	32
1993	20	8				2	5	\$24,807	71
1994	25	18				2	4	\$22,595	64
1995	22	15				3	9	\$48,085	43
1996	1								
1997	25	19				3	9	\$52,519	41
1998	1	1						\$968	241
Total	183	109	1	2		23	57	\$270,516	
COMBINED TOTAL MONEY:								\$647,662	

**1998 PGA TOUR CHARITY TEAM:** Las Vegas Invitational

1998 PGA TOUR STATISTICS			MISCELLANEOUS STATISTICS		
Scoring Average	71.75	(144)	Scoring Average Before Cut	71.55	(115T)
Driving Distance	267.0	(131T)	Scoring Average 3rd Round	71.39	(117)
Driving Accuracy Percentage	66.4	(140T)	Scoring Average Final Round	72.22	(148)
Total Driving	271	(175)	Birdies Conversion %	28.8	(87)
Greens in Regulation Pct.	63.5	(136T)	Par Breakers	18.7	(100T)
Putting Average	1.781	(77T)			
Sand Save Percentage	47.7	(145T)			
Eagles (Holes per)	267.0	(90T)			
Birdies Average	3.29	(106)			
All-Around Ranking	969	(143)			

1998 Low Round: 66: 1998 Buick Open/4  
Career Low Round: 64: 1996 Las Vegas Invitational/3  
Career Largest Paycheck: \$67,987: 1998 Nissan Open/T6



## JIM GALLAGHER, JR.

**EXEMPT STATUS:** Top 50 on PGA TOUR career money list

**FULL NAME:** James Thomas Gallagher, Jr.

**HEIGHT:** 6' 0"

**WEIGHT:** 195

**BIRTHDATE:** March 24, 1961

**BIRTHPLACE:** Johnstown, PA

**RESIDENCE:** Greenwood, MS; plays out of Brickyard Crossing, Indianapolis, IN

**FAMILY:** Wife, Cissy; Mary Langdon (1/15/92), James Thomas III (12/1/93), Kathleen Meeks (7/20/96)

**COLLEGE:** University of Tennessee (1983, Marketing)

**SPECIAL INTERESTS:** Music; deer, duck and turkey hunting; following family golf careers

**TURNED PROFESSIONAL:** 1983 **Q SCHOOL:** Fall 1983, 1984

**TOUR VICTORIES (5):** 1990 Greater Milwaukee Open. 1993 Anheuser-Busch Golf Classic, THE TOUR Championship. 1995 Kmart Greater Greensboro Open, FedEx St. Jude Classic

**BEST 1998 FINISH:** T6--MasterCard Colonial

## JIM GALLAGHER, JR....continued

**1998 SEASON:** Fell out of top 125 for second straight year and second time since 1987...will use one-time Top 50 PGA TOUR Career Money List exemption in 1999...enters 1998 45th on that list...lone top-10 finish of 1998 came at MasterCard Colonial...shot 69-69-68-66 to finish T6 and earn \$79,925...fired 68-70 on weekend to earn T17 at Shell Houston Open...a 68-69 on weekend lifted him to T24 at BellSouth Classic...those three tournaments were longest stretch of cuts-made all year...made eight cuts in 28 events entered.

**CAREER HIGHLIGHTS:** Twice has reached the \$1-million mark in earnings...first came in 1993, when he won Anheuser-Busch Golf Classic and THE TOUR Championship...final-round 65 at Anheuser-Busch was good for two-stroke victory over Chip Beck and helped earn spot on first Ryder Cup, where he defeated Seve Ballesteros, 3 and 2, to seal U.S. victory...opened TOUR Championship at Olympic Club with course-record 63 en route to one-stroke victory over Greg Norman and David Frost...second \$1-million season came in 1995, when he again won twice...stood in 10th place, seven strokes behind leader Jeff Sluman, entering final round of Kmart Greater Greensboro Open...shot final-round 66 for one-stroke victory over Sluman and Peter Jacobsen...along with Payne Stewart at Shell Houston Open, one of two seven-stroke come-from-behind winners in as many weeks in 1995...shot second-round 62 to take lead for good at FedEx St. Jude Classic...first TOUR victory came at 1990 Greater Milwaukee Open, where he defeated Ed Dougherty and Billy Mayfair on first playoff hole...represented United States at inaugural Presidents Cup, where his record was 3-1...leading money-winner on Tournament Players Series in 1985.

**PERSONAL:** Gallaghers were selected National Golf Month Family for 1995 by PGA of America...father Jim is a PGA Professional in Marion, IN...wife Cissy a former LPGA member...sister Jackie Gallagher-Smith and brother Jeff are both touring professionals...Jim is part owner of Gallagher-Meeks Cotton Co. in Greenwood, MS.

CAREER SUMMARY			PLAYOFF RECORD: 1-1						
Year	Events Played	Cuts Made	1st	2nd	3rd	Top 10	Top 25	Earnings	Rank
1984	25	13				1	2	\$22,249	148
1985	16	8					2	\$19,061	159
1986	36	21			1	3	6	\$79,967	107
1987	36	17				1	2	\$39,402	166
1988	19	14		1		1	2	\$83,766	124
1989	34	24				3	13	\$265,809	50
1990	34	25	1		1	5	10	\$476,706	25
1991	32	25		1	3	6	11	\$570,627	18
1992	28	25		3	1	7	15	\$638,314	19
1993	27	18	2		1	6	8	\$1,078,870	4
1994	27	16		1		4	8	\$325,976	51
1995	27	22	2	2	1	6	12	\$1,057,241	8
1996	24	15				2	8	\$277,740	76
1997	28	14				1	4	\$137,654	145
1998	28	8				1	3	\$153,992	161
Total	421	265	5	9	8	47	106	\$5,227,376	45

**1999 PGA TOUR CHARITY TEAM:** Mercedes Championship

### TOP TOURNAMENT SUMMARY

YEAR	86	87	88	89	90	91	92	93	94	95	96	97
Masters Tournament						T17	T25	CUT	CUT		T29	
U.S. Open			CUT	CUT	T33	T11	T57	CUT	T47	T62	T67	
British Open Championship							CUT	CUT	T47	T55		
PGA Championship				T12	CUT	3	T2	CUT	CUT	T44	T52	
THE PLAYERS Championship	CUT	CUT		T34	T29	CUT	T60	T39	T27	T23	T73	T70
THE TOUR Championship				27	T5	T25	1			T25		

**NATIONAL TEAMS:** Four Tours World Championship of Golf, 1991; Ryder Cup, 1993; The Presidents Cup, 1994


### 1998 PGA TOUR STATISTICS

Scoring Average	72.27	(170)
Driving Distance	279.7	(21T)
Driving Accuracy Percentage	60.9	(180)
Total Driving	201	(113T)
Greens in Regulation Pct.	63.4	(138T)
Putting Average	1.822	(173)
Sand Save Percentage	50.8	(105T)
Eagles (Holes per)	648.0	(168T)
Birdies Average	2.93	(169T)
All-Around Ranking	1,124	(173)

### MISCELLANEOUS STATISTICS

Scoring Average Before Cut	72.60	(175)
Scoring Average 3rd Round	70.22	(23)
Scoring Average Final Round	69.50	(1)
Birdies Conversion %	25.7	(170T)
Par Breakers	16.4	(172T)

**1998 Low Round:** 66: 1998 MasterCard Colonial/4  
**Career Low Round:** 61: 1991 Las Vegas Invitation/4  
**Career Largest Paycheck:** \$540,000: 1993 THE TOUR Championship/1



## BRENT GEIBERGER *(GUY-ber-ger)*

**EXEMPT STATUS:** 49th on 1998 money list  
**FULL NAME:** Brent Andrew Geiberger  
**HEIGHT:** 6' 4" **WEIGHT:** 200  
**BIRTHDATE:** May 22, 1968 **BIRTHPLACE:** Santa Barbara, CA  
**RESIDENCE:** Palm Desert, CA  
**FAMILY:** Single  
**COLLEGE:** Pepperdine University  
**SPECIAL INTERESTS:** Hockey, basketball, his computer  
**TURNED PROFESSIONAL:** 1993 **Q SCHOOL:** 1996

**BEST PGA TOUR CAREER FINISH:** T2--1997 LaCantera Texas Open. 1998 Phoenix Open.

**BEST NIKE TOUR CAREER FINISH:** 3--1995 NIKE San Jose Open, NIKE Alabama Classic. 1996 NIKE Alabama Classic, NIKE Dakota Dunes Open.

**BEST 1998 PGA TOUR FINISH:** T2--Phoenix Open; 3--National Car Rental Golf Classic/Disney; T6--Buick Invitational; T7--Honda Classic.

**1998 SEASON:** Followed impressive rookie year with exceptional sophomore season...recorded second career runner-up finish in second tournament of year and closed season with third-place performance...climbed into top 50 on TOUR money list with \$573,098...missed only seven cuts in 26 appearances...opened with a 64 to stand one stroke off lead at Phoenix Open...shot 70-72 and closed with 66 to finish T2, three strokes behind Jesper Parnevik...\$165,000 payday largest of career...rounds of 67-72-67 produced Buick Invitational T6 and, with \$61,350 paycheck, moved to 10th on TOUR money list with \$231,226 after first three starts...third top-10 came at Honda Classic, where rounds of 70-68-71-69 were good for T7...closed 68-65 for National Car Rental Golf Classic at Walt Disney World Resort third-place finish worth \$136,000...had begun his final event of year 72-70...made history when he and father Al became first father-son combo to compete in same PGA Championship.

**CAREER HIGHLIGHTS:** Rookie season of 1997 highlighted by runner-up finish at LaCantera Texas Open...entered final round tied for 12th, six strokes behind leader Tim Herron...closed with 65 to tie Rick Fehr for second, two strokes off Herron's winning total...finish worth \$123,200...recorded six top-25 finishes, including tie for 11th at Buick Open, tie for 12th at Greater Vancouver Open and tie for 14th at Las Vegas Invitational...nominated for 1997 PGA TOUR Rookie of the Year Award...played on NIKE TOUR for two years before earning playing privileges on PGA TOUR...had six top-10 finishes in 28 starts in 1995 en route to 23rd-place finish on money list with \$74,274...finished third at NIKE San Jose Open and tied for third at NIKE Alabama Classic that year...in 1996, improved to 11th on money list with \$103,817, missing by \$112 top-10 finish that would have earned place on PGA TOUR...earned TOUR spot with seventh-place finish at 1996 Qualifying Tournament...winner of eight junior college tournaments while attending College of the Desert in Palm Springs, CA.

**PERSONAL:** Father Al, winner of 11 PGA TOUR events and 10 SENIOR PGA TOUR titles, was the first to shoot 59 in PGA TOUR history...brother John is coach of Pepperdine University golf team that won 1997 NCAA Championship.

PGA TOUR CAREER SUMMARY						PLAYOFF RECORD: 0-0			
Year	Events Played	Cuts Made	1st	2nd	3rd	Top 10	Top 25	Earnings	Rank
1997	29	19		1		1	11	\$395,472	62
1998	26	19		1	1	4	7	\$573,098	49
Total	55	38		2	1	5	18	\$968,570	230

NIKE TOUR SUMMARY									
Year	Events Played	Cuts Made	1st	2nd	3rd	Top 10	Top 25	Earnings	Rank
1993	1								
1995	28	17			2	6	10	\$74,274	23
1996	28	21			2	8	15	\$103,817	11
Total	57	38			4	14	25	\$178,091	
COMBINED TOTAL MONEY:								\$1,146,661	

**1999 PGA TOUR CHARITY TEAM:** Sony Open in Hawaii

### PGA TOUR TOP TOURNAMENT SUMMARY

YEAR	98
U.S. Open	CUT
PGA Championship	T71
THE PLAYERS Championship	CUT

## BRENT GEIBERGER...continued


### 1998 PGA TOUR STATISTICS

Scoring Average	70.89	(57)
Driving Distance	274.3	(52)
Driving Accuracy Percentage	71.3	(67T)
Total Driving	119	(19)
Greens in Regulation Pct.	64.7	(103)
Putting Average	1.770	(48T)
Sand Save Percentage	47.6	(148T)
Eagles (Holes per)	267.0	(90T)
Birdies Average	3.63	(33T)
All-Around Ranking	598	(54)

### MISCELLANEOUS STATISTICS

Scoring Average Before Cut	70.66	(29)
Scoring Average 3rd Round	70.72	(60T)
Scoring Average Final Round	71.39	(109)
Birdies Conversion %	31.2	(27T)
Par Breakers	20.5	(33T)

1998 Low Round: 64: 1998 Phoenix Open/1  
 Career Low Round: 64: 1998 Phoenix Open/1  
 Career Largest Paycheck: \$165,000: 1998 Phoenix Open/T2



## BILL GLASSON (GLASS-n)

**EXEMPT STATUS:** 1997 tournament winner (through 1999)

**FULL NAME:** William Lee Glasson, Jr.

**HEIGHT:** 5' 11"

**WEIGHT:** 165

**BIRTHDATE:** April 29, 1960

**BIRTHPLACE:** Fresno, CA

**RESIDENCE:** Stillwater, OK

**FAMILY:** Wife, Courtney; Maxwell Alexander (9/30/88); Dakota Jade (2/26/92)

**COLLEGE:** Oral Roberts University (1982, Business)

**SPECIAL INTERESTS:** Flying own plane

**TURNED PROFESSIONAL:** 1983

**Q SCHOOL:** Fall 1983, 1984

**TOUR VICTORIES (7):** 1985 Kemper Open. 1988 B.C. Open, Centel Classic. 1989 Doral-Ryder Open. 1992 Kemper Open. 1994 Phoenix Open. 1997 Las Vegas Invitational

**BEST 1998 FINISHES:** 3--Buick Challenge; T5--BellSouth Classic; T7--CVS Charity Classic.

**1998 SEASON:** Named PGA TOUR Comeback Player of the Year for 1997 at annual PGA TOUR Awards Dinner at La Costa on January 9, 1998...immediately embarked on latest comeback, missing Mercedes Championships and all subsequent events prior to the Masters Tournament...had undergone tendon reattachment surgery on left forearm week following the 1997 TOUR Championship...missed cut at Masters in first start of season...in second start, shot 68-73-68-66 for T5 at BellSouth Classic...second top-10 of season came at CVS Charity Classic, where rounds of 69-68-67-68 produced T7...rounds of 69-65-65-69 good for Buick Challenge third-place finish, one stroke out of Steve Elkington-Fred Funk playoff...was one stroke behind Funk through 54 holes...made the cut in nine of the 12 tournaments he entered, earning \$353,222 for 84th spot on money list.

**CAREER HIGHLIGHTS:** Voted Comeback Player of the Year for 1997 after returning from May 1996 surgery for detached right forearm muscle to earn seventh PGA TOUR victory at Las Vegas Invitational...qualified for THE TOUR Championship with victory, jumping from 54th on money list to 27th...finished T4 at TOUR Championship...prior to win, was second at CVS Charity Classic, T2 at Freeport-McDermott Classic, T6 at Greater Vancouver Open and T8 at Greater Milwaukee Open...led TOUR in all-around and bounceback stats categories...first of eight TOUR victories came at 1985 Kemper Open...began final round six strokes off lead, but closing 64, featuring 40-foot birdie putt on final hole, enough for one-stroke victory over Larry Mize and Corey Pavin...earned second Kemper Open crown in 1992...won twice in fall of 1988...won by two over Wayne Levi and Bruce Lietzke at B.C. Open...also posted two-stroke victory at Centel Classic...won 1989 Doral-Ryder Open by one stroke over Fred Couples...at 1994 Phoenix Open, trailed by two strokes through 54 holes, shot closing 64 to defeat Bob Estes by three...finished that year with T4 at THE TOUR Championship after being 36- and 54-hole leader...led TOUR in driving distance in 1984 (276.5 yards)...two-time All-American at Oral Roberts University.

**PERSONAL:** Flies own plane to many TOUR stops...medical history is lengthy one - elbow surgeries, four sinus operations, four knee surgeries, lip surgery and two forearm surgeries...nearly filed for permanent disability due to lower back problems in 1991.




## BILL GLASSON...continued

CAREER SUMMARY					PLAYOFF RECORD: 0-0				
Year	Events Played	Cuts Made	1st	2nd	3rd	Top 10	Top 25	Earnings	Rank
1984	19	6					3	\$17,845	162
1985	28	20	1		1	4	6	\$195,449	29
1986	28	24				3	8	\$121,516	72
1987	29	19		2	1	4	6	\$151,701	69
1988	28	19	2	1		6	11	\$380,651	30
1989	23	19	1		1	5	9	\$474,511	19
1990	23	11				4	6	\$156,791	100
1991	11	5					1	\$46,995	178
1992	19	11	1			2	4	\$283,765	54
1993	22	16			1	6	10	\$299,799	57
1994	21	16	1		1	7	14	\$689,110	17
1995	22	15			1	5	11	\$412,094	43
1996	8	3				1	1	\$50,028	198
1997	19	16	1	2		6	8	\$926,552	22
1998	12	9			1	3	6	\$353,222	84
Total	314	209	7	5	7	56	104	\$4,560,029	55

1999 PGA TOUR CHARITY TEAM: Kemper Open

TOP TOURNAMENT SUMMARY														
YEAR	84	85	86	87	88	89	90	91	93	94	95	96	97	98
Masters Tournament			T25			CUT	T33		CUT	T18	CUT	CUT		CUT
U.S. Open		T25	T39	T53	CUT		T21	T51	CUT		T4			
British Open Championship							CUT				T24			
PGA Championship			T54	CUT		W/D	W/D			T19	CUT			T13
THE PLAYERS Championship			CUT	CUT	T7	CUT	W/D	T24	T41	CUT	CUT	CUT		
THE TOUR Championship						29				T4			T4	

1998 PGA TOUR STATISTICS			MISCELLANEOUS STATISTICS		
Scoring Average	70.16	(N/A)	Scoring Average Before Cut	71.00	(N/A)
Driving Distance	284.9	(N/A)	Scoring Average 3rd Round	69.44	(N/A)
Driving Accuracy Percentage	70.0	(N/A)	Scoring Average Final Round	69.67	(N/A)
Total Driving		(N/A)	Birdies Conversion %	31.4	(N/A)
Greens in Regulation Pct.	69.2	(N/A)	Par Breakers	22.6	(N/A)
Putting Average	1.755	(N/A)	1998 Low Round:	65: 3 times, most recent 1998 Las Vegas Invitational/2	
Sand Save Percentage	61.1	(N/A)	Career Low Round:	62: 1985 Panasonic Las Vegas/1	
Eagles (Holes per)	108.0	(N/A)	Career Largest Paycheck:	\$324,000: 1997 Las Vegas Invitational/1	
Birdies Average	3.90	(N/A)			



## PAUL GOYDOS (GOY-dose)

**EXEMPT STATUS:** 82nd on 1998 money list  
**FULL NAME:** Paul David Goydos  
**HEIGHT:** 5' 9" **WEIGHT:** 190  
**BIRTHDATE:** June 20, 1964 **BIRTHPLACE:** Long Beach, CA  
**RESIDENCE:** Long Beach, CA; plays out of Virginia CC, Long Beach, CA  
**FAMILY:** Wife, Wendy; Chelsea (8/21/90), Courtney (9/8/92)  
**COLLEGE:** Long Beach State University (1988, Finance)  
**SPECIAL INTERESTS:** Sports  
**TURNED PROFESSIONAL:** 1989 **Q SCHOOL:** 1992, 1993

**TOUR VICTORIES (1):** 1996 Bay Hill Invitational

**NIKE TOUR VICTORIES (1):** 1992 Ben Hogan Yuma Open

**BEST 1998 FINISHES:** T2--Deposit Guaranty Golf Classic; 6--FedEx St. Jude Classic.

**1998 SEASON:** Struggled with consistency in middle of season, but had string of four tournaments in late summer that propelled him into top 100 on money list for fourth time in career...after missing eight of 11 cuts, recorded T13 at Quad City Classic, where he shot 67-68-66-68...one week later, stood one off first-round lead at Deposit Guaranty Golf Classic after opening 66...followed with another 66, good for share of 36-hole lead...third-round 72 left him two off 54-hole lead...closing 68 earned him three-way tie for second, two behind Fred Funk...was the first runner-up finish of his TOUR career...earned second top-10 at FedEx St. Jude Classic, where rounds of 72-66-69-67 produced sixth-place finish...one week later, finished impressive four-start stretch with T15 at Buick Open.

**CAREER HIGHLIGHTS:** Lone TOUR victory came at 1996 Bay Hill Invitational...after rounds of 67-74-67, stood two strokes behind Guy Boros and Patrick Burke entering final round...shot closing 67 to defeat Jeff Maggert by one stroke and earn \$216,000...T7 at Bob Hope Chrysler Classic, T8 at Las Vegas Invitational and T9 at Sprint International were other top-10 finishes of year...followed winning season with consistent 1997, highlighted by five top-10 finishes...started year with T4 at Mercedes Championships, T7 at United Airlines Hawaiian Open and T9 at Nissan Open...also T4 at MasterCard Colonial, where he shared 36-hole lead...finished year with fifth-place finish at Walt Disney World/Oldsmobile Classic, posting 66 in final round to move from 31st spot...first earned PGA TOUR playing privileges with T13 finish at 1992 Qualifying Tournament...earned \$87,804 in rookie season for 152nd place, but regained card at Q-School that fall...finished 75th on money list in 1994 on strength of three top-10 finishes...earned \$10,212 in final tournament of 1995, LaCantera Texas Open, to finish 129th and remain exempt...played on Ben Hogan Tour in 1991 and 1992, winning 1992 Ben Hogan Yuma Open...won 1990 Long Beach Open.

**PERSONAL:** Was substitute teacher in Long Beach, CA at time of 1992 Yuma Open victory...1996 EA Sports Golf Challenge champion...donated \$10,000 prize to Arnold Palmer Children's Hospital...lost to Kevin Sutherland in unsuccessful 1997 defense of EA Sports Challenge Championship.

PGA TOUR CAREER SUMMARY						PLAYOFF RECORD: 0-0				
Year	Events Played	Cuts Made	1st	2nd	3rd	Top 10	Top 25	Earnings	Rank	
1993	30	18					4	\$87,804	152	
1994	31	22				3	9	\$241,107	75	
1995	35	21					6	\$146,423	129	
1996	29	15	1			4	7	\$438,111	44	
1997	30	21				5	9	\$396,241	61	
1998	31	20		1		2	5	\$368,413	82	
Total	186	117	1	1		14	40	\$1,678,099	159	

NIKE TOUR CAREER SUMMARY									
Year	Events Played	Cuts Made	1st	2nd	3rd	Top 10	Top 25	Earnings	Rank
1991	25	13		1		4	7	\$30,237	39
1992	29	17	1		2	3	8	\$61,104	17
1993	2	2						\$615	246
Total	56	32	1	1	2	7	15	\$91,955	42
COMBINED TOTAL MONEY:								\$1,770,054	

**1999 PGA TOUR CHARITY TEAM:** Sony Open in Hawaii

## PAUL GOYDOS...continued

### TOP TOURNAMENT SUMMARY

YEAR	94	95	96	97	98
Masters Tournament			CUT		
U.S. Open	T44	T62	CUT	T28	
PGA Championship			T73	T29	T34
THE PLAYERS Championship	T62	T49	CUT	CUT	T57

### 1998 PGA TOUR STATISTICS

Scoring Average	70.96	(65T)
Driving Distance	266.9	(133T)
Driving Accuracy Percentage	75.1	(23T)
Total Driving	156	(47T)
Greens in Regulation Pct.	66.6	(54T)
Putting Average	1.773	(58T)
Sand Save Percentage	50.3	(112T)
Eagles (Holes per)	600.0	(163)
Birdies Average	3.62	(35T)
All-Around Ranking	643	(64)

### MISCELLANEOUS STATISTICS

Scoring Average Before Cut	70.86	(44T)
Scoring Average 3rd Round	70.70	(58T)
Scoring Average Final Round	71.35	(104)
Birdies Conversion %	30.2	(46T)
Par Breakers	20.3	(43T)

1998 Low Round: 63: 1998 Bob Hope Chrysler Classic/4  
 Career Low Round: 63: 1998 Bob Hope Chrysler Classic/4  
 Career Largest Paycheck: \$216,000: 1996 Bay Hill Invitational/1



## WAYNE GRADY

**EXEMPT STATUS:** Winner, 1990 PGA Championship (through 2000)

**FULL NAME:** Wayne Desmond Grady

**HEIGHT:** 5' 9"

**BIRTHDATE:** July 26, 1957

**RESIDENCE:** Queensland, Australia; plays out of Royal Pines Resort

**FAMILY:** Wife, Lyn; Samantha (11/23/86)

**SPECIAL INTERESTS:** Cricket, fishing, all sports

**TURNED PROFESSIONAL:** 1978

**WEIGHT:** 160

**BIRTHPLACE:** Brisbane, Australia

**Q SCHOOL:** 1984

**TOUR VICTORIES (2):** 1989 Manufacturers Hanover Westchester Classic. 1990 PGA Championship.

**INTERNATIONAL VICTORIES (4):** 1978 Westlakes Classic (Aus). 1984 German Open (Eur). 1988 Australian PGA Championship (Aus). 1991 Australian PGA Championship (Aus).

**BEST 1998 FINISH:** T54—Buick Classic

**1998 SEASON:** Year's brightest moment occurred off the golf course...on May 28th, he was named Captain's Assistant by Peter Thomson for the International Team for the third Presidents Cup...designation became even more of an honor after International Team earned first victory in biennial competition in December...struggled most of the year, making six cuts in 18 tournaments...best finish was a T54 at Buick Classic...lowest round of the year a 66 in second round of CVS Charity Classic...round moved him into top-30 position, but closing 76-70 dropped him to T63.

**CAREER HIGHLIGHTS:** Biggest victory came at 1990 PGA Championship at Shoal Creek...took one-stroke lead with second-round 67, then pulled away for three-stroke victory over Fred Couples...almost earned first major victory the previous year...held one-stroke lead through three rounds of 1989 British Open at Royal Troon before closing 71 left him tied with Greg Norman and Mark Calcavecchia...Calcavecchia won four-hole playoff...first TOUR victory came at 1989 Manufacturers Hanover Westchester Classic...shot 69-65-71-72-277 to force playoff with Ronnie Black...won with birdie on first extra hole...last finished in TOUR's top 125 in 1992...had nine top-25 finishes that year...last top-10 finish came at 1994 Federal Express St. Jude Classic, where rounds of 70-66-67-66-269 were good for T5...his 10 starts in 1997 were fewest since 1984...nearly earned first victory in native Australia since 1991 at 1997 Ford Open, shooting 72-66-66-70-274 to finish second...qualified for PGA TOUR by finishing sixth at 1984 Qualifying Tournament...two-time winner of Australian PGA Championship...turned professional at age 16, then regained amateur status...turned professional for good at age 21.

**PERSONAL:** As youngster, dreamed about someday becoming pilot in Australian Air Force.

## WAYNE GRADY...continued

CAREER SUMMARY						PLAYOFF RECORD: 1-0				
Year	Events Played	Cuts Made	1st	2nd	3rd	Top 10	Top 25	Earnings	Rank	
1984	9	3						\$2,457	217	
1985	30	26		1		4	11	\$167,497	41	
1986	32	14				1	5	\$49,417	137	
1987	16	11		1		2	3	\$73,552	122	
1988	22	12				3	6	\$111,536	102	
1989	26	16	1			4	10	\$402,364	27	
1990	22	19	1			5	10	\$527,185	21	
1991	19	13				3	4	\$126,650	118	
1992	21	14				1	9	\$183,361	83	
1993	20	8					1	\$45,959	187	
1994	19	10				1	4	\$120,901	140	
1995	16	8					2	\$45,218	210	
1996	20	12					3	\$94,338	170	
1997	10	3						\$9,255	278	
1998	18	6						\$22,045	240	
Total	302	175	2	2		24	68	\$1,981,734	129	

### TOP TOURNAMENT SUMMARY

YEAR	79	83	84	85	86	87	88	89	90	91	92	93	94	95	96	97	98
Masters Tournament									T27	CUT	T13	CUT	T41	T35			
U.S. Open			CUT			T43	CUT	CUT	CUT	T63	T17	T81	CUT	CUT	T67		
British Open Championship		CUT	CUT	CUT		T17	T38	T2	CUT	T26	T39	T9	T60	CUT			
PGA Championship					T21		CUT	T46	1	T43	CUT	CUT	T30	CUT	T65	CUT	CUT
THE PLAYERS Championship				CUT	CUT		CUT	T29	CUT	T29	CUT	T45	CUT	T19	CUT	CUT	
THE TOUR Championship								T22	9								

**NATIONAL TEAMS:** World Cup (3), 1978, 1983, 1989; Nissan Cup, 1985; Four Tours World Championship of Golf (2), 1989, 1990; Dunhill Cup (3), 1989, 1990, 1991; The Presidents Cup, 1998 (Captain's Assistant)

### 1998 PGA TOUR STATISTICS

Scoring Average	73.81	(N/A)
Driving Distance	247.7	(N/A)
Driving Accuracy Percentage	71.3	(N/A)
Total Driving		(N/A)
Greens in Regulation Pct.	52.1	(N/A)
Putting Average	1.846	(N/A)
Sand Save Percentage	59.3	(N/A)
Birdies Average	2.26	(N/A)

### MISCELLANEOUS STATISTICS

Scoring Average Before Cut	74.36	(N/A)
Scoring Average 3rd Round	76.00	(N/A)
Scoring Average Final Round	72.83	(N/A)
Birdies Conversion %	24.0	(N/A)
Par Breakers	12.5	(N/A)

1998 Low Round: 66: 1998 CVS Charity Classic/2  
 Career Low Round: 63: 1991 Hardee's Golf Classic/2  
 Career Largest Paycheck: \$225,000: 1990 PGA Championship/1



## SCOTT GUMP

**EXEMPT STATUS:** 73rd on 1998 money list

**FULL NAME:** Scott Edward Gump

**HEIGHT:** 6' 2"

**BIRTHDATE:** December 17, 1965

**RESIDENCE:** Windermere, FL

**FAMILY:** Wife, Christine Gavin

**COLLEGE:** University of Miami (1987, Business Administration)

**SPECIAL INTERESTS:** Whitewater rafting, music, movies, home renovation

**TURNED PROFESSIONAL:** 1988

**WEIGHT:** 185

**BIRTHPLACE:** Rockledge, FL

**Q SCHOOL:** 1990

**BEST CAREER FINISH:** T2--1991 International, 1998 Quad City Classic.

**NIKE TOUR VICTORIES (2):** 1994 NIKE Monterrey Open, NIKE Greater Greenville Classic

**BEST 1998 FINISHES:** 2--Quad City Classic; T8--Westin Texas Open.

## SCOTT GUMP...continued

**1998 SEASON:** Enjoyed best year on TOUR...recorded, for the second time in career, a runner-up finish and, for the first time, broke into top 75 on money list with \$402,092, good for 73rd place...opened with rounds of 65-67-64 to trail by one stroke through 54 holes at Quad City Classic...closing 68 left him one stroke behind winner Steve Jones, who finished with 66...second-place finish matched best previous TOUR finish, T2 at 1991 International...one week before, opened 68-62 at Canon Greater Hartford Open...62 tied TPC at River Highlands course record...held 36-hole lead but closed 72-74 for T36...second top-10 a T8 at Westin Texas Open...week featured third-round 65, which lifted him into three-way tie for second, one stroke behind 54-hole leader Hal Sutton...closed with 71...ranked eighth in driving accuracy (78.0%)

**CAREER HIGHLIGHTS:** Prior to 1998, best PGA TOUR finish came at 1991 International...posted five birdies and three bogeys in final round to earn seven points and tie for second behind Jose Maria Olazabal...had one other top-10 finish that year - T5 at Walt Disney World/Olsmobile Classic - and went on to finish 80th on money list...tied for sixth at 1992 Federal Express St. Jude Classic...lost PGA TOUR card after 1993 season, but excelled on NIKE TOUR in 1994, winning NIKE Monterey Open and NIKE Greater Greenville Classic...second-place finish on money list earned return to PGA TOUR in 1995...T10 at 1995 Motorola Western Open...enjoyed consistent 1997, making 22 cuts in 33 starts, including six top-25 finishes...T13 at Tucson Chrysler Classic best of those.

**PERSONAL:** Friend of NBA player Will Perdue...wife Chris is active in TOUR Wives Association...when asked how he differs from the movie character, "Forrest Gump," Scott responded: "First of all, I don't run."

CAREER SUMMARY				PLAYOFF RECORD: 0-0						
Year	Events Played	Cuts Made	1st	2nd	3rd	Top 10	Top 25	Earnings	Rank	
1988(Am.)	1	1								
1988	1									
1989	1									
1991	29	18		1		2	7	\$207,809	80	
1992	33	24				1	5	\$148,696	102	
1993	31	17					4	\$96,822	147	
1994	3	2						\$4,181	286	
1995	29	19				1	5	\$184,828	99	
1996	31	20					6	\$177,332	118	
1997	33	22					6	\$209,672	109	
1998	31	20		1		2	7	\$402,092	73	
Total	223	143		2		6	40	\$1,431,432	181	


NIKE TOUR SUMMARY									
Year	Events Played	Cuts Made	1st	2nd	3rd	Top 10	Top 25	Earnings	Rank
1990	29	22				3	8	\$20,864	50
1991	3	2				1	1	\$4,071	139
1994	24	21	2	1	1	9	16	\$161,035	2
Total	56	45	2	1	1	13	25	\$185,970	14
COMBINED TOTAL MONEY:								\$1,617,402	

**1999 PGA TOUR CHARITY TEAM:** Nissan Open

TOP TOURNAMENT SUMMARY							
YEAR	88	91	92	93	96	97	98
Masters Tournament	CUT						
U.S. Open		CUT	T51		CUT		
PGA Championship			T79			T23	
THE PLAYERS Championship			66	CUT	T19	T65	T54

1998 PGA TOUR STATISTICS			MISCELLANEOUS STATISTICS		
Scoring Average	71.05	(74)	Scoring Average Before Cut	71.25	(80T)
Driving Distance	264.8	(152)	Scoring Average 3rd Round	70.50	(45T)
Driving Accuracy Percentage	78.0	(8T)	Scoring Average Final Round	72.05	(140T)
Total Driving	160	(53)	Birdies Conversion %	26.4	(156)
Greens in Regulation Pct.	67.2	(40T)	Par Breakers	17.9	(127T)
Putting Average	1.801	(140T)			
Sand Save Percentage	46.8	(158)			
Eagles (Holes per)	582.0	(159T)			
Birdies Average	3.20	(120T)			
All-Around Ranking	851	(124T)			





## JAY HAAS

**EXEMPT STATUS:** 56th on 1998 money list

**FULL NAME:** Jay Dean Haas

**HEIGHT:** 5' 10"

**BIRTHDATE:** December 2, 1953

**RESIDENCE:** Greenville, SC; plays out of Thornblade GC

**FAMILY:** Wife, Janice; Jay, Jr. (3/8/81), William Harlan (5/24/82), Winona Haley (1/18/84); Emily Frances (9/25/87), Georgia Ann (3/12/92)

**COLLEGE:** Wake Forest University

**SPECIAL INTERESTS:** All sports

**TURNED PROFESSIONAL:** 1976

**WEIGHT:** 180

**BIRTHPLACE:** St. Louis, MO

**Q SCHOOL:** Fall 1976

**TOUR VICTORIES (9):** 1978 Andy Williams-San Diego Open. 1981 Greater Milwaukee Open, B.C. Open. 1982 Hall of Fame Classic, Texas Open. 1987 Big "I" Houston Open. 1988 Bob Hope Chrysler Classic. 1992 Federal Express St. Jude Classic. 1993 H-E-B Texas Open

**INTERNATIONAL VICTORIES (1):** 1991 Mexican Open

**BEST 1998 FINISHES:** T2--Westin Texas Open; T6--AT&T Pebble Beach National Pro-Am; T7--FedEx St. Jude Classic; T10--Nissan Open.

**1998 SEASON:** Among the top 60 on the PGA TOUR money list for the 18th time in his 22-year career...enjoyed four top-10 finishes...recorded his 12th career runner-up at the Westin Texas Open...a season-low 64 in third round vaulted him from T21 to T2 with Justin Leonard through 54 holes, one stroke behind Hal Sutton...all three posted 68 on Sunday, keeping the final order intact...rounds of 68-67-70 produced AT&T Pebble Beach National Pro-Am T6...stood one stroke back after 36 holes...opened with back-to-back 66s to share first-round lead and hold 36-hole lead by one stroke at MCI Classic...closed 76-74 for T24...third top-10 came at FedEx St. Jude Classic, where rounds of 70-67-70-68 were good for T7...posted first "technical" top-10 of year at Nissan Open (AT&T Pebble Beach National Pro-Am notwithstanding), where opened 73-70 but closed 67-68 for T10.

**CAREER HIGHLIGHTS:** Has nine PGA TOUR wins in his career, beginning with three-stroke victory at 1978 Andy Williams-San Diego Open...had back-to-back two-win seasons in 1981 and 1982, when he finished 15th and 13th, respectively, on PGA TOUR money list...after four years without a victory, sank 70-foot putt on final hole of 1987 Big "I" Houston Open to force playoff with Buddy Gardner, then won playoff...shot opening 63 en route to 1988 Bob Hope Chrysler Classic title...shot weekend rounds of 64-64 for three-stroke victory over Dan Forsman and Robert Gamez at 1992 Federal Express St. Jude Classic...had string of nine consecutive rounds of par or better at Masters Tournament (1994-96), tying record held by Sam Snead and Arnold Palmer...won par-3 tournament at 1996 Masters as he had 20 years earlier as an amateur...Captain's Choice for 1994 Presidents Cup Team, where his record was 3-2...won 1975 NCAA Championship at Wake Forest and received Fred Haskins Award that year...1975-76 All-America selection.

**PERSONAL:** Introduced to golf by uncle, 1968 Masters Tournament winner Bob Goalby...won first trophy at National Pee Wee Championship in Orlando at age seven...brother Jerry is golf coach at Wake Forest...brother-in-law Dillard Pruitt played PGA TOUR and is now a TOUR Rules Official...appeared in a "Hootie and the Blowfish" music video.

CAREER SUMMARY				PLAYOFF RECORD: 3-0					
Year	Events Played	Cuts Made	1st	2nd	3rd	Top 10	Top 25	Earnings	Rank
1973(Am.)	1	1							
1974(Am.)	1	1							
1975(Am.)	1	1					1		
1976	4	4					1	\$2,911	205
1977	30	18				2	5	\$32,326	76
1978	29	20	1			4	9	\$77,176	31
1979	28	20		1		7	12	\$102,515	34
1980	30	26			1	7	14	\$114,102	35
1981	30	25	2			6	13	\$181,894	15
1982	29	27	2		1	10	15	\$229,746	13
1983	28	25		2	1	8	15	\$191,735	23
1984	27	20		1	1	3	12	\$146,514	45
1985	29	20				3	7	\$121,488	69
1986	29	17				7	12	\$189,204	45
1987	29	24	1			5	10	\$270,347	37
1988	29	22	1	1		6	12	\$490,409	20
1989	30	17		2		5	8	\$248,831	54
1990	28	17		1		1	5	\$180,023	89
1991	29	18			1	3	8	\$200,637	84

## JAY HAAS...continued

### CAREER SUMMARY...continued

Year	Events Played	Cuts Made	1st	2nd	3rd	Top 10	Top 25	Earnings	Rank
1992	28	24	1	1	1	6	16	\$632,628	20
1993	29	27	1			6	15	\$601,603	26
1994	30	25			1	5	14	\$593,386	25
1995	27	18		1	2	11	14	\$822,259	16
1996	26	21		1		4	11	\$523,019	36
1997	24	18				4	11	\$437,895	57
1998	25	17		1		4	7	\$515,454	56
Total	630	473	9	12	9	117	247	\$6,906,099	20

### 1999 PGA TOUR CHARITY TEAM: MCI Classic

#### TOP TOURNAMENT SUMMARY

YEAR	74	75	77	78	79	80	81	82	83	84	85	86	87	88	89
Masters Tournament				T47		T17	T31	44	T27	T21	5	T6	T7	CUT	T46
U.S. Open	T54	T18	T5			T25	CUT	T6	T43	T11	T15	CUT		T25	CUT
British Open Championship								T27	T19	T36			T35	T38	
PGA Championship				T58	T7	T50	T19	T5	T9	T39	T38	T53	T28	T38	CUT
THE PLAYERS Championship				T57	T9	T8	T29	T27	W/D	T29	T55	T7	T50	DQ	CUT
THE TOUR Championship															T14

#### TOP TOURNAMENT SUMMARY (cont.)

YEAR	90	91	92	93	94	95	96	97	98
Masters Tournament				38	T5	T3	T36		T12
U.S. Open	CUT		T23	T77	CUT	T4	T90	T5	CUT
British Open Championship						T79	T22	T24	
PGA Championship	CUT		T62	T20	14	T8	T31	T61	T40
THE PLAYERS Championship	CUT	CUT	CUT	T20	T55	CUT	T8	T43	CUT
THE TOUR Championship			T7	T10	6	T20			

**NATIONAL TEAMS:** Walker Cup, 1975; Ryder Cup (2), 1983, 1995; The Presidents Cup, 1994.


#### 1998 PGA TOUR STATISTICS

Scoring Average	70.78	(46)
Driving Distance	265.6	(145)
Driving Accuracy Percentage	73.8	(36T)
Total Driving	181	(83T)
Greens in Regulation Pct.	65.2	(94T)
Putting Average	1.770	(48T)
Sand Save Percentage	49.1	(133T)
Eagles (Holes per)	284.4	(100T)
Birdies Average	3.42	(73T)
All-Around Ranking	675	(75T)

#### MISCELLANEOUS STATISTICS

Scoring Average Before Cut	71.21	(77)
Scoring Average 3rd Round	71.06	(90T)
Scoring Average Final Round	71.13	(78T)
Birdies Conversion %	29.1	(81T)
Par Breakers	19.3	(82T)

1998 Low Round: 64: 1998 Westin Texas Open/3  
 Career Low Round: 63: 3 times, most recent 1990 Nissan  
 Los Angeles Open/3  
 Career Largest Paycheck: \$198,000: 1992 Fed Exp St. Jude/1



## DUDLEY HART

**EXEMPT STATUS:** 53rd on 1998 money list

**FULL NAME:** Howard Dudley Hart

**HEIGHT:** 5' 10"

**BIRTHDATE:** August 4, 1968

**RESIDENCE:** Weston, FL

**FAMILY:** Wife, Suzanne

**COLLEGE:** University of Florida

**SPECIAL INTERESTS:** Hockey, reading, fishing

**TURNED PROFESSIONAL:** 1990

**WEIGHT:** 170

**BIRTHPLACE:** Rochester, NY

**Q SCHOOL:** 1990

**TOUR VICTORIES (1):** 1996 Bell Canadian Open

**INTERNATIONAL VICTORIES (1):** 1998 Subaru Sarazen World Open

**BEST 1998 FINISHES:** T3--Motorola Western Open; T4--Shell Houston Open; T8--Phoenix Open.

**1998 SEASON:** Although without an official victory, enjoyed second-best season of career...for third consecutive year had three top-10s...made 19 of 25 cuts on way to 53rd position on TOUR money list with \$553,729...closed year with unofficial win at Subaru Sarazen World Open...rounds of 72-69-62-69 good for four-stroke victory over Bob Tway...collected \$360,000, which helped finance delayed honeymoon with wife Suzanne at Mexico's Cabo San Lucas...first top-10 of year a T8 at Phoenix Open after rounds of 70-68-69-68...closing 67 vaulted him from eighth to fourth place at Shell Houston Open...at Motorola Western Open, tied course record with final-round 63 to move from T27 to T3...opened with pair of 68s and was T3 at Greater Greensboro Chrysler Classic before rounds of 74-72 dropped him to T11...a 66-69 start at Buick Open earned T3 position after each round...dropped to T12 with 75-68 finish...ranked seventh in total driving (91 points) and 11th in sand saves (60.9%).

**CAREER HIGHLIGHTS:** Earned lone PGA TOUR victory -- on the heels of a severe wrist injury -- at the 1996 Bell Canadian Open...trailing by three strokes after two rounds...after Saturday rain reduced tournament to 54 holes, shot closing 70 to defeat David Duval by one stroke...entered the event 157th on money list, having made six cuts in only eight starts...injured wrist by hitting root at 1995 Canon Greater Hartford Open...after two months in a cast and another two in rehab, finally underwent surgery to repair torn ligaments prior to 1996 season...nearly collected second TOUR victory at 1997 FedEx St. Jude Classic...shot 66-66 during 36-hole Sunday and posted a 15-under-par 266, good for clubhouse lead...had to settle for second when Greg Norman birdied final three holes for one-stroke victory...in 1993, finished 52nd on money list...tied for third at Northern Telecom Open and Kmart Greater Greensboro Open that year...also tied for third at 1992 Greater Milwaukee Open...after standout career at University of Florida, turned professional in 1990 and won Florida Open and Louisiana Open...finished 21st at 1990 Qualifying Tournament to earn PGA TOUR card...won pro-am portion of 1994 AT&T Pebble Beach National Pro-Am, playing with Robert Floyd, son of Raymond.

**PERSONAL:** Nickname "Mini-Volcano" was acquired early in career for his temper, which he is better able to control these days.

PGA TOUR CAREER SUMMARY							PLAYOFF RECORD: 0-0		
Year	Events Played	Cuts Made	1st	2nd	3rd	Top 10	Top 25	Earnings	Rank
1991	31	17				2	7	\$126,217	120
1992	29	19			1	3	10	\$254,903	61
1993	30	16			2	4	8	\$316,750	52
1994	31	12				2	3	\$126,313	135
1995	30	18					4	\$116,334	148
1996	13	10	1			3	7	\$422,198	47
1997	28	14		1		3	6	\$410,188	60
1998	25	19			1	3	8	\$553,729	53
Total	217	125	1	1	4	20	53	\$2,326,632	111

NIKE TOUR SUMMARY									
Year	Events Played	Cuts Made	1st	2nd	3rd	Top 10	Top 25	Earnings	Rank
1991	1	1							
Total	1	1							
COMBINED TOTAL MONEY:								\$2,326,632	

**1999 PGA TOUR CHARITY TEAM:** JCPenney Classic

## DUDLEY HART...continued

### TOP TOURNAMENT SUMMARY

YEAR	92	93	94	97	98
Masters Tournament			CUT	CUT	
U.S. Open Championship	T23				WD
British Open Championship				CUT	81
PGA Championship	CUT	T6	T55	CUT	T44
THE PLAYERS Championship	CUT	W/D	CUT	CUT	T25

### 1998 PGA TOUR STATISTICS

Scoring Average	70.81	(50T)
Driving Distance	273.6	(55T)
Driving Accuracy Percentage	73.8	(36T)
Total Driving	91	(7)
Greens in Regulation Pct.	66.9	(49)
Putting Average	1.798	(133T)
Sand Save Percentage	60.9	(11)
Eagles (Holes per)	298.8	(104T)
Birdies Average	3.04	(155)
All-Around Ranking	593	(52T)

### MISCELLANEOUS STATISTICS

Scoring Average Before Cut	71.39	(103T)
Scoring Average 3rd Round	71.56	(131T)
Scoring Average Final Round	71.50	(114T)
Birdies Conversion %	25.9	(168)
Par Breakers	17.2	(154T)

1998 Low Round: 63: 1998 Motorola Western Open/4  
 Career Low Round: 63: 1998 Motorola Western Open/4  
 Career Largest Paycheck: \$270,000: 1996 Bell Canadian Open/1



## J.P. HAYES

**EXEMPT STATUS:** 1998 tournament winner (through 2000)

**FULL NAME:** John Patrick Hayes

**HEIGHT:** 6' 0"

**BIRTHDATE:** August 2, 1965

**RESIDENCE:** El Paso, TX

**FAMILY:** Wife, Laura

**COLLEGE:** University of Texas-El Paso

**SPECIAL INTERESTS:** Fishing, skiing

**TURNED PROFESSIONAL:** 1989

**WEIGHT:** 185

**BIRTHPLACE:** Appleton, WI

**Q SCHOOL:** 1991, 1994, 1996, 1997

**TOUR VICTORIES (1):** 1998 Buick Classic

**NIKE TOUR VICTORIES (1):** 1996 NIKE Miami Valley Open

**BEST 1998 FINISHES:** 1--Buick Classic; T3--AT&T Pebble Beach National Pro-Am

**1998 SEASON:** Became the fourth first-time winner on PGA TOUR with playoff victory over Jim Furyk at Buick Classic...the week marked only the fifth time he had made the cut in 10 events...arrived at Westchester CC having broken 70 just twice all year and with earnings of \$16,712...began road to victory with 66 in first round for T2, two strokes out of lead...due to heavy rains, second round was played over Saturday and Sunday...birdied 17 and 18 Sunday morning to complete 67 and tie Jim Furyk for lead...both players recorded 68s in the third and final round, which included an eagle by Furyk and birdie by Hayes on 54th hole...in playoff, Hayes sank seven-foot birdie putt on first extra hole to earn two-year exemption and \$324,000...other top-10 came at AT&T Pebble Beach National Pro-Am, where rounds of 70-67-67 produced T3...best finish following victory was T18 at Greater Milwaukee Open.

**CAREER HIGHLIGHTS:** Prior to first TOUR victory in 1998, his best finish on PGA TOUR was tie for sixth at the 1992 Anheuser-Busch Golf Classic...shot 70-70-67-68--275...in 1995, had a pair of top-15 finishes near the end of the year -- 13th at Bell Canadian Open and T12 at Quad City Classic...was a NIKE TOUR member in 1991, 1993-94 and 1996...finished 14th on 1996 money list on strength of victory at NIKE Miami Valley Open...posted a second-round 61 at 1994 NIKE Boise Open, equaling low score on NIKE TOUR that year...finished 13th at 1996 PGA TOUR Qualifying Tournament to gain fully exempt status on TOUR in 1997...best finish that year was T8 at Shell Houston Open, where he shot 64 on Saturday for his low round of the year...finished 135th on money list and returned to Qualifying Tournament for fourth time.

**PERSONAL:** Upon winning first TOUR title at 1998 Buick Classic, said: "More than the money, to me that exemption means the most. For the first time in a lot of years I won't have to fill out that application for Qualifying School."

## J.P. HAYES...continued

PGA TOUR CAREER SUMMARY							PLAYOFF RECORD: 1-0		
Year	Events Played	Cuts Made	1st	2nd	3rd	Top 10	Top 25	Earnings	Rank
1992	27	10				1	4	\$72,830	155
1993	1	1				1	1	\$6,650	253
1995	27	13					5	\$111,696	153
1996	4								
1997	29	18				1	6	\$160,722	135
1998	22	12	1		1	2	4	\$555,272	51
Total	110	54	1		1	5	20	\$907,170	236

NIKE TOUR SUMMARY									
Year	Events Played	Cuts Made	1st	2nd	3rd	Top 10	Top 25	Earnings	Rank
1992	2								
1993	22	9			1	2	7	\$36,539	50
1994	24	13			1	3	8	\$42,066	40
1995	1								
Total	49	22			2	5	15	\$78,605	
COMBINED TOTAL MONEY								\$985,775	

1999 PGA TOUR CHARITY TEAM: Buick Classic

### PGA TOUR TOP TOURNAMENT SUMMARY

YEAR	98
British Open Championship	CUT
PGA Championship	CUT

1998 PGA TOUR STATISTICS		
Scoring Average	71.33	(109)
Driving Distance	272.7	(64T)
Driving Accuracy Percentage	65.7	(149T)
Total Driving	213	(131T)
Greens in Regulation Pct.	63.9	(125T)
Putting Average	1.753	(22T)
Sand Save Percentage	57.4	(26T)
Eagles (Holes per)	603.0	(164T)
Birdies Average	3.46	(68T)
All-Around Ranking	727	(93)

### MISCELLANEOUS STATISTICS

Scoring Average Before Cut	71.50	(112)
Scoring Average 3rd Round	71.77	(144T)
Scoring Average Final Round	70.75	(46T)
Birdies Conversion %	30.5	(36T)
Par Breakers	19.4	(73T)

1998 Low Round: 66: 1998 Buick Classic/1  
 Career Low Round: 64: 1997 Shell Houston Open/3  
 Career Largest Paycheck: \$324,000: 1998 Buick Classic/1



## NOLAN HENKE (HEN-key)

EXEMPT STATUS: 65th on 1998 money list

FULL NAME: Nolan Jay Henke

HEIGHT: 6' 0"

BIRTHDATE: November 25, 1964

RESIDENCE: Ft. Myers, FL; plays out of Vines CC

FAMILY: Single

COLLEGE: Florida State University

SPECIAL INTERESTS: Fishing, Florida State football

TURNED PROFESSIONAL: 1987

WEIGHT: 165

BIRTHPLACE: Battle Creek, MI

Q SCHOOL: 1988, 1989

TOUR VICTORIES (3): 1990 B.C. Open, 1991 Phoenix Open, 1993 BellSouth Classic

BEST 1998 FINISHES: 3--B.C. Open; T3--Greater Milwaukee Open; T4--CVS Charity Classic; T7--National Car Rental Golf Classic/Disney.

1998 SEASON: Enjoyed best season on PGA TOUR since 1993, year of his last victory...recorded four top-10s for first time since 1993...65th-place finish on TOUR money list, with \$444,561, his highest in five years...rounds of 69-65-70-67 earned first top-10, T4 at CVS Charity Classic...two starts later, fired rounds of 70-62-67-69 for T3 at Greater Milwaukee Open, his first top-three and first third-place finish since T3 at 1996 Greater Milwaukee Open...in next start, earned third at B.C. Open...fired 69-69-67 and



## NOLAN HENKE...continued

was one stroke off Bruce Fleisher's 54-hole lead...final-round 72 good for solo third, marking first time he recorded two third-place finishes in one season...closing 66, after opening 69-70-72 at National Car Rental Golf Classic at Walt Disney World Resort, good for T7 in final appearance of year...posted pair of 69s on weekend for T14 finish at Phoenix Open...T17 at Quad City Classic with rounds of 65-67-67-71.

**CAREER HIGHLIGHTS:** Has three PGA TOUR victories, most recent at 1993 BellSouth Classic...entered final round four strokes behind leader Nick Price...closing 67 brought two-stroke victory over Price, Mark Calcavecchia and Tom Sieckmann...\$216,000 winner's check largest of his career...in BellSouth title defense, eagled 72nd hole to tie for second behind John Daly...also tied for second at 1995 MCI Classic...final-round 67 forced playoff with Bob Tway and David Frost, won by Tway on second extra hole...first TOUR victory came at 1990 B.C. Open, by three strokes over Mark Wiebe...the following year, entered final round of the Phoenix Open with four-stroke lead, then held on to defeat Tom Watson, Curtis Strange and Gil Morgan by one stroke...opened 1996 Greater Milwaukee Open with career-best 62...finished tied for third, one stroke out of Loren Roberts-Jerry Kelly playoff...won seven collegiate tournaments while at Florida State...1987 All-America selection who finished second at NCAA Championship to Brian Watts.


**PERSONAL:** Holds in Ft. Myers each year charity events that benefit S.W. Florida Children's Hospital and Hope Hospice House, as well as the Nolan Henke/Patty Berg Jr. Masters to benefit Jr. Golf.

CAREER SUMMARY				PLAYOFF RECORD: 0-1					
Year	Events Played	Cuts Made	1st	2nd	3rd	Top 10	Top 25	Earnings	Rank
1986(Am.)	1	1							
1987	2	2					1	\$9,072	208
1989	26	13				1	3	\$57,465	159
1990	29	16	1			5	8	\$294,592	48
1991	27	20	1		1	6	13	\$518,811	28
1992	27	16		1	1	4	11	\$326,387	45
1993	26	20	1			4	9	\$502,375	31
1994	26	12		1		3	5	\$278,419	70
1995	25	14		1		2	5	\$237,141	78
1996	24	15			1	3	6	\$302,726	71
1997	24	16				1	6	\$205,859	111
1998	25	18			2	4	6	\$444,561	65
Total	262	163	3	3	5	33	73	\$3,177,407	85

### 1999 PGA TOUR CHARITY TEAM: MCI Classic

TOP TOURNAMENT SUMMARY										
YEAR	89	91	92	93	94	95	96	97	98	
Masters Tournament		T53	T6	T27	CUT					
U.S. Open	T21	7	CUT	T7	CUT					
British Open Championship		T38								
PGA Championship		T57	CUT	T6	CUT	T23	T69			
THE PLAYERS Championship		CUT	CUT	T65	T9	T61	T19	T37	T57	
THE TOUR Championship		T5		T23						

1998 PGA TOUR STATISTICS			MISCELLANEOUS STATISTICS		
Scoring Average	71.11	(83T)	Scoring Average Before Cut	70.41	(18)
Driving Distance	265.4	(146T)	Scoring Average 3rd Round	71.42	(120T)
Driving Accuracy Percentage	72.9	(46T)	Scoring Average Final Round	72.11	(142)
Total Driving	192	(107)	Birdies Conversion %	28.9	(85T)
Greens in Regulation Pct.	67.2	(40T)	Par Breakers	19.4	(73T)
Putting Average	1.773	(58T)			
Sand Save Percentage	49.6	(121T)	1998 Low Round:	62:	1998 Greater Milwaukee Open/2
Eagles (Holes per)	584.0	(188)	Career Low Round:	62:	2 times, most recent 1998 Greater Milwaukee Open/2
Birdies Average	3.49	(62T)	Career Largest Paycheck:	\$216,000:	1993 BellSouth Classic/1
All-Around Ranking	744	(99T)			



## BRIAN HENNINGER (HEN-in-ger)

**EXEMPT STATUS:** 114th on 1998 money list  
**FULL NAME:** Brian Hatfield Henninger  
**HEIGHT:** 5' 8" **WEIGHT:** 155  
**BIRTHDATE:** October 19, 1962 **BIRTHPLACE:** Sacramento, CA  
**RESIDENCE:** Wilsonville, OR; plays out of Oregon GC  
**FAMILY:** Wife, Catherine; Carlin (6/10/93), Hunter (11/18/95)  
**COLLEGE:** University of Southern California (1987, Psychology)  
**TURNED PROFESSIONAL:** 1987 **Q SCHOOL:** 1996

**TOUR VICTORIES (1):** 1994 Deposit Guaranty Golf Classic

**NIKE TOUR VICTORIES (3):** 1992 South Texas Open, Macon Open, Knoxville Open

**BEST 1998 FINISHES:** T8--MasterCard Colonial; T9--B.C. Open

**1998 SEASON:** After slow start, managed to find consistency and, for fourth time in six-year career, retained fully exempt status...had two top-10s, each of which came in timely manner...rounds of 70-66-68-69 produced MasterCard Colonial T8, his best finish since fifth at 1997 CVS Charity Classic...\$69,000 payday moved him into top 100 on money list...second top-10 came at B.C. Open, where rounds of 69-69-70-72 were good for T9...\$34,714 check lifted him to No. 108 on money list...closed with three consecutive 69s for T15 at Honda Classic...posted back-to-back top-20s at Deposit Guaranty Golf Classic (T18) and CVS Charity Classic (T19).

**CAREER HIGHLIGHTS:** Earned lone PGA TOUR victory at rain-plagued 1994 Deposit Guaranty Golf Classic...shot 67-68 to share lead with Mike Sullivan...after rain forced cancellation of Sunday's final round, Henninger birdied first playoff hole for victory over Sullivan and \$126,000 check...two months earlier, daring approach to 72nd green at BellSouth Classic led to eagle-3 and share of second place...at 1995 Masters Tournament, shared 54-hole lead with Ben Crenshaw before closing 76 left him tied for 10th...dropped to 142nd on money list in 1996, but earned return to TOUR with T37 at Qualifying Tournament...enjoyed best earnings year in 1997...\$329,864 placed him 71st on money list in season that featured three top-10s - T2 at BellSouth Classic, T10 at Deposit Guaranty Golf Classic and fifth at CVS Charity Classic...tied for 11th at Bay Hill Invitational after getting into field as fifth alternate...first joined PGA TOUR in 1993 after finishing second on 1992 Ben Hogan Tour money list with victories at South Texas Open, Macon Open and Knoxville Open...leading money-winner on 1989 Golden State Tour.

**PERSONAL:** Outstanding prep tennis player who switched to golf as high school junior...twice reached semifinals of state high school tennis tournament...made University of Southern California golf team as a walk-on.

PGA TOUR CAREER SUMMARY							PLAYOFF RECORD: 1-0		
Year	Events Played	Cuts Made	1st	2nd	3rd	Top 10	Top 25	Earnings	Rank
1993	30	16				1	3	\$112,811	130
1994	21	16	1	1		2	2	\$294,075	63
1995	28	11				2	3	\$166,730	114
1996	28	15				1	5	\$135,680	142
1997	25	15		1		3	6	\$329,864	71
1998	29	19				2	5	\$256,714	114
Total	161	92	1	2		11	24	\$1,295,873	195

NIKE TOUR CAREER SUMMARY									
Year	Events Played	Cuts Made	1st	2nd	3rd	Top 10	Top 25	Earnings	Rank
1990	2	2					1	\$2,325	158
1991	27	10					5	\$10,878	89
1992	28	15	3		1	7	11	\$128,301	2
1994	4	2		1		1	1	\$23,905	59
Total	61	29	3	1	1	8	18	\$165,409	
COMBINED TOTAL MONEY:								\$1,461,282	

**1999 PGA TOUR CHARITY TEAM:** BellSouth Classic

PGA TOUR TOP TOURNAMENT SUMMARY					
YEAR	94	95	96	97	98
Masters Tournament		T10	CUT		
U.S. Open			CUT		
PGA Championship	T75	CUT		T49	
THE PLAYERS Championship		CUT	CUT	CUT	T66

## BRIAN HENNINGER...continued

### 1998 PGA TOUR STATISTICS

Scoring Average	71.36	(111T)
Driving Distance	274.9	(45T)
Driving Accuracy Percentage	64.6	(164)
Total Driving	209	(127)
Greens in Regulation Pct.	64.5	(111)
Putting Average	1.757	(26T)
Sand Save Percentage	55.1	(47)
Eagles (Holes per)	427.5	(145)
Birdies Average	3.65	(30T)
All-Around Ranking	679	(78)

### MISCELLANEOUS STATISTICS

Scoring Average Before Cut	70.84	(43)
Scoring Average 3rd Round	71.05	(88T)
Scoring Average Final Round	72.05	(140T)
Birdies Conversion %	31.5	(19T)
Par Breakers	20.5	(33T)

1998 Low Round: 66: 6 times, most recent 1998 Las Vegas Invitational/1

Career Low Round: 63: 1997 CVS Charity Classic/3

Career Largest Paycheck: \$126,000: 1994 Deposit Guaranty Golf Classic/1



## TIM HERRON (HAIR-un)

EXEMPT STATUS: 1997 tournament winner (through 1999)

FULL NAME: Timothy Daniel Herron

HEIGHT: 5' 10"

WEIGHT: 210

BIRTHDATE: February 16, 1970

BIRTHPLACE: Minneapolis, MN

RESIDENCE: Scottsdale, AZ; plays out of Rush Creek CC

FAMILY: Single

SPECIAL INTERESTS: Fishing, pool, snow skiing

COLLEGE: University of New Mexico

TURNED PROFESSIONAL: 1993

Q-SCHOOL: 1995

TOUR VICTORIES (2): 1996 Honda Classic. 1997 LaCantera Texas Open

BEST 1998 FINISHES: T4--Tucson Chrysler Classic; T7--Memorial Tournament; T9--Doral-Ryder Open, GTE Byron Nelson Classic.

1998 SEASON: Continued to produce solid performances in third year on PGA TOUR...made 21 of 29 cuts, his best career percentage...shared 36-hole lead in AT&T Pebble Beach National Pro-Am with Tom Watson at 10-under-par 134 after 68-66 start...with tournament's final round postponed to Aug. 17, came back with final-round 74 that produced T19...rounds of 69-70-67-69 were good for Tucson Chrysler Classic T4, his first top-10 of year...shared 36-hole lead at Doral-Ryder Open after opening 70-67...76-70 on weekend earned him T9...recorded another T9 at GTE Byron Nelson Classic...followed back-to-back 69s with 67-66 on weekend...rounds of 72-72-67-68 good for T7 at Memorial Tournament...went from T51 to top-10 finish at Muirfield Village on strength of weekend performance...T12 at FedEx St. Jude Classic...closed 68-67 to vault from T43 at Buick Challenge to T14...ranked seventh in total eagles (13).

CAREER HIGHLIGHTS: Has recorded two victories in three-year TOUR career...with wire-to-wire victory at Honda Classic, was the first of 13 first-time winners in 1996...tied TPC at Eagle Trace course record with opening 10-under-par 62...held six-stroke lead after second-round 68 and led by three after Saturday 72...his closing 69 in steady rain secured four-stroke victory and \$234,000 check...had two more top-10 finishes during his rookie year--T9 at Buick Classic and T6 at LaCantera Texas Open...second victory came at 1997 LaCantera Texas Open...grabbed one-stroke lead with third-round 64...went on to two-stroke win over Rick Fehr and Brent Geiberger after closing 69...finished T6 at Bay Hill Invitational and Greater Vancouver Open, T7 Kemper Open, T8 Memorial Tournament and T9 CVS Charity Classic...led TOUR in third-round scoring average (68.90)...spent 1995 season on NIKE TOUR, where he finished 25th on money list...best finish that year was tie for third at Mississippi Gulf Coast Classic...1992-93 first-team All-American at University of Mexico, where he won five tournaments...undefeated in three matches as member of victorious 1993 U.S. Walker Cup Team...1988 Minnesota junior player of the year...defeated 15-year-old Tiger Woods in second round of 1992 U.S. Amateur, one of only two defeats Woods suffered in 23 U.S. Amateur matches.

PERSONAL: Nicknamed "Lumpy" first day on job at golf course in Wayzata, MN...nickname stood at golf course, but not at school ("There already was a 'Lumpy' at school")...says ice fishing was way to pass time during Minnesota winters...grandfather, Carson Lee Herron, played in 1934 U.S. Open and won state titles in Minnesota and Iowa...father, also named Carson, played in 1963 U.S. Open.

## TIM HERRON...continued

### PGA TOUR CAREER SUMMARY

PLAYOFF RECORD: 0-0

Year	Events Played	Cuts Made	1st	2nd	3rd	Top 10	Top 25	Earnings	Rank
1995	1								
1996	31	22	1			3	7	\$475,670	39
1997	31	21	1			6	11	\$640,997	33
1998	29	21				4	10	\$525,373	54
Total	92	64	2			13	28	\$1,642,040	162

### NIKE TOUR CAREER SUMMARY

Year	Events Played	Cuts Made	1st	2nd	3rd	Top 10	Top 25	Earnings	Rank
1994	4	4					3	\$6,894	121
1995	27	21			1	6	16	\$69,534	25
Total	31	25			1	6	19	\$76,429	
COMBINED TOTAL MONEY:								\$1,718,469	

1999 PGA TOUR CHARITY TEAM: Mercedes Championships

### TOP TOURNAMENT SUMMARY

YEAR	95	96	97	98
Masters Tournament		CUT	CUT	
U.S. Open Championship	CUT	CUT	T53	
British Open Championship		CUT		
PGA Championship	T31	T13	75	
THE PLAYERS Championship	T19	CUT	CUT	

### 1998 PGA TOUR STATISTICS

Scoring Average	70.81	(50T)
Driving Distance	281.1	(17)
Driving Accuracy Percentage	65.4	(153T)
Total Driving	170	(67T)
Greens in Regulation Pct.	66.0	(74T)
Putting Average	1.794	(119T)
Sand Save Percentage	51.6	(97T)
Eagles (Holes per)	130.2	(9)
Birdies Average	3.51	(58T)
All-Around Ranking	577	(48)


### MISCELLANEOUS STATISTICS

Scoring Average Before Cut	71.22	(78)
Scoring Average 3rd Round	71.15	(98)
Scoring Average Final Round	70.95	(65T)
Birdies Conversion %	29.5	(67T)
Par Breakers	20.3	(43T)

1998 Low Round: 66: 5 times, most recent 1998 Buick Challenge/1

Career Low Round: 62: 1996 Honda Classic/1

Career Largest Paycheck: \$252,000: 1997 LaCantera Texas Open/1



## GABRIEL HJERTSTEDT (YET-stet)

EXEMPT STATUS: 1997 tournament winner (through 1999)

FULL NAME: Gabriel Steig Johan Eric Hjertstedt

HEIGHT: 6' 0"

WEIGHT: 175

BIRTHDATE: May 12, 1971

BIRTHPLACE: Umea, Sweden

RESIDENCE: Helsingborg, Sweden

FAMILY: Single

TURNED PROFESSIONAL: 1990

Q SCHOOL: 1996

TOUR VICTORIES (1): 1997 B.C. Open

BEST 1998 FINISHES: T6--Mercedes Championships; T9--Greater Milwaukee Open.

1998 SEASON: Began year in promising fashion but struggled most of the rest of the way...after rounds of 69-68-69-71 produced Mercedes Championships T6 and \$55,463 payday, missed next 10 cuts...started to get back on track beginning at the end of April, making six consecutive cuts...highlight during that stretch was T25 at GTE Byron Nelson Classic...made three cuts in last nine events of season...one of those was his second top-10 of year...rounds of 66-67-69-69 produced T9 at Greater Milwaukee Open...was T3, six strokes back, after opening 66 at Brown Deer Park GC.

## GABRIEL Hjertstedt...continued

**CAREER HIGHLIGHTS:** Became first Swede to win on TOUR with victory at 1997 B.C. Open...in what likely would have been his last start of the year, defeated Chris Perry, Andrew Magee and Lee Rinker by one stroke, earning \$234,000...shot 70-69-66 and trailed by one stroke through 54 holes...final-round 70 brought first TOUR win, which jumped him from 226th to 84th place on money list...prior to victory, best finish was T36 at Quad City Classic...competed on the Australasian Tour in 1990 and earned Rookie of the Year honors after top-10 finishes in the Johnnie Walker Classic and Air New Zealand Open...T4 at 1992 Australian Masters...joined PGA European Tour in 1993 and made immediate impact, tying for second at Lyon Open...the following year, had four top-five finishes in Europe, including two more runner-up finishes – French Open and Lyon Open – and T5s at Honda Open and Madeira Open...competed for Sweden in 1994 Dunhill Cup...bouts of lockjaw and hyperventilation forced him from European Tour in 1995...oral surgery to repair dislocated temporomandibular joint enabled return to competitive golf in 1996, when he earned place on PGA TOUR with T9 finish at Qualifying Tournament...member of Sweden's victorious team at 1990 World Amateur Team Championship.

**PERSONAL:** During lean period prior to oral surgery, often slept in his car, wearing rain gear to fight the cold, while struggling on European Tour...after B.C. Open victory, dropped suitcase on his foot, breaking small toe on right foot.

PGA TOUR CAREER SUMMARY					PLAYOFF RECORD: 0-0				
Year	Events Played	Cuts Made	1st	2nd	3rd	Top 10	Top 25	Earnings	Rank
1997	23	11	1			1	1	\$279,624	89
1998	26	10				2	3	\$167,072	157
Total	49	21	1			3	4	\$446,695	301

NIKE TOUR SUMMARY									
Year	Events Played	Cuts Made	1st	2nd	3rd	Top 10	Top 25	Earnings	Rank
1997	3	3					1	\$5,125	152
Total	3	3					1	\$5,125	
COMBINED TOTAL MONEY:								\$451,820	

### PGA TOUR TOP TOURNAMENT SUMMARY

YEAR	98
Masters Tournament	CUT
PGA Championship	CUT

**NATIONAL TEAMS:** World Amateur Team, 1990; Dunhill Cup, 1994

1998 PGA TOUR STATISTICS		
Scoring Average	72.56	(179)
Driving Distance	270.9	(83)
Driving Accuracy Percentage	67.5	(120T)
Total Driving	203	(119T)
Greens in Regulation Pct.	58.3	(186)
Putting Average	1.812	(156T)
Sand Save Percentage	54.0	(67T)
Eagles (Holes per)	648.0	(168T)
Birdies Average	2.93	(169T)
All-Around Ranking	1,128	(175)

MISCELLANEOUS STATISTICS		
Scoring Average Before Cut	73.21	(186)
Scoring Average 3rd Round	71.83	(149)
Scoring Average Final Round	73.40	(181)
Birdies Conversion %	27.9	(115T)
Par Breakers	16.4	(172T)
1998 Low Round: 66: 3 times, most recent 1998 B.C. Open/3		
Career Low Round: 66: 7 times, most recent 1998 B.C. Open/3		
Career Largest Paycheck: \$234,000: 1997 B.C. Open/1		





## SCOTT HOCH (HOKE)

**EXEMPT STATUS:** 1997 tournament winner (through 1999)

**FULL NAME:** Scott Mabon Hoch

**HEIGHT:** 5' 11"

**WEIGHT:** 170

**BIRTHDATE:** November 24, 1955

**BIRTHPLACE:** Raleigh, NC

**RESIDENCE:** Orlando, FL

**FAMILY:** Wife, Sally; Cameron (5/1/84), Katie (5/16/86)

**COLLEGE:** Wake Forest University (1978, Communications)

**SPECIAL INTERESTS:** All sports

**TURNED PROFESSIONAL:** 1979

**Q SCHOOL:** Fall 1979

**TOUR VICTORIES (8):** 1980 Quad Cities Open. 1982 USF&G Classic. 1984 Lite Quad Cities Open. 1989 Las Vegas Invitational. 1994 Bob Hope Chrysler Classic. 1995 Greater Milwaukee Open. 1996 Michelob Championship at Kingsmill. 1997 Greater Milwaukee Open

**INTERNATIONAL VICTORIES (6):** 1982 Pacific Masters (Jpn), Casio World Open (Jpn). 1986 Casio World Open (Jpn). 1990 Korean Open (Asia). 1991 Korean Open (Asia). 1995 Heineken Dutch Open (Eur).

**BEST 1998 FINISHES:** 2--Kemper Open; T2--CVS Charity Classic; T5--THE PLAYERS Championship; T6--Nissan Open; T7--Doral-Ryder Open, Motorola Western Open, Canon Greater Hartford Open; T9--Tucson Chrysler Classic, NEC World Series of Golf.

**1998 SEASON:** For the eighth time in his 19-year career and for the fifth consecutive season, was among the top 20 on the PGA TOUR money list...finished without a victory for the first time in five seasons but posted two runners-up, boosting his career total to 13 second-place finishes...was among the top 10 in nine of 27 starts...now has 126 career top-10s in 505 appearances...also finished among top-25 17 times...first second-place finish came at Kemper Open...opened 69-68-68 for T5 through 54 holes...shot final-round 70, including a birdie on 72nd hole, to pull to within one stroke of Stuart Appleby, who parred final hole for win...final-round 65 vaulted him from 17th to second place at CVS Charity Classic, one stroke behind Steve Pate...had two consecutive top-10s on West Coast to begin year...opened 69-66 to stand T2, then closed with pair of 71s for T9 at Tucson Chrysler Classic...at Nissan Open, was T6 after rounds of 67-71-68-71...second-round 66 highlighted Doral-Ryder Open T7...rounds of 73-69-70-70 produced T7 at THE PLAYERS Championship, his second consecutive top-10 at the TPC at Sawgrass...after opening 66, shared first-round lead at Shell Houston Open...followed with rounds of 76-73-68 for T12...sixth top-10 came at Motorola Western Open, where rounds of 71-67-70-71 produced T7...one week later, opened 65-68-64 to be part of three-way tie for lead through 54 holes of Canon Greater Hartford Open...closing 71 produced T7...fired rounds of 70-69-71-69 for T9 at NEC World Series of Golf...opened with 70, good for T2 at Masters Tournament...held third place outright after second-round 71, then followed with pair of 73s on weekend for T16...T29 at PGA Championship...shared first-round lead at Shell Houston Open with 66 before rounds of 76-73-68 produced T12 finish...opened 66-68 to trail by one stroke at FedEx St. Jude Classic...closed 74-68 for 11th...ranked seventh in scoring average before cut (70.20)...member of his third United States Presidents Cup Team.

**CAREER HIGHLIGHTS:** One of the PGA TOUR's most consistent performers since joining the TOUR in 1980...since 1982, has finished among the top 40 on the money list every year except 1992, when surgery to repair a shoulder injury slowed him...first victory came in rookie season of 1980, winning his first of two Quad Cities Opens...had first money list top-10 finish in 1989 (No.10), earning \$670,680...three weeks after playoff loss to Nick Faldo at Masters, won Las Vegas Invitational in playoff over Robert Wrenn...after four years without a victory, captured 1994 Bob Hope Chrysler Classic...later that year, runner-up to Jose Maria Olazabal at NEC World Series of Golf...shot back-to-back 65s on weekend at 1995 Greater Milwaukee Open for three-stroke victory...lost playoff to Payne Stewart at 1995 Shell Houston Open after holding five-stroke lead through 54 holes...six top-three finishes in 1996, topped by wire-to-wire victory at Michelob Championship at Kingsmill...won second Greater Milwaukee Open in 1997...that year had career-high 11 top-10 finishes, including second at THE PLAYERS Championship, third at Nissan Open, T4 at Shell Houston Open and Memorial Tournament, fifth at Michelob Championship at Kingsmill, T6 at PGA Championship, T9 at Bob Hope Chrysler Classic and MCI Classic, T10 at U.S. Open and THE TOUR Championship...won 1996 Vardon Trophy with 70.08 scoring average...winner of 1986 Chrysler Team Championship with Gary Hallberg...runner-up to John Cook at 1978 U.S. Amateur...member of 1975 national championship team at Wake Forest...an All-America selection in 1977 and 1978, when he won Atlantic Coast Conference title.

**PERSONAL:** Donated \$100,000 of 1989 Las Vegas Invitational winnings to Arnold Palmer Children's Hospital in Orlando, facility which he and wife Sally strongly support...brother Buddy was a professional bowler, while their father won All-American honors in baseball at Wake Forest.

## SCOTT HOCH...continued

CAREER SUMMARY					PLAYOFF RECORD: 1-2				
Year	Events Played	Cuts Made	1st	2nd	3rd	Top 10	Top 25	Earnings	Rank
1979(Am.)	1	1							
1980	18	6	1			1	4	\$45,600	77
1981	31	19				2	7	\$49,606	87
1982	28	23	1	1		8	17	\$193,862	16
1983	25	20			1	7	11	\$144,605	37
1984	26	22	1	1	3	7	13	\$224,345	27
1985	30	24		1	1	6	13	\$186,020	35
1986	28	23		1	3	6	13	\$222,077	36
1987	27	23			4	8	12	\$391,747	20
1988	31	26				10	18	\$397,599	26
1989	27	21	1	1	1	6	12	\$670,680	10
1990	26	19			1	7	13	\$333,978	40
1991	31	26		1	1	9	14	\$520,038	27
1992	16	13					3	\$84,798	146
1993	28	18			1	6	15	\$403,742	37
1994	28	21	1	1	2	7	14	\$804,559	11
1995	28	23	1	1	1	8	14	\$792,643	18
1996	27	23	1	2	3	8	14	\$1,039,564	9
1997	22	22	1	1	1	11	15	\$1,393,788	6
1998	27	22		2		9	17	\$1,237,053	17
Total	505	395	8	13	23	126	239	\$9,136,303	9

1999 PGA TOUR CHARITY TEAM: Greater Milwaukee Open

TOP TOURNAMENT SUMMARY															
YEAR	79	80	81	82	83	84	85	86	87	88	89	90	91	92	93
Masters Tournament	T34		T37		T27		T53			CUT	2	T14	T35		
U.S. Open			CUT	W/D	T48		T34		T36	T21	T13	T8	6	CUT	T5
British Open Championship												CUT			
PGA Championship		CUT	CUT		T61	T48	T12	T41	T3	T25	T7	T49	T43	CUT	T6
THE PLAYERS Championship			T37	T13	CUT	T44	CUT	T14	T39	CUT	CUT	W/D	CUT		CUT
THE TOUR Championship									T12	28	T7		T21		

TOP TOURNAMENT SUMMARY (cont.)														
YEAR	94	95	96	97	98									
Masters Tournament	CUT	T7	T5	38	T16									
U.S. Open	T13	T56	T7	T10	CUT									
British Open Championship		T68			CUT									
PGA Championship	CUT	CUT	T61	T6	T29									
THE PLAYERS Championship	CUT	W/D	T19	2	T5									
THE TOUR Championship	T20	T27	T18	T10	T21									

NATIONAL TEAMS: World Amateur Team Championship, 1978; Walker Cup, 1979; The Presidents Cup (3), 1994, 1996, 1998; Ryder Cup, 1997

1998 PGA TOUR STATISTICS									
Scoring Average	69.93	(14T)							
Driving Distance	268.0	(117T)							
Driving Accuracy Percentage	75.1	(23T)							
Total Driving	140	(34)							
Greens in Regulation Pct.	67.5	(31T)							
Putting Average	1.752	(21)							
Sand Save Percentage	51.9	(93)							
Eagles (Holes per)	360.0	(123)							
Birdies Average	3.74	(20T)							
All-Around Ranking	442	(24)							

MISCELLANEOUS STATISTICS									
Scoring Average Before Cut	70.20	(7)							
Scoring Average 3rd Round	70.57	(53)							
Scoring Average Final Round	70.82	(56)							
Birdies Conversion %	31.3	(26)							
Par Breakers	21.1	(19T)							
1998 Low Round:	64:	1998 Canon Greater Hartford Open/3							
Career Low Round:	62:	1994 Bob Hope Chrysler Classic/2							
Career Largest Paycheck:	\$378,000:	1997 THE PLAYERS Championship/2							



## BRADLEY HUGHES

**EXEMPT STATUS:** 80th on 1998 money list

**FULL NAME:** Bradley Stuart Hughes

**HEIGHT:** 5' 9"

**WEIGHT:** 195

**BIRTHDATE:** February 10, 1967

**BIRTHPLACE:** Melbourne, Australia

**RESIDENCE:** Orlando, FL

**FAMILY:** Wife, Laura; Madison (2/19/96), Evan (11/23/98)

**SPECIAL INTERESTS:** Computers, Australian Rules Football, golf history, music

**TURNED PROFESSIONAL:** 1988

**BEST PGA TOUR CAREER FINISH:** T2--1998 CVS Charity Classic

**INTERNATIONAL VICTORIES (5):** 1998 Western Australian Open. 1991 South Australian PGA. 1993 Australian Masters. 1996 Australian Players Championship. 1998 Australian Masters

**BEST 1998 PGA TOUR FINISHES:** T2--CVS Charity Classic; T4--Bell Canadian Open, Michelob Championship at Kingsmill

**1998 SEASON:** Enjoyed best season on PGA TOUR...for first time in five attempts, earned fully exempt status...highlight of year came at CVS Charity Classic, where rounds of 68-69-67-66 were good for T2...marked his best TOUR finish...previous best was T8 at 1997 B.C. Open...started final round T7, but closing 66 earned \$132,000 and lifted him to No. 121 on TOUR money list...prior to runner-up finish, made only two off 11 cuts...secured exempt status at Bell Canadian Open...rounds of 73-72-69-66 were good for T4 and \$90,933...three starts later, finished T4 at Michelob Championship at Kingsmill...shot 68-67 for T4 through 36 holes...closed 69-69 to secure third top-five finish of year...final-round 67 produced T25 at Westin Texas Open...ranked ninth in greens in regulation (69.4%) and fourth in total driving (71)...won Ericsson Australian Masters on Feb. 15, opening with course-record 63 and finishing with a tournament-record 24-under-par total.

**CAREER HIGHLIGHTS:** Prior to 1998, his best PGA TOUR finish was tie for eighth at 1997 B.C. Open...shot 70-71-69-68--278 to finish three strokes behind winner Gabriel Hjertstedt...won his third professional start at the 1988 Western Australian Open...made his first 10 cuts as a professional...shot 10-under-par 62 in his first round on PGA European Tour (1989 Benson & Hedges International)...that 62 is his career low round...played European Tour in 1990, 1994 and 1996...played Japanese Tour from 1992-94...winner of 1987 and 1988 Victoria Amateurs, 1988 New Zealand Amateur and New Zealand Amateur Stroke Play, 1988 Western Australian Open, 1990 South Australian PGA, 1993 Microsoft Australian Masters, 1996 Australian Players Championship (by 12 strokes)...Australian Tour Rookie of the Year in 1988, when he finished 31st on money list...member of International Team in 1994 Presidents Cup, replacing Greg Norman that year...had 1-3 record.

**PERSONAL:** Signed with Melbourne Football Club to play Australian Rules Football...played in at least one event on every major tour in his rookie year...has the same birthday as Greg Norman, but is 12 years younger.

PGA TOUR CAREER SUMMARY							PLAYOFF RECORD: 0-0		
Year	Events Played	Cuts Made	1st	2nd	3rd	Top 10	Top 25	Earnings	Rank
1989	1								
1993	2	1					1	\$28,125	200
1994	7	5					1	\$29,891	212
1995	6	1						\$7,146	281
1996	5	3				2	2	\$74,420	182
1997	27	12				1	3	\$142,793	142
1998	23	10		1		3	4	\$370,767	80
Total	71	32		1		6	11	\$653,142	267

NIKE TOUR SUMMARY									
Year	Events Played	Cuts Made	1st	2nd	3rd	Top 10	Top 25	Earnings	Rank
1995	4	1						\$1,160	226
1998	2	1					1	\$2,700	191
Total	6	2					1	\$3,860	
COMBINED TOTAL MONEY:								\$657,002	

**1999 PGA TOUR CHARITY TEAM:** Buick Challenge

### PGA TOUR TOP TOURNAMENT SUMMARY

YEAR	94	95	96	97	98
Masters Tournament					CUT
U.S. Open	T39	T45		T16	
British Open Championship			T44		

**NATIONAL TEAMS:** The Presidents Cup, 1994; World Cup (2), 1996, 1997

## BRADLEY HUGHES...continued

### 1998 PGA TOUR STATISTICS

Scoring Average	71.65	(138)
Driving Distance	279.7	(21T)
Driving Accuracy Percentage	72.7	(50)
Total Driving	71	(4)
Greens in Regulation Pct.	69.4	(9)
Putting Average	1.817	(164T)
Sand Save Percentage	36.6	(186)
Eagles (Holes per)	283.5	(99)
Birdies Average	3.32	(98T)
All-Around Ranking	765	(107)


### MISCELLANEOUS STATISTICS

Scoring Average Before Cut	72.51	(170)
Scoring Average 3rd Round	69.80	(10)
Scoring Average Final Round	71.10	(75)
Birdies Conversion %	26.6	(148T)
Par Breakers	18.8	(94T)

1998 Low Round: 65: 1998 Buick Open/3

Career Low Round: 64: 1997 LaCantera Texas Open/2

Career Largest Paycheck: \$132,000: 1998 CVS Charity Classic/T2



## MIKE HULBERT (HULL-bert)

**EXEMPT STATUS:** 88th on 1998 money list

**FULL NAME:** Michael Patrick Hulbert

**HEIGHT:** 6' 0"

**WEIGHT:** 175

**BIRTHDATE:** April 14, 1958

**BIRTHPLACE:** Elmira, NY

**RESIDENCE:** Orlando, FL; plays out of Bay Hill and Lake Nona

**FAMILY:** Wife, Teresa; Justin Michael (7/25/93), Trevor (3/10/97)

**COLLEGE:** East Tennessee State University (1980, Business Management)

**SPECIAL INTERESTS:** Fishing, exercising

**TURNED PROFESSIONAL:** 1981

**Q SCHOOL:** 1984, 1985

**TOUR VICTORIES (3):** 1986 Federal Express-St. Jude Classic. 1989 B.C. Open. 1991 Anheuser-Busch Golf Classic.

**BEST 1998 FINISHES:** 3--Bell Canadian Open.

**1998 SEASON:** For 13th consecutive season, was among top 100 on PGA TOUR money list...in first round of year, recorded eight birdies on way to 8-under-par 63 at Phoenix Open...held one-stroke lead before rounds of 72-73-70 dropped him to T14...nearly captured fourth TOUR title at Bell Canadian Open...rounds of 72-70-66 had him alone in fourth place, four strokes out of lead...closed with 68 one group in front of Billy Andrade-Bob Friend pairing...was signing his card, one stroke behind Andrade, when Billy found water on 72nd hole...watched Andrade make 30-foot par-saving putt and Friend sink six-foot birdie putt to finish one stroke in front of Hulbert...said Mike of the nerve-wracking finish: "They didn't even give me a chance to think about winning"...third-place finish was worth \$149,600, moving him from 122nd on money list to 82nd, securing exempt status...T16 at Greater Greensboro Chrysler Classic and T17 at Shell Houston Open...opened with 67 in Houston, good for T2, one stroke out of lead.

**CAREER HIGHLIGHTS:** Most recent of three PGA TOUR victories came at 1991 Anheuser-Busch Golf Classic...two-putted for par from 40 feet to defeat Kenny Knox on first playoff hole...earned first victory in second season on TOUR, defeating childhood friend Joey Sindelar by one stroke at 1986 Federal Express St. Jude Classic...second TOUR victory, 1989 B.C. Open, occurred less than an hour from his boyhood home of Horseheads, NY...defeated Bob Estes in playoff...that victory, along with six other top-10 finishes, lifted him to 18th on money list, his best career finish...earnings rose to highest level since 1991 with 76th-place finish in 1997...season was highlighted by seven-way T2 at Buick Invitational, T6 at Buick Challenge, T7 at Phoenix Open and T9 at FedEx St. Jude Classic...has two unofficial team victories to his credit - 1987 Chrysler Team Championship with Bob Tway and 1996 JCPenney Classic with Donna Andrews...also won unofficial 1991 Ping Kapalua International in playoff with Davis Love III...putted one-handed in 1995 from AT&T Pebble Beach National Pro-Am through Sprint International...1979-80 All-America selection at East Tennessee State University.

**PERSONAL:** An avid fisherman who, when son Justin was born weighing 8 lbs., 1/2 oz., declared him "just perfect for mounting"...has been best friends with Joey Sindelar since age nine.

## MIKE HULBERT...continued

CAREER SUMMARY					PLAYOFF RECORD: 2-0				
Year	Events Played	Cuts Made	1st	2nd	3rd	Top 10	Top 25	Earnings	Rank
1983	1								
1985	26	12					1	\$18,368	161
1986	37	26	1	1	1	5	13	\$276,687	21
1987	36	23		1	1	6	10	\$204,375	49
1988	35	21				1	8	\$127,752	94
1989	34	26	1	1		7	13	\$477,621	18
1990	31	26				3	6	\$216,002	67
1991	31	24	1	1		5	13	\$551,750	24
1992	32	24				3	11	\$279,577	55
1993	31	21					6	\$193,833	89
1994	31	21			1	2	5	\$221,007	84
1995	31	22		1		3	8	\$311,055	61
1996	31	18			1	2	6	\$235,131	93
1997	30	20		1		4	6	\$317,247	76
1998	31	15			1	1	5	\$335,954	88
Total	448	299	3	6	5	42	111	\$3,766,359	70

1999 PGA TOUR CHARITY TEAM: Bob Hope Chrysler Classic

TOP TOURNAMENT SUMMARY													
YEAR	86	87	88	89	90	91	92	93	94	95	96	97	98
Masters Tournament		48			T45		T19	CUT					
U.S. Open		CUT	CUT	CUT	T29		T6	T62	CUT	T28		T68	
British Open Championship					T39								
PGA Championship	T7	CUT	CUT	T27	T49	T23	T28	T31		CUT	CUT	CUT	
THE PLAYERS Championship	T58	T24	T16	T59	T61	CUT	CUT	T11	T35	CUT	T71	T62	CUT
THE TOUR Championship				T14		30							


### 1998 PGA TOUR STATISTICS

Scoring Average	71.59	(130T)
Driving Distance	269.1	(103T)
Driving Accuracy Percentage	63.6	(171T)
Total Driving	274	(176)
Greens in Regulation Pct.	64.6	(104T)
Putting Average	1.788	(96T)
Sand Save Percentage	50.0	(114T)
Eagles (Holes per)	400.5	(139)
Birdies Average	3.13	(134T)
All-Around Ranking	991	(151)

### MISCELLANEOUS STATISTICS

Scoring Average Before Cut	72.18	(155T)
Scoring Average 3rd Round	69.86	(13)
Scoring Average Final Round	71.14	(82T)
Birdies Conversion %	27.0	(143T)
Par Breakers	17.7	(135T)

1998 Low Round: 63: 1998 Phoenix Open/1  
 Career Low Round: 63: 3 times, most recent 1998 Phoenix Open/1  
 Career Largest Paycheck: \$180,000: 1991 Anheuser-Busch Golf Classic/1



## JOHN HUSTON (HOUSTON)

**EXEMPT STATUS:** 1998 two-time tournament winner (through 2001)

**FULL NAME:** Johnny Ray Huston

**HEIGHT:** 5' 10"

**WEIGHT:** 155

**BIRTHDATE:** June 1, 1961

**BIRTHPLACE:** Mt. Vernon, IL

**RESIDENCE:** Palm Harbor, FL; plays out of Westin Innisbrook Golf Resort

**FAMILY:** Wife, Suzanne; Jessica (11/9/87), Travis (3/29/93)

**COLLEGE:** Auburn University

**SPECIAL INTERESTS:** All sports

**TURNED PROFESSIONAL:** 1983

**Q SCHOOL:** Fall 1987

**TOUR VICTORIES (5):** 1990 Honda Classic. 1992 Walt Disney World/Oldsmobile Classic. 1994 Doral-Ryder Open. 1998 United Airlines Hawaiian Open, National Car Rental Golf Classic at Walt Disney World Resort

**BEST 1998 FINISHES:** 1--United Airlines Hawaiian Open, National Car Rental Golf Classic/Disney; T2--Doral-Ryder Open; T5--BellSouth Classic; T6--Michelob Championship at Kingsmill; T8--Phoenix Open; T10--Bob Hope Chrysler Classic, MCI Classic.

**1998 SEASON:** A memorable season from start to finish...best four-day performance by any player on TOUR came at United Airlines Hawaiian Open, where he broke the all-time 72-hole record for strokes under par with a 28-under-par 260 to capture his



## JOHN HUSTON...continued

fourth TOUR title...rounds of 63-65-66-66 included 31 birdies and only three bogeys...broke record of 27-under-par shared by Ben Hogan (1945 Portland Invitational) and Mike Souchak (1955 Texas Open)...won by seven strokes over Tom Watson, sharing the largest margin of victory on TOUR with Davis Love III (MCI Classic)...shared first-round lead with David Ogren before breaking away with tournament record-tying 16-under-par 128 through 36 holes...shot tournament-record 22-under-par 194 through 54 holes...began season playing under one-time exemption, Top 50 on PGA TOUR Career Money List...closed year with fifth TOUR victory and, for first time in career, earned two wins in a season...rounds of 67-70-69 earned share of 36-hole lead at National Car Rental Golf Classic at Walt Disney World Resort but had him four strokes back of Love through 54 holes...closing 66 produced his second Disney title and fourth career win in homestate of Florida...prior to win in Hawaii, was T10 at Bob Hope Chrysler Classic and T8 at Phoenix Open in first two starts...after win, shot closing 67 to earn T2 at Doral-Ryder Open...finish marked four top-10s with earnings of \$636,250 after six starts and earned him top spot on TOUR money list...was his best start ever...picked up fifth top-10 with T10 at MCI Classic...opening 66 produced share of first-round lead...next top-10 came at BellSouth Classic, where rounds of 68-68-71-68 produced T5...shared first-round lead in British Open after opening 65...followed with 77-73-72 for T11...T6 at Michelob Championship at Kingsmill after rounds of 69-70-68-68...finished season with earnings of \$1,544,110 for 10th spot on money list, the highest of his career...missed only four cuts all year for first time since 1993...ranked first in all-around stats category (151), third in birdie average (3.96), fourth in putting (1.730) and third in third-round scoring average (69.29)...member of his second United States Presidents Cup Team.

**CAREER HIGHLIGHTS:** First of five PGA TOUR victories came at windswept 1990 Honda Classic, where he held off strong Mark Calcavecchia challenge to win by two strokes...fired closing 62 to overtake Mark O'Meara and win 1992 Walt Disney World/Oldsmobile Classic, where 26-under-par 262 was one off then-TOUR record for most strokes below par in 72-hole event...earned third victory at 1994 Doral-Ryder Open...entered final round four strokes behind, but closing 66 good for three-stroke victory...lost playoff to Jim McGovern at 1993 Shell Houston Open...tied for second with Greg Norman, Scott Simpson and David Frost at 1993 TOUR Championship, one stroke behind Jim Gallagher, Jr....fell out of top 125 for first time in career in 1997, finishing 141st...lone top-10 finish that year was ninth at MasterCard Colonial...led 1997 Masters Tournament after first-round 67...shot course-record 61 at Muirfield Village GC during second round of 1996 Memorial Tournament...won 1988 JCPenney Classic (another Florida event) with Amy Benz...medalist at 1987 Qualifying Tournament...won 1985 Florida Open.

**PERSONAL:** Sister Julie Jones caddied for him during record-breaking performance at 1998 United Airlines Hawaiian Open... "She never said one word to me all week," said John. "She was scared stiff"...with daughter Jessica, won father-child tournament at 1998 National Car Rental Golf Classic at Walt Disney World Resort...suffered with bursitis in left shoulder in 1997...sleeps on magnetic mattress cover and wears magnets in soles of shoes for relief.

CAREER SUMMARY				PLAYOFF RECORD: 0-1						
Year	Events Played	Cuts Made	1st	2nd	3rd	Top 10	Top 25	Earnings	Rank	
1987	1	1						\$1,055	287	
1988	31	17			1	2	6	\$150,301	78	
1989	29	14		1		2	5	\$203,207	68	
1990	25	16	1		1	3	7	\$435,690	30	
1991	27	23			1	5	13	\$395,853	40	
1992	32	23	1		1	4	15	\$515,453	26	
1993	30	26		2		6	15	\$681,441	15	
1994	25	19	1		1	8	11	\$731,499	16	
1995	27	15				5	7	\$294,574	64	
1996	25	18		1		6	9	\$506,173	37	
1997	28	12				1	3	\$151,840	141	
1998	25	21	2	1		8	16	\$1,544,110	10	
Total	306	205	5	5	5	50	107	\$5,611,195	38	

1999 PGA TOUR CHARITY TEAM: Buick Open

### TOP TOURNAMENT SUMMARY

YEAR	88	89	90	91	92	93	94	95	96	97	98
Masters Tournament			T3	T29	T25	59	T10	T17	17	T21	T23
U.S. Open		CUT	T14	CUT		CUT	CUT	CUT	T82		T32
British Open Championship			CUT			T48	CUT	T31			T11
PGA Championship		CUT	T57	T7	T18	T44	CUT	DQ	CUT		T13
THE PLAYERS Championship	68	CUT		T15	T40	CUT	T35	CUT	CUT	T69	CUT
THE TOUR Championship			T28		T13	T2	T10				T11

NATIONAL TEAM: The Presidents Cup (2), 1994, 1998

### 1998 PGA TOUR STATISTICS

Scoring Average	69.65	(7)
Driving Distance	279.3	(25T)
Driving Accuracy Percentage	72.3	(51T)
Total Driving	76	(6)
Greens in Regulation Pct.	68.7	(14T)
Putting Average	1.730	(4)
Sand Save Percentage	55.6	(42T)
Eagles (Holes per)	119.6	(5)
Birdies Average	3.96	(3)
All-Around Ranking	151	(1)

### MISCELLANEOUS STATISTICS

Scoring Average Before Cut	70.38	(16T)
Scoring Average 3rd Round	69.29	(3)
Scoring Average Final Round	70.29	(18T)
Birdies Conversion %	32.6	(8T)
Par Breakers	22.8	(3)
1998 Low Round:	63:	1998 United Airlines Hawaiian Open/1
Career Low Round:	61:	1996 Memorial Tournament/2
Career Largest Paycheck:	\$360,000:	1998 National Car Rental Golf Classic/Disney/1



## HALE IRWIN

**EXEMPT STATUS:** Life Member

**FULL NAME:** Hale S. Irwin

**HEIGHT:** 6' 0"

**BIRTHDATE:** June 3, 1945

**RESIDENCE:** St. Louis, MO and Pleasant Valley, Az

**FAMILY:** Wife, Sally Stahlhuth; Becky (12/15/71), Steven (8/6/74)

**COLLEGE:** University of Colorado (1968, Marketing)

**SPECIAL INTERESTS:** Fishing, hunting, golf course design

**TURNED PROFESSIONAL:** 1968

**WEIGHT:** 180

**BIRTHPLACE:** Joplin, MO

**Q SCHOOL:** Spring 1968

**TOUR VICTORIES (20):** 1971 Heritage Classic. 1973 Heritage Classic. 1974 U. S. Open. 1975 Atlanta Classic, Western Open. 1976 Glen Campbell Los Angeles Open, Florida Citrus Open. 1977 Atlanta Classic, Hall of Fame Classic, San Antonio-Texas Open. 1979 U. S. Open. 1981 Hawaiian Open, Buick Open. 1982 Honda-Inverrary Classic. 1983 Memorial Tournament. 1984 Bing Crosby Pro-Am. 1985 Memorial Tournament. 1990 U.S. Open, Buick Classic. 1994 MCI Heritage Classic

**SENIOR PGA TOUR VICTORIES (20):** 1995 Ameritech Senior Open, Vantage Championship. 1996 American Express Invitational, PGA Seniors' Championship. 1997 MasterCard Championship, LG Championship, PGA Seniors' Championship, Las Vegas Senior Classic, Burnet Senior Classic, BankBoston Classic, Boone Valley Classic, Vantage Championship, Hyatt Regency Maui Kaanapali Classic. 1998 Toshiba Senior Classic, PGA Seniors' Championship, Las Vegas Senior Classic, Ameritech Senior Open, U.S. Senior Open, BankBoston Classic, Energizer SENIOR TOUR Championship

**INTERNATIONAL VICTORIES (8):** 1974 Piccadilly World Match Play Championship (Eur). 1975 Piccadilly World Match Play Championship (Eur). 1978 Australian PGA Championship (Aus). 1979 South African PGA Championship (Afr), World Cup (Ind.). 1981 Bridgestone Classic (Aus). 1982 Brazilian Open. 1986 Bahamas Classic

**BEST 1998 TOUR FINISH:** T-47 BellSouth Classic

**BEST 1998 SENIOR PGA TOUR FINISHES:** 1--Toshiba Senior Classic, PGA Seniors' Championship, Las Vegas Senior Classic, Ameritech Senior Open, U.S. Senior Open, BankBoston Classic, Energizer SENIOR TOUR Championship; 2--Bruno's Memorial Classic, Nationwide Championship, FORD SENIOR PLAYERS Championship, Vantage Championship; T2--MasterCard Championship, State Farm Senior Classic; 3--BellSouth Senior Classic at Opryland; T3--Coldwell Banker Burnet Classic; 4--The Tradition; T4--LG Championship, Emerald Coast Classic; T5--American Express Invitational, Comfort Classic

**1998 SEASON:** Spent most of his time rewriting record books on SENIOR PGA TOUR...did make two appearances on PGA TOUR...shot 72-70-74-69 for T47 at BellSouth Classic...rounds of 80-68 caused missed cut at U.S. Open, his 27th consecutive U.S. Open start.

**CAREER HIGHLIGHTS:** One of 32 players in PGA TOUR history with at least 20 career victories...captured three U.S. Open titles -- at Winged Foot in 1974, by two strokes over Forrest Fezler; at Inverness in 1979, by two strokes over Gary Player and Jerry Pate; and at Medinah in 1990, defeating Mike Donald on the 19th playoff hole...sank 45-foot birdie putt on 72nd hole to force playoff with Donald...with his 10-foot birdie putt on the final playoff hole, became the oldest U.S. Open champion at age 45...followed Medinah victory with one the next week at Buick Classic...first, second and final TOUR victories came at Heritage Classic...two-time winner of Atlanta Classic (1975, 1977) and Memorial Tournament (1983, 1985)...string of 86 consecutive tournaments from 1975 through 1978 without missing cut is third-best in PGA TOUR history...finished in top 10 on PGA TOUR money list nine times, including six years in a row from 1973 to 1978...selected as first Captain of U.S. Presidents Cup Team in 1994 and earned playing spot on team that defeated International squad 20-12...had record of 2-1...joined SENIOR TOUR on June 3, 1995 after playing 12 PGA TOUR events that year, making nine cuts and finishing T7 twice.

**PERSONAL:** Two-sport athlete at University of Colorado, where he was 1967 NCAA Champion in golf and two-time All-Big 8 selection as defensive back in football...holds annual golf tournament to benefit St. Louis Children's Hospital...on tournament's 20th anniversary in 1995, hospital dedicated Hale Irwin Pediatric Cancer Center.

PGA TOUR CAREER SUMMARY						PLAYOFF RECORD: 4-5			
Year	Events Played	Cuts Made	1st	2nd	3rd	Top 10	Top 25	Earnings	Rank
1966(Am.)	1	1							
1967(Am.)	1	1							
1968	10	10					3	\$5,129	129
1969	32	21				1	7	\$18,211	83
1970	36	25		1		4	14	\$44,101	45
1971	34	28	1	2	1	7	13	\$96,695	12
1972	33	27		3	3	11	17	\$107,140	14
1973	32	25	1	1	1	12	18	\$128,353	7
1974	23	21	1	2		8	15	\$150,068	6
1975	22	21	2	1	1	14	17	\$205,380	4

continued on page 2-100

## HALE IRWIN...continued

### PGA TOUR CAREER SUMMARY...continued

Year	Events Played	Cuts Made	1st	2nd	3rd	Top 10	Top 25	Earnings	Rank
1976	21	21	2	3	2	12	17	\$252,719	3
1977	23	23	3	1	1	8	13	\$221,456	4
1978	22	22		2	4	13	17	\$191,666	7
1979	23	17	1		3	6	12	\$154,168	19
1980	25	18			1	9	14	\$109,810	38
1981	23	21	2	4	1	8	12	\$276,499	7
1982	23	20	1	1		4	11	\$173,719	19
1983	20	20	1			9	15	\$232,567	13
1984	20	16	1			6	11	\$183,384	31
1985	20	14	1			2	8	\$195,007	31
1986	25	15				1	3	\$59,983	128
1987	22	14				2	7	\$100,825	96
1988	23	14		1		2	7	\$164,996	72
1989	19	14			1	2	6	\$150,977	93
1990	17	15	2	1	2	6	11	\$838,249	6
1991	17	15		1	2	6	7	\$422,652	33
1992	20	13				1	2	\$98,208	131
1993	21	15				2	9	\$252,686	65
1994	22	19	1	1	1	6	11	\$814,436	10
1995	14	11				2	5	\$190,961	95
1996	3	3						\$31,550	218
1997	3	2						\$20,764	240
1998	2	1						\$5,244	309
Total	652	523	20	25	24	164	302	\$5,907,550	33

### SENIOR PGA TOUR CAREER SUMMARY

PLAYOFF RECORD: 0-1

Year	Events Played	Cuts Made	1st	2nd	3rd	Top 10	Top 25	Earnings	Rank
1995	12		2	3		11	12	\$799,175	10
1996	23		2	7	2	21	23	\$1,615,769	2
1997	23		9	3	1	18	22	\$2,343,364	1
1998	22		7	6	2	20	22	\$2,861,945	1
Total	80		20	19	5	70	79	\$7,620,253	5

COMBINED OFFICIAL EARNINGS:

\$13,527,803

### TOP TOURNAMENT SUMMARY

YEAR	66	70	71	72	73	74	75	76	77	78	79	80	81	82	83
Masters Tournament			T13			T4	T4	T5	5	8	T23	CUT	T25	CUT	T6
U.S. Open		T61		T19	T36	T20	1	T3	T26	T41	T4	1	T8	T58	T39
British Open Championship						T24	9	T32	T46	T24	6				T2
PGA Championship			T31	T22	T11	T9		T5	T34	T44	T12		T30	T16	T42
THE PLAYERS Championship						T34	7	T17	T3	T42		T14	T51	T19	T49

### TOP TOURNAMENT SUMMARY (cont.)

YEAR	84	85	86	87	88	89	90	91	92	93	94	95	96	97	98
Masters Tournament	T21	T36	CUT					T10	47	T27	T18	T14	T29		
U.S. Open	6	14	CUT	CUT	T17	T54	1	T11	T51	T62	T18	CUT	T50	T52	CUT
British Open Championship	T14						T53	T57	T19						
PGA Championship	T25	T32	T26		T38		T12	T73	T66	T6	T39	T54		T29	
THE PLAYERS Championship	T15	T5	CUT	T24	CUT	CUT	T5	T27	CUT	CUT	4	T55	T46		
THE TOUR Championship							T19				T22				

### SENIOR PGA TOUR TOP TOURNAMENT SUMMARY

YEAR	95	96	97	98
The Tradition		2	T13	4
U.S. Senior Open	T5	2	1	1
PGA Seniors' Championship		1	T5	1
FORD SENIOR PLAYERS Championship	T10	2	T19	2
Energizer SENIOR TOUR Championship	T8	T10	2	1

**NATIONAL TEAMS:** World Cup (2), 1974, 1979 (individual title 1979); Ryder Cup (5), 1975, 1977, 1979, 1981, 1991; U.S. vs. Japan, 1983; The Presidents Cup, 1994 (Playing Captain)

## HALE IRWIN...continued

### 1998 PGA TOUR STATISTICS

Scoring Average	70.71	(N/A)
Driving Distance	256.3	(N/A)
Driving Accuracy Percentage	78.6	(N/A)
Total Driving		(N/A)
Greens in Regulation Pct.	66.7	(N/A)
Putting Average	1.847	(N/A)
Sand Save Percentage	50.0	(N/A)
Birdies Average	2.50	(N/A)

### MISCELLANEOUS STATISTICS

Scoring Average Before Cut	72.50	(N/A)
Scoring Average 3rd Round	74.00	(N/A)
Scoring Average Final Round	69.00	(N/A)
Birdies Conversion %	20.8	(N/A)
Par Breakers	13.9	(N/A)


1998 Low Round: 68: 1998 U.S. Open/2  
 Career Low Round: 61: 1982 Southern Open/4  
 Career Largest Paycheck: \$225,000: 1994 MCI Heritage Golf Classic/1

### 1998 SENIOR PGA TOUR STATISTICS

Scoring Average	68.59	(1)
Driving Distance	264.0	(42)
Driving Accuracy Percentage	79.6	(3)
Total Driving	45	(3)
Greens in Regulation Pct.	76.4	(1)
Putting Average	1.700	(1)
Sand Save Percentage	56.1	(8T)
Eagles (Holes per)	426.0	(54)
Birdies Average	4.80	(1)
All-Around Ranking	111	(2)

### MISCELLANEOUS SENIOR TOUR STATISTICS

1998 Low Round: 62: 2 times, most recent 1998 Ameritech SENIOR Open/1  
 Career Low Round: 62: 3 times, most recent 1998 Ameritech SENIOR Open/1  
 Career Largest Paycheck: \$347,000: 1998 Energizer SENIOR TOUR Championship/1



## PETER JACOBSEN

**EXEMPT STATUS:** 92nd on 1998 money list

**FULL NAME:** Peter Erling Jacobsen

**HEIGHT:** 6' 3"

**WEIGHT:** 215

**BIRTHDATE:** March 4, 1954

**BIRTHPLACE:** Portland, OR

**RESIDENCE:** Portland, OR; plays out of Waikoloa Resort, HI

**FAMILY:** Wife, Jan; Amy (7/19/80), Kristen (2/23/82), Mickey (10/12/84)

**COLLEGE:** University of Oregon

**SPECIAL INTERESTS:** Music, antique car collection

**TURNED PROFESSIONAL:** 1976

**Q-SCHOOL:** Fall 1976

**TOUR VICTORIES (6):** 1980 Buick-Goodwrench Open. 1984 Colonial National Invitation, Sammy Davis, Jr.-Greater Hartford Open. 1990 Bob Hope Chrysler Classic. 1995 AT&T Pebble Beach National Pro-Am, Buick Invitational of California

**INTERNATIONAL VICTORIES (3):** 1979 Western Australian Open (Aus). 1981 Johnnie Walker Cup (Spain). 1982 Johnnie Walker Cup (Spain)

**BEST 1998 FINISHES:** 2--B.C. Open.

**1998 SEASON:** Earned 15th runner-up finish of his 22-year career at B.C. Open...rounds of 68-70-71-67 left him three strokes behind Chris Perry and alone in second place...finish his first top-10 of year and first since third-place finish at 1997 CVS Charity Classic...\$162,00 payday lifted him from 132nd to 85th place on TOUR money list...suffered torn cartilage when friend hugged him from behind, forcing his withdrawal from THE PLAYERS Championship...returned from sidelines with T44 at Shell Houston Open...with John Cook, finished second in Franklin Templeton Shark Shootout...lost playoff to Steve Elkington-Greg Norman but combined for tournament-record-tying 55 in final round...rounds of 69-68-67-67 were good for T11 at United Airlines Hawaiian Open.

**CAREER HIGHLIGHTS:** Enjoyed best season in 1995 with two victories and more than \$1 million in earnings...victories came in successive weeks at AT&T Pebble Beach National Pro-Am and Buick Invitational of California...was tied for 20th after two rounds at AT&T before moving into tie for second with third-round 66...closing 65 gave him two-stroke victory over David Duval...\$252,000 first-place check his largest on TOUR...the next week, took lead at Buick Invitational with third-round 68, then added another in final round for four-stroke victory...passed on chance to win three in row at Bob Hope Chrysler Classic, opting instead to celebrate wife Jan's 40th birthday...after T35 at Nissan Open, finished T2 and third in next two starts, Doral-Ryder Open and Nestle Invitational...tied for second at Kmart Greater Greensboro Open...first two-victory season came in 1984...defeated Payne Stewart in playoff for Colonial National Invitation title, which he dedicated to his father, who had just undergone serious surgery...posted two-stroke victory over Mark O'Meara at Sammy Davis, Jr.-Greater Hartford Open later that year...came from six strokes off pace in final round for first TOUR victory at 1990 Buick-Goodwrench Open...defeated Scott Simpson by one stroke for 1990 Bob Hope Chrysler Classic title...won 1986 Fred Meyer Challenge with Curtis Strange...first two professional titles were 1976 Oregon Open and Northern California Open...three-time All-American at University of Oregon...won 1974 Pac-8 Conference title.

## PETER JACOBSEN...continued

**PERSONAL:** Has own event management company, Peter Jacobsen Productions, which conducts Fred Meyer Challenge and Franklin Templeton Shark Shootout, as well as the newest PGA TOUR event, the Reno-Tahoe Open...founded "Jake Trout and the Flounders," musical group featuring Payne Stewart, Mark Lye and Larry Rinker...co-owns Jacobsen-Hardy Golf Design Co. with former TOUR player Jim Hardy.

CAREER SUMMARY				PLAYOFF RECORD: 1-3					
Year	Events Played	Cuts Made	1st	2nd	3rd	Top 10	Top 25	Earnings	Rank
1977	22	10					3	\$12,607	131
1978	27	14			1	2	4	\$34,188	82
1979	33	23				2	6	\$49,439	80
1980	28	23	1	1		5	12	\$138,562	26
1981	23	17		1		3	7	\$85,624	50
1982	24	23		2		7	10	\$145,832	25
1983	26	22			1	5	12	\$158,765	29
1984	23	20	2		1	6	12	\$295,025	10
1985	21	16		2		7	13	\$214,959	23
1986	23	17			1	1	5	\$112,964	78
1987	25	19				1	5	\$79,924	111
1988	25	19		3		6	11	\$526,765	16
1989	24	20		1		3	9	\$267,241	48
1990	22	20	1		2	5	12	\$547,279	19
1991	23	13		2		2	5	\$263,180	64
1992	27	18					4	\$106,100	127
1993	23	17				3	9	\$222,291	77
1994	19	15				3	7	\$211,762	88
1995	25	22	2	2	1	5	13	\$1,075,057	7
1996	19	14				1	3	\$127,197	146
1997	25	19			1	2	9	\$294,931	82
1998	22	12		1		1	5	\$327,336	92
Total	529	393	6	15	8	70	176	\$5,297,028	42

### TOP TOURNAMENT SUMMARY

YEAR	78	79	80	81	82	83	84	85	86	87	88	89	90	91	92
Masters Tournament				T11	T20	T20	T25	CUT	T25			T34	T30	T17	T61
U.S. Open			T22	T37		T34	T7	T31	T59	T24	T21	8	CUT	T31	63
British Open Championship						T12	T22	T11	CUT	WD		T30	T16	T73	
PGA Championship		T23	T10	T27	T34	3	T18	T10	3	20	47	T27	T26		T28
THE PLAYERS Championship	T52	T14	T5	CUT	T27	T16	T51	CUT	T33	CUT	T16	T70	T29	CUT	CUT
THE TOUR Championship											6		T19		

### TOP TOURNAMENT SUMMARY (cont.)

YEAR	93	94	95	96	97	98
Masters Tournament			T31			
U.S. Open	CUT		T51	T23		
British Open Championship		T32	T31	T44		
PGA Championship	T28		T23	W/D	T67	
THE PLAYERS Championship		CUT	T29	CUT	T48	
THE TOUR Championship			T16			

**NATIONAL TEAMS:** U.S. vs. Japan, 1984; Ryder Cup (2), 1985, 1995; Dunhill Cup, 1995

### 1998 PGA TOUR STATISTICS


Scoring Average	70.97	(67)
Driving Distance	276.3	(39)
Driving Accuracy Percentage	66.1	(145T)
Total Driving	184	(89T)
Greens in Regulation Pct.	66.6	(54T)
Putting Average	1.792	(107T)
Sand Save Percentage	55.3	(45T)
Eagles (Holes per)	585.0	(161)
Birdies Average	3.65	(30T)
All-Around Ranking	648	(65)

### MISCELLANEOUS STATISTICS

Scoring Average Before Cut	70.98	(57)
Scoring Average 3rd Round	70.69	(57)
Scoring Average Final Round	70.64	(34)
Birdies Conversion %	30.4	(38T)
Par Breakers	20.4	(36T)

1998 Low Round: 66: 1998 Quad City Classic/2  
 Career Low Round: 62: 1982 Manufacturers Hanover Westchester  
 Classi/2  
 Career Largest Paycheck: \$252,000: 1995 AT&T Pebble Beach  
 National Pro-Am/1





## LEE JANZEN

**EXEMPT STATUS:** Winner, 1998 U.S. Open (through 2003)  
**FULL NAME:** Lee MacLeod Janzen  
**HEIGHT:** 6' 0" **WEIGHT:** 175  
**BIRTHDATE:** August 28, 1964 **BIRTHPLACE:** Austin, MN  
**RESIDENCE:** Orlando, FL  
**FAMILY:** Wife, Beverly; Connor MacLeod (10/20/93)  
**SPECIAL INTERESTS:** Music, movies, snow skiing, all sports  
**COLLEGE:** Florida Southern College (1986, Marketing)  
**TURNED PROFESSIONAL:** 1986 **JOINED TOUR:** 1989

**TOUR VICTORIES (8):** 1992 Northern Telecom Open, 1993 Phoenix Open, U.S. Open, 1994 Buick Classic, 1995 THE PLAYERS Championship, Kemper Open, Sprint International, 1998 U.S. Open

**BEST 1998 FINISHES:** 1--U.S. Open; T3--Motorola Western Open; T4--Shell Houston Open.

**1998 SEASON:** His second U.S. Open title in six years provided one of the season's emotional highlights...recorded the best final-round U.S. Open comeback in 25 years...rounds of 73-66-73 left him five strokes behind Payne Stewart through 54 holes...closed with 68 to win by one stroke over Stewart, who closed with 74 at The Olympic Club...five-stroke comeback best since Johnny Miller came from six back to win 1973 U.S. Open...was his first victory on TOUR since 1995, as well as his eighth TOUR win...one week later, rounds of 68-69-69-71 were good for T3 at Motorola Western Open...prior to victory, opened 70-67 for share of second-round lead at THE PLAYERS Championship...third-round 69 earned outright lead by three strokes...closed with 79 to finish T13...after back-to-back 69s, shared 36-hole lead at Shell Houston Open...closed 70-71 for T4...made fourth consecutive appearance in THE TOUR Championship...earned more than \$1 million for second time with \$1,155,314, good for 20th place on TOUR money list...defeated Mark O'Meara, 1-up, for third place in PGA Grand Slam of Golf...lost to Tiger Woods, 3 and 2, in first match...ranked 13th in U.S. Presidents Cup standings, missing out on being a Captain's Choice by one spot, but subsequently added to team as replacement for Hal Sutton, who had to withdraw...ranked ninth in birdie average (3.80), 12th in putting average (1.747).

**CAREER HIGHLIGHTS:** First U.S. Open title came in head-to-head battle with Payne Stewart at Baltusrol GC in 1993...shot 67-67-69-69-272 to defeat Stewart by two strokes and equal U.S. Open scoring record set by Jack Nicklaus in 1980...earlier that year, defeated Andrew Magee by two strokes for Phoenix Open title...in 1997, posted seven top-10 finishes, including two seconds, and earned a fourth trip to THE TOUR Championship...made 24 of 27 cuts during year...top-10s included T2s at Buick Invitational and BellSouth Classic, fourth at PGA Championship, T4 at Memorial Tournament, T5 at Tucson Chrysler Classic, T6 at Las Vegas Invitational and T7 at Walt Disney World/Oldsmobile Classic...in 1995, won three times - THE PLAYERS Championship, Kemper Open and Sprint International...trailed Bernhard Langer and Corey Pavin by one stroke entering final round at TPC at Sawgrass...shot closing 71 for one-stroke victory...birdied 72nd hole at Kemper Open to tie Pavin, then birdied 18th again to win playoff...birdied holes 14-17 on Sunday to overtake Ernie Els and win Sprint International by one point...first TOUR victory came at 1992 Northern Telecom Open...closing 65 gave him one-stroke win over Bill Britton...won 1994 Buick Classic by three strokes over Els, who won U.S. Open the following week...leading money-winner on U.S. Golf Tour in 1989...won 1986 Division II National Championship while at Florida Southern...first-team All-American in 1985-86.

**PERSONAL:** Began to take golf seriously at age 14 after family moved to Florida from Maryland, where he played Little League baseball...still an avid Baltimore Orioles fan...won first tournament at 15 as member of Greater Tampa Junior Golf Association.

PGA TOUR CAREER SUMMARY							PLAYOFF RECORD: 1-0		
Year	Events Played	Cuts Made	1st	2nd	3rd	Top 10	Top 25	Earnings	Rank
1985	1								
1988	2	1					1	\$3,686	256
1989	2	1						\$5,100	233
1990	30	20				2	6	\$132,986	115
1991	33	23				2	11	\$228,242	72
1992	32	21	1	2	1	6	15	\$795,279	9
1993	26	23	2		1	7	15	\$932,335	7
1994	26	19	1			2	8	\$442,588	35
1995	28	22	3			4	14	\$1,378,966	3
1996	27	21		1	1	7	13	\$540,916	31
1997	27	24		2		7	15	\$877,832	24
1998	24	20	1		1	3	12	\$1,155,314	20
Total	258	195	8	5	4	40	110	\$6,493,245	22

NIKE TOUR SUMMARY									
Year	Events Played	Cuts Made	1st	2nd	3rd	Top 10	Top 25	Earnings	Rank
1990	2	1					1	\$1,125	204
Total	2	1					1	\$1,125	
COMBINED TOTAL MONEY:								\$6,494,370	

## LEE JANZEN...continued

1999 PGA TOUR CHARITY TEAM: John Deere Classic

### TOP TOURNAMENT SUMMARY

YEAR	85	91	92	93	94	95	96	97	98
Masters Tournament			T54	T39	T30	T12	T12		T33
U.S. Open	CUT	CUT	CUT	1	CUT	T13	T10	T52	1
British Open Championship			T39	T48	T35	T24	CUT	CUT	T24
PGA Championship			T21	T22	T66	T23	T8	4	CUT
THE PLAYERS Championship		CUT	CUT	T34	T35	1	T46	T37	T13
THE TOUR Championship			T2	22		T20		T26	T24

NATIONAL TEAMS: Ryder Cup (2), 1993, 1997; Dunhill Cup, 1995; The Presidents Cup, 1998


### 1998 PGA TOUR STATISTICS

Scoring Average	70.19	(22)
Driving Distance	274.9	(45T)
Driving Accuracy Percentage	69.4	(99T)
Total Driving	144	(37T)
Greens in Regulation Pct.	67.9	(23T)
Putting Average	1.747	(12T)
Sand Save Percentage	45.5	(164)
Eagles (Holes per)	147.6	(17)
Birdies Average	3.80	(9T)
All-Around Ranking	391	(16)

### MISCELLANEOUS STATISTICS

Scoring Average Before Cut	70.63	(26)
Scoring Average 3rd Round	71.67	(137T)
Scoring Average Final Round	70.94	(62T)
Birdies Conversion %	31.4	(24T)
Par Breakers	21.8	(8T)

1998 Low Round: 64: 1998 Kemper Open/2  
 Career Low Round: 61: 1993 Southwestern Bell Colonial/4  
 Career Largest Paycheck: \$540,000: 1995 THE PLAYERS Championship/1



## STEVE JONES

EXEMPT STATUS: Winner, 1996 U.S. Open (through 2006)

FULL NAME: Steven Glen Jones

HEIGHT: 6' 4"

BIRTHDATE: December 27, 1958

RESIDENCE: Bozeman, MT; plays out of Valley View GC

FAMILY: Wife, Bonnie Buckingham; Cy Edmond (2/27/91), Stacey Jane (2/21/93)

COLLEGE: University of Colorado

SPECIAL INTERESTS: Basketball, fly fishing, snow skiing

TURNED PROFESSIONAL: 1981

WEIGHT: 200

BIRTHPLACE: Artesia, NM

Q SCHOOL: 1981, 1984, 1986

TOUR VICTORIES (8): 1988 AT&T Pebble Beach National Pro-Am. 1989 MONY Tournament of Champions, Bob Hope Chrysler Classic, Canadian Open. 1996 U.S. Open. 1997 Phoenix Open, Bell Canadian Open. 1998 Quad City Classic

BEST 1998 FINISHES: 1--Quad City Classic; T4--Bob Hope Chrysler Classic.

1998 SEASON: Extended string of years with a win to three with victory at Quad City Classic...started the final round in four-way tie for third, three strokes behind defending champion David Toms, after opening 64-65-68...held share of lead and tied 36-hole tournament record with Frank Lickliter at 11-under-par 129...closed with 66 for one-stroke win over Scott Gump...collected \$279,000 for victory and finished year 38th on TOUR money list...opened season with T13 at Mercedes Championships...one week later, rounds of 66-70-65-65-69 were good for T4 at Bob Hope Chrysler Classic...was T3 after 72 holes, three strokes back...posted T11s at United Airlines Hawaiian Open and Westin Texas Open...closed year with T27 at Las Vegas Invitational...ranked sixth in greens in regulation (70.1%), 11th in driving distance (281.7) and 10th in all-around stats ranking.

CAREER HIGHLIGHTS: After spending nearly three years off TOUR due to ligament and joint damage to left ring finger suffered in November 25, 1991 dirt-bike accident, completed comeback with victory in 1996 U.S. Open at Oakland Hills...became first sectional qualifier to win U.S. Open since Jerry Pate in 1976...after opening-round 74, shot 66-69 to trail Tom Lehman by one stroke through 54 holes...led by one after 71 holes, then posted impressive par on 18th to defeat Lehman and Davis Love III by one stroke...2-under-par 278 was lowest winning score in a U.S. Open at Oakland Hills...followed 1996 with second multiple-victory season of career...dominated Phoenix Open with rounds of 62-64-65-67-258, winning by 11 strokes over Jesper Parnevik...258 total equaled second-lowest 72-hole score in PGA TOUR history...tied TOUR record for opening 36 holes (126)

## STEVE JONES...continued

and was one stroke off 54-hole record...held one-stroke lead through 54 holes at Bell Canadian Open...closed with 69 for one-stroke victory over Greg Norman...finished second at Tucson Chrysler Classic...won three times in 1989, beginning year with back-to-back wins...defeated Jay Haas and David Frost by two strokes at MONY Tournament of Champions, then followed with playoff win over Paul Azinger and Sandy Lyle at Bob Hope Chrysler Classic...third victory came at Canadian Open...earned first TOUR victory in playoff over Bob Tway at 1988 AT&T Pebble Beach National Pro-Am...lost playoff to Payne Stewart at 1990 MCI Heritage Classic...medalist at 1986 PGA TOUR Qualifying Tournament...second-team All-American at University of Colorado.

**PERSONAL:** Reverse overlapping grip he uses is byproduct of injury to left index finger two years after original injury to left ring finger...play at U.S. Open was inspired by Ben Hogan book sent to him by a friend...in addition to golf, ran track and was an all-state basketball player in high school...a two-time Colorado sand greens champion.

PGA TOUR CAREER SUMMARY						PLAYOFF RECORD: 2-1			
Year	Events Played	Cuts Made	1st	2nd	3rd	Top 10	Top 25	Earnings	Rank
1982	12	3						\$1,986	250
1984	1	1						\$788	264
1985	21	12				1	7	\$43,379	129
1986	23	14				2	5	\$51,473	136
1987	30	20		1		2	6	\$154,918	66
1988	25	19	1			3	6	\$241,877	45
1989	26	22	3			6	11	\$745,578	8
1990	24	16		1	1	5	12	\$350,982	34
1991	27	19			1	4	11	\$294,961	54
1994	2	2						\$8,740	254
1995	24	16				2	9	\$234,749	79
1996	25	18	1		1	6	10	\$810,644	22
1997	24	16	2	1		6	9	\$959,108	20
1998	23	19	1			2	11	\$741,544	38
Total	287	197	8	3	3	39	97	\$4,640,723	53

NIKE TOUR SUMMARY									
Year	Events Played	Cuts Made	1st	2nd	3rd	Top 10	Top 25	Earnings	Rank
1994	2	2				1	1	\$5,195	140
Total	2	2				1	1	\$5,195	
COMBINED TOTAL MONEY:								\$4,645,918	

1999 PGA TOUR CHARITY TEAM: Westin Texas Open

TOP TOURNAMENT SUMMARY									
YEAR	87	88	89	90	91	96	97	98	
Masters Tournament			T30	T31	T20	CUT	CUT	T26	
U.S. Open			T46	T8	CUT	1	T60	CUT	
British Open Championship			CUT	T16	T64	CUT	T48	T57	
PGA Championship	T61	T9	T51	CUT			CUT	T41	
THE PLAYERS Championship	T15	T48	T41	T3	T41	T33	CUT	T25	
THE TOUR Championship			T14			T18	25		

NATIONAL TEAMS: World Cup, 1996

1998 PGA TOUR STATISTICS									
Scoring Average	70.25	(25T)							
Driving Distance	281.7	(11)							
Driving Accuracy Percentage	68.9	(105)							
Total Driving	116	(14T)							
Greens in Regulation Pct.	70.1	(6)							
Putting Average	1.766	(40T)							
Sand Save Percentage	53.4	(76T)							
Eagles (Holes per)	205.7	(51)							
Birdies Average	3.59	(39T)							
All-Around Ranking	353	(10)							

MISCELLANEOUS STATISTICS									
Scoring Average Before Cut	70.17	(3T)							
Scoring Average 3rd Round	71.44	(124)							
Scoring Average Final Round	69.61	(3)							
Birdies Conversion %	29.2	(77T)							
Par Breakers	20.4	(36T)							
1998 Low Round:	64:	1998 Quad City Classic/1							
Career Low Round:	62:	1997 Phoenix Open/1							
Career Largest Paycheck:	\$425,000:	1996 U.S. Open Championship/1							



## JERRY KELLY

**EXEMPT STATUS:** 87th on 1998 money list  
**FULL NAME:** Jerome Patrick Kelly  
**HEIGHT:** 5' 11"  
**BIRTHDATE:** November 23, 1966  
**RESIDENCE:** Madison, WI  
**FAMILY:** Wife, Carol; Cooper Patrick (8/14/98)  
**COLLEGE:** University of Hartford (Finance and Insurance, 1989)  
**SPECIAL INTERESTS:** Hockey, all sports  
**TURNED PROFESSIONAL:** 1989  
**WEIGHT:** 165  
**BIRTHPLACE:** Madison, WI  
**JOINED TOUR:** 1996

**BEST CAREER FINISH:** 2--1996 Greater Milwaukee Open

**NIKE TOUR VICTORIES (2):** 1995 NIKE Alabama Classic, NIKE Buffalo Open

**BEST 1998 FINISHES:** T6--Shell Houston Open; T7--Deposit Guaranty Golf Classic.

**1998 SEASON:** Made the cut in more than half the tournaments he entered on his way to a third consecutive top-125 finish...first top-10, T6 at Shell Houston Open, was produced by rounds of 71-71-70-68...second top-10 came at Deposit Guaranty Golf Classic, where rounds of 70-66-70-68 resulted in T7...pair of 68s in middle rounds earned T5 placing through 54 holes at Greater Greensboro Chrysler Classic...final-round 76 dropped him to T11...remained among top 15 all week at BellSouth Classic, where rounds of 68-71-69-70 were good for T14...during three-week stretch in March and April, earned \$142,890 of his \$340,144 en route to an 87th-place finish on TOUR money list...opened 68-71, good for solo fourth after first round and T4 after second round at THE PLAYERS Championship...dropped to T31 with 77-73 finish...low round of year a 64 in fourth round of Bob Hope Chrysler Classic.

**CAREER HIGHLIGHTS:** Madison, WI native nearly captured first PGA TOUR title in front of homestate fans...trailed by three strokes entering final round of 1996 Greater Milwaukee Open after opening with 67-66-68...shot closing 64 to catch Loren Roberts and force playoff...each shot tournament-record 265...Roberts birdied first extra hole for victory...second-place check of \$129,600 is career best...finished rookie season 59th on money list...in 1996, T6 at Shell Houston Open, T8 at Greater Milwaukee Open and T10 at Tucson Chrysler Classic were keys to retaining exempt status...named 1995 NIKE TOUR Player of the Year...was leading money-winner with \$188,878...won NIKE Alabama Classic and NIKE Buffalo Open...led NIKE TOUR in birdies (392) and eagles (15)...won 1992 Wisconsin State Open.

**PERSONAL:** All-city hockey selection in high school...says hockey background may have hurt his golf in past, because brought too much aggressiveness to game...wife Carol's brother, Jim Schuman, played on NIKE TOUR from 1990-93.

PGA TOUR CAREER SUMMARY						PLAYOFF RECORD: 0-1			
Year	Events Played	Cuts Made	1st	2nd	3rd	Top 10	Top 25	Earnings	Rank
1991	1								
1992	1								
1993	2								
1995	2	1						\$4,733	306
1996	31	17		1		4	5	\$336,748	59
1997	33	13				3	7	\$234,257	103
1998	31	17				2	8	\$340,144	87
Total	102	48		1		9	20	\$915,883	234

NIKE TOUR SUMMARY									
Year	Events Played	Cuts Made	1st	2nd	3rd	Top 10	Top 25	Earnings	Rank
1993	28	15		1		3	10	\$61,074	25
1994	26	19				8	11	\$60,928	26
1995	28	22	2	1		15	19	\$188,878	1
Total	82	56	2	2		26	40	\$310,881	
COMBINED TOTAL MONEY:								\$1,226,764	

**1999 PGA TOUR CHARITY TEAM:** Bell Canadian Open

TOP TOURNAMENT SUMMARY			
YEAR	96	97	98
British Open Championship		T44	
PGA Championship		CUT	WD
THE PLAYERS Championship	CUT	CUT	T31

## JERRY KELLY...continued

### 1998 PGA TOUR STATISTICS

Scoring Average	71.62	(135)
Driving Distance	273.7	(54)
Driving Accuracy Percentage	67.6	(118T)
Total Driving	172	(71T)
Greens in Regulation Pct.	63.7	(130T)
Putting Average	1.793	(113T)
Sand Save Percentage	47.7	(145T)
Eagles (Holes per)	558.0	(156T)
Birdies Average	3.34	(95T)
All-Around Ranking	946	(138)


### MISCELLANEOUS STATISTICS

Scoring Average Before Cut	71.84	(137)
Scoring Average 3rd Round	71.00	(83T)
Scoring Average Final Round	71.75	(128T)
Birdies Conversion %	29.1	(81T)
Par Breakers	18.8	(94T)

1998 Low Round: 64: 1998 Bob Hope Chrysler Classic/4

Career Low Round: 64: 3 times, most recent 1998  
Bob Hope Chrysler Classic/4

Career Largest Paycheck: \$129,600: 1996 Greater Milwaukee Open/2



## SKIP KENDALL

EXEMPT STATUS: 32nd on 1998 money list

FULL NAME: Jules I. Kendall

HEIGHT: 5' 8"

BIRTHDATE: September 9, 1964

RESIDENCE: Windermere, FL

FAMILY: Wife, Beth; Noah Jules (6/4/98)

COLLEGE: University of Nevada-Las Vegas (1987, Business Administration)

SPECIAL INTERESTS: Family, reading, sports, Green Bay Packers

TURNED PROFESSIONAL: 1987

WEIGHT: 150

BIRTHPLACE: Milwaukee, WI

Q SCHOOL: Fall 1992

BEST CAREER FINISH: 3 -- 1997 Sprint International

NIKE TOUR VICTORIES (2): 1994 Nike Inland Empire Open, NIKE Carolina Classic.

BEST 1998 FINISHES: 2--Buick Invitational; 5--Buick Challenge; T8--Bob Hope Chrysler Classic; T9--B.C. Open; T10--PGA Championship.

**1998 SEASON:** Only missed eight cuts during his finest PGA TOUR season...lost playoff to Scott Simpson at Buick Invitational...rounds of 71-63 were good for second place, two strokes behind 36-hole leader Steve Pate...shot third- and final-round 70s, including final-hole birdie from nine feet, to force playoff...on first extra hole, three-putted from 25 feet after reaching green with 3-wood...missed three-foot birdie attempt while Simpson got up and down from rough for birdie and win...second-place finish and \$226,800 payday both career bests...in first start of year, finished T8 at Bob Hope Chrysler Classic...second-round 63 left him two strokes off John Huston's 36-hole lead at United Airlines Hawaiian Open...closed 70-72 for T16...third-round 64 helped produce T13 at Nissan Open...through Nissan Open, had made 18 consecutive cuts since July 1997...after rounds of 68-73-63, shared 54-hole lead at Greater Greensboro Chrysler Classic...closing 78 dropped him to T11...third-round 63 matched career low, which he shot in second round of 1998 United Airlines Hawaiian Open...rounds of 70-68-68-71 were good for PGA Championship T10...fourth top-10 a T9 at B.C. Open...closed with another 63 to earn fifth-place finish at Buick Challenge...his \$796,564 total more than combined earnings in his first five years on TOUR...missed making first appearance in THE TOUR Championship by \$94,138, despite making final four cuts of season to finish 32nd on money list...ranked eighth in all-around stats category, sixth in third-round scoring average (69.57).

**CAREER HIGHLIGHTS:** Earned \$320,800 in 1997, making 22 of 31 cuts en route to a 74th-place money-list finish...best tournament finish came at Sprint International, where he was third...had early lead at Doral-Ryder Open after opening with 65, but finished T56...had one-stroke lead through 36 holes of Bay Hill Invitational, eventually tying for 54th...first top-10 of year was ninth at Buick Invitational...first year on TOUR, 1993, came after earning co-medalist honors at 1992 Qualifying Tournament despite opening-round 79...eighth at Sprint International was best finish of year in which he failed to keep playing privileges...returned



## SKIP KENDALL...continued

to PGA TOUR in 1995 on strength of fifth-place finish on 1994 NIKE TOUR money list...won NIKE Inland Empire Open and NIKE Carolina Classic in 1994...held one-stroke lead through 54 holes of 1995 B.C. Open but finished T7, four strokes behind Hal Sutton...returned to NIKE TOUR in 1996 and finished ninth on money list, thanks to nine top-10 finishes, including second at NIKE Tri-Cities Open...winner of 1988 and 1989 Wisconsin State Opens.

**PERSONAL:** In 1994, became first NIKE TOUR player to serve as host of "Inside the PGA TOUR"...wife Beth has served as his caddie...waited tables in Orlando while playing on mini-tours.

PGA TOUR CAREER SUMMARY						PLAYOFF RECORD: 0-1			
Year	Events Played	Cuts Made	1st	2nd	3rd	Top 10	Top 25	Earnings	Rank
1987	1								
1988	1								
1990	1	1						\$2,118	275
1991	1								
1992	1								
1993	32	18				1	3	\$115,189	129
1994	4	2						\$8,392	257
1995	31	18				1	1	\$93,606	164
1996	2	1						\$5,415	309
1997	31	22			1	2	7	\$320,800	74
1998	30	22		1		5	13	\$796,564	32
Total	135	84		1	1	9	24	\$1,342,083	191

NIKE TOUR SUMMARY									
Year	Events Played	Cuts Made	1st	2nd	3rd	Top 10	Top 25	Earnings	Rank
1991	10	4			1	2	3	\$17,660	65
1992	22	17		1	1	4	10	\$54,178	23
1993	2	2			1	2	2	\$16,500	86
1994	26	20	2		2	5	13	\$131,067	5
1995	2	2				1	2	\$12,367	109
1996	26	20		1	1	9	16	\$107,396	9
Total	88	65	2	2	6	23	46	\$339,168	
COMBINED TOTAL MONEY:								\$1,681,251	

**1999 PGA TOUR CHARITY TEAM:** Buick Invitational

TOP TOURNAMENT SUMMARY			
YEAR	92	96	98
U.S. Open	CUT	T82	
British Open Championship			CUT
PGA Championship			T10
THE PLAYERS Championship			68

1998 PGA TOUR STATISTICS		
Scoring Average	70.40	(31)
Driving Distance	269.0	(106T)
Driving Accuracy Percentage	73.6	(38T)
Total Driving	144	(37T)
Greens in Regulation Pct.	67.3	(36T)
Putting Average	1.753	(22T)
Sand Save Percentage	56.3	(37)
Eagles (Holes per)	208.0	(53)
Birdies Average	3.77	(14T)
All-Around Ranking	337	(8)

MISCELLANEOUS STATISTICS		
Scoring Average Before Cut	70.65	(28)
Scoring Average 3rd Round	69.57	(6)
Scoring Average Final Round	70.78	(51T)
Birdies Conversion %	31.5	(19T)
Par Breakers	21.4	(13T)
1998 Low Round:	63: 4 times, most recent 1998 Buick Challenge/4	
Career Low Round:	63: 4 times, most recent 1998 Buick Challenge/4	
Career Largest Paycheck:	\$226,800: 1998 Buick Invitational/2	



## TOM KITE

**EXEMPT STATUS:** Winner, 1992 U.S. Open (through 2002)

**FULL NAME:** Thomas Oliver Kite, Jr.

**HEIGHT:** 5' 8"

**BIRTHDATE:** December 9, 1949

**RESIDENCE:** Austin, TX

**FAMILY:** Wife, Christy; Stephanie Lee (10/7/81), David Thomas and Paul Christopher (9/1/84)

**COLLEGE:** University of Texas

**TURNED PROFESSIONAL:** 1972

**WEIGHT:** 167

**BIRTHPLACE:** Austin, TX

**SPECIAL INTERESTS:** Landscaping

**SCHOOL:** Fall 1972

**TOUR VICTORIES (19):** 1976 IVB-Bicentennial Golf Classic. 1978 B.C. Open. 1981 American Motors-Inverrary Classic. 1982 Bay Hill Classic. 1983 Bing Crosby National Pro-Am. 1984 Doral-Eastern Open, Georgia-Pacific Atlanta Classic. 1985 MONY Tournament of Champions. 1986 Western Open. 1987 Kemper Open. 1989 Nestle Invitational, THE PLAYERS Championship, Nabisco Championships. 1990 Federal Express St. Jude Classic. 1991 Infiniti Tournament of Champions. 1992 BellSouth Classic, U.S. Open. 1993 Bob Hope Chrysler Classic, Nissan Los Angeles Open

**INTERNATIONAL VICTORIES (3):** 1974 Air New Zealand Open (Aus). 1980 European Open (Eur). 1996 Oki Pro-Am (Spain)

**BEST 1998 FINISHES:** T22--Buick Invitational.

**1998 SEASON:** A disappointing year by his standards...was unable to produce a top-10 finish for the first time in his 26-year career...after wearing glasses since age 12, had LASIK surgery in late January to correct acute nearsightedness...in first appearance since surgery, was 9-under-par through 29 holes and tied for lead with Davis Love III at Buick Invitational...finished T22 after rounds of 65-70-74...second top-25 finish came at THE PLAYERS Championship...in second round, birdied first four holes on way to 66, the low round of the day, and at 6-under-par was one stroke behind leaders...closed 78-72 for T25...rounds of 69-70-66-70 were good for T25 at GTE Byron Nelson Classic...opened 72-69 and was T12 through 36 holes of British Open...closed 79-74 for T36...dropped out of top 100 on money list for only second time since joining TOUR.

**CAREER HIGHLIGHTS:** Began the 1999 season as the PGA TOUR's third all-time leading money-winner...was first in TOUR history to reach \$6 million, \$7 million, \$8 million and \$9 million in career earnings...led TOUR in career earnings from October 29, 1989 until August 27, 1995...of 19 PGA TOUR victories, most memorable was 1992 U.S. Open at Pebble Beach...even-par 72 in difficult Sunday conditions earned him two-stroke victory over Jeff Sluman...TOUR's leading money-winner in 1981 and 1989...won 1981 American Motors-Inverrary Classic by one stroke over Jack Nicklaus...also had three seconds and three thirds during year...1989 season featured three victories...won Nestle Invitational and THE PLAYERS Championship in consecutive weeks...season-ending Nabisco Championships victory, in playoff with Payne Stewart, was worth \$450,000, his largest TOUR payday...from 1981 through 1993, won at least one tournament each year except 1988, and was runner-up three times that year...most recent victories came in 1993, when he captured Bob Hope Chrysler Classic and Nissan Los Angeles Open...set TOUR record for most strokes under par in 90-hole event by shooting 35-under 325 at Hope Chrysler Classic...defeated Rick Fehr by six strokes...shot 73-66-67-206 for three-stroke victory at rain-shortened Riviera tournament...Captain of the U.S. Ryder Cup Team in 1997...despite duties there, managed to finish second at Masters Tournament and fifth at PGA Championship - two of five top-10s...33rd-place finish on 1997 money list his best since 1994...among his victories are two Tournaments of Champions (1985, 1991), two BellSouth Classics (1984, 1992) and two Bay Hill tournaments (1982, 1989)...closed 1996 with victories at Oki Pro-Am in Spain and Franklin Templeton Shark Shootout with Jay Haas...shared NCAA title with Ben Crenshaw in 1972...1973 *Golf Digest* Rookie of the Year...1979 Bob Jones Award recipient...1981 GWAA Player of the Year...winner of 1981 and 1982 Vardon Trophies...won 1981 JCPenney Classic with Beth Daniel...1989 PGA of America Player of the Year...won 1992 Shark Shootout with Davis Love III.

**PERSONAL:** Spokesman for Chrysler Junior Golf Scholarship program...started playing golf at age six, won first tournament at 11...three of last four PGA TOUR victories have come on holidays - 1992 BellSouth Classic (Mother's Day), 1992 U.S. Open (Father's Day), 1993 Bob Hope Chrysler Classic (Valentines Day).

PGA TOUR CAREER SUMMARY						PLAYOFF RECORD: 6-4			
Year	Events Played	Cuts Made	1st	2nd	3rd	Top 10	Top 25	Earnings	Rank
1971(AM.)	1	1							
1972(AM.)	4	4					2		
1972	2	2						\$2,132	217
1973	34	32				2	15	\$51,219	55
1974	28	27			1	8	18	\$78,677	25
1975	26	21		1	1	9	14	\$87,046	18
1976	27	25	1			8	15	\$116,181	20
1977	29	27		1	3	7	16	\$125,204	14
1978	28	25	1	1	3	8	15	\$161,370	11

continued on page 2-112

## TOM KITE...continued

Year	Events Played	Cuts Made	1st	2nd	3rd	Top 10	Top 25	Earnings	Rank
1979	28	24			3	11	15	\$166,878	
1980	26	22		1		10	18	\$152,490	20
1981	26	26	1	3	3	21	24	\$375,699	1
1982	25	24	1	4	1	15	17	\$341,081	3
1983	25	21	1	2		8	16	\$257,066	9
1984	25	21	2	1		10	14	\$348,640	5
1985	24	21	1	1	1	6	11	\$258,793	14
1986	26	24	1	1	1	9	13	\$394,164	7
1987	24	21	1	2		11	18	\$525,516	8
1988	25	21		3	1	10	16	\$760,405	5
1989	23	23	3	1		10	14	\$1,395,278	1
1990	22	21	1		1	9	15	\$658,202	15
1991	25	19	1	1	1	4	9	\$396,580	39
1992	23	22	2	1	1	9	17	\$957,445	6
1993	20	14	2	2		8	10	\$887,811	8
1994	23	18		1	1	8	12	\$658,689	22
1995	25	21				1	4	\$178,580	104
1996	21	15		1		1	5	\$319,326	66
1997	22	15		1		5	8	\$631,252	35
1998	22	12					3	\$161,295	159
Total	659	569	19	29	22	208	354	\$10,447,472	3

1999 PGA TOUR CHARITY TEAM: Shell Houston Open

### TOP TOURNAMENT SUMMARY

YEAR	71	72	74	75	76	77	78	79	80	81	82	83	84	85	86
Masters Tournament	T42	T27		T10	T5	T3	T18	5	T6	T5	T5	T2	T6	CUT	T2
U.S. Open		T19	T8			T27	T20		CUT	T20	29	T20	CUT	13	T35
British Open Championship					T5	T2	T30	T27		CUT	T29	T22	T8	CUT	
PGA Championship			T39	T33	T13	T13		T35	T20	T4	T9	T67	T34	T12	T26
THE PLAYERS Championship			T19	T40	T17		T28	T9	T31	DNS	T27	T27	T51	T64	T4

### TOP TOURNAMENT SUMMARY (cont.)

YEAR	87	88	89	90	91	92	93	94	95	96	97	98
Masters Tournament	T24	44	T18	T14	56		CUT	4	CUT	CUT	2	38
U.S. Open	T46	T36	T9	T56	T37	1	CUT	T33	T67	T82	T68	T43
British Open Championship	T72	T20	T19	CUT	T44	T19	T14	T8	T58	T27	T10	T38
PGA Championship	T10	T4	T34	T40	T52	T21	T56	T9	T54	CUT	5	CUT
THE PLAYERS Championship	T9	T11	1	T5	CUT	T35	CUT	T9	T43	CUT	CUT	T25
THE TOUR Championship	T17	2	1	18		T13	T7	T22				

**NATIONAL TEAMS:** Walker Cup, 1971; Ryder Cup (7), 1979, 1981, 1983, 1985, 1987, 1989, 1993; Ryder Cup Captain 1997; U.S. vs. Japan (3), 1982, 1983, 1984; World Cup (2), 1984, 1985; Kirin Cup, 1987 (medalist); Dunhill Cup (4), 1989, 1990, 1992, 1994; Asahi Glass Four Tours, 1989

### 1998 PGA TOUR STATISTICS

Scoring Average	71.51	(122T)
Driving Distance	265.9	(140T)
Driving Accuracy Percentage	70.5	(83)
Total Driving	223	(143T)
Greens in Regulation Pct.	65.2	(94T)
Putting Average	1.813	(160)
Sand Save Percentage	36.2	(187)
Eagles (Holes per)	594.0	(162)
Birdies Average	3.03	(156T)
All-Around Ranking	1,104	(170)

### MISCELLANEOUS STATISTICS

Scoring Average Before Cut	72.04	(143)
Scoring Average 3rd Round	73.23	(185)
Scoring Average Final Round	73.00	(175T)
Birdies Conversion %	26.5	(152T)
Par Breakers	17.0	(161T)

1998 Low Round: 65: 1998 Buick Invitational/1  
 Career Low Round: 62: 4 times, most recent 1993 Bob Hope Chrysler Classic/5  
 Career Largest Paycheck: \$450,000: 1989 Nabisco Championship/1



## GREG KRAFT

**EXEMPT STATUS:** 94th on 1998 money list

**FULL NAME:** Gregory Thomas Kraft

**HEIGHT:** 5' 11"

**BIRTHDATE:** April 4, 1964

**RESIDENCE:** Clearwater, FL

**FAMILY:** Single

**COLLEGE:** University of Tampa

**SPECIAL INTERESTS:** Sports

**TURNED PROFESSIONAL:** 1986

**WEIGHT:** 180

**BIRTHPLACE:** Detroit, MI

**Q SCHOOL:** 1991, 92

**BEST CAREER FINISH:** 2--1993 Walt Disney World/ Oldsmobile Classic, 1994 Motorola Western Open

**BEST NIKE TOUR FINISH:** T5--1991 Yuma Open, Gulf Coast Classic, Texarkana Open

**BEST 1998 PGA TOUR FINISHES:** T4--United Airlines Hawaiian Open; T5--Motorola Western Open.

**BEST 1998 NIKE TOUR FINISH:** T10--NIKE South Florida Open

**1998 SEASON:** Returned to top 100 on PGA TOUR money list for fourth time in career, following a one-year absence...earned best finish since T4 at 1996 LaCantera Texas Open with T4 at United Airlines Hawaiian Open...stood T3, five strokes off John Huston's 54-hole lead, before closing 70 pushed him nine strokes back...in contention for three rounds at Motorola Western Open before final-round 75 placed him T5...held first-round lead after opening 67...followed with rounds of 70-66 to stand one off Vijay Singh's 54-hole lead...in Western Open field as sponsor's exemption after Lee Westwood and Darren Clarke withdrew Sunday prior to event...fired third-round course-record 65 in PGA Championship...opened 71-73 at Sahalee CC...closed with another 73 for T23...T13 at Bay Hill Invitational and T12 at Buick Classic.

**CAREER HIGHLIGHTS:** Won 1993 Deposit Guaranty Golf Classic when it was unofficial event in Hattiesburg, MS...birdied 72nd hole to defeat Morris Hatafsky and Tad Rhyan by one stroke...in 1997, recorded best financial year on TOUR with 61st-place finish on money list...missed first eight cuts, then came on strong with four consecutive top-15 finishes - Shell Houston Open (T5), GTE Byron Nelson Classic (T10), Kemper Open (T13) and Buick Classic (11)...led by four strokes through 54 holes at Deposit Guaranty Golf Classic, but Sunday 71 dropped him into tie for third, three behind winner Willie Wood...finished 1993 as third-leading money-winner on TOUR among those out of 1992 Qualifying Tournament...recorded T6 at Freeport-McMoRan Classic...was 54-hole leader at English Turn, one stroke ahead of Payne Stewart and Russ Cochran...closed with 3-over-par 75 as Mike Standly claimed his first victory...finished T4 at B.C. Open, then second two weeks later at Walt Disney World/Oldsmobile Classic...closed 64-66 to finish three strokes behind Jeff Maggert, another first-time winner...had T6 at 1992 Kemper Open...birdied last two holes to make cut in 1992 Qualifying Tournament, then fired 5-under-par 31 on back side of TPC at The Woodlands to qualify for TOUR card.

**PERSONAL:** Interested in race cars of any kind, but hastens to add: "I'm not so interested that I would attempt to drive one anytime soon."

PGA TOUR CAREER SUMMARY						PLAYOFF RECORD: 0-0			
Year	Events Played	Cuts Made	1st	2nd	3rd	Top 10	Top 25	Earnings	Rank
1992	30	11				1	3	\$88,824	140
1993	24	13	1	1		4	5	\$290,581	60
1994	30	13		1	1	3	5	\$279,901	69
1995	35	15				1	7	\$137,655	139
1996	27	15			1	5	9	\$331,708	61
1997	35	18					5	\$152,109	139
1998	25	17				2	6	\$326,571	94
Total	206	102	1	2	2	16	40	\$1,607,349	167

## GREG KRAFT...continued

### NIKE TOUR SUMMARY

Year	Events Played	Cuts Made	1st	2nd	3rd	Top 10	Top 25	Earnings	Rank
1990	9	4					2	\$2,575	154
1991	28	18				4	12	\$31,404	36
1992	1	1				1	1	\$3,031	162
1993	1	1				1	1	\$5,250	139
1998	2	1				1	1	\$3,947	167
Total	41	25				7	17	\$46,207	
COMBINED TOTAL MONEY:								\$1,653,556	

1999 PGA TOUR CHARITY TEAM: FedEx St. Jude Classic

### PGA TOUR TOP TOURNAMENT SUMMARY

YEAR 94 95 96 97 98

U.S. Open T68

PGA Championship T47 CUT CUT T23

THE PLAYERS Championship T78 CUT CUT

### 1998 PGA TOUR STATISTICS

Scoring Average	71.06	(75T)
Driving Distance	270.8	(84T)
Driving Accuracy Percentage	69.4	(99T)
Total Driving	183	(88)
Greens in Regulation Pct.	64.0	(119T)
Putting Average	1.751	(20)
Sand Save Percentage	57.5	(24T)
Eagles (Holes per)	298.8	(104T)
Birdies Average	3.59	(39T)
All-Around Ranking	564	(44)

### MISCELLANEOUS STATISTICS

Scoring Average Before Cut	71.00	(58T)
Scoring Average 3rd Round	70.00	(17T)
Scoring Average Final Round	72.17	(145)
Birdies Conversion %	31.2	(27T)
Par Breakers	20.3	(43T)

1998 Low Round: 63: 1998 United Airlines Hawaiian Open/3  
 Career Low Round: 63: 2 times, most recent 1998 United Airlines Hawaiian Open/3

Career Largest Paycheck: \$129,600: 1994 Motorola Western Open/2

### 1998 NIKE TOUR STATISTICS

Driving Distance	264.1	(N/A)
Driving Accuracy Percentage	69.0	(N/A)
Total Driving		(N/A)
Greens in Regulation Pct.	73.1	(N/A)
Putting Average	1.759	(N/A)
Sand Save Percentage	100.0	(N/A)
Eagles (Holes per)	108.0	(N/A)
Birdies Average	3.33	(N/A)

### MISCELLANEOUS NIKE TOUR STATISTICS


Scoring Average Before Cut	69.25	(N/A)
Scoring Average 3rd Round	69.00	(N/A)
Scoring Average Final Round	68.00	(N/A)
Birdies Conversion %	25.3	(N/A)
Par Breakers	19.4	(N/A)

1998 Low Round: 65: 1998 NIKE South Florida Open/2

Career Low Round: 65: 4 times, most recent 1998 NIKE South Florida Open/2

Career Largest Paycheck: \$5,250: 1993 NIKE Panama City Beach Classic/T7





## NEAL LANCASTER

**EXEMPT STATUS:** 86th on 1998 money list  
**FULL NAME:** Grady Neal Lancaster  
**HEIGHT:** 6' 0" **WEIGHT:** 170  
**BIRTHDATE:** September 13, 1962 **BIRTHPLACE:** Smithfield, NC  
**RESIDENCE:** Smithfield, NC; plays out of Johnston County CC  
**FAMILY:** Wife, Lou Ann  
**SPECIAL INTERESTS:** Fishing, movies  
**TURNED PROFESSIONAL:** 1985 **Q SCHOOL:** 1989, 1990

**TOUR VICTORIES (1):** 1994 GTE Byron Nelson Classic

**BEST 1998 FINISHES:** 4--Greater Greensboro Chrysler Classic; T8--Buick Challenge.

**1998 SEASON:** Enjoyed best season on PGA TOUR from an earnings standpoint with \$346,563, surpassing his previous best in 1994...finished 86th on the money list, his best effort since 1994, when he was 58th...picked a good week to record his best finish since T4 at 1995 U.S. Open...playing in his home state, finished fourth at the Greater Greensboro Chrysler Classic...shot rounds of 70-67-70-71 to finish 10 under par, just two strokes behind winner Trevor Dodds...picked up a check for \$105,600, his largest since 1994 win at GTE Byron Nelson Classic...other top-10 came near end of the season, when he finished T8 at the Buick Challenge...was tied for 36-hole lead following rounds of 67-65 at FedEx St. Jude Classic, but shot 77 on Saturday to drop out of contention...closed with a 68 to finish T12...carded a personal TOUR best 63 in second round of Canon Greater Hartford Open.

**CAREER HIGHLIGHTS:** Won the 1994 GTE Byron Nelson Classic, which was shortened to 36 holes by rain...birdied the final two holes in regulation to earn place in TOUR-record six-man playoff...birdied first extra hole to defeat David Edwards, Tom Byrum, Mark Carnevale, David Ogrin and Yoshinori Mizumaki...\$216,000 payday more than he made in any year on TOUR from 1990-1993...made history twice at U.S. Open...in 1995 at Shinnecock Hills, became first player to shoot 29 for nine holes...after being tied for 46th through 54 holes, shot 36-29-65 in final round to tie for fourth, four strokes behind Corey Pavin...birdied 11, 12, 13, 14, 16 and 17...the following year, appeared to be on his way to missing the cut when he stood seven over through 27 holes...shot another 29 on inward nine at Oakland Hills to easily qualify for final two rounds...birdied 11, eagled 12, then birdied 13 through 15...prior to Byron Nelson victory, best finish had been T5 at 1991 Greater Milwaukee Open...winner of 1989 Pine Tree Open in Birmingham, AL and Utah Open.

**PERSONAL:** Didn't take first golf lesson until 1992...was self-taught until then...first lesson was given to him by L.B. Floyd, father of Raymond Floyd...with \$93 bankroll and driving a van, gave mini-tours a try in 1989...earned \$96,000 in four months before going to Qualifying Tournament...holds charity tournament that benefits Johnston (NC) Community College...hometown of Smithfield, NC was birthplace of actress Ava Gardner.

PGA TOUR CAREER SUMMARY						PLAYOFF RECORD: 1-0				
Year	Events Played	Cuts Made	1st	2nd	3rd	Top 10	Top 25	Earnings	Rank	
1990	26	11				2	7	\$85,769	142	
1991	33	22				3	5	\$180,037	90	
1992	35	23				1	4	\$146,867	103	
1993	32	19				2	5	\$149,381	107	
1994	29	19	1			1	2	\$305,038	58	
1995	29	18				1	4	\$182,219	101	
1996	32	22				2	6	\$210,000	104	
1997	34	19					4	\$179,273	125	
1998	28	18				2	7	\$346,563	86	
Total	278	171	1			14	44	\$1,785,147	151	

NIKE TOUR SUMMARY									
Year	Events Played	Cuts Made	1st	2nd	3rd	Top 10	Top 25	Earnings	Rank
1990	4	4				2	2	\$4,516	118
Total	4	4				2	2	\$4,516	
COMBINED TOTAL MONEY:								\$1,789,663	

**1999 PGA TOUR CHARITY TEAM:** Reno-Tahoe Open

TOP TOURNAMENT SUMMARY									
YEAR	91	92	93	94	95	96	97	98	
Masters Tournament					CUT	CUT			
U.S. Open					T4	T82			
PGA Championship		T84		T44		T52		CUT	
THE PLAYERS Championship	T20	T40	CUT	T35	CUT	T53	CUT	CUT	

## NEAL LANCASTER...continued


### 1998 PGA TOUR STATISTICS

Scoring Average	70.96	(65T)
Driving Distance	269.7	(94)
Driving Accuracy Percentage	66.8	(132)
Total Driving	226	(148)
Greens in Regulation Pct.	64.3	(112T)
Putting Average	1.768	(46T)
Sand Save Percentage	49.4	(126T)
Eagles (Holes per)	309.6	(107)
Birdies Average	3.41	(75T)
All-Around Ranking	757	(101T)

### MISCELLANEOUS STATISTICS

Scoring Average Before Cut	71.14	(70)
Scoring Average 3rd Round	71.82	(148)
Scoring Average Final Round	70.71	(41T)
Birdies Conversion %	29.4	(71T)
Par Breakers	19.3	(82T)

1998 Low Round: 63: 1998 Canon Greater Hartford Open/2  
 Career Low Round: 63: 1998 Canon Greater Hartford Open/2  
 Career Largest Paycheck: \$216,000: 1994 GTE Byron Nelson Classic/1



## FRANKLIN LANGHAM (LANG-um)

EXEMPT STATUS: 117th on 1998 money list

FULL NAME: James Franklin Langham

HEIGHT: 6' 1"

WEIGHT: 165

BIRTHDATE: May 8, 1968

BIRTHPLACE: Augusta, GA

RESIDENCE: Peachtree City, GA

FAMILY: Wife, Ashley; Parker (4/29/97)

COLLEGE: University of Georgia (1991, Risk Management & Insurance)

SPECIAL INTERESTS: Hunting, fishing

TURNED PROFESSIONAL: 1991

Q SCHOOL: 1997

**BEST CAREER FINISH:** T2--1998 Deposit Guaranty Golf Classic.

**NIKE TOUR VICTORIES (1):** 1993 NIKE Permian Basin Open.

**BEST 1998 PGA TOUR FINISH:** T2--Deposit Guaranty Golf Classic.

**BEST 1998 NIKE TOUR FINISH:** T14--NIKE Upstate Classic.

**1998 SEASON:** One of the busiest players on TOUR with 30 starts in 1998...made 18 cuts, including five in his last six starts that helped him secure a spot in the top 125...made a serious run at the winner's circle in mid-July at the Deposit Guaranty Golf Classic...fired back-to-back 67s to move into a tie for fourth place after two rounds...grabbed the lead with a birdie on the 16th hole on Saturday, but immediately had a four-putt triple-bogey to relinquish the lead and finish the day tied for third place...a front-nine 31 on Sunday helped him get back into contention...battled eventual winner Fred Funk down the stretch before being undone by bogeys at 11, 13 and 17...finished in a three-way tie for second with Paul Goydos and Tim Loutstalot, two strokes back, and earned a career-best \$89,600...his four sub-par rounds at Annandale GC came in the midst of a run that saw him post 16 of 18 rounds at par-or-better, his best scoring stretch of the season.

**CAREER HIGHLIGHTS:** Played the NIKE TOUR from 1993-95...won the 1993 NIKE Permian Basin Open, defeating Doug Martin in a playoff...his fourth-place finish on the money list that year secured PGA TOUR playing privileges for 1996...finished 174th on money list in 1996, with his best finish a T15 at the Freeport-McDermott Classic...had no exempt status on the PGA TOUR or NIKE TOUR in 1997...regained his TOUR card with a sixth-place finish at the 1997 PGA TOUR Qualifying Tournament...won All-America honors in 1991 at the University of Georgia and was a member of the Walker Cup team.

**PERSONAL:** His wife Ashley often worked as his caddy prior to the birth of their son Parker...Ashley also served as president of the NIKE TOUR Wives Association...the couple was profiled in a "Week on the NIKE TOUR" feature in the Aug. 1995 issue of *ON TOUR* Magazine.

PGA TOUR CAREER SUMMARY						PLAYOFF RECORD: 0-0			
Year	Events Played	Cuts Made	1st	2nd	3rd	Top 10	Top 25	Earnings	Rank
1992	1								
1994	1								
1996	33	15					1	\$83,632	174
1997	1								
1998	30	18		1		1	4	\$248,412	117
Total	66	33		1		1	5	\$332,043	335

## FRANKLIN LANGHAM...continued

### NIKE TOUR SUMMARY

Year	Events Played	Cuts Made	1st	2nd	3rd	Top 10	Top 25	Earnings	Rank
1992	1								
1993	27	17	1			5	8	\$71,235	18
1994	25	11				3	4	\$27,957	55
1995	28	19		4	2	12	15	\$158,990	4
1997	16	10				3	6	\$27,550	73
1998	1	1					1	\$2,860	187
Total	98	58	1	4	2	23	34	\$288,592	
COMBINED TOTAL MONEY:								\$620,636	

1999 PGA TOUR CHARITY TEAM: Greater Greensboro Chrysler Classic


### 1998 PGA TOUR STATISTICS

Scoring Average	71.49	(120T)
Driving Distance	271.0	(82)
Driving Accuracy Percentage	70.3	(86)
Total Driving	168	(61T)
Greens in Regulation Pct.	63.9	(125T)
Putting Average	1.762	(30T)
Sand Save Percentage	45.8	(161T)
Eagles (Holes per)	184.0	(37T)
Birdies Average	3.39	(81T)
All-Around Ranking	722	(90)

### MISCELLANEOUS STATISTICS

Scoring Average Before Cut	71.56	(118T)
Scoring Average 3rd Round	70.72	(60T)
Scoring Average Final Round	71.59	(123)
Birdies Conversion %	29.5	(67T)
Par Breakers	19.4	(73T)

1998 Low Round: 66: 3 times, most recent 1998 Buick Challenge/  
 Career Low Round: 64: 1996 Phoenix Open/1  
 Career Largest Paycheck: \$89,600: 1998 Deposit Guaranty Golf  
 Classic/T2



## TOM LEHMAN (LAY-mun)

EXEMPT STATUS: Winner, 1996 British Open (through 2006)

FULL NAME: Thomas Edward Lehman

HEIGHT: 6' 2"

BIRTHDATE: March 7, 1959

RESIDENCE: Scottsdale, AZ; plays out of Desert Mountain GC

FAMILY: Wife, Melissa; Rachael (5/30/90); Holly (8/13/92); Thomas Andrew (7/24/95)

COLLEGE: University of Minnesota

SPECIAL INTERESTS: Hunting, church activities

TURNED PROFESSIONAL: 1982

WEIGHT: 190

BIRTHPLACE: Austin, MN

Q SCHOOL: 1983, 1984

TOUR VICTORIES (4): 1994 Memorial Tournament, 1995 Colonial National Invitation, 1996 British Open, THE TOUR Championship

INTERNATIONAL VICTORIES (2): 1993 Casio World Open (Jpn), 1997 Loch Lomond World Invitational (Eur)

NIKE TOUR VICTORIES (4): 1990 Reflection Ridge Open, 1991 Gulf Coast Classic, South Carolina Classic, Santa Rosa Open

BEST 1998 FINISHES: T2--THE PLAYERS Championship; 3--Buick Classic; T5--U.S. Open; T6--Tucson Chrysler Classic; T9--AT&T Pebble Beach National Pro-Am.

**1998 SEASON:** Enjoyed second most lucrative year of PGA TOUR career with more than \$1 million in earnings...after shedding 25 pounds prior to start of season, enjoyed some early success at AT&T Pebble Beach National Pro-Am, where he opened with season-best round of 64...was just one stroke off lead after 36 holes...final-round 71 on Aug. 17 produced T9 in weather-delayed event...finished T6 at the Tucson Chrysler Classic...best outing of year came in March at THE PLAYERS Championship, where rounds of 72-70-70-68 produced T2 and check for \$352,000...earned a third-place finish at the Buick Classic and a T5 at the U.S. Open, his third consecutive top-five finish in the Open...shot roller-coaster rounds of 68-75-68-75 at The Olympic Club...didn't make British Open cut after injuring his right shoulder while on a family outing in England just prior to the tournament...was attempting a handstand for his children when mishap occurred...played with injury remainder of year before undergoing late November surgery to remove bone spurs...participated in Skins Game just prior to his operation, finishing second to Mark O'Meara by winning seven skins worth \$420,000...won Callaway Pebble Beach Invitational on Nov. 22...edged by Hal Sutton (73.3% to 73.1%) for greens in regulation title, stats category he led in 1997.

**CAREER HIGHLIGHTS:** PGA TOUR Player of Year in 1996, season in which he was leading money-winner with a then-record \$1,780,159...first victory that year came at British Open at Royal Lytham and St. Annes...after consecutive 67s, shared 36-hole lead with Paul McGinley...followed with course-record 64 in third round to lead Nick Faldo by six strokes, and closing 73 was good enough for two-stroke victory over Ernie Els and Mark McCumber...first American professional to win at Royal Lytham and St. Annes...also first American to win there since Bobby Jones in 1926...closed out year with dominant performance at THE TOUR Championship...after sharing first-round lead with Vijay Singh at 66, shot 67 to open a four-stroke margin through 36 holes...led by nine after bogey-free 64, eventually winning by six over Brad Faxon...\$540,000 first-place check was largest of career...failed to win in 1997 but came close twice...was tied with Tiger Woods after 54 holes at the Mercedes Championships...after final round

## TOM LEHMAN...continued

was cancelled, the two played off at par-3 seventh hole...Tom hit his tee shot in the water, after which Woods drove to within one foot and tapped in for victory...at U.S. Open, water at 71st hole deprived him of another chance at victory...finished third, two strokes behind Ernie Els...joined Bobby Jones as only players to lead U.S. Open after three rounds three consecutive years...with tie for fourth at 1997 MCI Classic, moved into first place on Official World Golf Ranking...only second player from U.S. to lead World Ranking up to that point, following Fred Couples, who led for 15 weeks in 1992...relinquished spot the next week when Greg Norman was second at Spanish Open...served notice of things to come with breakthrough 1994 season that included his first TOUR victory at Memorial Tournament...four consecutive 67s produced tournament-record 268 and five-stroke victory over Norman...win helped him to first \$1-million season on TOUR...earlier that year, was runner-up to Jose Maria Olazabal at Masters Tournament...earned second win at 1995 Colonial National Invitation...trailed Craig Parry by two strokes after opening 67-68-68...caught Parry with birdie at 12th hole and secured win with birdies on 17 and 18...opened that season with second place at United Airlines Hawaiian Open...after MCI Classic, missed a month of the season due to colon surgery...third at U.S. Open after sharing 54-hole lead with Greg Norman...after three lukewarm seasons on TOUR from 1983-85, played in Asia, South Africa and elsewhere for the rest of the 1980s...used Ben Hogan Tour (now NIKE TOUR) as road back to PGA TOUR...won once on Hogan Tour in 1990 and three times in 1991, when he was that tour's top money-winner and Player of the Year...in first year back on PGA TOUR in 1992, was 24th on money list with nine top-10 finishes, including T2 at Hardee's Golf Classic...tied for third at 1993 Masters...teamed with Duffy Waldorf to win back-to-back Diners Club titles in 1995-96...teamed with Fred Couples and Phil Mickelson to win 1997 Wendy's Three-Tour Challenge...member of Ryder Cup teams in 1995 and 1997 and The Presidents Cup team in 1994 and 1996.

**PERSONAL:** Credits marriage with giving him focus to do well on TOUR...is host of Dayton's Challenge, annual charity event in Minneapolis that raises money for Children's Cancer Research Fund...brother, Jim Lehman, Jr., is his agent...Honorary Chairman for PGA of America's National Golf Day in 1997...wife Melissa was enlisted as his caddy at the 1998 Nissan Open after regular caddy Andy Martinez broke two ribs in a pickup basketball game the night before tournament started.

### PGA TOUR CAREER SUMMARY

PLAYOFF RECORD: 0-1

Year	Events Played	Cuts Made	1st	2nd	3rd	Top 10	Top 25	Earnings	Rank
1983	22	9					1	\$9,413	182
1984	26	9						\$9,382	184
1985	26	10					2	\$20,232	158
1986	2								
1987	1								
1990	1								
1992	29	25		1	1	9	15	\$579,093	24
1993	27	20			1	6	12	\$422,761	33
1994	23	21	1	1	1	9	15	\$1,031,144	4
1995	18	16	1	1	1	5	12	\$830,231	15
1996	22	20	2	2	1	13	19	\$1,780,159	1
1997	21	18		1	1	9	14	\$960,584	19
1998	23	18		1	1	5	12	\$1,033,673	25
Total	241	166	4	7	7	56	102	\$6,676,673	21

### NIKE TOUR SUMMARY

Year	Events Played	Cuts Made	1st	2nd	3rd	Top 10	Top 25	Earnings	Rank
1990	18	12	1			5	8	\$41,338	17
1991	28	27	3	3		11	24	\$141,934	1
Total	46	39	4	3		16	32	\$183,272	
COMBINED TOTAL MONEY:								\$6,859,945	

1999 PGA TOUR CHARITY TEAM: MasterCard Colonial

### TOP TOURNAMENT SUMMARY

YEAR	86	87	90	92	93	94	95	96	97	98
Masters Tournament					T3	2	40	T18	T12	CUT
U.S. Open		CUT	CUT	CUT	T6	T19	T33	3	T2	T5
British Open Championship					T59	T24		1	T24	CUT
PGA Championship					CUT	T39	CUT	T14	T10	T29
THE PLAYERS Championship				T13	T11	CUT	T14	T8	6	T2
THE TOUR Championship				T13		28	12	1	T15	15

NATIONAL TEAMS: The Presidents Cup (2), 1994, 1996; Ryder Cup (2), 1995, 1997; World Cup, 1996

### 1998 PGA TOUR STATISTICS


Scoring Average	70.15	(21)
Driving Distance	270.4	(91)
Driving Accuracy Percentage	73.9	(34T)
Total Driving	125	(22)
Greens in Regulation Pct.	71.1	(2)
Putting Average	1.807	(153)
Sand Save Percentage	54.1	(62T)
Eagles (Holes per)	474.0	(147)
Birdies Average	3.32	(98T)
All-Around Ranking	608	(55T)

### MISCELLANEOUS STATISTICS

Scoring Average Before Cut	70.79	(37T)
Scoring Average 3rd Round	70.28	(28T)
Scoring Average Final Round	71.11	(76T)
Birdies Conversion %	26.3	(157T)
Par Breakers	18.6	(106T)

1998 Low Round: 64: 1998 AT&T Pebble Beach National Pro-Am/1  
 Career Low Round: 63: 2 times, most recent 1996 Buick Invitational/1  
 Career Largest Paycheck: \$540,000: 1996 THE TOUR Championship/1





## JUSTIN LEONARD

**EXEMPT STATUS:** Winner, 1997 British Open (through 2007)  
**FULL NAME:** Justin Charles Garret Leonard  
**HEIGHT:** 5' 9" **WEIGHT:** 160  
**BIRTHDATE:** June 15, 1972 **BIRTHPLACE:** Dallas, TX  
**RESIDENCE:** Dallas, TX; plays out of Kiawah Island, SC  
**FAMILY:** Single  
**COLLEGE:** University of Texas (1994, Business)  
**SPECIAL INTEREST:** Fishing  
**TURNED PROFESSIONAL:** 1994 **JOINED TOUR:** 1994

**TOUR VICTORIES (4):** 1996 Buick Open. 1997 Kemper Open, British Open Championship. 1998 THE PLAYERS Championship

**BEST 1998 FINISHES:** 1--THE PLAYERS Championship; T2--Tucson Chrysler Classic, Westin Texas Open; T5--THE TOUR Championship; T6--Las Vegas Invitational; T8--Masters Tournament, MasterCard Colonial; T9--Motorola Western Open.

**1998 SEASON:** Followed outstanding 1997 season with another stellar effort...won a tournament for third year in a row and earned personal-best \$1,671,823 to finish eighth on money list...nabbed one of the year's biggest prizes in March, when he came from five strokes back to overtake Lee Janzen on the final day at THE PLAYERS Championship...opened with a T2 and followed with rounds of 69-67 before firing a 5-under-par 67 Sunday for a two-stroke victory over Tom Lehman and Glen Day...victory was worth \$720,000, largest payday of his career, which propelled him to top of money list with \$946,963 at that time...remained the money-list leader until David Duval won the Shell Houston Open in early May...five-stroke comeback was largest ever on Stadium Course at TPC at Sawgrass and was one shy of Raymond Floyd's tournament record established in 1981 at Sawgrass CC...following two-week break, finished T8 in next start at Masters Tournament, thanks to closing pair of 69s...had pair of second-place ties...opened with 65 to grab first-round lead at Tucson Chrysler Classic...despite being seven back at start of final round, rallied to tie Duval with four holes to play...Duval birdied two of final three holes to earn four-stroke win...other T2 came at Westin Texas Open in September...appeared to be on verge of earning his second win of year before bogeys on final two holes left him one shy of winner Hal Sutton...closed out year with back-to-back strong efforts...finished T6 at Las Vegas Invitational and then T5 at THE TOUR Championship...was fifth among sand saves leaders...member of his second United States Presidents Cup Team.

**CAREER HIGHLIGHTS:** Won first major championship at 1997 British Open...after opening with 67 in blustery conditions at Royal Troon, trailed Jim Furyk and Darren Clarke by two strokes...remained two back after second-round 66, but fell five behind Jesper Parnevik after three rounds...closing 65 was only round in 60s by a player who began round under par...won by three strokes over Parnevik and Clarke...at age 25, was youngest British Open champion since Seve Ballesteros won in 1979 at 22...nearly earned second major title at PGA Championship...shared third-round lead with Davis Love III after course-record 65 and stood seven strokes in front of next-closest rival...closing 71 left him alone in second, five strokes behind Love...first PGA TOUR victory came in third season at 1996 Buick Open...shot 65-64-69 to lead by one after 54 holes...closed with 68 to win by five strokes over Chip Beck...became first player since Mark Calcavecchia at 1992 Phoenix Open to win tournament in which he had hole-in-one...first victory nearly came earlier that year at Phoenix Open...shot 67-66-67-69-269 to finish in tie with Phil Mickelson...Mickelson birdied third extra hole for win...runner-up twice in 1995...was one stroke shy of Billy Mayfair at Motorola Western Open and finished second to Duffy Waldorf at LaCantera Texas Open...finish vaulted him to first TOUR championship appearance...played in eight TOUR events as an amateur, making five cuts...earned TOUR privileges without making trip to Qualifying Tournament by finishing third at 1994 Anheuser-Busch Golf Classic, his third professional start...was 126th on 1994 money list...played in 1996 and 1998 Presidents Cup Matches and 1997 Ryder Cup...member of winning 1993 U.S. Walker Cup team...only golfer in Southwest Conference history to win four consecutive conference championships...All-American at University of Texas in 1993-94...winner of 1994 Dave Williams Award...1992 U.S. Amateur champion.

**PERSONAL:** Family is actively involved in his career...mother handles travel arrangements, father does his finances and sister takes care of some of his public relations responsibilities.

CAREER SUMMARY				PLAYOFF RECORD: 0-1					
Year	Events Played	Cuts Made	1st	2nd	3rd	Top 10	Top 25	Earnings	Rank
1993(Am.)	7	5					1		
1994	13	5			1	2	4	\$140,413	126
1995	31	25		2		7	13	\$748,793	22
1996	29	23	1	1		8	13	\$943,140	11
1997	29	25	2	1	1	8	13	\$1,587,531	5
1998	28	22	1	2		8	13	\$1,671,823	8
Total	137	105	4	6	2	33	57	\$5,091,701	48

**1999 PGA TOUR CHARITY TEAM:** FedEx St. Jude Classic

TOP TOURNAMENT SUMMARY					
YEAR	93	95	96	97	98
Masters Tournament	CUT		T27	T7	T8
U.S. Open	T68		T50	T36	T40
British Open Championship	CUT	T58	CUT	1	T57
PGA Championship		T8	T5	2	CUT
THE PLAYERS Championship		T34	T65	T37	1
THE TOUR Championship		T7	T6	T8	T5



## JUSTIN LEONARD...continued

**NATIONAL TEAMS:** U.S. World Amateur, 1992; Walker Cup, 1993; The Presidents Cup (2), 1996, 1998; Ryder Cup, 1997; Dunhill Cup, 1997; World Cup, 1997

### 1998 PGA TOUR STATISTICS

Scoring Average	70.12	(20)
Driving Distance	267.2	(128)
Driving Accuracy Percentage	74.5	(29T)
Total Driving	157	(49T)
Greens in Regulation Pct.	66.2	(66T)
Putting Average	1.767	(45)
Sand Save Percentage	64.4	(5)
Eagles (Holes per)	300.0	(106)
Birdies Average	3.45	(70T)
All-Around Ranking	469	(26T)

### MISCELLANEOUS STATISTICS

Scoring Average Before Cut	70.81	(39)
Scoring Average 3rd Round	71.14	(97)
Scoring Average Final Round	70.23	(17)
Birdies Conversion %	29.3	(74T)
Par Breakers	19.5	(69T)
1998 Low Round:	65:	1998 Tucson Chrysler Classic/1
Career Low Round:	64:	5 times, most recent 1997 Motorola Western Open/2
Career Largest Paycheck:	\$720,000:	1998 THE PLAYERS Championship/1



## WAYNE LEVI (LEV-ee)

**EXEMPT STATUS:** Special Medical Extension (Major)

**FULL NAME:** Wayne John Levi

**HEIGHT:** 5' 9"

**WEIGHT:** 165

**BIRTHDATE:** February 22, 1952

**BIRTHPLACE:** Little Falls, NY

**RESIDENCE:** New Hartford, NY

**FAMILY:** Wife, Judy; Michelle (7/29/79), Lauren (1/20/83), Christine (12/30/84); Brian (5/1/88)

**COLLEGE:** Oswego (NY) State

**SPECIAL INTERESTS:** Financial and stock markets, reading

**TURNED PROFESSIONAL:** 1973

**Q SCHOOL:** Spring 1977

**TOUR VICTORIES (12):** 1979 Houston Open. 1980 Pleasant Valley-Jimmy Fund Classic. 1982 Hawaiian Open, LaJeta Classic. 1983 Buick Open. 1984 B.C. Open. 1985 Georgia-Pacific Atlanta Classic. 1990 BellSouth Atlanta Classic, Centel Western Open, Canon Greater Hartford Open, Canadian Open. **TEAM VICTORY:** 1978 Walt Disney World National Team Play (with Bob Mann)

**BEST 1998 FINISH:** 72--Phoenix Open

**1998 SEASON:** Will play 1999 season under a special medical extension granted due to a bad back that limited him to only nine tournaments in 1998...made two cuts, both of which came early in season...carded rounds of 68-70-68-73 at Bob Hope Chrysler Classic before withdrawing prior to final round...one week later, earned his only money of season...finished 72nd at Phoenix Open and won \$4,900.

**CAREER HIGHLIGHTS:** Had best season in 1990, for which he was selected by his peers as PGA TOUR Player of the Year...collected four victories from May to September...became fifth player to earn more than \$1 million in a season and finished second to Greg Norman on money list...in near darkness, won BellSouth Classic by one stroke over Keith Clearwater, Larry Mize and Nick Price...two weeks later, captured Centel Western Open by four strokes over Payne Stewart...shot 67-66-67-67-267 for two-stroke win over Mark Calcavecchia, Brad Fabel, Rocco Mediate and Chris Perry at Canon Greater Hartford Open...fourth victory came at Canadian Open, by one stroke over Ian Baker-Finch and Jim Woodward...one of TOUR's most consecutive performers in late 1970s and early 1980s...finished lower than 32nd on money list only once from 1979-85...first TOUR title came at 1978 Walt Disney World National Team Championship with Bob Mann...first individual title was two-stroke victory over Michael Brannon at 1979 Houston Open...won twice in 1982 on way to eighth-place finish on money list...defeated Scott Simpson at Hawaiian Open with an orange ball, becoming first player in TOUR history to win with a ball that wasn't white...later that year, scored a six-stroke victory at LaJeta Classic in Abilene, TX...fell from top 125 in 1995 and used a one-time exemption for being in top 50 on career money list to play in 1996...rebounded to finish 109th on money list...in 1997, used final-week heroics at Las Vegas Invitational to retain playing privileges...had Las Vegas T19 worth \$22,500, which gave him \$195,820 for the year, 118th on money list.

**PERSONAL:** An avid follower of the financial markets...home office contains computers and documents as up-to-date as those at most financial institutions.

### CAREER SUMMARY

### PLAYOFF RECORD: 2-1

Year	Events Played	Cuts Made	1st	2nd	3rd	Top 10	Top 25	Earnings	Rank
1976	1	1						\$1,412	217
1977	13	7					3	\$8,135	160
1978	23	16			1	1	5	\$25,039	101
1979	29	24	1	1		6	14	\$141,613	20
1980	32	19	1			5	10	\$120,145	32
1981	30	24				2	11	\$62,177	70
1982	27	22	2	1	1	9	18	\$280,681	8
1983	22	20	1		1	6	13	\$193,252	22
1984	28	22	1	1		7	16	\$252,921	20

## WAYNE LEVI...continued

### CAREER SUMMARY...continued

Year	Events Played	Cuts Made	1st	2nd	3rd	Top 10	Top 25	Earnings	Rank
1985	23	21	1			5	14	\$221,425	22
1986	28	20				5	9	\$154,777	59
1987	27	16		2		5	7	\$203,322	53
1988	23	19		1		4	8	\$190,073	61
1989	26	17		1	1	7	11	\$499,292	16
1990	23	14	4		1	5	6	\$1,024,647	2
1991	25	12			1	3	6	\$195,861	87
1992	25	17				3	7	\$237,935	65
1993	22	15				2	6	\$179,521	95
1994	24	17				4	7	\$200,476	91
1995	20	6					2	\$46,095	208
1996	20	15				2	6	\$194,999	108
1997	20	12				3	4	\$195,820	118
1998	9	2						\$4,900	313
Total	502	358	12	7	6	84	183	\$4,634,518	54

### TOP TOURNAMENT SUMMARY

YEAR	76	78	79	80	81	82	83	84	85	86	87	88	89	90	91
Masters Tournament				CUT	T25	T24	T12	T11	T18	35				CUT	T32
U.S. Open	T28	T46	T25	T43			T43	W/D	T46	T55				CUT	T49
PGA Championship				CUT	T49	CUT		CUT	T18	T30	CUT				T16
THE PLAYERS Championship		T63	T5	W/D	T26	W/D	T13	T20	CUT	T48	CUT	T8	T50	CUT	CUT
THE TOUR Championship													T3	T3	

### TOP TOURNAMENT SUMMARY (cont.)

YEAR	92	93	94	95	97
U.S. Open			T25	T47	
PGA Championship		CUT	T31		
THE PLAYERS Championship	T17	CUT	T27	T43	CUT

NATIONAL TEAMS: Four Tours World Championship, 1990; Ryder Cup, 1991; World Cup, 1991


### 1997 PGA TOUR STATISTICS

Scoring Average	72.81	(N/A)
Driving Distance	254.1	(N/A)
Driving Accuracy Percentage	72.8	(N/A)
Total Driving		(N/A)
Greens in Regulation Pct.	63.9	(N/A)
Putting Average	1.848	(N/A)
Sand Save Percentage	46.9	(N/A)
Eagles (Holes per)	216.0	(N/A)
Birdies Average	2.83	(N/A)

### MISCELLANEOUS STATISTICS

Scoring Average Before Cut	72.05	(N/A)
Scoring Average 3rd Round	73.00	(N/A)
Scoring Average Final Round	73.00	(N/A)
Birdies Conversion %	24.6	(N/A)
Par Breakers	16.2	(N/A)

1998 Low Round: 68: 3 times, most recent 1998 Phoenix Open/2  
 Career Low Round: 62: 1989 GTE Byron Nelson/1  
 Career Largest Paycheck: \$180,000: 4 times, most recent 1990 Canadian Open/1



## J.L. LEWIS

EXEMPT STATUS: 104th on 1998 money list

FULL NAME: John L. Lewis

HEIGHT: 6' 3"

BIRTHDATE: July 18, 1960

RESIDENCE: Austin, TX

FAMILY: Wife, Dawn; Cole (5/12/84), Sherry (4/30/87)

COLLEGE: Southwest Texas State University

SPECIAL INTERESTS: Family, basketball

TURNED PROFESSIONAL: 1984

WEIGHT: 200

BIRTHPLACE: Emporia, KS

BEST CAREER FINISH: 4--1998 Buick Challenge.

BEST NIKE TOUR FINISH: 2--1997 NIKE Colorado Classic, NIKE San Jose Open. 1998 NIKE Upstate Classic.

BEST 1998 PGA TOUR FINISHES: 4--Buick Challenge; T6--Buick Invitational

BEST 1998 NIKE TOUR FINISHES: 2--NIKE Upstate Classic; T7--NIKE Lehigh Valley Open

## J.L. LEWIS...continued

**1998 SEASON:** Had best season on TOUR, finishing 104th on money list, his first placing in the top 125...posted pair of top-10 finishes...first came in third start of year at Buick Invitational, where he finished T6, a career best at that time...topped that later in the season when he was fourth at the Buick Challenge...recorded rounds of 66-69-66-68 and won career-best \$72,000 that helped solidify his place in top 125...the following week, was T13 at Michelob Championship at Kingsmill...shared first-round lead at Buick Open after opening with 65, then finished T23...posted two lowest rounds of season in back-to-back rounds at Greater Milwaukee Open in September...opened with 74 at GMO, then jumped nearly 100 places - 130th to 35th - by virtue of his second-round 63...followed with 64 and was T7 after 54 holes...fell back to T35 after closing 76...made three starts on NIKE TOUR, posting pair of top-10s...was second at NIKE Upstate Classic and T7 at NIKE Lehigh Valley Open...earned \$31,819 on NIKE TOUR...had hole-in-one at Bob Hope Chrysler Classic, along with one of the year's best birdie-eagle streaks (birdie-birdie-eagle-birdie-birdie) at that event.

**CAREER HIGHLIGHTS:** Returned to PGA TOUR in 1998 after prior membership in 1989 and 1995...played NIKE TOUR full-time in 1997, finishing seventh on money list thanks in part to third-place finish at NIKE TOUR Championship...set Grand National Lake Course record in third round with 6-under-par 66...posted runner-up finishes in back-to-back weeks in September...was second by one stroke to Pat Bates at NIKE Colorado Classic, then was one of five players who finished two strokes behind R.W. Eaks at NIKE San Jose Open...\$36,940 he earned in those two events improved his money-list position from 27th to 14th place...had a string of 21 consecutive par-or-better rounds during 1997 season...best career finish on PGA TOUR prior to last year was 17th at 1995 Buick Open...was first-round leader at 1995 Freeport-McMoRan Classic after an 8-under-par 64 and stood one back after 36 holes before finishing T44...member of winning 1994 PGA Cup team...four-time Player of the Year in South Texas Section of PGA...member of two NCAA Division II championship teams...first-team All-American in high school.

**PERSONAL:** Named to 1978 all-state high school basketball team and earned basketball scholarship to Emporia State (KS) University...later transferred to Southwest Texas State...wife Dawn caddied for him during most of 1997.

PGA TOUR CAREER SUMMARY						PLAYOFF RECORD: 0-0			
Year	Events Played	Cuts Made	1st	2nd	3rd	Top 10	Top 25	Earnings	Rank
1985	1								
1989	21	4						\$9,087	214
1992	2								
1993	3	2						\$5,965	261
1994	3	2						\$3,299	291
1995	28	13					1	\$59,750	190
1996	3	2					1	\$26,118	228
1998	32	15				2	6	\$287,753	104
Total	93	38				2	8	\$391,973	318

NIKE TOUR SUMMARY									
Year	Events Played	Cuts Made	1st	2nd	3rd	Top 10	Top 25	Earnings	Rank
1990	1	1						\$710	245
1991	1								
1992	1	1						\$913	239
1993	9	4					1	\$3,565	156
1994	3	1						\$315	297
1995	3	3			1	1	1	\$18,070	92
1996	3	2				1	1	\$10,673	120
1997	28	21		2	2	6	15	\$119,829	7
1998	3	2		1		2	2	\$31,819	69
Total	52	35		3	3	10	20	\$185,893	
COMBINED TOTAL MONEY:								\$577,865	

### 1999 PGA TOUR CHARITY TEAM: THE PLAYERS Championship

#### PGA TOUR TOP TOURNAMENT SUMMARY

YEAR	93	94	96
U.S. Open			T40
PGA Championship	CUT	CUT	


#### 1997 PGA TOUR STATISTICS

Scoring Average	71.55	(126T)
Driving Distance	281.2	(15T)
Driving Accuracy Percentage	65.1	(159)
Total Driving	174	(76T)
Greens in Regulation Pct.	65.9	(79T)
Putting Average	1.785	(88T)
Sand Save Percentage	49.6	(121T)
Eagles (Holes per)	338.4	(116)
Birdies Average	3.60	(37T)
All-Around Ranking	741	(98)

#### MISCELLANEOUS STATISTICS

Scoring Average Before Cut	71.45	(107)
Scoring Average 3rd Round	70.50	(45T)
Scoring Average Final Round	71.33	(102T)
Birdies Conversion %	30.3	(41T)
Par Breakers	20.3	(43T)

1998 Low Round: 63: 1998 Greater Milwaukee Open/2  
 Career Low Round: 63: 1998 Greater Milwaukee Open/2  
 Career Largest Paycheck: \$72,000: 1998 Buick Challenge/4



## FRANK LICKLITER

**EXEMPT STATUS:** 45th on 1998 money list  
**FULL NAME:** Franklin Ray Lickliter II  
**HEIGHT:** 6' 1" **WEIGHT:** 180  
**BIRTHDATE:** July 28, 1969 **BIRTHPLACE:** Middletown, OH  
**RESIDENCE:** Ponte Vedra Beach, FL  
**FAMILY:** Engaged (Diane Owen)  
**COLLEGE:** Wright State University (1991, Sociology)  
**SPECIAL INTERESTS:** Fishing, hunting, off-road discovering in his Humvee  
**TURNED PROFESSIONAL:** 1991 **Q SCHOOL:** 1995, 1996

**BEST CAREER FINISH:** T4 -- 1997 Bell Canadian Open, 1998 PGA Championship.

**NIKE TOUR VICTORIES (1):** 1995 NIKE Boise Open

**BEST 1998 FINISHES:** T4--PGA Championship; T6--MCI Classic, Michelob Championship at Kingsmill; T7--United Airlines Hawaiian Open; T8--Phoenix Open.

**1998 SEASON:** With five top-10 finishes and more than \$600,000 in earnings, enjoyed most productive year in golf...turned in two strong performances early in season...finished T8 in second start of year at Phoenix Open, followed by T7 less than a month later at United Airlines Hawaiian Open...was in sole possession of second place in Honolulu after rounds of 68-64-66 (four behind leader John Huston), but closed with a 72 and slipped five places...second after two rounds of the MCI Classic, shooting 67-66 before finishing 75-70 for T6...turned in good stretch of golf from mid-June to mid-August, highlighted by T4 in PGA Championship at Sahalee CC...shot 68-71-69-68 to win career-best \$118,000 and match his career-best finish...fashioned back-to-back top-20 finishes in July...shared 36-hole lead with Steve Jones at Quad City Classic after record-tying 36-hole total of 11-under-par 129 (65-64)...was just two back after third round before final-round 72 produced T13...two weeks later, was T15 at CVS Charity Classic...final top-10 came in October at Michelob Championship at Kingsmill, where he was one off lead following rounds of 66-67...shot 70-72 last two days to finish T6...seventh on TOUR in total birdies and was 17th in driving accuracy.

**CAREER HIGHLIGHTS:** Made first appearance in top 125 in 1997...got off to slow start, but three top-10 finishes in second half of season helped him retain playing privileges for 1998...began turnaround at Quad City Classic...posted third-round 63, his low round of season, and trailed David Toms and Brad Fabel by one stroke...tied for fifth after closing 68...finished T8 at Greater Milwaukee Open with final-round 66...entered final round of Bell Canadian Open two strokes behind leader Steve Jones, then shot closing 70 for T4 and check for \$66,000...first joined PGA TOUR in 1996 after tying for 20th at Qualifying Tournament...lone top-10 finish his rookie season was seventh at BellSouth Classic...contended at Greater Milwaukee Open in 1996 with third-round 64 before finishing T12...had opening-round 63 to share lead at Walt Disney/World Oldsmobile Classic, but finished T51...returned to Q-School after finishing 138th on 1996 money list, but regained TOUR card with 36th-place finish...played NIKE TOUR fulltime in 1995 and was 15th on money list, including victory at NIKE Boise Open.

**PERSONAL:** One of his biggest thrills in golf was making double eagle while playing with former major league baseball player Chris Sabo...drives a Humvee.

PGA TOUR CAREER SUMMARY							PLAYOFF RECORD: 0-0		
Year	Events Played	Cuts Made	1st	2nd	3rd	Top 10	Top 25	Earnings	Rank
1994	1								
1996	29	15				1	4	\$138,847	138
1997	30	14				3	5	\$221,049	107
1998	32	22				5	12	\$600,847	45
Total	92	51				9	21	\$960,744	231

NIKE TOUR SUMMARY									
Year	Events Played	Cuts Made	1st	2nd	3rd	Top 10	Top 25	Earnings	Rank
1993	4	2					1	\$2,404	174
1994	4	2					1	\$3,920	151
1995	26	18	1		2	5	10	\$102,227	15
1996	1								
Total	35	22	1		2	5	12	\$108,551	
COMBINED TOTAL MONEY:								\$1,069,294	

**1999 PGA TOUR CHARITY TEAM:** Bob Hope Chrysler Classic

### TOP TOURNAMENT SUMMARY

YEAR	94	96	97	98
U.S. Open	CUT	T67	CUT	T18
PGA Championship				T4
THE PLAYERS Championship				CUT

## FRANK LICKLITER...continued

### 1998 PGA TOUR STATISTICS

Scoring Average	70.93	(61T)
Driving Distance	264.1	(158T)
Driving Accuracy Percentage	76.0	(17T)
Total Driving	175	(78)
Greens in Regulation Pct.	66.1	(70T)
Putting Average	1.771	(51T)
Sand Save Percentage	49.2	(129T)
Eagles (Holes per)	238.5	(77T)
Birdies Average	3.54	(53T)
All-Around Ranking	616	(59)


### MISCELLANEOUS STATISTICS

Scoring Average Before Cut	70.69	(32T)
Scoring Average 3rd Round	71.46	(126)
Scoring Average Final Round	72.48	(163)
Birdies Conversion %	29.7	(62T)
Par Breakers	20.1	(55T)

1998 Low Round: 64: 3 times, most recent 1998 CVS Charity Classic/3

Career Low Round: 63: 2 times, most recent 1997 Quad City Classic/3

Career Largest Paycheck: \$118,000: 1998 PGA Championship/T4



## BRUCE LIETZKE

EXEMPT STATUS: 79th on 1998 money list

FULL NAME: Bruce Alan Lietzke

HEIGHT: 6' 2"

WEIGHT: 195

BIRTHDATE: July 18, 1951

BIRTHPLACE: Kansas City, MO

RESIDENCE: Dallas, TX

FAMILY: Wife, Rosemarie; Stephen Taylor (10/5/83), Christine (10/11/85)

COLLEGE: University of Houston

SPECIAL INTERESTS: Serious fishing, racing cars

TURNED PROFESSIONAL: 1974 Q SCHOOL: 1975

**PGA TOUR VICTORIES (13):** 1977 Joe Garagiola-Tucson Open, Hawaiian Open. 1978 Canadian Open. 1979 Joe Garagiola-Tucson Open. 1980 Colonial National Invitation. 1981 Bob Hope Desert Classic, Wickes-Andy Williams San Diego Open, Byron Nelson Classic. 1982 Canadian Open. 1984 Honda Classic. 1988 GTE Byron Nelson Classic. 1992 Southwestern Bell Colonial. 1994 Las Vegas Invitational.

**BEST 1998 FINISH:** 2--Bob Hope Chrysler Classic.

**1998 SEASON:** Played his usual limited schedule of PGA TOUR events, making just 10 starts, one more than in 1997...six cuts made was the lowest total of his TOUR career, but he made the most of those...finished 79th on the money list with \$377,188, his highest total since 1994...didn't play for nearly five months from late May until mid-October, a combination of his standard time away from the TOUR to be with his family as well as hernia surgery that caused his withdrawal from the PGA Championship...first start of the year was his finest...after consecutive rounds of 65, was in sole possession of the lead after 36 holes of the Bob Hope Chrysler Classic...fell to T8 after third-round 71, but tied career best and PGA West Palmer Course record with fourth-round 62 that moved him into tie for lead with Andrew Magee after 72 holes...62 included five consecutive birdies...In Sunday's final round, had chance to capture first title since 1994 but lost one-stroke lead at final hole when he missed 15-foot birdie putt and Fred Couples converted birdie opportunity to force playoff...lost on first extra hole when Couples again birdied 18th hole...despite the loss, his \$248,400 payday was more than he won in two previous seasons combined...had two other top-25 finishes in consecutive starts, albeit five weeks apart, T13 at THE PLAYERS Championship and T17 at Shell Houston Open.

**CAREER HIGHLIGHTS:** Will serve as assistant to Ben Crenshaw for Ryder Cup Matches in September...winner of 13 events in 24-year PGA TOUR career, including three tournaments in 1991, when he was fourth on money list...held at least share of lead after each round of Bob Hope Desert Classic in defeating Jerry Pate by two strokes...two weeks later, won playoff with Raymond Floyd and Tom Jenkins at Wickes-Andy Williams San Diego Open...defeated Tom Watson in playoff for title at Byron Nelson Classic...first TOUR win came in playoff over Gene Littler at 1977 Joe Garagiola Tucson Open...added second victory three weeks later at Hawaiian Open...has won four tournaments twice--Colonial (1980, 1992), Byron Nelson (1981, 1988), Tucson (1977, 1979) and Canadian Open (1978, 1982)...nearly won third Byron Nelson title in 1992, losing playoff to Billy Ray Brown, and third Canadian Open, losing playoff to Greg Norman the same year...most recent victory came at 1994 Las Vegas Invitational...closing 65 defeated Robert Gamez by one stroke...with victory, earned berth in 1995 Mercedes Championships, where he lost to Steve Elkington in playoff...only player in field at both tournaments in which a player shot 59--1977 Danny Thomas Memphis Classic (Al Geiberger) and 1991 Las Vegas Invitational (Chip Beck).

**PERSONAL:** Playing schedule is envy of many on TOUR...hasn't played more than 20 tournaments since 1989...schedule generally includes summer-long hiatus to spend time with family and help coach his children's teams.



## BRUCE LIETZKE...continued

PGA TOUR CAREER SUMMARY							PLAYOFF RECORD: 6-6		
Year	Events Played	Cuts Made	1st	2nd	3rd	Top 10	Top 25	Earnings	Rank
1975	8	8				5	6	\$30,780	74
1976	25	25			2	6	13	\$69,230	39
1977	25	25	2	2		7	18	\$202,156	5
1978	19	19	1	1		7	11	\$113,905	18
1979	23	23	1	2		10	17	\$198,439	8
1980	24	19	1	1		6	15	\$163,884	16
1981	24	22	3	2	1	13	18	\$343,446	4
1982	24	21	1	1		6	14	\$217,447	14
1983	20	18			2	6	11	\$153,255	32
1984	21	18	1	3	1	7	12	\$342,853	6
1985	18	13				5	9	\$136,992	59
1986	22	20				5	10	\$183,761	47
1987	21	15				2	9	\$154,383	68
1988	25	20	1	2	1	10	12	\$500,815	19
1989	20	18			2	3	9	\$305,987	36
1990	18	16			3	4	11	\$329,294	41
1991	19	16		1	1	7	13	\$566,272	19
1992	18	17	1	2		7	12	\$703,805	16
1993	16	10				2	4	\$163,241	101
1994	18	13	1			4	10	\$564,926	28
1995	16	12		1		2	5	\$269,394	70
1996	16	10				1	4	\$122,941	150
1997	9	7					1	\$42,880	212
1998	10	6		1		1	3	\$377,188	79
Total	463	391	13	19	13	126	247	\$6,257,272	27

### 1999 PGA TOUR CHARITY TEAM: Southern Farm Bureau Classic

#### TOP TOURNAMENT SUMMARY

YEAR	76	77	78	79	80	81	82	83	84	85	86	87	88	89	90
Masters Tournament		T28		6	CUT	T11	T20	T42	T33	T6	T31	49		T34	
U.S. Open	T47	T19	T20	T41	T37	T17	CUT	CUT		T31					
PGA Championship	T38	T15	62	T16	T30	T4	T16	T6	T65	T18	T5	T28	T62	T46	CUT
THE PLAYERS Championship		T40			T24	T4	4	T3	T12	T7	T40	CUT	CUT	3	T11
THE TOUR Championship													T8		

#### TOP TOURNAMENT SUMMARY (cont.)


YEAR	91	92	93	94	95	96	98
Masters Tournament		T13	T31		T31		
PGA Championship	2	T73	CUT		T23		
THE PLAYERS Championship	T6	T46	T28	CUT	T43	CUT	T13
THE TOUR Championship	4	T20		T10			

#### 1998 PGA TOUR STATISTICS

Scoring Average	70.99	(N/A)
Driving Distance	275.7	(N/A)
Driving Accuracy Percentage	69.9	(N/A)
Total Driving		(N/A)
Greens in Regulation Pct.	64.9	(N/A)
Putting Average	1.733	(N/A)
Sand Save Percentage	50.6	(N/A)
Eagles (Holes per)	306.0	(N/A)
Birdies Average	3.82	(N/A)

#### MISCELLANEOUS STATISTICS

Scoring Average Before Cut	70.57	(N/A)
Scoring Average 3rd Round	72.00	(N/A)
Scoring Average Final Round	72.33	(N/A)
Birdies Conversion %	32.7	(N/A)
Par Breakers	21.6	(N/A)
1998 Low Round:	62:	1998 Bob Hope Chrysler Classic/4
Career Low Round:	62:	2 times, most recent 1998 Bob Hope Chrysler Classic/4
Career Largest Paycheck:	\$270,000:	1994 Las Vegas Invitational/1



## DAVIS LOVE III

**EXEMPT STATUS:** Winner, 1997 PGA Championship (through 2007)

**FULL NAME:** Davis Milton Love III

**HEIGHT:** 6' 3"

**WEIGHT:** 175

**BIRTHDATE:** April 13, 1964

**BIRTHPLACE:** Charlotte, NC

**RESIDENCE:** Sea Island, GA; plays out of Sea Island

**FAMILY:** Wife, Robin; Alexia (6/5/88), Davis IV (12/4/93)

**COLLEGE:** University of North Carolina

**SPECIAL INTERESTS:** Fishing, reading novels, hunting, golf course architecture

**TURNED PROFESSIONAL:** 1985

**Q SCHOOL:** 1985

**TOUR VICTORIES (13):** 1987 MCI Heritage Classic. 1990 The International. 1991 MCI Heritage Classic. 1992 THE PLAYERS Championship, MCI Heritage Classic, Kmart Greater Greensboro Open. 1993 Infiniti Tournament of Champions, Las Vegas Invitational. 1995 Freeport-McMoRan Classic. 1996 Buick Invitational. 1997 PGA Championship, Buick Challenge. 1998 MCI Classic

**INTERNATIONAL VICTORIES (1):** 1995 World Cup (Indiv.). 1998 Chunichi Crowns (Jpn.)

**BEST 1998 FINISHES:** 1--MCI Classic; 2--National Car Rental Golf Classic/Disney; 3--NEC World Series of Golf; T3--Buick Invitational; 5--Las Vegas Invitational; T5--Memorial Tournament; T7--Doral-Ryder Open, PGA Championship; 8--British Open Championship; T8--THE TOUR Championship.

**1998 SEASON:** Found himself in familiar position at close of season with more than \$1 million in prize money and spot among top money-winners on TOUR...was the fourth consecutive year in which he went over \$1 million and the fifth time in his career (also 1992)...his 13th career victory came at the MCI Classic, which he had won three times previously...posted a seven-stroke win over Glen Day...seven-stroke margin was a tournament record that also matched the largest edge on TOUR in 1998 (John Huston at the United Airlines Hawaiian Open)...Harbour Town victory was one of eight top-10 finishes in his final 13 starts...following his victory, missed more than a month with a nagging back problem (his back later forced withdrawal from BellSouth Classic)...in next start, finished T5 at Memorial Tournament...shared first-round lead after 66 and was alone in second place after 54 holes, three behind eventual winner Fred Couples...closed with 73...T8 at British Open after final-round 68...one month later finished T7 in defense of his PGA Championship title...alone in third at NEC World Series of Golf...finished season strongly with trio of top-10s...finished fifth at Las Vegas Invitational and second at National Car Rental Golf Classic at Walt Disney World Resort...stood 86th after first-round 73 but was tied for 54-hole lead after rounds of 64-65...final-round 71 left him one stroke behind winner John Huston...finished T8 the next week at THE TOUR Championship, where his \$120,533 paycheck pushed him past \$10 million in career earnings...best effort early in year was T3 at Buick Invitational, highlighted by opening-round 62...missed joining Scott Simpson-Skip Kendall playoff by one stroke...won Chunichi Crowns in Japan by eight strokes in May...among stats leaders in several categories...led all players in eagles (one every 83.3 holes), was second in birdie average (4.05), third in putting (1.728) and third in all-around...also second in birdie conversion (33.9%) and had more eagles than any other player (16)...runner-up to Colin Montgomerie in Andersen Consulting World Championship of Golf, losing 36-hole final, 2-up, on Jan. 4...got to final by defeating Hajime Meshiai, 1-up...his back problems flared again late in year, forcing withdrawal from Million Dollar Challenge just prior to The Presidents Cup, in which he played for the third time.

**CAREER HIGHLIGHTS:** Earned first major championship at 1997 PGA Championship at Winged Foot CC...rounds of 66-71-66-66 gave him five-stroke victory over Justin Leonard, along with the largest check of his career, \$470,000...the victory helped him establish career high for earnings with \$1,635,953...heading into 1999, has been in top 20 in 10 of his last 16 majors...earned second victory of 1997 at the Buick Challenge where, after setting the 54-hole record at 189, he was a four-stroke winner over Stewart Cink...came close to making it three wins, as well as winning the money title, at THE TOUR Championship...tied with Bill Glasson, Brad Faxon and David Duval after 54 holes, he shot final-round 70 to finish third in tournament and on money list...tied for lead in top-10 finishes with Jim Furyk with 13...won second Lincoln-Mercury Kapalua International by three strokes and was one-stroke runner-up to Nick Price at Million Dollar Challenge...first of five \$1 million seasons came in 1992, when he won three times in a five-week stretch...at THE PLAYERS Championship, came from three strokes off the pace with closing 67 for four-stroke victory...won third MCI Classic (earlier wins came in 1987 and 1991), followed by his third victory of year at Kmart Greater Greensboro Open...erased three-stroke deficit entering final round of Kmart GGO with closing 62, defeating John Cook by six strokes...won twice in 1993, at season-opening Infiniti Tournament of Champions and at year's final full-field event, Las Vegas Invitational...after winless 1994, won 1995 Freeport-McMoRan Classic in playoff over Mike Heinen to earn place at the following week's Masters Tournament...at Augusta National, was T11, three strokes behind leaders through 54 holes, before closing with 66 to finish second, one behind Ben Crenshaw...in third start of 1996, trailed by four after 54 holes of Buick Invitational before posting final-round 64 for three-stroke win over Phil Mickelson...three-time runner-up that year, finishing one behind Steve Jones at U.S. Open and losing playoffs to Michael Bradley at Buick Challenge and Tiger Woods at Las Vegas Invitational...member of 1994-96-98 Presidents Cup Teams...teamed with Fred Couples for record four consecutive World Cup of Golf titles (1992-95)...won World Cup individual title in 1996 at TPC at Mission Hills in Shenzhen, China, defeating former PGA TOUR player Hisayuki Sasaki of Japan in a playoff...member of three Ryder Cup teams (1993-95-97)...winner of 1984 North and South Amateur and ACC Championship.

**PERSONAL:** Father was highly regarded teacher who died in a plane crash in 1988...Davis III was born shortly after his father contended at 1964 Masters...wrote book, *Every Shot I Take*, to honor his dad's lessons and teachings on golf and life...book was named recipient of USGA's 1997 USGA International Book Award...conducts charity event to benefit Safe Harbour...brother Mark is his caddy...inducted into University of North Carolina Order of Merit in 1997...named honorary chairman for PGA of America's National Golf Day in June 1998.

## DAVIS LOVE III...continued

### CAREER SUMMARY

### PLAYOFF RECORD: 1-5

Year	Events Played	Cuts Made	1st	2nd	3rd	Top 10	Top 25	Earnings	Rank
1985(Am.)	1								
1986	31	22			1	2	7	\$113,245	77
1987	26	18	1	1		4	9	\$297,378	33
1988	29	17				3	9	\$156,068	75
1989	24	17		1	1	4	10	\$278,760	44
1990	27	20	1		1	4	12	\$537,172	20
1991	28	23	1	1	1	8	14	\$686,361	8
1992	25	22	3	1	1	9	15	\$1,191,630	2
1993	26	23	2	1		5	12	\$777,059	12
1994	28	21		1		4	9	\$474,219	33
1995	24	22	1	1	1	9	15	\$1,111,999	6
1996	23	19	1	3		11	14	\$1,211,139	7
1997	25	24	2		1	13	17	\$1,635,953	3
1998	21	19	1	1	2	10	16	\$1,541,152	11
Total	338	267	13	11	9	86	159	\$10,012,134	5

1999 PGA TOUR CHARITY TEAM: Shell Houston Open

### TOP TOURNAMENT SUMMARY

YEAR	86	87	88	89	90	91	92	93	94	95	96	97	98
The Masters Tournament			CUT			T42	T25	T54	CUT	2	T7	T7	T33
U.S. Open			CUT	T33		T11	T60	T33	T28	T4	T2	T16	CUT
British Open Championship			CUT	CUT	T23	CUT	T44	CUT	CUT	T38	T98	CUT	T10 8
PGA Championship		T47	CUT		T17	T40	T32	T33	T31	CUT	CUT	CUT	1 T7
THE PLAYERS Championship		T14	CUT	DQ	CUT	T24	CUT	1	T67	T6	T6	T46	DQ T57
THE TOUR Championship						T12	T19	T25	27		T16	13	3 T8

NATIONAL TEAMS: Walker Cup, 1985; Dunhill Cup, 1992; World Cup (5), 1992, 1993, 1994, 1995, 1997; Ryder Cup (3), 1993, 1995, 1997; Presidents Cup (2), 1994, 1996

### 1998 PGA TOUR STATISTICS

Scoring Average	69.41	(3)
Driving Distance	281.2	(15T)
Driving Accuracy Percentage	69.5	(97T)
Total Driving	112	(11)
Greens in Regulation Pct.	67.7	(26T)
Putting Average	1.728	(3)
Sand Save Percentage	50.8	(105T)
Eagles (Holes per)	83.3	(1)
Birdies Average	4.05	(2)
All-Around Ranking	252	(3)

### MISCELLANEOUS STATISTICS

Scoring Average Before Cut	70.19	(6)
Scoring Average 3rd Round	69.17	(1)
Scoring Average Final Round	70.78	(51T)
Birdies Conversion %	33.9	(2)
Par Breakers	23.7	(2)

1998 Low Round: 62: 1998 Buick Invitational/1  
 Career Low Round: 60: 1994 United Airlines Hawaiian Open/2  
 Career Largest Paycheck: \$470,000: 1997 PGA Championship/1



## STEVE LOWERY (LAU-ree)

EXEMPT STATUS: 70th on 1998 money list

FULL NAME: Stephen Brent Lowery

HEIGHT: 6' 2"

BIRTHDATE: October 12, 1960

RESIDENCE: Orlando, FL

FAMILY: Wife, Kathryn; Kristen Branch (12/27/91), Lauren Elizabeth (5/30/95),  
 Stephen Brent, Jr. (1/25/98)

COLLEGE: University of Alabama

SPECIAL INTEREST: Hunting, fishing

TURNED PROFESSIONAL: 1983

WEIGHT: 225

BIRTHPLACE: Birmingham, AL

Q SCHOOL: 1987

TOUR VICTORIES (1): 1994 Sprint International

NIKE TOUR VICTORIES (1): 1992 Tulsa Open

BEST 1998 FINISHES: T3--Freeport•McDermott Classic; T4--Tucson Chrysler Classic, Westin Texas Open; 9--Buick Classic.

1998 SEASON: Made 28 starts, the first time he had not played 30 or more events since 1992...won more than \$400,000 for the third time in the last four years and was 70th on the money list...best finish a T3 at the Freeport•McDermott Classic in April...helped

## STEVE LOWERY...continued

his cause with solid play on the par-5s, where he finished 11 under par in the four rounds...initial top-10 came at the Tucson Chrysler Classic, where he was T4 thanks to four sub-par rounds of 68-70-68-69...added a second T4 later in the year at the Westin Texas Open, where his final-round 64 matched his season-best 64 in his first start of the year at the Bob Hope Chrysler Classic.

**CAREER HIGHLIGHTS:** First PGA TOUR victory came at the 1994 Sprint International...tied with Rick Fehr with 35 points through 72 holes, then won playoff on first extra hole when Fehr's ball found water...victory was worth \$252,000, more than he had earned in any previous season on TOUR...year also included T2 at Buick Invitational, one stroke behind Craig Stadler, and T3 at NEC World Series of Golf...held a one-stroke lead through 54 holes at Firestone CC before closing 72 left him two strokes behind winner Jose Maria Olazabal...during 1997 season, challenged TOUR scoring record in final round at Buick Challenge...was 10 under par through 13 holes and needed to birdie three of final five holes to equal Al Geiberger/Chip Beck record of 59...parred 14, 15 and 16 before birdies at 17 and 18 gave him 60 and a third-place finish...was the first 60 on TOUR since Grant Waite at 1996 Phoenix Open...led TOUR in eagles in 1997 and was second in final-round scoring average (69.60)...first earned playing privileges at 1987 Qualifying Tournament...lost card after finishing 157th on money list, but earned special temporary membership in 1990 and 1991 by earning as much as 150th-place finisher on previous year's money list...used his play on 1992 Ben Hogan Tour (now NIKE TOUR) to return to TOUR in 1993...won Tulsa Open and finished third on money list, good for PGA TOUR membership...1982 and 1983 All-American and Southeastern Conference Player of the Year at University of Alabama.

**PERSONAL:** Received 1995 Sington Award as Outstanding Professional Athlete in Alabama.

PGA TOUR CAREER SUMMARY						PLAYOFF RECORD: 1-0			
Year	Events Played	Cuts Made	1st	2nd	3rd	Top 10	Top 25	Earnings	Rank
1983	2								
1984	1								
1986	1	1						\$666	287
1987	4	2						\$4,190	233
1988	34	17					2	\$44,327	157
1989	11	7				3	3	\$38,699	174
1990	8	6				2	2	\$68,524	159
1991	10	7			1	2	3	\$87,597	143
1992	7	4					2	\$22,608	207
1993	32	25				1	8	\$188,287	92
1994	30	20	1	1	1	5	9	\$794,048	12
1995	30	25				6	15	\$463,858	38
1996	31	21				2	7	\$263,505	80
1997	30	20			2	5	9	\$480,467	44
1998	28	16			1	4	8	\$409,940	70
Total	259	171	1	1	5	30	68	\$2,866,716	91


NIKE TOUR SUMMARY									
Year	Events Played	Cuts Made	1st	2nd	3rd	Top 10	Top 25	Earnings	Rank
1990	3	2					1	\$1,420	179
1991	5	2		1		1	1	\$10,363	93
1992	21	19	1	2	1	7	14	\$114,553	3
Total	29	23	1	3	1	8	16	\$126,336	
COMBINED TOTAL MONEY:								\$2,993,052	

1999 PGA TOUR CHARITY TEAM: THE TOUR Championship

TOP TOURNAMENT SUMMARY									
YEAR	88	93	94	95	96	97	98		
The Masters Tournament				CUT	T41				
U.S. Open		CUT	T33	T16	T56	T60			
British Open Championship				T79					
PGA Championship			CUT	T8	CUT	T58	T44		
THE PLAYERS Championship			T6	DQ	T46	T65	CUT		
THE TOUR Championship			T8						

1998 PGA TOUR STATISTICS	
Scoring Average	70.99 (69T)
Driving Distance	277.4 (33T)
Driving Accuracy Percentage	66.4 (140T)
Total Driving	173 (73T)
Greens in Regulation Pct.	67.2 (40T)
Putting Average	1.788 (96T)
Sand Save Percentage	47.4 (153T)
Eagles (Holes per)	774.0 (175)
Birdies Average	3.53 (56T)
All-Around Ranking	762 (106)

MISCELLANEOUS STATISTICS	
Scoring Average Before Cut	71.26 (83T)
Scoring Average 3rd Round	70.82 (68T)
Scoring Average Final Round	70.40 (23)
Birdies Conversion %	29.2 (77T)
Par Breakers	19.8 (58T)
1998 Low Round:	64: 2 times, most recent 1998 Westin Texas Open/4
Career Low Round:	60: 1997 Buick Challenge/4
Career Largest Paycheck:	\$252,000: 1994 The Sprint International/1



## ANDREW MAGEE

**EXEMPT STATUS:** 30th on 1998 money list

**FULL NAME:** Andrew Donald Magee

**HEIGHT:** 6' 0"

**WEIGHT:** 180

**BIRTHDATE:** May 22, 1962

**BIRTHPLACE:** Paris, France

**RESIDENCE:** Paradise Valley, AZ

**FAMILY:** Wife, Susan; Lindsey Ellenberg (6/23/81), Campbell Joseph (11/27/88), Oliver Andrew (9/5/91)

**COLLEGE:** University of Oklahoma (1984)

**SPECIAL INTERESTS:** Travel, swimming, fishing, whistling

**TURNED PROFESSIONAL:** 1984

**Q SCHOOL:** 1984

**TOUR VICTORIES (4):** 1988 Pensacola Open. 1991 Nestle Invitational, Las Vegas Invitational. 1994 Northern Telecom Open

**BEST 1998 FINISHES:** 2--Memorial Tournament; 3--Bob Hope Chrysler Classic, Buick Open; T4--Westin Texas Open; T6--Tucson Chrysler Classic; T10--Bay Hill Invitational.

**1998 SEASON:** For second consecutive season, captured final spot in THE TOUR Championship by finishing 30th on the money list...had best financial year on TOUR with \$964,302...started strong with third-place finish in his first appearance, at Bob Hope Chrysler Classic...opened with 63 to capture first-round lead, trailed by one stroke after 36 holes...regained lead by four strokes after posting tournament 54-hole-record 195...shared fourth-round lead with Bruce Lietzke, but fell one stroke shy of Lietzke-Fred Couples playoff...Hope finish came one week after tangling with chainsaw at his Phoenix home...while cutting a limb, saw slipped and hit his left index finger...in comment that typifies his unique sense of humor, remarked: "There are better ways to weaken the grip on your left hand, don't you think?"...rounds of 67-71-68-69 produced Memorial Tournament runner-up finish, four strokes behind Fred Couples...had four other top-10 finishes: T6 Tucson Chrysler Classic, third Buick Open, T10 Bay Hill Invitational and T4 Westin Texas Open.

**CAREER HIGHLIGHTS:** First TOUR victory came at 1998 Pensacola Open, where he rallied from four strokes back on final day...strong early-season run in 1991 culminated in second career victory at rain-shortened Nestle Invitational over Tom Sieckmann...30-foot eagle putt at 16 on final day was margin of victory...later that year, shot 31-under-par 329, then the 90-hole scoring record, to force playoff with D.A. Weibring at Las Vegas Invitational...won playoff with par on second extra hole...most recent victory came at 1994 Northern Telecom Open...closing 67 gave him a two-stroke margin over Loren Roberts, Vijay Singh, Jay Don Blake and Steve Stricker...ended 1996 with five top-10 finishes...twice in 1997 came close to first victory since 1994 Northern Telecom Open with second-place finishes at Greater Vancouver Open and B.C. Open...held one-stroke lead in final round of B.C. Open, but bogey on No. 16 opened door for Gabriel Hjertstedt to claim title by one stroke...seven top-10 finishes in 1997 his best since 1991, when he also had seven...three-time All-American at University of Oklahoma...won 1979 Doug Sanders Junior Invitational.

**PERSONAL:** Born in Paris, where his father worked in the oil business...with Gary McCord, conducts Santa Claus Open, annual charity pro-am at TPC of Scottsdale.

CAREER SUMMARY				PLAYOFF RECORD: 1-0					
Year	Events Played	Cuts Made	1st	2nd	3rd	Top 10	Top 25	Earnings	Rank
1984	3	1						\$1,701	238
1985	30	18				4	5	\$75,593	99
1986	33	17				1	5	\$69,478	120
1987	33	18				2	7	\$94,598	99
1988	30	17	1		1	4	8	\$261,954	43
1989	33	19				3	5	\$126,770	109
1990	30	22				3	8	\$210,507	71
1991	28	19	2			7	12	\$750,082	5
1992	28	21				3	12	\$285,946	53
1993	25	14		1		2	7	\$269,986	62
1994	25	20	1			3	9	\$431,041	36
1995	27	18				3	5	\$256,918	72
1996	26	13		1	1	3	7	\$332,504	60
1997	29	23		2		7	15	\$752,007	30
1998	29	19		1	2	6	12	\$964,302	30
Total	410	259	4	5	4	51	117	\$4,883,387	49

**1999 PGA TOUR CHARITY TEAM:** Bob Hope Chrysler Classic



## ANDREW MAGEE...continued

### TOP TOURNAMENT SUMMARY

YEAR	85	86	87	88	89	90	91	92	93	94	95	96	97	98
Masters Tournament					CUT		T7	T19	T31	T41				T31
U.S. Open		CUT		CUT		CUT	CUT	T17			CUT			CUT
British Open Championship				CUT			T57	T5	T39	CUT			T36	CUT
PGA Championship		CUT		69	CUT	T45	T13	T56	T51	T47			75	T21
THE PLAYERS Championship	CUT	CUT	CUT	CUT	CUT	T36	CUT	T17	T20	T45	T37	CUT	T53	CUT
THE TOUR Championship							T19						T15	T21

### 1998 PGA TOUR STATISTICS

Scoring Average	70.72	(43)
Driving Distance	273.6	(55T)
Driving Accuracy Percentage	69.1	(104)
Total Driving	159	(52)
Greens in Regulation Pct.	67.9	(23T)
Putting Average	1.761	(29)
Sand Save Percentage	53.2	(78T)
Eagles (Holes per)	846.0	(177)
Birdies Average	3.74	(20T)
All-Around Ranking	529	(38)

### MISCELLANEOUS STATISTICS

Scoring Average Before Cut	71.17	(72T)
Scoring Average 3rd Round	71.11	(95)
Scoring Average Final Round	69.74	(5)
Birdies Conversion %	31.0	(30T)
Par Breakers	20.9	(29)
1998 Low Round:	63:	1998 Bob Hope Chrysler Classic/1
Career Low Round:	62:	2 times, most recent 1996 Quad City Classic/4
Career Largest Paycheck:	\$270,000:	1991 Las Vegas Invitation/1



## JEFF MAGGERT (MAG-ert)

**EXEMPT STATUS:** Member, 1997 Ryder Cup Team

**FULL NAME:** Jeffrey Allan Maggert

**HEIGHT:** 5' 9"

**BIRTHDATE:** February 20, 1964

**RESIDENCE:** The Woodlands, TX

**FAMILY:** Single

**COLLEGE:** Texas A&M

**SPECIAL INTERESTS:** Fishing, hunting, camping, sporting events

**TURNED PROFESSIONAL:** 1986

**WEIGHT:** 175

**BIRTHPLACE:** Columbia, MO

**JOINED TOUR:** 1991

**TOUR VICTORIES (1):** 1993 Walt Disney World/Oldsmobile Classic

**INTERNATIONAL VICTORIES (2):** 1989 Malaysian Open (Asia), 1990 Vines Classic (Aus)

**NIKE TOUR VICTORIES (2):** 1990 Knoxville Open, Buffalo Open

**BEST 1998 FINISHES:** 2--Shell Houston Open; T2--Bay Hill Invitational; T4--Honda Classic; T5--Buick Classic, Greater Vancouver Open; T7--U.S. Open; T8--Westin Texas Open, Buick Challenge.

**1998 SEASON:** Finished in top 10 in eight of 24 events...first two top-10 finishes came back-to-back at Honda Classic (T4) and Bay Hill Invitational (T2)...held first- and second-round leads at Honda Classic after opening 67-68...struggled with third-round 76, but was able to rebound with final-round 65...rounds of 70-71-69-68 produced second-place tie with Bob Estes, four strokes behind Ernie Els at Bay Hill...was again in contention at Shell Houston Open...held lead after third-round 64...final-round 71 produced second-place finish, one stroke behind David Duval...Houston finish 12th runner-up of his career...rounds of 68-71-67 produced Buick Classic T5...opened with rounds of 69-69 and finished T7 at U.S. Open after closing 75-74...concluded year with career earnings high of \$992,964.

**CAREER HIGHLIGHTS:** Earned lone PGA TOUR victory at 1993 Walt Disney World/Oldsmobile Classic by three strokes over Greg Kraft...victory came under floodlights at the end of a day in which he played 36 holes due to weather delays earlier in the week...compiled a 2-2 record at 1994 Presidents Cup...also 2-2 at 1995 Ryder Cup...a sterling final round at 1997 PGA Championship, where he closed with 65 to finish third, brought a position on that year's Ryder Cup team...posted 2-1 record at Valderrama...six top-10 finishes, including two seconds, summarized success of his 1997 season...for the second time recorded nine top-10s, including three second-place finishes, in 1996...led after third round of Shell Houston Open for second time in career (1991 the other), but lost in playoff to Mark Brooks...also second at Bay Hill Invitational and Buick Classic...led AT&T

## JEFF MAGGERT...continued

Pebble Beach National Pro-Am after 36 holes, but unplayable conditions forced cancellation of event...has twice finished in the top 10 in two majors in the same year (1995 and 1997)...briefly held final-round lead at 1992 PGA Championship before finishing sixth...second only to John Daly in rookie earnings in 1991 with \$240,940...teamed with Jim McGovern to win PGA TOUR division of 1994 Diners Club Matches, then joined Steve Elkington in capturing 1997 Diners Club title...1990 Ben Hogan Tour (now NIKE TOUR) Player of the Year with earnings of \$108,644 and victories in Knoxville and Buffalo...1989 Malaysian Open and 1990 Vines Classic (Australian Tour) champion...All-American at Texas A&M in 1986.

PGA TOUR CAREER SUMMARY						PLAYOFF RECORD: 0-1				
Year	Events Played	Cuts Made	1st	2nd	3rd	Top 10	Top 25	Earnings	Rank	
1986	4	1				1	1	\$13,400	192	
1987	4	1						\$936	293	
1990	2	1						\$2,060	277	
1991	29	17				2	9	\$240,940	68	
1992	26	19			2	4	9	\$377,408	38	
1993	28	17	1	2	1	6	13	\$793,023	11	
1994	26	22		2	2	11	14	\$814,475	9	
1995	23	17		1	1	5	10	\$527,952	34	
1996	26	20		3		9	12	\$804,955	23	
1997	27	19		2	1	6	10	\$835,884	26	
1998	24	18		2		8	12	\$992,964	27	
Total	219	152	1	12	7	52	90	\$5,403,996	39	

NIKE TOUR SUMMARY										
Year	Events Played	Cuts Made	1st	2nd	3rd	Top 10	Top 25	Earnings	Rank	
1990	22	20	2	3	1	13	17	\$108,644	1	
Total	22	20	2	3	1	13	17	\$108,644		
COMBINED TOTAL MONEY:								\$4,519,677		

1999 PGA TOUR CHARITY TEAM: Southern Farm Bureau Classic

TOP TOURNAMENT SUMMARY												
YEAR	86	87	91	92	93	94	95	96	97	98		
Masters Tournament					T21	T50	CUT	T7	CUT	T23		
U.S. Open		CUT	CUT		T52	T9	T4	T97	4	T7		
British Open Championship				CUT	CUT	T24	T68	T5	T51	CUT		
PGA Championship				6	T51	CUT	T3	T73	3	T44		
THE PLAYERS Championship			CUT	T54	CUT	3	T18	T53	CUT	T51		
THE TOUR Championship					15	7		T27	29	16		

NATIONAL TEAMS: The Presidents Cup, 1994; Ryder Cup (2), 1995, 1997

1998 PGA TOUR STATISTICS		MISCELLANEOUS STATISTICS	
Scoring Average	70.24 (24)	Scoring Average Before Cut	70.83 (40T)
Driving Distance	265.7 (143T)	Scoring Average 3rd Round	70.78 (64)
Driving Accuracy Percentage	78.7 (3)	Scoring Average Final Round	70.17 (15)
Total Driving	146 (41)	Birdies Conversion %	31.8 (15)
Greens in Regulation Pct.	66.0 (74T)	Par Breakers	21.0 (25T)
Putting Average	1.764 (35T)	1998 Low Round:	64: 1998 Shell Houston Open/3
Sand Save Percentage	56.4 (36)	Career Low Round:	64: 8 times, most recent 1998 Shell Houston Open/3
Eagles (Holes per)	498.0 (149T)	Career Largest Paycheck:	\$216,000: 1998 Shell Houston Open/2
Birdies Average	3.75 (17T)		
All-Around Ranking	481 (28)		



## DOUG MARTIN

**EXEMPT STATUS:** 102nd on 1998 money list

**FULL NAME:** Douglas Allan Martin

**HEIGHT:** 6' 0"

**BIRTHDATE:** December 8, 1966

**RESIDENCE:** Edgewood, KY

**FAMILY:** Wife, Gaylynn; Cody Alan (12/24/90), Macy (12/12/93)

**COLLEGE:** University of Oklahoma

**SPECIAL INTERESTS:** Family, sports, Notre Dame football

**TURNED PROFESSIONAL:** 1989

**WEIGHT:** 190

**BIRTHPLACE:** Bluffton, OH

**Q SCHOOL:** 1991

**BEST CAREER FINISH:** 2--1995 Buick Classic

**NIKE TOUR VICTORIES (1):** 1993 NIKE South Texas Open

**BEST 1998 FINISHES:** T7--National Car Rental Golf Classic/Disney.

**1998 SEASON:** Enjoyed year similar to 1997 with eight top-25 finishes and one top-10... lone top-10 finish came in final start of season at National Car Rental Golf Classic at Walt Disney World Resort... posted rounds of 69-68-68-72, good for T7... shared 36-hole lead at 7-under-par 137 and stood three strokes off 54-hole lead... began season with eight consecutive cuts made and 12 in first 14 starts... had string of three consecutive top-25s, beginning with AT&T Pebble Beach National Pro-Am (T25), followed by Buick Invitational (T16) and Tucson Chrysler Classic (T25)... next best finish was T17 at Bay Hill Invitational.

**CAREER HIGHLIGHTS:** Best PGA TOUR finish came in 1995 Buick Classic... led five players by one stroke after opening 67... trailed by one through 36 holes and by three after 54... birdied 15, 16 and 18 in final round for six-under-par 278, tied with Vijay Singh... Singh won ensuing playoff with birdie on sixth extra hole... the week prior, opened with 66-65 for one-stroke lead at GTE Byron Nelson Classic, but dropped to T55 at close... best 1996 finish was tie for fifth at Shell Houston Open... started 1996 by making eight of first nine cuts... most consistent performance of career came in 1997, when he had 10 top-25 finishes... eight of first 11 appearances in 1997 were top-25s... in rookie season of 1992, earned \$77,204 in 32 starts, with best finish being seventh at Nissan Los Angeles Open... finished second on 1993 NIKE TOUR money list with 13 top-10 finishes, including victory at NIKE South Texas Open... NIKE TOUR finish earned him spot on 1994 PGA TOUR, where he finished 168th on money list with \$81,201... three-time All-American at University of Oklahoma and member of Sooners' 1989 national championship team.

**PERSONAL:** Loyal Notre Dame football fan... father gave him first golf club before he could walk... entered first tournament at age seven... a high school all-state selection in basketball.

PGA TOUR CAREER SUMMARY						PLAYOFF RECORD: 0-1				
Year	Events Played	Cuts Made	1st	2nd	3rd	Top 10	Top 25	Earnings	Rank	
1989	1	1						\$1,234	287	
1990	2	1						\$1,819	284	
1992	32	12				1	2	\$77,204	150	
1993	5	4				1	1	\$21,381	212	
1994	33	8				1	4	\$81,201	168	
1995	29	18		1		1	2	\$227,463	81	
1996	29	17				1	6	\$210,667	103	
1997	30	22				3	10	\$383,593	64	
1998	33	23				1	8	\$301,718	102	
Total	194	106		1		9	33	\$1,306,279	194	

NIKE TOUR SUMMARY										
Year	Events Played	Cuts Made	1st	2nd	3rd	Top 10	Top 25	Earnings	Rank	
1991	30	19		2		9	16	\$51,782	12	
1992	1	1					1	\$1,116	220	
1993	20	19	1	3	1	13	17	\$147,003	2	
1995	1									
Total	52	39	1	5	1	22	34	\$199,901		
COMBINED TOTAL MONEY:								\$1,506,180		

**1999 PGA TOUR CHARITY TEAM:** Buick Invitational

TOP TOURNAMENT SUMMARY					
YEAR	94	95	96	97	98
U.S. Open	T60	CUT			CUT
PGA Championship		CUT	CUT	T23	
THE PLAYERS Championship			T67	T24	CUT

## DOUG MARTIN...continued

NATIONAL TEAM: Walker Cup, 1989


### 1998 PGA TOUR STATISTICS

Scoring Average	71.09	(80)
Driving Distance	257.9	(179)
Driving Accuracy Percentage	72.9	(46T)
Total Driving	225	(146T)
Greens in Regulation Pct.	64.2	(116)
Putting Average	1.781	(77T)
Sand Save Percentage	57.1	(29T)
Eagles (Holes per)	990.0	(181T)
Birdies Average	3.15	(130T)
All-Around Ranking	838	(121T)

### MISCELLANEOUS STATISTICS

Scoring Average Before Cut	70.88	(46T)
Scoring Average 3rd Round	71.08	(94)
Scoring Average Final Round	71.48	(113)
Birdies Conversion %	27.2	(138T)
Par Breakers	17.6	(142T)

1998 Low Round: 63: 1998 Quad City Classic/3  
 Career Low Round: 63: 2 times, most recent 1998 Quad City Classic/3  
 Career Largest Paycheck: \$129,600: 1995 Buick Classic/2



## LEN MATTIACE (MUH-teece)

EXEMPT STATUS: 68th on 1998 money list

FULL NAME: Leonard Earl Mattiace

HEIGHT: 6' 1"

WEIGHT: 185

BIRTH DATE: October 15, 1967

BIRTHPLACE: Mineola, NY

RESIDENCE: Jacksonville, FL

FAMILY: Wife, Kristen; Gracee Lauren (7/4/97)

COLLEGE: Wake Forest University (1990, Sociology)

SPECIAL INTEREST: All sports

TURNED PROFESSIONAL: 1990

Q SCHOOL: 1992, 1995

BEST CAREER FINISH: T2--1996 Buick Challenge

BEST 1998 FINISHES: T5--THE PLAYERS Championship; T9--Doral-Ryder Open, Canon Greater Hartford Open.

**1998 SEASON:** Best finish of year came at THE PLAYERS Championship...had fought from six strokes back beginning Round 4 to take lead with six holes to play...quest for first TOUR victory was derailed by an eight on No. 17, his 71st hole...was able to birdie the final hole and finish T5...gallery included his mother Joyce, who followed him in a wheelchair...battling inoperable lung cancer, she succumbed later in the year...he bravely stood up to more than an hour of media questioning following his round...had two other top-10 finishes, at Doral-Ryder Open (T9) and Canon Greater Hartford Open (T9)...rounds of 67-69-66-67 helped him finish three strokes behind eventual winner Olin Browne at Hartford...rounds of 68-67 put him in first-place tie with eventual winner Fred Couples after 36 holes of Memorial Tournament...closed 73-76 for T31...ranked second among TOUR sand saves leaders with 69.8%.

**CAREER HIGHLIGHTS:** Best PGA TOUR finish came at 1996 Buick Challenge, a second place that, along with T4 at LaCantera Texas Open, helped him retain playing privileges for 1997...shot 68-68 at Callaway Gardens to share 36-hole lead...after final two rounds were cancelled due to weather, parred first extra hole of five-man playoff, losing to Michael Bradley's birdie...two weeks later, shot season-best 65 on Saturday and 69 Sunday to finish three strokes behind David Ogrin at LaCantera Texas Open...best 1997 finish came in second-to-last start of year at Walt Disney World/Oldsobile Classic...shot 67-66 and trailed Payne Stewart by one stroke through 36 holes...third-round 65 produced two-stroke lead over David Duval...posted final-round 74, falling two strokes shy of Duval-Dan Forsman playoff...had 12 top-25 performances in 1995...first qualified for TOUR at 1992 Qualifying Tournament...played NIKE TOUR in 1992 and 1995, finishing 69th on 1995 money list with \$27,430...T5s at NIKE Cleveland Open and NIKE Buffalo Open his best NIKE TOUR finishes...won first Compaq World Putting Championship by Dave Pelz in 1996...captured 1984 Florida High School Championship...member of Wake Forest's 1986 NCAA Championship team.

**PERSONAL:** Was first encouraged to play golf by his father Louis at age six...is lefthanded but plays golf righthanded.

### PGA TOUR CAREER SUMMARY

PLAYOFF RECORD: 0-1

Year	Events Played	Cuts Made	1st	2nd	3rd	Top 10	Top 25	Earnings	Rank
1988	1								
1991	1								
1993	26	13				2	3	\$74,521	160
1996	30	15		1		2	6	\$238,977	92
1997	35	18			1	1	12	\$315,656	77
1998	31	23				3	5	\$418,416	68
Total	124	69		1	1	8	26	\$1,047,570	215

## LEN MATTIACE...continued

### NIKE TOUR CAREER SUMMARY

Year	Events Played	Cuts Made	1st	2nd	3rd	Top 10	Top 25	Earnings	Rank
1991	3	1						\$495	315
1992	28	17				1	5	\$20,760	64
1993	2								
1994	1								
1995	19	10				2	5	\$27,430	69
1996	1	1					1	\$1,750	198
Total	54	29				3	11	\$50,435	
COMBINED TOTAL MONEY:								\$1,098,005	

1999 PGA TOUR CHARITY TEAM: THE PLAYERS Championship

### TOP TOURNAMENT SUMMARY

YEAR	88	97	98
Masters Tournament	CUT		
U.S. Open		T24	
PGA Championship		CUT	CUT
THE PLAYERS Championship		T24	T5

NATIONAL TEAM: Walker Cup, 1987

### 1998 PGA TOUR STATISTICS

Scoring Average	70.93	(61T)
Driving Distance	263.8	(161)
Driving Accuracy Percentage	67.4	(123T)
Total Driving	284	(180)
Greens in Regulation Pct.	63.4	(138T)
Putting Average	1.758	(28)
Sand Save Percentage	69.8	(2)
Eagles (Holes per)	231.8	(69)
Birdies Average	3.37	(87T)
All-Around Ranking	669	(72)

### MISCELLANEOUS STATISTICS

Scoring Average Before Cut	70.58	(24T)
Scoring Average 3rd Round	71.43	(122T)
Scoring Average Final Round	71.68	(127)
Birdies Conversion %	29.5	(67T)
Par Breakers	19.1	(88T)

1998 Low Round: 66: 3 times, most recent 1998 National Car Rental Golf Classic/Disney/1  
 Career Low Round: 64: 4 times, most recent 1997 Greater Vancouver Open/1  
 Career Largest Paycheck: \$146,000: 1998 THE PLAYERS Championship/T5



## BILLY MAYFAIR

EXEMPT STATUS: 1998 two-time tournament winner (through 2001)

FULL NAME: William Fred Mayfair

HEIGHT: 5' 8"

BIRTHDATE: August 6, 1966

RESIDENCE: Scottsdale, AZ; plays out of Troon North GC

FAMILY: Wife, Tammy

COLLEGE: Arizona State

SPECIAL INTERESTS: All sports

TURNED PROFESSIONAL: 1988

WEIGHT: 175

BIRTHPLACE: Phoenix, AZ

Q SCHOOL: 1988

TOUR VICTORIES (5): 1993 Greater Milwaukee Open. 1995 Motorola Western Open, THE TOUR Championship. 1998 Nissan Open, Buick Open

BEST 1998 FINISHES: 1--Nissan Open, Buick Open; T2--Doral-Ryder Open; T6--Michelob Championship at Kingsmill; T7--PGA Championship.

1998 SEASON: Qualified for THE TOUR Championship for the first time since winning PGA TOUR's season-ending event in 1995...also won for first time since capturing 1995 TOUR Championship...earned first of two victories at Nissan Open, where opening-round 65 gave him a one-stroke lead over Stephen Ames...second-round 71 enabled him to hold onto one-stroke lead, but fell one behind Tommy Armour III after three rounds...closing 67 forced playoff with Tiger Woods...birdied first extra hole to defeat Woods...\$378,000 payday lifted his season earnings total to \$419,569, \$115,486 more than he made in all of 1997...nearly made it two wins in a row the following week at Doral-Ryder Open...rounds of 72-70-68 placed him two strokes behind Michael



## BILLY MAYFAIR...continued

Bradley heading into final round...closing 69 left him one stroke shy of Bradley...held 54-hole lead at Buick Open following rounds of 70-69-65...took lead for good on Sunday with first-hole birdie en route to closing 67...dedicated his victory to Renay Appleby, the wife of TOUR player Stuart Appleby, who died tragically in July...other top-10 performances came at PGA Championship (T7) and Michelob Championship at Kingsmill (T6)...finished 21st in all-around ranking on TOUR.

**CAREER HIGHLIGHTS:** Enjoyed one of the best turn-around seasons in PGA TOUR history in 1995, recording two victories, three runner-up finishes and earning \$1,543,192...increase in earnings over previous year - \$1,385,033 - stood at that time as TOUR record, since broken by John Huston...victories came at Motorola Western Open, where he shot a closing 67, and THE TOUR Championship, where he had a three-stroke lead through 54 holes and maintained that margin with closing 73...runner-up finishes came at Phoenix Open, NEC World Series of Golf (both in playoffs) and Las Vegas Invitational...best finish of 1996 was T2 at NEC World Series of Golf...best finish in 1997 was T2 at Las Vegas Invitational...1997 season was wracked by illness and loss of confidence...his T2 performance in Las Vegas, the last full-field event of the season, proved he was back...first victory on TOUR came at 1993 Greater Milwaukee Open, where he defeated Mark Calcavecchia and Ted Schulz in a playoff...celebrated amateur career included 1986 U.S. Public Links and 1987 U.S. Amateur titles...also won Fred Haskins award as nation's top collegiate player.

**PERSONAL:** Married Tammy McIntire on 18th green at TPC at Las Colinas prior to 1994 GTE Byron Nelson Classic, explaining: "We're going to be spending the rest of our lives on golf courses. We thought we might as well be married on one."...volunteered as standard bearer at Phoenix Open while in high school, usually working with the group of his idol, Jerry Pate...inducted into Arizona State Sports Hall of Fame in Nov. 1998.

### CAREER SUMMARY

### PLAYOFF RECORD: 2-4

Year	Events Played	Cuts Made	1st	2nd	3rd	Top 10	Top 25	Earnings	Rank
1987(Am.)	3	1							
1988(Am.)	3	2					1		
1988	5	3					1	\$8,433	220
1989	33	18					6	\$111,998	116
1990	32	23		2		7	15	\$693,658	12
1991	33	20				1	7	\$185,668	89
1992	33	23				1	9	\$191,878	79
1993	32	22	1	1		5	8	\$513,072	30
1994	32	18				1	7	\$158,159	113
1995	28	21	2	3		6	9	\$1,543,192	2
1996	28	18		1		1	8	\$357,654	55
1997	30	16		1		1	5	\$304,083	79
1998	27	20	2	1		5	9	\$1,281,685	16
Total	319	205	5	9		28	85	\$5,349,481	40

**1999 PGA TOUR CHARITY TEAM:** Nissan Open

### TOP TOURNAMENT SUMMARY

YEAR	88	89	90	91	92	93	94	95	96	97	98
Masters Tournament	CUT			T12	T42		CUT		CUT		CUT
U.S. Open	T25	T33	CUT	T37	T23		CUT		T32		
British Open Championship									T45		T52
PGA Championship			T5	CUT	CUT	T28	T39	T23	T52	T53	T7
THE PLAYERS Championship		CUT	CUT	T73	T67	T52	CUT	T18	CUT	CUT	T42
THE TOUR Championship			2			30		1			T13

**NATIONAL TEAMS:** Walker Cup, 1987; Four Tours World Championship of Golf, 1991


### 1998 PGA TOUR STATISTICS

Scoring Average	70.45	(35T)
Driving Distance	270.2	(92)
Driving Accuracy Percentage	74.1	(32)
Total Driving	124	(21)
Greens in Regulation Pct.	66.4	(59T)
Putting Average	1.794	(119T)
Sand Save Percentage	62.7	(9)
Eagles (Holes per)	135.0	(12)
Birdies Average	3.53	(56T)
All-Around Ranking	414	(21)

### MISCELLANEOUS STATISTICS

Scoring Average Before Cut	71.25	(80T)
Scoring Average 3rd Round	70.05	(19)
Scoring Average Final Round	71.11	(76T)
Birdies Conversion %	30.2	(46T)
Par Breakers	20.4	(36T)

**1998 Low Round:** 65: 2 times, most recent 1998 Buick Open/3  
**Career Low Round:** 61: 1993 GTE Byron Nelson Classic/2  
**Career Largest Paycheck:** \$540,000: 1995 THE TOUR Championship/1



## BLAINE McCALLISTER

**EXEMPT STATUS:** 125th on 1998 money list

**FULL NAME:** Blaine McCallister

**HEIGHT:** 5' 10"

**WEIGHT:** 190

**BIRTHDATE:** October 17, 1958

**BIRTHPLACE:** Ft. Stockton, TX

**RESIDENCE:** Ponte Vedra Beach, FL

**FAMILY:** Wife, Claudia

**COLLEGE:** University of Houston

**SPECIAL INTERESTS:** Hunting, fishing, tennis, baseball

**TURNED PROFESSIONAL:** 1981

**Q SCHOOL:** Fall 1981, 1982, 1985, 1997

**PGA TOUR VICTORIES (5):** 1988 Hardee's Golf Classic. 1989 Honda Classic, Bank Of Boston Classic. 1991 H.E.B. Texas Open. 1993 B.C. Open

**BEST 1998 FINISH:** T11--Kemper Open.

**1998 SEASON:** Was the official "man on the bubble" for making the top 125 on the money list...his final two events helped him capture 125th place, the final spot providing a full exemption for 1999...rounds of 72-69-69-71-69 at the Las Vegas Invitational brought a T32 worth \$11,575...at the National Car Rental Golf Classic at Walt Disney World, rounds of 71-73-73-66 produced a tie for 43rd place...that finish brought him \$6,090, which allowed him to finish \$4,204 in front of P.H. Horgan III and in the final fully exempt spot...two top-25 finishes highlighted his season...in his first appearance of the year, at the Bob Hope Chrysler Classic, finished T19 after rounds of 66-67-73-69-67...final top-25 came at the Kemper Open...opened with rounds of 70-71, then closed 70-69 en route to an 11th-place finish, his best of the season.

**CAREER HIGHLIGHTS:** Owns five victories on the PGA TOUR, including two in 1989...first TOUR win came at 1988 Hardee's Golf Classic...middle rounds of 62-63—125 during that tournament tie Gay Brewer (1967 Pensacola Classic), Ron Streck (1978 Texas Open) and John Cook (1996 FedEx St. Jude Classic, 1997 Bob Hope Chrysler Classic) for lowest consecutive rounds in TOUR history...best 1997 finish was T4 at Deposit Guaranty Golf Classic...returned to Qualifying School in 1997, where he finished second...1989 was his most successful year on TOUR, with victories at Honda Classic and Bank of Boston Classic...the two victories helped him climb into the top 15 on the money list for the first time in his career...other two wins came at 1991 H.E.B. Texas Open and 1993 B.C. Open.

**PERSONAL:** Roomed with Fred Couples for one year and with CBS Sports golf host Jim Nantz for three while attending the University of Houston...is involved with eyesight organizations as a result of his wife Claudia suffering from pseudoxanthoma elasticum (PXE), a rare eye disease.

CAREER SUMMARY				PLAYOFF RECORD: 1-1						
Year	Events Played	Cuts Made	1st	2nd	3rd	Top 10	Top 25	Earnings	Rank	
1982	23	7					1	\$7,894	186	
1983	24	6						\$5,218	201	
1984	1									
1986	35	17		1		1	3	\$88,732	94	
1987	35	19				2	6	\$120,005	87	
1988	34	23	1			3	11	\$225,660	49	
1989	31	20	2			5	11	\$523,891	15	
1990	30	18				2	5	\$152,048	103	
1991	26	22	1		1	4	11	\$412,974	36	
1992	28	19			2	4	7	\$261,187	59	
1993	27	16	1		1	2	5	\$290,434	61	
1994	27	20			1	7	11	\$351,554	47	
1995	26	18				2	8	\$238,847	77	
1996	28	18				2	4	\$179,427	117	
1997	30	11				1	4	\$140,966	143	
1998	30	22					2	\$228,304	125	
Total	435	256	5	1	5	35	89	\$3,227,141	84	

**1999 PGA TOUR CHARITY TEAM:** THE TOUR Championship

### TOP TOURNAMENT SUMMARY

YEAR	84	87	88	89	90	91	92	93	94	95	96	97
Masters Tournament				CUT	CUT		T48		CUT			
U.S. Open	CUT		CUT		T56	T46		T19		CUT	T97	
PGA Championship			CUT	T25	T17	T19	T57	T62	T36	CUT	CUT	
THE PLAYERS Championship			69	CUT	CUT		T23	T54	CUT	CUT	CUT	T41
THE TOUR Championship					T22							

## BLAINE McCALLISTER...continued


### 1998 PGA TOUR STATISTICS

Scoring Average	71.00	(71)
Driving Distance	272.4	(70)
Driving Accuracy Percentage	74.8	(26T)
Total Driving	96	(8)
Greens in Regulation Pct.	69.0	(11)
Putting Average	1.791	(105T)
Sand Save Percentage	44.6	(171)
Eagles (Holes per)	374.4	(130)
Birdies Average	3.38	(86)
All-Around Ranking	670	(73)

### MISCELLANEOUS STATISTICS

Scoring Average Before Cut	70.86	(44T)
Scoring Average 3rd Round	70.59	(54)
Scoring Average Final Round	71.27	(97T)
Birdies Conversion %	27.3	(134T)
Par Breakers	19.1	(88T)

**1998 Low Round:** 65: 2 times, most recent 1998 Greater Milwaukee Open/2  
**Career Low Round:** 62: 1988 Hardee's Golf Classic/2  
**Career Largest Paycheck:** \$162,000: 1991 H.E.B. Texas Open/1



## SCOTT McCARRON (mih-CARE-un)

**EXEMPT STATUS:** 1997 tournament winner (through 1999)

**FULL NAME:** Scott Michael McCarron

**HEIGHT:** 5' 10"

**WEIGHT:** 165

**BIRTHDATE:** July 10, 1965

**BIRTHPLACE:** Sacramento, CA

**RESIDENCE:** Rancho Murieta, CA

**FAMILY:** Wife, Jennifer; Courtney (10/31/95), Cassidy (12/23/97)

**COLLEGE:** UCLA (1988, History)

**SPECIAL INTERESTS:** Flying, skiing, mountain biking, fly fishing, guitar

**TURNED PROFESSIONAL:** 1992

**Q SCHOOL:** 1994

**TOUR VICTORIES (2):** 1996 Freeport-McDermott Classic, 1997 BellSouth Classic

**BEST 1998 FINISHES:** T5--Quad City Classic; T6--GTE Byron Nelson Classic; T8--Phoenix Open.

**1998 SEASON:** Ended at two his string of years with a victory, but still was able to finish in top 70 on money list...played well in his first two events, posting a 12th-place finish at the Mercedes Championships and a T8 at the Phoenix Open...opened with a 67 at Phoenix, four strokes behind leader Mike Hulbert...followed with rounds of 70-70-68 to finish six strokes behind Jesper Parnevik...rounds of 66-72-68-64 produced GTE Byron Nelson T6...final top-10 finish came at the Quad City Classic, where he wound up T5...finished four strokes behind Steve Jones...tied for fourth, with Fred Couples, in average driving distance...each averaged 289.1 yards per drive...also was seventh in holes per eagle...finished T8 with Bruce Lietzke in defense of their title at the Franklin Templeton Shark Shootout.

**CAREER HIGHLIGHTS:** Captured his second PGA TOUR title in 1997, winning the BellSouth Classic...opened 70-69 at Tournament Players Club at Sugarloaf, then fired 66 for share of lead with David Duval...final-round 69 secured three-stroke victory over Duval and Lee Janzen...victory came after he pulled his hamstring racing Dicky Pride during second-round rain delay...injury forced him to keep swing shorter, and he credited Pride (at least in part) for the victory...accumulated seven top-10 finishes in 1997...in pairing of long putters, teamed with Bruce Lietzke to capture title at 1997 Franklin Templeton Shark Shootout...became third consecutive first-time winner in 1996, following Tim Herron (Honda Classic) and Paul Goydos (Bay Hill Invitational) with victory at Freeport-McDermott Classic...after opening 68-67 at English Turn G&CC, took one-stroke lead over Tommy Tolles with a third-round 69 and closed with 71 on windy Sunday for a five stroke-victory...at Augusta National the following week, tied for 10th at the Masters Tournament...also made cut in U.S. Open and PGA Championship, where he also tied for 10th...made seven of his final nine cuts in 1996 and finished 49th on the money list...used third-place finish at 1995 Las Vegas Invitational to avoid trip to Qualifying Tournament...played his college golf at UCLA.

**PERSONAL:** After college, gave up golf for four years to work with his father in the family clothing business...during that period, athletic focus was on flag football, softball, tennis and racquetball...return to golf was sparked by 1991 visit to Raley's Senior Gold Rush, the SENIOR PGA TOUR event at Rancho Murieta, CA...after watching seniors, went home and built long putter in garage...nearly won U.S. Mid-Amateur with homemade model later that year...used more sophisticated version to win his two TOUR titles.

### PGA TOUR CAREER SUMMARY

### PLAYOFF RECORD: 0-0

Year	Events Played	Cuts Made	1st	2nd	3rd	Top 10	Top 25	Earnings	Rank
1995	25	12			1	1	2	\$147,371	128
1996	27	17	1			2	5	\$404,329	49
1997	26	16	1			7	13	\$852,459	25
1998	28	14				3	7	\$414,247	69
Total	106	59	2		1	13	27	\$1,818,405	146

## SCOTT McCARRON...continued

### NIKE TOUR SUMMARY

Year	Events Played	Cuts Made	1st	2nd	3rd	Top 10	Top 25	Earnings	Rank
1992	1	1						\$720	268
1995	3	1					1	\$1,950	204
Total	4	2					1	\$2,670	
COMBINED TOTAL MONEY:								\$1,821,075	

1999 PGA TOUR CHARITY TEAM: Reno-Tahoe Open

### TOP TOURNAMENT SUMMARY

YEAR	96	97	98
Masters Tournament	T10	T30	T16
U.S. Open	T82	T10	T40
British Open Championship		CUT	
PGA Championship	T47	T10	CUT
THE PLAYERS Championship	CUT	CUT	T35
THE TOUR Championship		T12	

### 1998 PGA TOUR STATISTICS

Scoring Average	70.90	(58)
Driving Distance	289.1	(4T)
Driving Accuracy Percentage	65.0	(160T)
Total Driving	164	(57T)
Greens in Regulation Pct.	64.3	(112T)
Putting Average	1.781	(77T)
Sand Save Percentage	52.5	(87T)
Eagles (Holes per)	124.5	(7)
Birdies Average	3.40	(78T)
All-Around Ranking	583	(49)

### MISCELLANEOUS STATISTICS

Scoring Average Before Cut	71.46	(108)
Scoring Average 3rd Round	71.19	(100T)
Scoring Average Final Round	71.07	(73)
Birdies Conversion %	29.4	(71T)
Par Breakers	19.7	(61T)

1998 Low Round: 64: 1998 GTE Byron Nelson Classic/4  
 Career Low Round: 63: 1997 Bob Hope Chrysler Classic/5  
 Career Largest Paycheck: \$270,000: 1997 BellSouth Classic/1



## MARK McCUMBER

EXEMPT STATUS: Top 50 on PGA TOUR career money list

FULL NAME: Mark Randall McCumber

HEIGHT: 5' 8"

WEIGHT: 170

BIRTHDATE: September 7, 1951

BIRTHPLACE: Jacksonville, FL

RESIDENCE: Jacksonville, FL

FAMILY: Wife, Paddy; Addison (1/28/76), Megan (6/14/80), Mark Tyler (4/4/91)

SPECIAL INTERESTS: Family activities, golf course architecture

TURNED PROFESSIONAL: 1974

Q SCHOOL: Spring 1978

TOUR VICTORIES (10): 1979 Doral-Eastern Open. 1983 Western Open, Pensacola Open 1985 Doral-Eastern Open. 1987 Anheuser-Busch Classic. 1988 THE PLAYERS Championship. 1989 Beatrice Western Open. 1994 Anheuser-Busch Golf Classic, Hardee's Golf Classic, THE TOUR Championship

BEST 1998 FINISH: Did not make a cut

1998 SEASON: After attempting to play under a special medical extension in 1998, is using his one-time top 50 on career money list exemption this year...was able to make only three tournament appearances in 1998 as he continued to battle health problems...on-going problem finally was diagnosed as a spinal-cord lesion, caused by a virus that may have settled in as long ago as 1995...underwent extensive physical therapy to combat numbness in his left hand and fatigue in his legs...missed cut at Honda Classic in first tournament appearance since Aug. 1997, followed by another missed cut at THE PLAYERS Championship...after being able to practice four days a week for two consecutive weeks in early October, committed to the National Car Rental Golf Classic at Walt Disney World Resort, where he again missed cut...entering 1999, last cut made came at 1997 Honda Classic, where he shot 70-70-74-288 and finished T48...while inactive, expanded golf course design business and undertook television commentary work with ABC Sports.

CAREER HIGHLIGHTS: Health problems seemingly began with right shoulder rotator cuff injury that resulted in surgery in fall of 1996...while rehabbing shoulder in winter, began to feel pain in neck, signaling spinal cord problem...in 1996, last full year on TOUR, finished 38th on money list and had four top-10 finishes, including seconds at Honda Classic and British Open...three

## MARK McCUMBER...continued

victories, including season-ending TOUR Championship, produced best season in 1994...defeated Glen Day by three strokes at Anheuser-Busch Golf Classic, followed by one-stroke win over Kenny Perry two months later at Hardee's Golf Classic...two victories gave him first multiple-win season since 1983...at TOUR Championship, sank 40-foot putt on first extra hole to defeat Fuzzy Zoeller...first TOUR victory came in 12th tournament: the 1979 Doral-Eastern Open...next wins came in 1983, at Western Open and Pensacola Open...earned second Doral-Eastern crown in 1985...won 1987 Anheuser-Busch Classic...was hometown champion at 1988 PLAYERS Championship, defeating Mike Reid by four strokes...earned first playoff victory over Peter Jacobsen in 1989 Beatrice Western Open...teamed with Ben Crenshaw to win 1988 World Cup title...U.S. finalist at 1995 Andersen Consulting World Championship of Golf.

**PERSONAL:** Has made significant impact in golf-course design with Mark McCumber and Associates, design arm of McCumber Golf, which he operates with his brothers...designed Tournament Players Club at Heron Bay, site of the Honda Classic...he and Jack Nicklaus are only two active TOUR players who are members of American Society of Golf Architects.

CAREER SUMMARY					PLAYOFF RECORD: 2-0				
Year	Events Played	Cuts Made	1st	2nd	3rd	Top 10	Top 25	Earnings	Rank
1978	8	6				1	1	\$6,948	162
1979	31	15	1			1	4	\$67,886	60
1980	30	15				2	6	\$36,985	90
1981	25	15				2	4	\$33,363	105
1982	26	18				1	5	\$31,684	121
1983	29	20	2	2		8	13	\$268,294	8
1984	26	19				5	10	\$133,445	50
1985	24	14	1	1		3	8	\$192,752	32
1986	28	21				1	10	\$110,442	80
1987	29	24	1		1	5	14	\$390,885	22
1988	22	21	1	1		5	12	\$559,111	13
1989	20	15	1	1		7	13	\$546,587	14
1990	24	20				3	6	\$163,413	97
1991	23	17				1	5	\$173,852	92
1992	24	17				1	4	\$136,653	106
1993	21	18		1	1	3	11	\$363,269	41
1994	20	18	3			6	13	\$1,208,209	3
1995	19	14				3	12	\$375,923	47
1996	15	10		2		4	7	\$487,226	38
1997	4	1						\$3,870	312
1998	3								
Total	451	318	10	8	2	62	158	\$5,290,798	43

### TOP TOURNAMENT SUMMARY

YEAR	79	80	81	82	83	84	85	86	87	88	89	90	91	92	93
Masters Tournament						T35	T18	T11	T12	24	T43	T36	T17	T37	CUT
U.S. Open			CUT	CUT		T16		T8	T51	T32	T2	T47	CUT	T13	T46
British Open Championship						8	CUT			T48	T46	T31			
PGA Championship	T28		T56	CUT	CUT	T48	W/D	T53	T5	CUT	65	T49	T52	CUT	T31
THE PLAYERS Championship	T35	CUT	T45	CUT	T49	DQ	CUT	CUT	T12	1	T6	T9	T13	T40	T20
THE TOUR Championship									26	T14	T19				

### TOP TOURNAMENT SUMMARY (cont.)

YEAR	94	95	96	97	98
Masters Tournament		T35	CUT		
U.S. Open		T13	CUT		
British Open Championship		CUT	T2		
PGA Championship	T19	CUT	CUT		
THE PLAYERS Championship	T62	T23	77	CUT	CUT
THE TOUR Championship	1				

**NATIONAL TEAMS:** World Cup (2), 1988, 1989; Dunhill Cup, 1988; Ryder Cup 1989

### 1998 PGA TOUR STATISTICS

Scoring Average	74.94	(N/A)
Driving Distance	243.1	(N/A)
Driving Accuracy Percentage	56.0	(N/A)
Total Driving		(N/A)
Greens in Regulation Pct.	45.4	(N/A)
Putting Average	1.878	(N/A)
Sand Save Percentage	61.9	(N/A)
Birdies Average	1.50	(N/A)

### MISCELLANEOUS STATISTICS

Scoring Average Before Cut	75.67	(N/A)
Birdies Conversion %	18.4	(N/A)
Par Breakers	8.3	(N/A)

1998 Low Round: 73: 1998 National Car Rental Golf Classic/Disney/2  
 Career Low Round: 63: 1980 San Antonio-Texas Open/2  
 Career Largest Paycheck: \$540,000: 1994 THE TOUR Championship/1





## Rocco Mediate (MEE-dee-ate)

**EXEMPT STATUS:** 78th on 1998 money list

**FULL NAME:** Rocco Anthony Mediate

**HEIGHT:** 6' 1"

**BIRTHDATE:** December 17, 1962

**RESIDENCE:** Ponte Vedra Beach, FL

**FAMILY:** Wife, Linda; three children

**COLLEGE:** Florida Southern University

**SPECIAL INTERESTS:** Music, tennis, home theater

**TURNED PROFESSIONAL:** 1985

**WEIGHT:** 190

**BIRTHPLACE:** Greensburg, PA

**Q SCHOOL:** Fall 1985, 1986

**TOUR VICTORIES (2):** 1991 Doral-Ryder Open. 1993 Kmart Greater Greensboro Open

**INTERNATIONAL VICTORIES (1):** 1992 Perrier French Open

**BEST 1998 FINISHES:** T4--National Car Rental Golf Classic/Disney; 5--Sprint International.

**1998 SEASON:** In a year very similar to 1997, made 20 of 24 cuts with one withdrawal...made 13 consecutive cuts, beginning with the Phoenix Open through the MasterCard Colonial...two top-10 finishes came late in the season, at the Sprint International and National Car Rental Golf Classic at Walt Disney World Resort...at the Sprint International, 36 points produced fifth-place finish...rounds of 67-70-71-68 produced T4 at Walt Disney World...had hole-in-one in first round of Westin Texas Open before withdrawing with a wrist injury.

**CAREER HIGHLIGHTS:** Earned first PGA TOUR title in sixth season at 1991 Doral-Ryder Open...sank 10-foot birdie putts on 71st and 72nd holes, forcing playoff with Curtis Strange...in Monday playoff, birdied first extra hole from five feet to win \$252,000...was first to win TOUR event using long putter...victory was one of six top-10 finishes in his first seven starts of the year...second win came in playoff at 1993 Kmart GGO, where he birdied fourth playoff hole to defeat Steve Elkington...missed most of 1994 season with ruptured disk, for which he underwent surgery in July...in final start that year, played in same group as Arnold Palmer in Palmer's final appearance at U.S. Open...returned to TOUR in 1996 under special medical extension and promptly tied for sixth at Phoenix Open to earn \$42,088 and regain full playing privileges...had three other top-10 finishes, including T4 at THE PLAYERS Championship, where he became the first player to birdie the final six holes at the TPC at Sawgrass on his way to a final-round 66...1997 was an inconsistent year, but the latter half was his strongest part of season...made eight consecutive cuts near end of the year to retain fully exempt status...best finish of 1997 was Buick Open T8.

**PERSONAL:** Rigorous workout regimen he undertook following 1994 back surgery resulted in his losing 60 pounds of fat and adding 15 pounds of muscle...attended California (PA) State College before transferring to Florida Southern.

CAREER SUMMARY			PLAYOFF RECORD: 2-0						
Year	Events Played	Cuts Made	1st	2nd	3rd	Top 10	Top 25	Earnings	Rank
1984(Am.)	1								
1985	2								
1986	27	10				1	4	\$20,670	174
1987	32	19		1		1	7	\$112,099	91
1988	32	25				1	9	\$129,829	92
1989	30	23					8	\$132,501	108
1990	27	17		1	1	3	5	\$240,625	62
1991	25	19	1			7	14	\$597,438	15
1992	25	17			2	6	8	\$301,896	49
1993	24	22	1	1		6	10	\$680,623	16
1994	6	4				1	2	\$45,940	193
1995	18	8				2	2	\$105,618	155
1996	21	15			1	4	10	\$475,255	40
1997	24	18				2	7	\$240,521	101
1998	24	20				2	9	\$389,996	78
Total	318	217	2	3	4	36	95	\$3,473,010	74

**1999 PGA TOUR CHARITY TEAM:** THE TOUR Championship

## ROCCO MEDIATE...continued

### TOP TOURNAMENT SUMMARY

YEAR	84	87	88	89	90	91	92	93	94	95	96	97	98
Masters Tournament						T22	T37						
U.S. Open	CUT					CUT	T44	T25	W/D				
British Open Championship						CUT	T45	T39			T18		
PGA Championship			T31		T69	T16	T40	T68			T36		CUT
THE PLAYERS Championship	T50	CUT	T11	T11	T15	CUT	T6			T55	T4	CUT	T57
THE TOUR Championship						T26		T23					

### 1998 PGA TOUR STATISTICS

Scoring Average	70.82	(53)
Driving Distance	270.7	(88)
Driving Accuracy Percentage	71.3	(67T)
Total Driving	155	(45T)
Greens in Regulation Pct.	68.8	(13)
Putting Average	1.786	(91T)
Sand Save Percentage	50.0	(114T)
Eagles (Holes per)	246.0	(85)
Birdies Average	3.48	(64T)
All-Around Ranking	575	(47)

### MISCELLANEOUS STATISTICS

Scoring Average Before Cut	70.44	(20T)
Scoring Average 3rd Round	71.42	(120T)
Scoring Average Final Round	72.26	(154)
Birdies Conversion %	28.1	(105T)
Par Breakers	19.7	(61T)

1998 Low Round: 67: 10 times, most recent 1998 National Car Rental Golf Classic/Disney/1

Career Low Round: 63: 2 times, most recent 1991 Bob Hope Chrysler Classic/2

Career Largest Paycheck: \$270,000: 1993 Kmart Greater Greensboro Open/1



## PHIL MICKELSON

**EXEMPT STATUS:** Winner, 1996 NEC World Series of Golf (through 2006)

**FULL NAME:** Philip Alfred Mickelson

**HEIGHT:** 6' 2"

**WEIGHT:** 190

**BIRTHDATE:** June 16, 1970

**BIRTHPLACE:** San Diego, CA

**RESIDENCE:** Scottsdale, AZ; plays out of Grayhawk GC

**FAMILY:** Wife, Amy

**COLLEGE:** Arizona State University

**SPECIAL INTERESTS:** All sports, especially football; flying

**JOINED TOUR:** June 1992

**TOUR VICTORIES (13):** 1991 Northern Telecom Open. 1993 Buick Invitational of California, The International. 1994 Mercedes Championships. 1995 Northern Telecom Open. 1996 Nortel Open, Phoenix Open, GTE Byron Nelson Classic, NEC World Series of Golf. 1997 Bay Hill Invitational, Sprint International. 1998 Mercedes Championships. 1998 Mercedes Championships, AT&T Pebble Beach National Pro-Am

**INTERNATIONAL VICTORIES (1):** 1993 Perrier Open (Eur)

**BEST 1998 FINISHES:** 1--Mercedes Championships, AT&T Pebble Beach National Pro-Am; 2--NEC World Series of Golf; T2--Sprint International; T3--MCI Classic; T6--Greater Greensboro Chrysler Classic, GTE Byron Nelson Classic; T8--THE PLAYERS Championship; T10--U.S. Open.

**1998 SEASON:** A career-best year in terms of earnings on TOUR...got off to a quick start at the Mercedes Championships...36-hole total of 9-under-par 135 tied him for the lead with John Cook...third-round 68 brought him the lead, one stroke in front of David Duval...was able to hold off the charging pair of Mark O'Meara and Tiger Woods on Sunday with a final-round 68...Mercedes Championships victory made him the seventh two-time winner of that event...broke into top 10 at THE PLAYERS Championship for the first time in career with T8...finished T3 at MCI Classic, 10 strokes behind Davis Love III...second victory of season, from a date standpoint, came at the weather-postponed AT&T Pebble Beach National Pro-Am...birdied two of the final three holes for a one-stroke victory over Tom Pernice, Jr....captured Bank of America "King of the Swing" honors and \$100,000 bonus for earning most money on the PGA TOUR's West Coast Swing, \$771,450...tied for second with 41 points at the Sprint International, where he lost in a playoff to Vijay Singh...posted second consecutive runner-up finish at NEC World Series of Golf after leading the opening round with 66...member of his third United States Presidents Cup Team...entering 1999, had the TOUR's longest current string of consecutive years with a victory: six.

**CAREER HIGHLIGHTS:** 1998 his most productive year on TOUR in terms of earnings (\$1,837,246), 1996 his best in terms of

## PHIL MICKELSON...continued

victories (four)...equaled his victory totals of 1993 and 1997 last year...earned nearly \$1.7 million in 1996...won two of his first three starts that year, successfully defending Nortel Open title and defeating Justin Leonard in playoff to win Phoenix Open...became first player since Johnny Miller in 1975 to win in Phoenix and Tucson in the same year...shot opening 65 for lowest score by lefthander in Masters Tournament history and eventually finished third...won GTE Byron Nelson Classic and NEC World Series of Golf, taking the lead at both events after 36 holes...teamed with Mark O'Meara and Steve Stricker to capture Dunhill Cup over New Zealand...two-time winner in 1997, with victories at Bay Hill Invitational and Sprint International...final-round 65 at Bay Hill enabled him to come from two strokes behind heading into final round and earn a three-stroke victory over Stuart Appleby...again was able to hold off Appleby at the Sprint International, winning by seven points and setting a tournament record with 48 points...finished top 25 in 15 of 21 tournaments entered...as an amateur, won 1991 Northern Telecom Open, first amateur since Scott Verplank in 1985 to win PGA TOUR event...member of two Ryder Cup and three Presidents Cup Teams...in 1990, became only lefthanded player to win U.S. Amateur...one of only three golfers to win NCAA Championship and U.S. Amateur in same year...the other two are Jack Nicklaus and Tiger Woods...along with Gary Hallberg and David Duval, only four-time first-team golf All-Americans.

**PERSONAL:** Started hitting golf balls at 18 months...is right-handed in everything except golf...as his father demonstrated right-handed, he followed along lefthanded...has his own website: [www.phil-mickelson.com](http://www.phil-mickelson.com)...an avid pilot...mother Mary was honored as March of Dimes "Mother of the Year" in Nov. 1998.

### CAREER SUMMARY

### PLAYOFF RECORD: 2-0

Year	Events Played	Cuts Made	1st	2nd	3rd	Top 10	Top 25	Earnings	Rank
1988(Am.)	2								
1989(Am.)	1								
1990(Am.)	2	2					1		
1991(Am.)	7	6	1			1	1		
1992(Am.)	7	1							
1992	10	7		1		2	4	\$171,714	90
1993	24	14	2			4	7	\$628,735	22
1994	18	17	1		3	9	10	\$748,316	15
1995	24	15	1			4	9	\$655,777	28
1996	21	19	4	1	1	8	10	\$1,697,799	2
1997	21	19	2	1		5	15	\$1,225,390	11
1998	24	19	2	2	1	9	11	\$1,837,246	6
Total	161	119	13	5	5	42	68	\$6,964,977	19

**1999 PGA TOUR CHARITY TEAM:** Air Canada Championship

### TOP TOURNAMENT SUMMARY

YEAR	90	91	92	93	94	95	96	97	98
Masters Tournament		T46		T34		T7	3	CUT	T12
U.S. Open	T29	T55	CUT		T47	T4	T94	T43	T10
British Open Championship		T73			CUT	T40	T41	T24	79
PGA Championship				T6	3	CUT	T8	T29	T34
THE PLAYERS Championship			CUT	CUT		T14	T33	CUT	T8
THE TOUR Championship				28	T17	24	12	T22	17


**NATIONAL TEAMS:** Walker Cup (2), 1989, 1991; The Presidents Cup (3), 1994, 1996, 1998; Ryder Cup (2), 1995, 1997; Dunhill Cup, 1996

### 1998 PGA TOUR STATISTICS

Scoring Average	70.28	(27)
Driving Distance	283.4	(9)
Driving Accuracy Percentage	67.2	(126T)
Total Driving	135	(30)
Greens in Regulation Pct.	64.0	(119T)
Putting Average	1.782	(80T)
Sand Save Percentage	53.5	(73T)
Eagles (Holes per)	284.4	(100T)
Birdies Average	3.59	(39T)
All-Around Ranking	573	(46)

### MISCELLANEOUS STATISTICS

Scoring Average Before Cut	71.23	(79)
Scoring Average 3rd Round	71.56	(131T)
Scoring Average Final Round	70.65	(35)
Birdies Conversion %	32.2	(11T)
Par Breakers	20.3	(43T)
1998 Low Round:	65:	3 times, most recent 1998 Greater Greensboro Chrysler Classic/2
Career Low Round:	63:	3 times, most recent 1997 Las Vegas Invitational/2
Career Largest Paycheck:	\$450,000:	1998 AT&T Pebble Beach National Pro-Am/1



## LARRY MIZE

**EXEMPT STATUS:** 62nd on 1998 money list

**FULL NAME:** Larry Hogan Mize

**HEIGHT:** 6' 0"

**WEIGHT:** 165

**BIRTHDATE:** September 23, 1958

**BIRTHPLACE:** Augusta, GA

**RESIDENCE:** Columbus, GA

**FAMILY:** Wife, Bonnie; David (4/17/86), Patrick (2/12/89), Robert (4/2/93)

**COLLEGE:** Georgia Tech

**SPECIAL INTERESTS:** Fishing, all sports, piano

**TURNED PROFESSIONAL:** 1980

**Q SCHOOL:** Fall 1981

**TOUR VICTORIES (4):** 1983 Danny Thomas-Memphis Classic. 1987 Masters Tournament. 1993 Northern Telecom Open, Buick Open

**INTERNATIONAL VICTORIES (4):** 1988 Casio World Open (Jpn). 1989 Dunlop Phoenix (Jpn). 1990 Dunlop Phoenix (Jpn). 1993 Johnnie Walker World Championship (Jamaica)

**BEST 1998 FINISHES:** T2--Canon Greater Hartford Open; T10--MCI Classic.

**1998 SEASON:** Had best financial year on TOUR since 1994 with earnings of \$464,294...first top-15 came at United Airlines Hawaiian Open, where he finished T11 after rounds of 71-66-66-68...rounds of 74-69-71-66 earned a T15 at the Honda Classic...first top-10 finish since T7 at 1994 Sprint International was T10 at MCI Classic...followed opening 69 with three consecutive 70s to finish 13 strokes behind Davis Love III...held four-stroke lead with four holes to play at Canon Greater Hartford Open, but fell into three-man playoff with Stewart Cink and Olin Browne...Browne won playoff with 30-foot birdie chip on first extra hole...after finishing 99th on 1997 money list, his worst finish since rookie season of 1980, dedicated himself during off-season to work with instructor Chuck Cook on revamping his game...dedication obviously served purpose, evidenced by move up money list to 62nd place.

**CAREER HIGHLIGHTS:** One memory that will forever stay in many minds is his 140-foot pitch shot to win the 1987 Masters Tournament...birdied the final hole at Augusta National to force playoff with Greg Norman and Seve Ballesteros...after Ballesteros was eliminated on first extra hole, used sand wedge at second to defeat Norman...first TOUR victory came at 1983 Danny Thomas-Memphis Classic, where 25-foot birdie putt on final hole defeated Fuzzy Zoeller, Sammy Rachels and Chip Beck...enjoyed first two-victory season in 1993, his first wins since Masters triumph...trailed Dudley Hart and Phil Mickelson by three strokes through 54 holes of Northern Telecom Open before closing 67 defeated Jeff Maggert by two...came from four strokes off Fuzzy Zoeller's third-round lead to win Buick Open...earned \$246,773 in 1997, giving him nine consecutive years in which he had made more than \$200,000...from June to August 1997, he made seven consecutive cuts and finished in the top 30 in five of seven tournaments...his best finish that year was T7 at the Sprint International.

**PERSONAL:** Plays reduced schedule in order to spend more time with his family.

CAREER SUMMARY				PLAYOFF RECORD: 1-3					
Year	Events Played	Cuts Made	1st	2nd	3rd	Top 10	Top 25	Earnings	Rank
1980	2	1						\$1,189	251
1981	2								
1982	28	13				1	4	\$28,787	125
1983	35	25	1		1	3	7	\$146,325	35
1984	31	26			1	6	13	\$172,513	36
1985	28	25		1	1	8	17	\$231,041	17
1986	25	22		3		6	11	\$314,051	17
1987	23	16	1	2		9	15	\$561,407	6
1988	24	17				3	10	\$187,823	62
1989	25	22				7	11	\$278,388	45
1990	23	21		3	2	7	16	\$668,198	14
1991	25	22				4	12	\$279,061	60
1992	24	18			1	5	10	\$316,428	47
1993	22	17	2		1	7	11	\$724,660	13
1994	22	18			1	4	9	\$386,029	42
1995	22	15				3	7	\$289,576	67
1996	23	15				3	7	\$317,468	67
1997	21	15				1	6	\$246,773	99
1998	24	17		1		2	6	\$464,294	62
Total	430	325	4	10	8	79	172	\$5,614,010	37

## LARRY MIZE...continued

1999 PGA TOUR CHARITY TEAM: Michelob Championship at Kingsmill

### TOP TOURNAMENT SUMMARY

YEAR	81	82	83	84	85	86	87	88	89	90	91	92	93	94	95
Masters Tournament				T11	T47	T16	1	T45	T26	T14	T17	T6	T21	3	CUT
U.S. Open	CUT	CUT			T39	T24	T4	T12	T33	T14	T55	CUT	CUT	CUT	CUT
British Open Championship				CUT		T46	T26	CUT	T19	T31	CUT	CUT	T27	T11	CUT
PGA Championship			T47	T6	T23	T53	CUT	CUT	T17	T12	CUT	T40	CUT	T15	CUT
THE PLAYERS Championship			T13	T15	CUT	2	T12	CUT	T70	CUT	CUT	T54	CUT	CUT	T8
THE TOUR Championship							T12			T28			T18		

### TOP TOURNAMENT SUMMARY (cont.)

YEAR	96	97	98
Masters Tournament	T23	T30	CUT
U.S. Open	CUT	T58	
British Open Championship			T52
PGA Championship	T8	T58	CUT
THE PLAYERS Championship	T18	T14	T31
THE TOUR Championship			

NATIONAL TEAMS: Ryder Cup, 1987


### 1998 PGA TOUR STATISTICS

Scoring Average	70.68	(41)
Driving Distance	264.4	(154)
Driving Accuracy Percentage	80.4	(2)
Total Driving	156	(47T)
Greens in Regulation Pct.	68.9	(12)
Putting Average	1.774	(61T)
Sand Save Percentage	55.8	(41)
Eagles (Holes per)	364.5	(124T)
Birdies Average	3.47	(66T)
All-Around Ranking	501	(33)

### MISCELLANEOUS STATISTICS

Scoring Average Before Cut	71.19	(76)
Scoring Average 3rd Round	70.12	(21)
Scoring Average Final Round	70.59	(30)
Birdies Conversion %	28.7	(88T)
Par Breakers	19.5	(69T)

1998 Low Round: 63: 1998 Canon Greater Hartford Open/2  
 Career Low Round: 62: 1985 Los Angeles Open/2  
 Career Largest Paycheck: \$198,000: 1993 Northern Telecom Open/1



## JODIE MUDD

EXEMPT STATUS: Winner, 1990 THE PLAYERS Championship (through 2000)

FULL NAME: Joseph Martin Mudd

HEIGHT: 5' 11"

BIRTHDATE: April 23, 1960

RESIDENCE: Finchville, KY

FAMILY: Single

COLLEGE: Georgia Southern University

SPECIAL INTERESTS: Thoroughbred racing, outdoors

TURNED PROFESSIONAL: 1982

WEIGHT: 150

BIRTHPLACE: Louisville, KY

JOINED TOUR: April 1982

TOUR VICTORIES (4): 1988 Federal Express St. Jude Classic. 1989 GTE Byron Nelson Golf Classic. 1990 THE PLAYERS Championship, Nabisco Championships

BEST 1998 FINISH: Did not play in any PGA TOUR events.

CAREER HIGHLIGHTS: Enjoyed best year on TOUR in 1990, winning twice and finishing fifth on money list with \$911,746...earned 10-year exemption by winning THE PLAYERS Championship...birdied 17th hole to defeat Mark Calcavecchia...birdied 71st and 72nd holes at Nabisco Championships to force playoff with Billy Mayfair, then birdied first extra hole to claim \$450,000 winner's check...he and Tom Kite are the only two to win THE PLAYERS Championship and the TOUR Championship in same year...joined TOUR in April 1982 after finishing low amateur at Masters Tournament...with rounds of 68-68-67-70-273, defeated Peter Jacobsen



## JODIE MUDD...continued

and Nick Price by one stroke for his first TOUR victory in 1988 Federal Express St. Jude Classic...the following year, won GTE Byron Nelson after closing 65...1980 and 1981 U.S. Amateur Public Links champion...three-time All-American at Georgia Southern.

**PERSONAL:** Thoroughbred owner and breeder...college basketball fan...enjoys hunting and outdoors.

CAREER SUMMARY					PLAYOFF RECORD: 2-2				
Year	Events Played	Cuts Made	1st	2nd	3rd	Top 10	Top 25	Earnings	Rank
1982(Am.)	2	2					2		
1982	21	11				1	4	\$34,216	116
1983	33	16					1	\$21,515	145
1984	25	16					4	\$42,244	114
1985	31	21		3		6	10	\$186,648	34
1986	20	16		2	1	4	7	\$182,812	48
1987	30	19		1		4	10	\$203,923	51
1988	31	23	1			4	15	\$422,022	23
1989	27	19	1			3	8	\$404,860	26
1990	23	18	2		1	4	7	\$911,746	5
1991	18	11				3	4	\$148,453	102
1992	20	13				1	3	\$88,081	141
1993	20	9				1	4	\$89,366	150
1994	15	7						\$27,868	214
1995	9	1				1	1	\$43,200	212
1996	4								
Total	329	202	4	6	2	32	80	\$2,806,955	84

### TOP TOURNAMENT SUMMARY

YEAR	82	83	85	86	87	88	89	90	91	92	93	94	95
Masters Tournament	T20	T42			T4	CUT	7	T30	T7	CUT			
U.S. Open		CUT		T15	T17		T51	CUT	T26				
British Open Championship							5	T4	T5	T28			
PGA Championship				T41	CUT	T52	67		T32				
THE PLAYERS Championship		CUT	T40	CUT	W/D	T36	CUT	1	CUT	CUT	CUT	CUT	CUT
THE TOUR Championship						T8	T14	1					

**NATIONAL TEAMS:** Walker Cup, 1981; World Cup, 1990; Four Tours World Championship of Golf, 1990

### 1998 PGA TOUR STATISTICS

Did not play in any  
PGA TOUR events in 1998

### MISCELLANEOUS STATISTICS

Career Low Round: 63; 1986 Bob Hope Classic/3  
Career Largest Paycheck: \$450,000; 1990 Nabisco Championship/1



## JACK NICKLAUS (NICK-lus)

**EXEMPT STATUS:** Winner, 1962 United States Open (Lifetime)  
**FULL NAME:** Jack William Nicklaus  
**HEIGHT:** 5' 11" **WEIGHT:** 190  
**BIRTHDATE:** January 21, 1940 **BIRTHPLACE:** Columbus, OH  
**RESIDENCE:** North Palm Beach, FL, Muirfield Village, OH; plays out of Muirfield Village  
**FAMILY:** Wife, Barbara Bash; Jack II (9/23/61), Steven (4/11/63), Nancy Jean (5/5/65), Gary (1/15/69), Michael (7/24/73); eight grandchildren  
**COLLEGE:** Ohio State University  
**SPECIAL INTERESTS:** Fishing, hunting, tennis and skiing  
**TURNED PROFESSIONAL:** 1961 **JOINED TOUR:** 1962

**PGA TOUR VICTORIES (70):** 1962 U.S. Open, Seattle World's Fair, Portland. 1963 Palm Springs, Masters Tournament, Tournament of Champions, PGA Championship, Sahara. 1964 Phoenix, Tournament of Champions, Whitemarsh, Portland. 1965 Masters Tournament, Memphis, Thunderbird Classic, Philadelphia, Portland. 1966 Masters Tournament, Sahara. 1967 Bing Crosby, U.S. Open, Western, Westchester, Sahara. 1968 Western, American Golf Classic. 1969 San Diego, Sahara, Kaiser. 1970 Byron Nelson. 1971 PGA Championship, Tournament of Champions, Byron Nelson, Disney World. 1972 Bing Crosby, Doral-Eastern, Masters Tournament, U.S. Open, Westchester, Match Play, Disney. 1973 Bing Crosby, New Orleans, Tournament of Champions, Atlanta, PGA Championship, Ohio Kings Island, Walt Disney. 1974 Hawaii, Tournament Players Championship. 1975 Doral-Eastern Open, Heritage Classic, Masters Tournament, PGA Championship, World Open. 1976 Tournament Players Championship, World Series of Golf. 1977 Gleason Inverrary, Tournament of Champions, Memorial. 1978 Gleason Inverrary, Tournament Players Championship, IVB-Philadelphia Classic. 1980 U.S. Open, PGA Championship. 1982 Colonial National Invitation. 1984 Memorial. 1986 Masters Tournament. **TEAM VICTORIES:** 1970 National Four-Ball (with Arnold Palmer). 1971 National Team (with Arnold Palmer)

**INTERNATIONAL VICTORIES (14):** 1963 World Cup (Indiv.). 1964 Australian Open (Aus), World Cup (Indiv.). 1966 British Open (Eur). 1968 Australian Open (Aus). 1970 British Open (Eur), Piccadilly World Match Play Championship (Eur). 1971 Australian Open (Aus), Dunlop International (Aus), World Cup (Indiv.). 1975 Australian Open (Aus). 1976 Australian Open (Aus). 1978 British Open (Eur), Australian Open (Aus)

**BEST 1998 PGA TOUR FINISH:** T6--Masters Tournament.

**SENIOR PGA TOUR VICTORIES (10):** 1990 Tradition at Desert Mountain, Mazda Senior TPC. 1991 The Tradition, PGA Seniors' Championship, U.S. Senior Open. 1993 U.S. Senior Open. 1994 Mercedes Championships. 1995 The Tradition. 1996 GTE Suncoast Classic, The Tradition

**BEST 1998 SENIOR PGA TOUR FINISHES:** 6--FORD SENIOR PLAYERS Championship; T6--PGA Seniors' Championship; 8--Bell Atlantic Classic.

**1998 SEASON:** At January 9 PGA TOUR Awards Dinner at La Costa, it was announced that PGA TOUR and SENIOR PGA TOUR Player of the Year Awards were to be named in his honor...competed in five PGA TOUR events, but injured hip forced him to withdraw from AT&T Pebble Beach National Pro-Am...also brought an end to his streak of consecutive major championships played (146) and consecutive majors for which he was eligible (154)...in the events in which he was able to compete, made three of four cuts, including Masters Tournament and U.S. Open...thrilled golf fans around world at the Masters, where he was in hunt down to the final moments...final-round 68 was instrumental in making him, at 58, the oldest to post Masters top-10...announced on Oct. 6 that season was over due to ailing left hip...said he would undergo extensive physical therapy in hopes of avoiding hip replacement surgery...Captain of United States Team at the third Presidents Cup.

**CAREER HIGHLIGHTS:** Considered by many the greatest player in the history of the sport...named "Golfer of the Century" in 1988, *Sports Illustrated* Athlete of the Decade for the 1970s, 1978 *Sports Illustrated* Sportsman of the Year and PGA Player of the Year five times (1967-72-73-75-76)...inducted into World Golf Hall of Fame in 1974...first PGA TOUR player to reach \$2 million (12/1/73), \$3 million (5/2/77), \$4 million (2/6/83) and \$5 million (8/20/88)...shares with Arnold Palmer the record for most consecutive years with at least one TOUR victory: 17 (1962-78)...105 consecutive cuts made (11/70-9/76) is second only to Byron Nelson's 113...finished in top 10 in 243 of 357 TOUR events from 1962 to 1979 (68.1%)...from 1971-73, had 41 top-10 finishes in 55 events (88.8%), including 19 victories and seven seconds...winner of 18 professional major championships: six Masters (1963-65-66-72-75-86), five PGA Championships (1963-71-73-75-80), four U.S. Opens (1962-67-72-80) and three British Opens (1966-70-78)...also has 19 runner-up finishes in majors...became oldest player to win Masters (46) in 1986...first professional victory came at 1962 U.S. Open at Oakmont CC, where he defeated Arnold Palmer in 18-hole playoff...led TOUR in earnings eight times (1964-65-67-71-72-73-75-76)...outstanding amateur record includes two U.S. Amateur titles: in 1959, defeated Charles Coe, 1-up, and, in 1961, defeated Dudley Wysong, 8 & 6...finished runner-up to Arnold Palmer in 1960 U.S. Open as an amateur, shooting 282...made cut at the Masters, U.S. Open and British Open in 1997...broke Sam Snead's record for most rounds played at Augusta National with 147 in 1997...won 1961 NCAA Championship at Ohio State.

**PERSONAL:** One of golf's driving forces off the course...founder and host of the Memorial Tournament...one of the world's leading course designers through his own company, Golden Bear International...company also is involved in tournament administration, clothing and equipment manufacture.

## JACK NICKLAUS...continued

PGA TOUR CAREER SUMMARY							PLAYOFF RECORD: 13-10		
Year	Events Played	Cuts Made	1st	2nd	3rd	Top 10	Top 25	Earnings	Rank
1958(Am.)	2	2					1		
1959(Am.)	6	5					1		
1960(Am.)	3	3		1		1	2		
1961(Am.)	6	6				3	4		
1962	26	26	3	3	4	16	22	\$61,869	3
1963	24	21	5	2	2	17	21	\$100,040	2
1964	26	24	4	6	3	17	24	\$113,285	1
1965	20	20	5	4	1	17	17	\$140,752	1
1966	17	17	2	3	3	12	16	\$111,419	2
1967	22	19	5	2	3	13	14	\$188,998	1
1968	21	19	2	3	1	12	18	\$148,168	2
1969	20	20	3	1		10	15	\$131,990	3
1970	21	18	2	2	2	10	14	\$105,229	9
1971	17	17	5	3	3	15	15	\$241,873	1
1972	19	19	7	3		14	16	\$316,911	1
1973	18	18	7	1	1	16	17	\$305,463	1
1974	17	17	2	3		12	17	\$234,455	2
1975	16	16	5	1	3	14	16	\$298,149	1
1976	16	15	2	2	1	11	15	\$266,439	1
1977	18	16	3	2	1	14	16	\$284,509	2
1978	15	13	3	2		10	12	\$256,672	4
1979	12	12			1	3	6	\$59,434	71
1980	13	12	2	1		3	8	\$172,386	13
1981	16	15		3		8	13	\$178,213	16
1982	15	12	1	3	2	7	11	\$232,645	12
1983	15	14		3	1	8	11	\$256,158	10
1984	13	13	1	2	1	6	12	\$272,595	15
1985	15	14		2	1	4	8	\$165,456	43
1986	15	11	1			4	7	\$226,015	34
1987	11	9				1	5	\$64,686	127
1988	9	5					2	\$28,845	177
1989	10	9				2	4	\$96,595	129
1990	9	6				1	1	\$68,045	160
1991	8	7				1	4	\$123,797	122
1992	8	3						\$14,868	223
1993	10	4				1	1	\$51,532	182
1994	8	1						\$11,514	248
1995	11	4				1	1	\$68,180	179
1996	6	3						\$37,779	208
1997	7	4				1	1	\$85,383	174
1998	5	3				1	1	\$128,157	172
Total	566	492	70	58	34	286	389	\$5,691,673	35

SENIOR PGA TOUR CAREER SUMMARY							PLAYOFF RECORD: 2-1		
Year	Events Played	Cuts Made	1st	2nd	3rd	Top 10	Top 25	Earnings	Rank
1990	4		2	1	1	4	4	\$340,000	15
1991	5		3			4	5	\$343,734	17
1992	4			1	1	3	3	\$114,548	53
1993	6		1			3	5	\$206,028	42
1994	6		1			5	5	\$239,278	34
1995	7		1	2	1	7	7	\$538,800	22
1996	7		2			3	7	\$360,861	38
1997	6			1		3	6	\$239,932	58
1998	6					3	5	\$205,723	61
Total	51		10	5	3	35	47	\$2,588,903	42
COMBINED OFFICIAL EARNINGS:								\$8,280,576	

## JACK NICKLAUS...continued

### PGA TOUR TOP TOURNAMENT SUMMARY

YEAR	57	58	59	60	61	62	63	64	65	66	67	68	69	70	71	72	73	
Masters Tournament			MC	T13	T7	T15	1	T2	1	1	MC	T5	T23	8	T2	1	T3	
U.S. Open		MC	T41	MC	2	T4	1	MC	T23	T32	3	1	2	T25	T51	2	1	T4
British Open Championship						T34	3	2	T12	1	2	T2	T6	1	T5	2	4	
PGA Championship						T3	1	T2	T2	T22	T3	MC	T11	T6	1	T13		

### PGA TOUR TOP TOURNAMENT SUMMARY (cont.)

YEAR	74	75	76	77	78	79	80	81	82	83	84	85	86	87	88
Masters Tournament	T4	1	T3	2	7	4	T33	T2	T15	W/D	T18	T6	1	T7	T21
U.S. Open	T10	T7	T11	T10	T6	T9	1	T6	2	T43	T21	CUT	T8	T46	CUT
British Open Championship	3	T3	T2	2	1	T2	T4	T23	T10	T29	T31	CUT	T46	T72	T25
PGA Championship	2	1	T4	3	MC	T65	1	T4	T16	2	T25	T32	T16	T24	CUT
THE PLAYERS Championship	1	T18	1	T5	1	T33	T14	T29	CUT	T19	T33	T17	CUT	CUT	CUT

### PGA TOUR TOP TOURNAMENT SUMMARY (cont.)

YEAR	89	90	91	92	93	94	95	96	97	98
Masters Tournament	T18	6	T35	T42	T27	CUT	T35	T41	T39	T6
U.S. Open	T43	T33	T46	CUT	T72	T28	CUT	T27	T52	T43
British Open Championship	T30	T63	T44	CUT	CUT	CUT	T79	T45	T60	
PGA Championship	T27	CUT	T23	CUT	CUT	CUT	T67	CUT	CUT	
THE PLAYERS Championship	T29	CUT					CUT			

### SENIOR PGA TOUR TOP TOURNAMENT SUMMARY

YEAR	90	91	92	93	94	95	96	97	98
The Tradition	1	1	2	T9	T4	1	1	T25	T25
U.S. Senior Open	2	1	T3	1	T7	2	16	T5	T6
PGA Seniors Championship	T3	1	T10	T9	9	8	T22	T2	T13
FORD SENIOR PLAYERS Championship	1	T22		T22	T6	2	T24	T9	6

**NATIONAL TEAMS:** Walker Cup (2), 1959, 1961; World Cup (6), 1963, 1964, 1966, 1967, 1971, 1973 (medalist three times); Ryder Cup (6), 1969, 1971, 1973, 1975, 1977, 1981; Ryder Cup Captain (2), 1983, 1987; The Presidents Cup, 1998 (Captain)

#### 1998 PGA TOUR STATISTICS

Scoring Average	71.10	(N/A)
Driving Distance	256.0	(N/A)
Driving Accuracy Percentage	67.7	(N/A)
Total Driving		(N/A)
Greens in Regulation Pct.	64.2	(N/A)
Putting Average	1.865	(N/A)
Sand Save Percentage	45.5	(N/A)
Eagles (Holes per)	288.0	(N/A)
Birdies Average	2.63	(N/A)

#### 1998 SENIOR PGA TOUR STATISTICS

Scoring Average	71.64	(N/A)
Driving Distance	264.1	(N/A)
Driving Accuracy Percentage	67.8	(N/A)
Total Driving		(N/A)
Greens in Regulation Pct.	70.5	(N/A)
Putting Average	1.846	(N/A)
Sand Save Percentage	67.6	(N/A)
Eagles (Holes per)	132.0	(N/A)
Birdies Average	3.09	(N/A)

#### MISCELLANEOUS STATISTICS

Scoring Average Before Cut	73.00	(N/A)
Scoring Average 3rd Round	71.67	(N/A)
Scoring Average Final Round	73.33	(N/A)
Birdies Conversion %	22.7	(N/A)
Par Breakers	14.9	(N/A)

1998 Low Round: 68: 1998 Masters Tournament/4  
 Career Low Round: 62: 2 times, most recent 1973 Ohio Kings Island Open/3  
 Career Largest Paycheck: \$144,000: 1986 Masters Tournament/1

#### MISCELLANEOUS SENIOR PGA TOUR STATISTICS

1998 Low Round: 67: 2 times, most recent 1998 U.S. SENIOR Open/4  
 Career Low Round: 64: 2 times, most recent 1990 Mazda SENIOR TOURNAMENT PLAYERS CHAMP/4  
 Career Largest Paycheck: \$150,000: 3 times, most recent 1996 The Tradition/1



## FRANK NOBILO (NOB-il-lo)

**EXEMPT STATUS:** 1997 tournament winner (through 1999)

**FULL NAME:** Frank Ivan Joseph Nobilo

**HEIGHT:** 6' 0"

**WEIGHT:** 190

**BIRTHDATE:** May 14, 1960

**BIRTHPLACE:** Auckland, New Zealand

**RESIDENCE:** Auckland, New Zealand and Orlando, FL; plays out of The Chateau Elan Resort

**FAMILY:** Wife, Selena; Bianca (1990)

**SPECIAL INTERESTS:** Squash, motor racing

**TURNED PROFESSIONAL:** 1979

**JOINED PGA TOUR:** 1997

**TOUR VICTORIES (1):** 1997 Greater Greensboro Chrysler Classic

**INTERNATIONAL VICTORIES (13):** 1982 New South Wales PGA Championship (Aus.) 1985 Nissan/Mobil New Zealand PGA Championship. 1987 New Zealand PGA Championship. 1988 PLM Open (Eur). 1991 Lancome Trophy (Eur). 1993 Turespana Open (Eur). 1994 Sampoerna Indonesian Open (Eur). 1995 BMW International Open (Eur), Sarazen World Open Championship. 1996 Deutsche Bank Open (Eur), Sarazen World Open Championship. 1997 Andersen Consulting Hong Kong Open (Asia), Mexican Open.

**BEST 1998 FINISHES:** 5--Greater Greensboro Chrysler Classic; T10--Mercedes Championships.

**1998 SEASON:** Began season with top-10 finish at the Mercedes Championships...opened with rounds of 67-69 to trail 36-hole co-leaders Phil Mickelson and John Cook by one stroke...closed with rounds of 70-72 to finish T10...followed finish at Mercedes Championships with T14 at his next event, the Phoenix Open...rounds of 71-65-71-72 produced fifth-place finish in defense of his Greater Greensboro Chrysler Classic title...finished three strokes behind winner Trevor Dodds...was the victim of a freak accident at the Lake Nona Club, one week after marrying longtime girlfriend Selena Syer...errant tee shot struck him above left eye, with resultant gash necessitating 30 stitches...was forced him to withdraw from Buick Open, and his play at PGA Championship was affected...representing New Zealand, tied for seventh with Greg Turner at World Cup of Golf...member of victorious International Presidents Cup Team.

**CAREER HIGHLIGHTS:** Captured first PGA TOUR title in second season on TOUR at the 1997 Greater Greensboro Chrysler Classic...opened with pair of 69s and trailed leaders by three strokes...added a third 69 on Saturday and was five strokes behind Brad Faxon and Tom Kite...final-round 67, in cool and rainy conditions, moved him into tie with Faxon...parred first playoff hole for win...had another chance for victory at the Motorola Western Open...posted rounds of 71-70-67 to stand one behind Loren Roberts, Tiger Woods and Justin Leonard...final-round 70 not enough to catch Woods but was good for second, three strokes back...made 14 of 19 cuts and finished with four top-10 finishes in 1997...prior to playing fulltime on PGA TOUR, enjoyed many successful years abroad...New Zealand native was two-time winner of New Zealand PGA Championship (1985 and 1987)...six-time winner on PGA European Tour, including victories at 1996 Deutsche Bank Open, 1995 BMW International Open and 1994 Sampoerna Indonesian Open...captured back-to-back victories at Sarazen World Open Championship in 1995 and 1996...three-time member of International Team in The Presidents Cup competition (1994, 1996 and 1998).

**PERSONAL:** Ancestors were Italian pirates who, after running out of things to pillage on the Adriatic, resettled in New Zealand in the early 1900s...born with right leg shorter than left, source of some back problems.

### PGA TOUR CAREER SUMMARY

PLAYOFF RECORD: 1-0

Year	Events Played	Cuts Made	1st	2nd	3rd	Top 10	Top 25	Earnings	Rank
1992	1	1						\$7,000	252
1993	1	1					1	\$14,500	230
1994	3	3				1	1	\$41,292	198
1995	5	2				1	1	\$52,119	203
1996	8	7				2	4	\$262,292	81
1997	19	14	1	1		4	9	\$891,315	23
1998	21	13				2	4	\$269,134	108
Total	58	41	1	1		10	20	\$1,537,652	178

**1999 PGA TOUR CHARITY TEAM:** Greater Greensboro Chrysler Classic

### PGA TOUR TOP TOURNAMENT SUMMARY

YEAR	86	90	91	92	93	94	95	96	97	98
Masters Tournament							CUT	4	46	CUT
U.S. Open Championship						T9	T10	T13	T36	T40
British Open Championship	T59	T16	T73		T51	T11	T68	T27	T10	CUT
PGA Championship				T33	T22	T47	CUT	T8	T29	CUT
THE PLAYERS Championship							CUT	T60	CUT	T63
THE TOUR Championship									T20	

**NATIONAL TEAMS:** World Amateur Team, 1978; World Cup (9), 1982, 1987, 1988, 1990, 1991, 1992, 1993, 1994, 1995; Dunhill Cup (12), 1985, 1986, 1987, 1989, 1990, 1992, 1993, 1994, 1995, 1996, 1997, 1998; The Presidents Cup (3), 1994, 1996, 1998




## FRANK NOBILO...continued

### 1998 PGA TOUR STATISTICS

Scoring Average	71.36	(111T)
Driving Distance	267.6	(121T)
Driving Accuracy Percentage	70.2	(87T)
Total Driving	208	(125T)
Greens in Regulation Pct.	58.8	(185)
Putting Average	1.786	(91T)
Sand Save Percentage	51.2	(101T)
Eagles (Holes per)	223.2	(63T)
Birdies Average	2.85	(177)
All-Around Ranking	936	(136)

### MISCELLANEOUS STATISTICS

Scoring Average Before Cut	72.05	(144)
Scoring Average 3rd Round	72.33	(169T)
Scoring Average Final Round	72.42	(159T)
Birdies Conversion %	27.6	(125T)
Par Breakers	16.3	(175T)
1998 Low Round:	65:	1998 Greater Greensboro Chrysler Classic/2
Career Low Round:	65:	2 times, most recent 1998 Greater Greensboro Chrysler Classic/2
Career Largest Paycheck:	\$342,000:	1997 Greater Greensboro Chrysler Classic/1



## GREG NORMAN

**EXEMPT STATUS:** Winner, 1997 NEC World Series of Golf (through 2007)

**FULL NAME:** Gregory John Norman

**HEIGHT:** 6' 0"

**WEIGHT:** 180

**BIRTHDATE:** February 10, 1955

**BIRTHPLACE:** Queensland, Australia

**RESIDENCE:** Hobe Sound, FL; plays out of Medalist

**FAMILY:** Wife, Laura; Morgan-Leigh (10/5/82), Gregory (9/19/85)

**SPECIAL INTERESTS:** Fishing, hunting, scuba diving

**TURNED PROFESSIONAL:** 1976

**JOINED TOUR:** 1983

**TOUR VICTORIES (18):** 1984 Kemper Open, Canadian Open. 1986 Panasonic-Las Vegas Invitational, Kemper Open. 1988 MCI Heritage Classic. 1989 The International, Greater Milwaukee Open. 1990 Doral-Ryder Open, The Memorial Tournament. 1992 Canadian Open. 1993 Doral-Ryder Open. 1994 THE PLAYERS Championship. 1995 Memorial Tournament, Canon Greater Hartford Open, NEC World Series of Golf. 1996 Doral-Ryder Open. 1997 FedEx St. Jude Classic, NEC World Series of Golf

**INTERNATIONAL VICTORIES (56):** 1976 Westlakes Classic (Aus). 1977 Martini International (Eur), Kuzuhz International (Jpn). 1978 New South Wales Open (Aus), Traralgon Classic (Aus), Caltex Festival of Sydney Open (Aus), South Seas Classic (Fiji). 1979 Traralgon Classic (Aus), Martini International (Eur), Hong Kong Open. 1980 Australian Open (Aus), French Open (Eur), Scandinavian Open (Eur), Suntory World Match Play Championship (Eur). 1981 Australian Masters (Aus), Martini International (Eur), Dunlop Masters (Eur). 1982 Dunlop Masters (Eur), State Express Classic (Eur), Benson & Hedges International (Eur). 1983 Australian Masters (Aus), Stefan Queensland Open (Aus), National Panasonic New South Wales Open (Aus), Hong Kong Open, Cannes Invitational (Eur), Suntory World Match Play Championship (Eur). 1984 Victorian Open (Aus), Australian Masters (Aus), Toshiba Australian PGA Championship (Aus). 1985 Toshiba Australian PGA Championship (Aus), National Panasonic Australian Open (Aus). 1986 Stefan Queensland Open (Aus), National Panasonic New South Wales Open (Aus), West End Jubilee South Australian Open (Aus), National Panasonic Western Australian Open (Aus), European Open (Eur), British Open (Eur), Suntory World Matchplay Championship (Eur). 1987 Australian Masters (Aus), National Panasonic Australian Open (Aus). 1988 Palm Meadows Cup (Aus), ESP Open (Aus), PGA National Tournament Players Championship (Aus), Panasonic New South Wales Open (Aus), Lancia Italian Open (Eur). 1989 Australian Masters (Aus), PGA National Tournament Players Championship (Aus), Chunichi Crowns (Jpn). 1990 Australian Masters (Aus). 1993 British Open (Eur), Taiheyo Masters (Jpn). 1994 Johnnie Walker Asian Classic (Eur). 1995 Australian Open (Aus). 1996 Ford South Australian Open (Aus), Australian Open (Aus). 1998 Greg Norman Holden International (Aus)

**BEST 1998 FINISH:** 27--Mercedes Championships

**1998 SEASON:** April shoulder surgery cut his season short...before the surgery, played in three PGA TOUR events...finished 27th at the Mercedes Championships and missed cuts at the Doral-Ryder Open and Masters Tournament...won the Greg Norman Holden International in Australia in February...victory was his first in six tries at his own tournament...surgery was performed on April 22 by Dr. Richard Hawkins at the Steadman Hawkins Sports Medicine Foundation in Vail, CO...procedure involved the shaving of bone spurs that caused tendinitis in his rotator cuff, and the use of a heat probe to shrink the shoulder socket capsule...followed a seven-month rehabilitation period with a victory at the Franklin Templeton Shark Shootout, playing with Steve Elkington...member of victorious International Presidents Cup Team...following The Presidents Cup, began six-week doctor-suggested break from golf to rest surgically repaired shoulder.

**CAREER HIGHLIGHTS:** Remains one of the most competitive players on TOUR...the first to surpass \$10 million...winner of three Arnold Palmer Awards (1986-90-95) and three Vardon Trophies (1988-89-94)...named PGA TOUR Player of the Year for 1995...first player to earn \$1 million four times (1990-93-94-95)...did not miss a cut in 1983, 1987, 1994 and 1995...missed consecutive cuts for first time on TOUR at 1996 Bay Hill Invitational and THE PLAYERS Championship...1997 season was highlighted by two victories...first win came at FedEx St. Jude Classic, where in dramatic fashion birdied final three holes for Sunday 66 to earn one-stroke victory over Dudley Hart...18th TOUR victory came at NEC World Series of Golf, where final-round 67 earned four-stroke victory over Phil Mickelson...had two second-place finishes and one third in 1997 and finished among top 15 on money list for third year in a row...began 1997 with victory in finals of Andersen Consulting World Championship of Golf...in 1995, won three titles--Memorial Tournament, Canon Greater Hartford Open and NEC World Series of Golf--and then-record \$1,654,959...winner

## GREG NORMAN...continued

of two British Open titles...at Turnberry in 1986, after an opening 74, shot tournament-record-tying 63 to take two-stroke lead...closed with rounds of 74-69 to defeat Gordon Brand by two strokes...at Royal St. George's in 1993, trailed Corey Pavin and Nick Faldo by one stroke after 54 holes, then closed with 64 to defeat Faldo...has eight runner-up finishes in majors...owns 56 international titles.

**PERSONAL:** Host of Franklin Templeton Shark Shootout, an unofficial PGA TOUR event, and Greg Norman's Holden International on Australasian PGA Tour...active course architect who has strain of turfgrass named after him.

CAREER SUMMARY				PLAYOFF RECORD: 4-7						
Year	Events Played	Cuts Made	1st	2nd	3rd	Top 10	Top 25	Earnings	Rank	
1979	2	2						\$3,653	205	
1981	9	8				3	5	\$54,272	77	
1982	4	3				1	2	\$22,671	142	
1983	9	9		1		2	4	\$71,411	74	
1984	16	15	2	2		7	10	\$310,230	9	
1985	16	13		2		6	9	\$165,458	42	
1986	19	17	2	4	1	10	12	\$653,296	1	
1987	18	18		2	2	9	13	\$535,450	7	
1988	14	12	1	2	1	7	11	\$514,854	17	
1989	17	16	2	1	1	8	14	\$835,096	4	
1990	17	16	2	2		11	15	\$1,165,477	1	
1991	17	15		1		6	7	\$320,196	53	
1992	16	15	1	2		8	10	\$676,443	18	
1993	15	14	1	4	2	12	13	\$1,359,653	3	
1994	16	16	1	3		11	14	\$1,330,307	2	
1995	16	15	3	2	1	9	14	\$1,654,959	1	
1996	16	12	1	1		5	10	\$891,237	15	
1997	15	13	2	2	1	7	10	\$1,345,856	7	
1998	3	1						\$25,925	235	
Total	256	230	18	31	9	122	173	\$11,936,443	1	

### 1999 PGA TOUR CHARITY TEAM: Touchstone Energy Tucson Open

#### TOP TOURNAMENT SUMMARY

YEAR	77	78	79	80	81	82	83	84	85	86	87	88	89	90	91
Masters Tournament					4	T36	T30	T25	T47	T2	T2	T5	T3	CUT	CUT
U.S. Open			T48		T33		T50	2	T15	T12	T51	W/D	T33	T5	W/D
British Open Championship	CUT	T29	T10	CUT	T31	T27	T19	T6	T16	1	T35		T2	T6	T9
PGA Championship					T4	T5	T42	T39	CUT	2	70	T9	T12	T19	T32
THE PLAYERS Championship							T63	CUT	T49	T33	T4	T11	T4	T16	T63
THE TOUR Championship											3	30	T11	T7	

#### TOP TOURNAMENT SUMMARY (cont.)

YEAR	92	93	94	95	96	97	98
Masters Tournament	T6	T31	T18	T3	2	CUT	CUT
U.S. Open		CUT	T6	2	T10	CUT	
British Open Championship	18	1	T11	T15	T7	T36	
PGA Championship	T15	2	T4	T20	T17	T13	
THE PLAYERS Championship	T35	T3	1	T37	CUT	T53	
THE TOUR Championship	T7	T2	T13	T9	W/D	T12	

**NATIONAL TEAMS:** Hennessy Cognac Cup, 1982; Nissan Cup (2), 1985, 1986; Dunhill Cup (10), 1985, 1986, 1987, 1988, 1989, 1990, 1992, 1994, 1995, 1996; Kirin Cup, 1987; Four Tours, 1989; The Presidents Cup (3), 1994 (withdrew due to illness), 1996, 1998

#### 1998 PGA TOUR STATISTICS

Scoring Average	73.46	(N/A)
Driving Distance	272.4	(N/A)
Driving Accuracy Percentage	68.8	(N/A)
Total Driving		(N/A)
Greens in Regulation Pct.	63.2	(N/A)
Putting Average	1.901	(N/A)
Sand Save Percentage	52.6	(N/A)
Eagles (Holes per)	144.0	(N/A)
Birdies Average	2.38	(N/A)

#### MISCELLANEOUS STATISTICS

Scoring Average Before Cut	74.33	(N/A)
Scoring Average 3rd Round	73.00	(N/A)
Scoring Average Final Round	70.00	(N/A)
Birdies Conversion %	20.9	(N/A)
Par Breakers	13.9	(N/A)

1998 Low Round: 70: 1998 Mercedes Championships/4  
 Career Low Round: 62: 4 times, most recent 1993 Doral Ryder Open/3  
 Career Largest Paycheck: \$450,000: 1994 THE PLAYERS Championship/1



## MARK O'MEARA *(oh-MERE-uh)*

**EXEMPT STATUS:** Winner, 1998 Masters Tournament (through 2003)

**FULL NAME:** Mark Francis O'Meara

**HEIGHT:** 6' 0"

**WEIGHT:** 180

**BIRTHDATE:** January 13, 1957

**BIRTHPLACE:** Goldsboro, NC

**RESIDENCE:** Windermere, FL

**FAMILY:** Wife, Alicia; Michelle (3/14/87), Shaun Robert (8/29/89)

**COLLEGE:** Long Beach State (1980, Marketing)

**SPECIAL INTERESTS:** Golf course consulting, hunting, fishing

**TURNED PROFESSIONAL:** 1980

**Q SCHOOL:** Fall 1980

**TOUR VICTORIES (16):** 1984 Greater Milwaukee Open. 1985 Bing Crosby Pro-Am, Hawaiian Open. 1989 AT&T Pebble Beach National Pro-Am. 1990 AT&T Pebble Beach National Pro-Am, H-E-B Texas Open. 1991 Walt Disney World/Oldsmobile Classic. 1992 AT&T Pebble Beach National Pro-Am. 1995 Honda Classic, Bell Canadian Open. 1996 Mercedes Championships, Greater Greensboro Chrysler Classic. 1997 AT&T Pebble Beach National Pro-Am, Buick Invitational. 1998 Masters Tournament, British Open Championship

**INTERNATIONAL VICTORIES (7):** 1985 Fuji Sankei Classic (Jpn). 1986 Australian Masters (Aus). 1987 Lawrence Batley International (Eur). 1992 Tokai Classic (Jpn). 1994 Argentine Open. 1997 Trophée Lancome (Eur). 1998 Cisco World Match Play Championship

**1998 BEST FINISHES:** 1--Masters Tournament, British Open Championship; T2--Mercedes Championships; T3--Kemper Open; T4--PGA Championship; T6--Bob Hope Chrysler Classic; T7--NEC World Series of Golf

**1998 SEASON:** A model for those seeking patience...at 41, became the oldest player to win two major championships in the same year...as a reward, was chosen by his peers as Jack Nicklaus PGA TOUR Player of the Year...joined Nick Price and Nick Faldo as the only players in the 1990s to win two majors in one year...in April, closed birdie-birdie to edge Fred Couples and David Duval and win the Masters Tournament...joined Arnold Palmer and Art Wall as the only players to birdie the last two holes and win at Augusta National...won at Augusta on his 15th try, the most for any first-time champion...the fifth player in Masters history to win after not leading in the first three rounds...in July, captured his second major at the British Open at Royal Birkdale...trailing by two strokes through 54 holes but shot closing 68 to tie Brian Watts, then defeated Watts 17-19 in four-hole playoff...victory marked first time four different Americans had won consecutive British Opens...made strong effort at PGA Championship to match Ben Hogan, the last player to win three majors in same year (1953)...shot 69-70-69-68 at Sahalee CC to finish T4...in October, defeated Tiger Woods in finals of Cisco World Match Play Championship...earned record \$430,000 at Skins Game...named PGA of America and Golf Writers Association of America Player of Year...represented United States on his second Presidents Cup Team.

**CAREER HIGHLIGHTS:** Went more than three years without a PGA TOUR victory from Feb. 1992 to March 1995, then rebounded with six wins, two seconds and three thirds from 1995 through 1997...topped \$1 million in earnings for second time in 1997, thanks in large part to back-to-back victories at AT&T Pebble Beach National Pro-Am and Buick Invitational...first player to win at Pebble Beach five times...in 1996, captured Mercedes Championships and Greater Greensboro Chrysler Classic to earn \$1 million in season for first time...in 1995, posted first victory in three years with Honda Classic title, then parred first playoff hole to defeat Bob Lohr at Bell Canadian Open...six of his victories have come in pro-am events: 1985-89-90-92-97 AT&T Pebble Beach National Pro-Ams and 1991 Walt Disney World/Oldsmobile Classic...has had two other close calls in pro-am tournaments: playoff losses at 1990 and 1992 Bob Hope Chrysler Classics...equaled PGA Championship 36-hole record with 131 at Riviera CC in 1995...finished T6...1981 PGA TOUR Rookie of the Year...lost playoff to Dave Eichelberger at 1981 Talahassee Open...victory in 1994 Argentine Open gave him victories on five continents: North America, South America, Asia, Europe and Australia...defeated John Cook in final of 1979 U.S. Amateur Championship.

**PERSONAL:** Continues fund-raising efforts on behalf of long-time caddie Donnie Wanstall, diagnosed with multiple sclerosis during the 1994 PLAYERS Championship...took up game at age 13, when family moved above a golf course in California...avid fan of Orlando professional sports, including NBA Magic and minor league hockey Solar Bears.

CAREER SUMMARY				PLAYOFF RECORD: 3-4					
Year	Events Played	Cuts Made	1st	2nd	3rd	Top 10	Top 25	Earnings	Rank
1979(Am.)	1	1							
1981	34	22		1		4	9	\$76,063	55
1982	35	19				1	4	\$31,711	119
1983	32	17		1		2	6	\$69,354	76
1984	32	24	1	5	3	15	19	\$465,873	2
1985	25	19	2		1	6	13	\$340,840	10
1986	25	22		1	4	5	12	\$252,827	30
1987	26	20		2	1	7	11	\$327,250	30
1988	27	20		2	1	7	12	\$438,311	22
1989	26	19	1	1	1	7	13	\$615,804	13
1990	25	20	2		1	6	14	\$707,175	10
1991	25	15	1	1		5	12	\$563,896	20
1992	23	18	1	2		9	15	\$759,648	11

## MARK O'MEARA...continued

### CAREER SUMMARY...cont.

Year	Events Played	Cuts Made	1st	2nd	3rd	Top 10	Top 25	Earnings	Rank
1993	26	18			1	4	9	\$349,516	43
1994	29	17				3	8	\$214,070	86
1995	27	21	2			8	12	\$914,129	10
1996	21	19	2	2	2	8	14	\$1,255,749	5
1997	22	19	2		1	6	11	\$1,124,560	13
1998	19	15	2	1	1	7	11	\$1,786,699	7
Total	480	345	16	19	17	110	205	\$10,293,473	4

1999 PGA TOUR CHARITY TEAM: Las Vegas Invitational

### TOP TOURNAMENT SUMMARY

YEAR	81	82	83	84	85	86	87	88	89	90	91	92	93	94	95	96	97	98
Masters Tournament					24	48	T24	T39	T11	CUT	T27	T4	T21	T15	T31	T18	T30	1
U.S. Open		CUT	58	T7	T15	T41	CUT	T3	CUT	CUT	CUT	CUT	CUT	CUT		T16	T36	T32
British Open Championship		T47			T3	T43	T66	27	T42	T48	T3	T12	CUT		T49	T33	T38	1
PGA Championship		T70		CUT	T25	T28	CUT	CUT	T9	CUT	T19	CUT	CUT		T6	T26	T13	T4
THE PLAYERS Championship	T26	T77	T49	T5	T17	T33	3	CUT	CUT	W/D	CUT	T9	5	CUT	CUT	T29	T70	T42
THE TOUR Championship							T10	29	6	T12	T16	29			T13	T18	T17	T13


**NATIONAL TEAMS:** U.S. vs. Japan, 1984; Ryder Cup (4), 1985, 1989, 1991, 1997; Nissan Cup, 1985; Dunhill Cup (6), 1985, 1986, 1987, 1996, 1997, 1998; The Presidents Cup (2), 1996, 1998

### 1998 PGA TOUR STATISTICS

Scoring Average	69.63	(5)
Driving Distance	268.0	(117T)
Driving Accuracy Percentage	67.2	(126T)
Total Driving	243	(161T)
Greens in Regulation Pct.	63.8	(129)
Putting Average	1.747	(12T)
Sand Save Percentage	48.5	(138T)
Eagles (Holes per)	244.8	(82T)
Birdies Average	3.71	(23)
All-Around Ranking	632	(62)

### MISCELLANEOUS STATISTICS

Scoring Average Before Cut	70.83	(40T)
Scoring Average 3rd Round	70.13	(22)
Scoring Average Final Round	69.53	(2)
Birdies Conversion %	32.7	(7)
Par Breakers	21.0	(25T)
1998 Low Round:	64:	1998 Mercedes Championships/4
Career Low Round:	62:	2 times, most recent 1996 Greater Greensboro Chrysler Classic/3
Career Largest Paycheck:	\$576,000:	1998 Masters Tournament/1



## JOE OZAKI (oh-ZAH-kee)

**EXEMPT STATUS:** 121st on 1998 money list

**FULL NAME:** Naomichi Ozaki

**HEIGHT:** 5' 8"

**BIRTHDATE:** May 18, 1956

**RESIDENCE:** Tokyo, Japan

**FAMILY:** Wife, Yoshie; Takamasa

**SPECIAL INTERESTS:** Karaoke, fishing, family activities

**TURNED PROFESSIONAL:** 1977

**WEIGHT:** 160

**BIRTHPLACE:** Tokushima, Japan

**JOINED TOUR:** Spring 1993

**BEST CAREER FINISH:** T2--1997 Buick Open.

**INTERNATIONAL VICTORIES (28):** 1980 Shizuoka Open, Sapporo Tokyu, KBC Augusta. 1985 Nikkei Cup. 1986 Pepsi Ube. 1987 Kantoh Pro, Hirao Masaaki Charity. 1988 Sapporo Tokyu, NST Niigata Open, Zennikku Open, Nihon Series Hitachi Cup. 1989 Daiichi Fudohsan Cup, Imperial, Taylor Made Setonaikai. 1990 Nihon Match Play Unisis Hai, Jun Classic, Nihon Series Hitachi Cup. 1991 Nikkei Cup, Suntory Open, Casio World, Nihon Series Hitachi Cup. 1992 Imperial, Suntory Open, Lark Cup. 1994 Acorn International. 1996 Phillip Morris Championship. 1997 PGA Philanthropy Tournament, Yonex Open (all Japan)

**BEST 1998 FINISH:** T9--Motorola Western Open

## JOE OZAKI...continued

**1998 SEASON:** Competed in 17 PGA TOUR events... finished in the top 25 six times and once in the top 10... lone top-10 finish came at the Motorola Western Open, where rounds of 71-69-68-73 produced T9, 10 strokes behind winner Joe Durant... finished T12 at the Freeport-McDermott Classic after rounds of 69-67-72-75... earnings of \$240,551 his second-highest total on TOUR, surpassed only by \$290,001 in 1995... considered resigning PGA TOUR membership prior to 1998 season... chose, instead, to retain it while concentrating more of his efforts in his native Japan... member of International Team for the third Presidents Cup... finished 11th in International Team eligibility rankings, but earned automatic berth when brother Jumbo declined to participate.

**CAREER HIGHLIGHTS:** Earned special temporary PGA TOUR membership in 1993 with T6 at THE PLAYERS Championship... parlayed that into fully exempt status for 1994 by finishing 115th on the money list... has 12 top-10 finishes on TOUR... beat career TOUR finish T2 at 1997 Buick Open... best year on TOUR was 1995, when he compiled four top-10 finishes... entered 19 PGA TOUR events in 1997, finishing in the money 14 times... had two top-10s and was 115th on the money list... has 28 Japanese Tour victories, including two in 1997 - PGA Philanthropy Tournament and Yonex Open... won 1990 Japan Match Play Championship, defeating Brandt Jode, 6 and 5.

**PERSONAL:** Although he professes to spend less on his wardrobe than oldest brother Jumbo, still chooses his wardrobe carefully.

PGA TOUR CAREER SUMMARY					PLAYOFF RECORD: 0-2				
Year	Events Played	Cuts Made	1st	2nd	3rd	Top 10	Top 25	Earnings	Rank
1985	2	1						\$880	259
1989	2	1						\$1,605	274
1990	8	5					1	\$37,330	185
1991	2	1				1	1	\$38,850	185
1992	7	5				1	2	\$75,946	151
1993	12	8				1	3	\$139,784	115
1994	17	15				1	5	\$147,308	121
1995	20	13				4	8	\$290,001	66
1996	22	13				1	7	\$227,763	99
1997	19	14		1		2	3	\$199,207	115
1998	17	12				1	6	\$240,551	121
Total	128	88		1		12	36	\$1,399,225	185

### TOP TOURNAMENT SUMMARY

YEAR	84	85	89	90	92	93	94	95	96	97	98
Masters Tournament					T33		T45				
U.S. Open							T25				
British Open Championship	T62	CUT	T46	T39	CUT	CUT				W/D	T38
PGA Championship			CUT	CUT	T28	T44		T31	CUT	CUT	T44
THE PLAYERS Championship						T6	T45	T8	CUT	T65	T18

### 1998 PGA TOUR STATISTICS


Scoring Average	70.92	(60)
Driving Distance	267.4	(126T)
Driving Accuracy Percentage	70.0	(90T)
Total Driving	216	(138)
Greens in Regulation Pct.	65.0	(99T)
Putting Average	1.773	(58T)
Sand Save Percentage	52.4	(90)
Eagles (Holes per)	205.2	(50)
Birdies Average	3.19	(123T)
All-Around Ranking	696	(83T)

### MISCELLANEOUS STATISTICS

Scoring Average Before Cut	71.03	(61T)
Scoring Average 3rd Round	71.58	(135)
Scoring Average Final Round	71.67	(126)
Birdies Conversion %	28.4	(99T)
Par Breakers	18.2	(117T)

1998 Low Round: 65: 1998 Canon Greater Hartford Open/2  
 Career Low Round: 63: 1995 Las Vegas Invitational/1  
 Career Largest Paycheck: \$87,000: 1995 THE PLAYERS Championship/T8





## ARNOLD PALMER

**EXEMPT STATUS:** Winner, 1960 U.S. Open (Lifetime)

**FULL NAME:** Arnold Daniel Palmer

**HEIGHT:** 5' 10"

**BIRTHDATE:** September 10, 1929

**RESIDENCES:** Latrobe, PA and Bay Hill, FL; plays out of Latrobe CC (PA), Laurel Valley GC (PA), Bay Hill Club (FL)

**FAMILY:** Wife, Winifred Walzer; Peggy (2/26/56); Amy (8/4/58); six grandchildren

**COLLEGE:** Wake Forest University

**SPECIAL INTERESTS:** Flying, business, clubmaking

**TURNED PROFESSIONAL:** 1954

**WEIGHT:** 185

**BIRTHPLACE:** Latrobe, PA

**JOINED TOUR:** 1955

**TOUR VICTORIES (60):** 1955 Canadian, 1956 Insurance City, Eastern, 1957 Houston, Azalea, Rubber City, San Diego, 1958 St. Petersburg, Masters Tournament, Pepsi Golf, 1959 Thunderbird (Calif.) Invitation, Oklahoma City, West Palm Beach, 1960 Palm Springs Classic, Texas Open, Baton Rouge, Pensacola, Masters Tournament, U.S. Open, Insurance City, Mobile Sertoma, 1961 San Diego, Phoenix, Baton Rouge, Texas, Western, 1962 Palm Springs Classic, Phoenix, Masters Tournament, Texas, Tournament of Champions, Colonial National, American Golf Classic, 1963 Los Angeles, Phoenix, Pensacola, Thunderbird, Cleveland, Western, Philadelphia, 1964 Masters Tournament, Oklahoma City, 1965 Tournament of Champions, 1966 Los Angeles, Tournament of Champions, Houston Champions International, 1967 Los Angeles, Tucson, American Golf Classic, Thunderbird Classic, 1968 Hope Desert Classic, Kemper, 1969 Heritage, Danny Thomas Diplomat, 1971 Hope Desert Classic, Citrus, Westchester, 1973 Bob Hope Desert Classic, TEAM VICTORIES: 1970 National Four-Ball (with Jack Nicklaus), 1971 National Team (with Jack Nicklaus)

**SENIOR PGA TOUR VICTORIES (10):** 1980 PGA Seniors', 1981 U.S. Senior Open, 1982 Marlboro Classic, Denver Post Champions of Golf, 1983 Boca Grove Senior Classic, 1984 PGA Seniors', Senior Tournament Players Championship, Quadel Senior Classic, 1985 Senior Tournament Players Championship, 1988 Crestar Classic

**INTERNATIONAL VICTORIES (13):** 1955 Panama Open, Colombia Open (South America), 1961 British Open (Eur), 1962 British Open (Eur), 1963 Australian Wills Masters (Aus), 1964 Piccadilly World Match Play Championship (Eur), 1966 Australian Open (Aus), 1967 Piccadilly World Match Play Championship (Eur), World Cup (Indiv.), 1971 Lancome Trophy (Eur), 1975 Spanish Open (Eur), British PGA Championship (Eur), 1980 Canadian PGA Championship (Can)

**OTHER VICTORIES:** 1960 and 1962 Canada Cups (with Sam Snead), 1963, 1964 and 1966 Canada Cups (with Jack Nicklaus), 1966 PGA Team Championship (with Jack Nicklaus), 1967 World Cup (with Jack Nicklaus), 1984 Doug Sanders Celebrity Pro-Am, 1986 Unionmutual Classic.

**1998 SEASON:** Named recipient of third PGA TOUR Lifetime Achievement Award at annual PGA TOUR Awards Dinner at La Costa on January 9, 1998...played in three TOUR events, missing cut in each: Bob Hope Chrysler Classic, Bay Hill Invitational and Masters Tournament...began seven-week series of daily radiation treatments, follow up to Jan. 1997 prostate cancer surgery, after blood studies indicated possibility of existence of some residual microscopic disease...treatments ended mid-October, followed by his return to competition at Pacific Bell Senior Classic end of October...during course of treatment, shot rounds of 63-68 at Latrobe (PA) CC in early September...63 his third best score at Latrobe, where he owns the course record (60) shot in the late 1960s.

**CAREER HIGHLIGHTS:** In 1996, captained U.S. Presidents Cup Team to its second consecutive win in biennial series, 16 1/2-15 1/2 victory over International Team at Robert Trent Jones GC...one of game's most dominant players and personalities...owner of 92 victories worldwide...his 60 TOUR victories trail only Sam Snead (81), Jack Nicklaus (70) and Ben Hogan (63) on all-time list...tied with Nicklaus for most consecutive years with at least one TOUR victory...first TOUR player to earn \$1 million in his career (7/21/68)...named PGA Player of the Year in 1960 and 1962...led PGA TOUR in earnings in 1958, 1960, 1962 and 1963, and is namesake of PGA TOUR and SENIOR PGA TOUR award for top money-winner...1961-62-64-67 Vardon Trophy winner...named Associated Press Athlete of the Decade for the 1960s...named 1960 Hickock Athlete of the Year and 1960 *Sports Illustrated* Sportsman of the Year...awarded PGA of America Distinguished Service Award in 1994...winner of seven professional major championships: 1958-60-62-64 Masters, 1961-62 British Open, 1960 U.S. Open...final-round 65 at 1960 U.S. Open at Cherry Hills defeated amateur Jack Nicklaus by two strokes...won 29 tournaments between 1960 and 1963...last PGA TOUR victory came at 1973 Bob Hope Desert Classic, by two strokes over Nicklaus and Johnny Miller...played his last U.S. Open at Oakmont in 1994, 40 years after playing his first...final British Open appearance, at St. Andrews in 1995, came on 35th anniversary of his first time in that event...first player to win U.S. Open and U.S. Senior Open (1981)...1954 U.S. Amateur Champion...his 22 Ryder Cup match victories is a record (22-8-2 overall)...Ryder Cup captain in 1963 and 1975.

**PERSONAL:** Maintains active business schedule with golf course design, construction and development...principal owner of Bay Hill Club and Lodge, site of Bay Hill Invitational...Chairman of the Board of The Golf Channel...pilot of considerable renown who holds one aviation record...received Francis Ouimet Award from Francis Ouimet Caddie Scholarship Foundation in Boston in Jan. 1997...scheduled to receive 1999 Donald Ross Award from the American Society of Golf Course Architects in March.

## ARNOLD PALMER...continued

### PGA TOUR CAREER SUMMARY

PLAYOFF RECORD: 14-10

Year	Events Played	Cuts Made	1st	2nd	3rd	Top 10	Top 25	Earnings	Rank
1949(Am.)	1	1							
1953(Am.)	1	1							
1954(Am.)	4	4				1	3		
1955	31	25	1		1	8	15	\$7,958	32
1956	30	27	2	1		8	13	\$16,145	19
1957	33	27	4		2	13	20	\$27,803	5
1958	32	28	3	5	2	14	23	\$42,608	1
1959	31	29	3	1	3	16	25	\$32,462	5
1960	27	25	8	1	2	19	24	\$75,263	1
1961	26	24	5	5	2	20	23	\$61,091	2
1962	21	21	7	1		13	19	\$81,448	1
1963	20	20	7	3		14	16	\$128,230	1
1964	26	25	2	6	4	18	24	\$113,203	2
1965	22	19	1	3		6	13	\$57,771	10
1966	22	21	3	2	2	13	15	\$110,468	3
1967	25	22	4	4	1	16	19	\$184,065	2
1968	24	20	2	2		8	13	\$87,496	14
1969	26	25	2		1	10	16	\$95,267	9
1970	22	22	1	3	2	11	14	\$100,941	11
1971	24	24	4		1	10	20	\$162,896	3
1972	22	18		1	2	10	15	\$81,440	24
1973	22	20	1		1	7	15	\$87,275	27
1974	20	13				2	7	\$32,627	75
1975	20	15			1	5	12	\$59,018	36
1976	19	13					6	\$17,018	115
1977	21	16					7	\$21,950	101
1978	15	11				2	4	\$27,073	95
1979	16	9					1	\$9,276	159
1980	13	9					3	\$16,589	136
1981	12	6						\$4,164	204
1982	11	4					1	\$6,621	199
1983	11	6				1	1	\$16,904	159
1984	8	2						\$2,452	218
1985	6	2						\$3,327	214
1986	6								
1987	4	1						\$1,650	269
1988	5								
1989	4	1						\$2,290	253
1990	4								
1991	5	1					1	\$7,738	237
1992	5								
1993	5	1						\$1,970	316
1994	6								
1995	5								
1996	3								
1997	2								
1998	3								
Total	721	558	60	38	27	245	388	\$1,861,857	142

### SENIOR PGA TOUR CAREER SUMMARY

PLAYOFF RECORD: 1-1

Year	Events Played	1st	2nd	3rd	Top 10	Top 25	Earnings	Rank
1980	1	1			1	1	\$20,000	4
1981	4	1	1	2	4	4	\$55,100	4
1982	7	2		1	5	7	\$73,848	4
1983	12	1	1	1	8	12	\$106,590	6
1984	13	3	3		9	12	\$184,582	4
1985	13	1	1	2	9	12	\$137,024	11
1986	15		1	1	6	13	\$99,056	21
1987	17			1	8	13	\$128,910	19
1988	18	1		1	8	14	\$185,373	17
1989	17				4	11	\$119,907	38
1990	17					5	\$66,519	65
1991	17				4	7	\$143,967	46
1992	18					4	\$70,815	72
1993	18				1	5	\$106,232	64

## ARNOLD PALMER...continued

### SENIOR PGA TOUR CAREER SUMMARY

Year	Events Played	1st	2nd	3rd	Top 10	Top 25	Earnings	Rank
1994	13					1	\$34,471	91
1995	12					1	\$51,526	86
1996	16					1	\$48,192	89
1997	13						\$29,052	101
1998	13						\$20,454	111
Total	254	10	7	9	67	123	\$1,684,472	68
COMBINED OFFICIAL EARNINGS:							\$3,546,329	

### PGA TOUR TOP TOURNAMENT SUMMARY

YEAR	55	56	57	58	59	60	61	62	63	64	65	66	67	68	69
Masters Tournament	T10	21	T7	1	3	1	T2	1	T9	1	T2	T4	4		26
U.S. Open	T21	7		T23	T5	1	T14	2	T2	T5		2	2	T59	T6
British Open Championship						2	T1	1	T26		16	T8		T10	
PGA Championship				T40	T14	T7	T5	T17	T40	T2	T33	T6	T14	T2	

### PGA TOUR TOP TOURNAMENT SUMMARY (cont.)

YEAR	70	71	72	73	74	75	76	77	78	79	80	81	82	83	84
Masters Tournament	T36	T18	T33	T24	T11	T13		T24	T37		T24	CUT	47	T36	CUT
U.S. Open	T54	T24	3	T4	T5	T9	T50	T19		T59	61	CUT	CUT	T60	
British Open Championship	T2		T6	T14		T16	T55	7	T34		CUT	T23	T27	T56	CUT
PGA Championship	T2	T18	T16		T28	T33	T15	T19			T72	T6	CUT	T67	CUT
THE PLAYERS Championship							T51	T40	T77	T50		T45	CUT	T54	T66

### PGA TOUR TOP TOURNAMENT SUMMARY (cont.)

YEAR	85	86	87	88	89	90	91	92	93	94	95	96	97	98
Masters Tournament	CUT	CUT	CUT	CUT	CUT	CUT	CUT	CUT	CUT	CUT	CUT	CUT	CUT	CUT
U.S. Open										CUT				
British Open Championship				CUT		CUT	CUT				CUT			
PGA Championship	T65	CUT	T65	CUT	T63	CUT	CUT	CUT	CUT	CUT				
THE PLAYERS Championship	T69	CUT												

### SENIOR PGA TOUR TOP TOURNAMENT SUMMARY

YEAR	83	84	85	86	87	88	89	90	91	92	93	94	95	96	97	98
The Tradition							T26	T61			T57		T25	T43		
U.S. Senior Open	T11	2	T11	T25	T14	T22	T53	CUT	CUT	T32	T52	T57	T51	T43	69	51
PGA Seniors' Championship		1			T16	T5	T11	T13	CUT	T47	T27	CUT	CUT	CUT	CUT	CUT
FORD SENIOR PLAYERS Championship	T5	1	1	T3	T5	T32	T4	T48	T43	T36	T44	T65	T46			

**NATIONAL TEAMS:** World Cup (6), 1960, 1962, 1963, 1964, 1966, 1967; Ryder Cup (6), 1961, 1963, 1965, 1967, 1971, 1973; Ryder Cup Captain (2), 1963, 1975; Captain and member of Chrysler Cup team (5), 1986, 1987, 1988, 1989, 1990; The Presidents Cup Captain, 1996

### 1998 PGA TOUR STATISTICS

Scoring Average	78.40	(N/A)
Driving Distance	248.2	(N/A)
Driving Accuracy Percentage	73.9	(N/A)
Total Driving		(N/A)
Greens in Regulation Pct.	50.0	(N/A)
Putting Average	1.903	(N/A)
Sand Save Percentage	47.1	(N/A)
Birdies Average	1.63	(N/A)

### 1998 SENIOR PGA TOUR STATISTICS

Scoring Average	75.82	(N/A)
Driving Distance	249.2	(N/A)
Driving Accuracy Percentage	66.3	(N/A)
Total Driving		(N/A)
Greens in Regulation Pct.	51.6	(N/A)
Putting Average	1.867	(N/A)
Sand Save Percentage	33.8	(N/A)
Eagles (Holes per)	702.0	(N/A)
Birdies Average	2.03	(N/A)

### MISCELLANEOUS STATISTICS

Scoring Average Before Cut	78.13	(N/A)
Scoring Average 3rd Round	77.00	(N/A)
Birdies Conversion %	18.1	(N/A)
Par Breakers	9.0	(N/A)

1998 Low Round: 74: 1998 Bob Hope Chrysler Classic/4  
Career Low Round: 62: 1966 Los Angeles Open/3  
Career Largest Paycheck: \$50,000: 1971 Westchester Classic/1

### MISCELLANEOUS SENIOR TOUR STATISTICS

1998 Low Round: 71: 4 times, most recent 1998 Coldwell Banker Burnet Classic/2  
Career Low Round: 63: 1984 PGA SENIORS' Championship/2  
Career Largest Paycheck: \$48,750: 1988 Crestar Classic/1



## JESPER PARNEVIK (YES-per PAR-nuh-vick)

**EXEMPT STATUS:** 1998 tournament winner (through 2000)

**FULL NAME:** Jesper Bo Parnevik

**HEIGHT:** 6' 0"

**WEIGHT:** 175

**BIRTHDATE:** March 7, 1965

**BIRTHPLACE:** Stockholm, Sweden

**RESIDENCE:** Jupiter, FL

**FAMILY:** Wife, Mia; Ida Josefin Peg (9/3/95), Penny (5/9/97)

**COLLEGE:** Palm Beach Junior College

**SPECIAL INTERESTS:** Magic, vitamins, tennis

**TURNED PROFESSIONAL:** 1986

**Q SCHOOL:** Dec. 1993

**TOUR VICTORIES (1):** 1998 Phoenix Open

**INTERNATIONAL VICTORIES (8):** 1988 Odense Open (Sweden), Raklosia Open (Sweden), 1990 Swedish Open (Eur), 1993 Scottish Open (Eur), 1995 Scandinavian Masters (Eur), 1996 Trophée Lancome (Eur), 1997 Johnnie Walker Super Tour (Asia), 1998 Scandinavian Masters (Eur).

**1998 BEST FINISHES:** 1--Phoenix Open; T3--THE TOUR Championship; T4--British Open Championship, National Car Rental Golf Classic/Disney; T10--Buick Classic.

**1998 SEASON:** Earned first PGA TOUR title at the Phoenix Open, a three-stroke victory over Tommy Armour III, Steve Pate, Brent Geiberger and Tom Watson...after opening 68-68, third-round 66 brought him share of 54-hole lead with Scott Verplank...birdied three of final five holes to gain victory...second Swede to win on TOUR, following Gabriel Hjertstedt at 1997 B.C. Open...victory followed second-place finish at 1997 Phoenix Open...12th time in 1990s that player finished second in tournament one year, then won same event the next year...rounds of 69-67-73 produced Buick Classic T10...once again in hunt at the British Open, but finished T4, two strokes behind Mark O'Meara...earned second Scandinavian Masters title in August...finished TOUR season strongly with seven top-10 finishes in last eight starts...finished top five in final two events at National Car Rental Golf Classic at Walt Disney World Resort (T4) and THE TOUR Championship (T3)...rounds of 70-70-67-68 fell one stroke shy of Hal Sutton-Vijay Singh playoff at THE TOUR Championship...recommitted to PGA European Tour after it was announced that Ryder Cup Captain's Choices must be members of European Tour.

**CAREER HIGHLIGHTS:** Steadily improved money-list ranking each of first four years on TOUR...finished 120th in 1994, climbing to 12th in 1997...in 1997 finished top 25 in 11 of 19 events entered...posted five runner-up finishes and one third-place...began year with 17 rounds at par or better...had four consecutive top-five finishes, beginning with third at Bob Hope Chrysler Classic...followed with second at Phoenix Open, T5 at AT&T Pebble Beach National Pro-Am and T2 at Buick Invitational...final second-place finishes came at Freeport-McDermott Classic, MCI Classic and British Open...fired third-round 66 at British Open to open a two-stroke lead over Darren Clarke and five-stroke edge over Justin Leonard heading into final round...73 on Sunday not good enough to hold off Leonard, so settled for British Open second place for second time in career...final top-10 came at THE TOUR Championship, where he finished T6...five top-10 finishes in 1996 highlighted a season in which he finished 53rd on money list...won 1996 Lancome Trophy on PGA European Tour by five strokes over Colin Montgomerie...1994 marked first British Open near-miss at Turnberry...held two-stroke lead at final hole, but made bogey to finish 11-under-par 269...Nick Price went eagle-birdie-par on final three holes to capture one-stroke victory...joined TOUR after finishing T4 in 1993 Qualifying Tournament...first European Tour win came at 1993 Bell's Scottish Open...lost to Seve Ballesteros on seventh playoff hole at 1993 Turespana Open...became first Swede to capture a European Tour event in Sweden with victory at 1995 Scandinavian Masters...was 1-1-2 as member of European Ryder Cup team in 1997.

**PERSONAL:** Father is Sweden's most famous comedian...first turned up bill of cap to get a tan on his face while playing...learned game by hitting floating golf balls into lake behind family home.

CAREER SUMMARY					PLAYOFF RECORD: 0-0				
Year	Events Played	Cuts Made	1st	2nd	3rd	Top 10	Top 25	Earnings	Rank
1994	17	12				2	4	\$148,816	120
1995	19	15				2	7	\$222,458	84
1996	19	17			1	5	9	\$389,266	53
1997	19	16		5	1	9	11	\$1,217,587	12
1998	20	17	1		1	5	13	\$1,290,822	14
Total	94	77	1	5	3	23	44	\$3,268,949	82

**1999 PGA TOUR CHARITY TEAM:** Buick Classic

TOP TOURNAMENT SUMMARY									
YEAR	93	94	95	96	97	98			
Masters Tournament					T21	T31			
U.S. Open					T48	T14			
British Open Championship	T21	2	T24	T45	T2	T4			
PGA Championship		CUT	T20	T5	T45	CUT			
THE PLAYERS Championship			T49	T53	CUT	T25			
THE TOUR Championship					T6	T3			

**NATIONAL TEAMS:** Dunhill Cup (4), 1993, 1994, 1995, 1997; World Cup (2), 1994, 1995; Ryder Cup, 1997

## JESPER PARNEVIK...continued


### 1998 PGA TOUR STATISTICS

Scoring Average	69.82	(9)
Driving Distance	265.9	(140T)
Driving Accuracy Percentage	72.0	(57T)
Total Driving	197	(110)
Greens in Regulation Pct.	66.2	(66T)
Putting Average	1.789	(101T)
Sand Save Percentage	47.7	(145T)
Eagles (Holes per)	310.5	(108)
Birdies Average	3.36	(90T)
All-Around Ranking	716	(88)

### MISCELLANEOUS STATISTICS

Scoring Average Before Cut	70.69	(32T)
Scoring Average 3rd Round	70.25	(24T)
Scoring Average Final Round	71.13	(78T)
Birdies Conversion %	28.7	(88T)
Par Breakers	19.0	(90T)

1998 Low Round: 66: 4 times, most recent 1998 National Car Rental Golf Classic/Disney/1  
 Career Low Round: 62: 1997 Bob Hope Chrysler Classic/5  
 Career Largest Paycheck: \$450,000: 1998 Phoenix Open/1



## CRAIG PARRY (perry)

**EXEMPT STATUS:** 98th on 1998 money list

**FULL NAME:** Craig David Parry

**HEIGHT:** 5'6"

**WEIGHT:** 170

**BIRTHDATE:** January 12, 1966

**BIRTHPLACE:** Sunshine, Victoria, Australia

**RESIDENCE:** Sydney, Australia and Orlando, FL

**FAMILY:** Wife, Jenny; April (8/22/92), Ryan (10/20/94), Brendan (4/9/97)

**SPECIAL INTERESTS:** Sailing, water sports, cricket, rugby, computers, Australian Rules Football

**TURNED PROFESSIONAL:** 1985

**JOINED TOUR:** April 1992

**BEST CAREER FINISHES:** 2--1994 Honda Classic; 1995 Colonial National Invitation; 1996 GTE Byron Nelson Classic, T2--1996 Buick Classic

**INTERNATIONAL VICTORIES (17):** 1987 New South Wales Open (Aus), Canadian TPC (Can), 1989 German Open (Eur), Wang Four Stars Pro-Celebrity (Eur), Bridgestone ASO (Jpn), 1991 Italian Open (Eur), Scottish Open (Eur), 1992 Australian PGA Championship (Aus), New South Wales Open (Aus), Australian Masters (Aus), 1994 Australian Masters (Aus), 1995 Canon Challenge (Aus), Greg Norman's Holden Classic (Aus), 1996 Australian Masters (Aus), 1997 Satelindo Indonesia Open (Asia), Japan Open (Jpn), Coolum Classic (Aus).

**1998 BEST FINISHES:** T6--Bay Hill Invitational; T8--Kemper Open; T9--NEC World Series of Golf; T10--MasterCard Colonial.

**1998 SEASON:** Fell to lowest money-list finish in seven TOUR seasons, earning \$312,710 for 98th place...had four top-10 finishes and six top-25s...rounds of 70-71-70-69 produced T6 at Bay Hill Invitational...opened 69-66 to share 36-hole lead at BellSouth Classic, but closed 72-71 for T14...second top-10 came at MasterCard Colonial, where rounds of 68-69-69-68 brought T10 finish...posted rounds of 67-66-76-70 at Kemper Open, good for T8...in last start of TOUR season, opening 67 left him one stroke off first-round lead at NEC World Series of Golf...followed with rounds of 68-72-72 for T9...member of victorious International Presidents Cup Team.

**CAREER HIGHLIGHTS:** Enjoyed best season on PGA TOUR in 1996, earning \$454,203 in 24 starts and posting two runner-up finishes...at GTE Byron Nelson Classic, opened with 70-67 before shooting 65-65 to move from T23 to second...later tied for second at Buick Classic with three others...finished T4 at Motorola Western Open...T3 in 1993 U.S. Open at Baltusrol after sharing first-round lead at 66...first runner-up finish came at 1994 Honda Classic, where he closed with 67...also finished second at Colonial National Invitation after leading through 36 and 54 holes...final-round 71 relinquished lead and eventually victory to Tom Lehman by one stroke...became special temporary TOUR member in April 1992...finished T6 at THE PLAYERS Championship and Freeport-McMoRan Classic in consecutive weeks...at Masters the following week, shared 36-hole lead with Ian Woosnam before falling to T13...1997 a typical year for him...earned more than \$200,000 for sixth consecutive year and eclipsed \$300,000 mark for fourth time in six seasons...had four top-10s in 1997, his most since 1992...finished T5 at Honda Classic, T3 at FedEx St. Jude Classic, T6 at CVS Charity Classic and fifth at LaCantera Texas Open...won three overseas events - Satelindo Indonesia Open on Omega Tour, Japan Open and Coolum Classic in Australia - in 1997...member of first three International Teams for Presidents Cup Matches.

**PERSONAL:** Nicknamed "Popeye" for his well-developed forearms...a computer enthusiast who often tinkers with his laptop at tournament sites.

### CAREER SUMMARY

PLAYOFF RECORD: 0-0

Year	Events Played	Cuts Made	1st	2nd	3rd	Top 10	Top 25	Earnings	Rank
1987	1								
1988	1	1						\$1,650	282
1990	8	6					2	\$43,351	181
1991	6	6					3	\$63,767	162



## CRAIG PARRY...continued

### CAREER SUMMARY...continued

Year	Events Played	Cuts Made	1st	2nd	3rd	Top 10	Top 25	Earnings	Rank
1992	13	11			1	4	6	\$241,901	64
1993	23	16			1	6	7	\$323,068	50
1994	20	15		1		3	8	\$354,602	46
1995	24	16		1		2	5	\$293,413	65
1996	24	19		2		3	7	\$454,203	43
1997	20	16			1	4	7	\$387,603	63
1998	16	10				4	6	\$312,710	98
Total	156	116		4	3	26	51	\$2,476,267	104

1999 PGA TOUR CHARITY TEAM: Nissan Open

### TOP TOURNAMENT SUMMARY

YEAR	88	90	91	92	93	94	95	96	97	98
Masters Tournament		CUT		T13	T45	T30				
U.S. Open		46	T11	T33	T3	T25		T90	T43	
British Open Championship	CUT	T22	8	T28	T59	T77	CUT	CUT	CUT	CUT
PGA Championship		T40	T43		T31	T19	CUT	T65	CUT	T71
THE PLAYERS Championship		T61	T15	T6	CUT	T14	CUT	T53	T22	CUT

**NATIONAL TEAMS:** Kirin Cup, 1988; Four Tours World Championship of Golf (3), 1989, 1990, 1991; Dunhill Cup (4), 1993, 1995, 1996, 1998; The Presidents Cup (3), 1994, 1996, 1998.


### 1998 PGA TOUR STATISTICS

Scoring Average	70.37	(30)
Driving Distance	269.4	(100T)
Driving Accuracy Percentage	70.8	(79T)
Total Driving	179	(81)
Greens in Regulation Pct.	63.3	(144)
Putting Average	1.766	(40T)
Sand Save Percentage	63.0	(6)
Eagles (Holes per)	282.0	(98)
Birdies Average	2.96	(167)
All-Around Ranking	664	(69T)

### MISCELLANEOUS STATISTICS

Scoring Average Before Cut	71.17	(72T)
Scoring Average 3rd Round	71.56	(131T)
Scoring Average Final Round	70.67	(36T)
Birdies Conversion %	27.1	(141T)
Par Breakers	16.8	(166T)

1998 Low Round: 66: 2 times, most recent 1998 Kemper Open/2  
 Career Low Round: 64: 3 times, most recent 1997 Honda Classic/2  
 Career Largest Paycheck: \$162,000: 1996 GTE Byron Nelson Classic/2



## STEVE PATE

**EXEMPT STATUS:** 1998 tournament winner (through 2000)

**FULL NAME:** Stephen Robert Pate

**HEIGHT:** 6' 0"

**WEIGHT:** 175

**BIRTHDATE:** May 26, 1961

**BIRTHPLACE:** Ventura, CA

**RESIDENCE:** Agoura Hills, CA; plays out of North Ranch CC, Westlake, CA

**FAMILY:** Wife, Sheri; Nicole (3/12/88), Sarah (10/8/90)

**COLLEGE:** UCLA (1984, Psychology)

**SPECIAL INTERESTS:** Fishing

**TURNED PROFESSIONAL:** 1983

**Q SCHOOL:** Fall 1984

**PGA TOUR VICTORIES (6):** 1987 Southwest Classic, 1988 MONY Tournament Of Champions, Shearson Lehman Hutton-Andy Williams Open, 1991 Honda Classic, 1992 Buick Invitational of California, 1998 CVS Charity Classic

**BEST 1998 FINISHES:** 1--CVS Charity Classic; T2--Phoenix Open; T6--Buick Invitational; T9--Tucson Chrysler Classic

**1998 SEASON:** Enjoyed best financial year on TOUR...34th-place money-list finish his best since 1992...early-season success built solid foundation for strong year...closing 64, tying Tommy Armour III for low final round, brought Phoenix Open T2, three strokes behind Jesper Parnevik...finish his best since victory at 1992 Buick Invitational of California...following an opening-round 67, birdied three of final five holes to take second-round lead at Buick Invitational by two strokes...closing 74 in rain-shortened event produced T6...recorded third top-10 in third consecutive event played, T9 at Tucson Chrysler Classic...earned first victory since 1992 Buick Invitational with one-stroke win over Scott Hoch and Bradley Hughes at CVS Charity Classic...stood one off 54-hole lead after rounds of 70-65-67...closing 67 produced sixth TOUR title...win capped comeback from Jan. 1996 car crash in California

## STEVE PATE...continued

desert that left him with broken right hand and wrist...ran into rear end of slow-moving truck while on way home from Phoenix Open.

**CAREER HIGHLIGHTS:** Winner of six PGA TOUR events, including two in 1988...captured season-opening MONY Tournament of Champions by one stroke over Larry Nelson...at Shearson Lehman Hutton-Andy Williams Open, scored one-stroke victory over Jay Haas...finished 12th on money list that year...second-best earnings year came in 1991, when he had five top-three finishes and earned \$727,997, sixth on money list...posted one victory that year, at Honda Classic by three strokes over Paul Azinger and Dan Halldorson, despite closing 75...lost playoff to Corey Pavin at 1991 BellSouth Atlanta Classic...won fog-curtailed 1992 Buick Invitational of California, by one stroke over Chip Beck...runner-up finish at 1990 International featured double eagle...made successful return to TOUR in 1997, following 1996 wrist injury, playing in 28 events and making cut 15 times...ranked among top 100 on money list for first time since 1994...recorded four top-10 and six top-25 finishes...first top-10 finish came at MasterCard Colonial, where shot 69-66-64 and trailed David Ogren by four strokes...final-round 73 dropped him out of top five to T10...other top-10 finishes came at Motorola Western Open (T7), Canon Greater Hartford Open (T9) and Buick Challenge (T9)...member of 1991 Ryder Cup Team, but played in only one match due to bruised hip suffered in traffic accident on way to banquet...1983 PAC-10 champion and All-American at UCLA.

**PERSONAL:** Earned the nickname "Volcano" for his sometimes volatile temper...older brother John competed in 1996 U.S. Amateur and U.S. Mid-Amateur...teammate of Corey Pavin, Duffy Waldorf and Jay Delsing at UCLA...after fracturing right wrist in early-season traffic accident in 1996, cracked bone in other wrist that August when he tripped on a dock.

CAREER SUMMARY					PLAYOFF RECORD: 0-2				
Year	Events Played	Cuts Made	1st	2nd	3rd	Top 10	Top 25	Earnings	Rank
1985	27	12		1		3	3	\$89,358	86
1986	33	26			1	3	10	\$176,100	51
1987	33	27	1			6	13	\$335,728	26
1988	30	25	2	1	1	7	17	\$582,473	12
1989	31	25			1	5	14	\$306,554	35
1990	29	22		1		5	11	\$334,505	39
1991	26	23	1	1	3	8	15	\$727,997	6
1992	31	24	1			5	10	\$472,626	30
1993	28	19				4	9	\$254,841	64
1994	29	20			1	5	9	\$291,651	64
1995	32	15					3	\$89,758	168
1996	3	3						\$10,403	274
1997	28	15				4	6	\$261,436	95
1998	26	18	1	1		4	9	\$782,504	34
Total	386	274	6	5	7	59	129	\$4,715,935	50

NIKE TOUR CAREER SUMMARY									
Year	Events Played	Cuts Made	1st	2nd	3rd	Top 10	Top 25	Earnings	Rank
1996	1	1						\$980	233
COMBINED TOTAL MONEY:								\$4,716,915	


1999 PGA TOUR CHARITY TEAM: BellSouth Classic

TOP TOURNAMENT SUMMARY													
YEAR	86	87	88	89	90	91	92	93	94	95	96	97	98
Masters Tournament				T36	T26		T3	T6	CUT				
U.S. Open			T24	T3	T51	T33	T49	CUT	T19	T21	CUT		T32
British Open Championship				CUT	T13	T8	T63	4	CUT				
PGA Championship	T53	T61	T62	T41	T31	T7	T48	70		T58			CUT
THE PLAYERS Championship	T72	CUT	57	T34	T11	T27	T40	CUT	CUT	CUT			T42
THE TOUR Championship		T21	T17				T26	30					

NATIONAL TEAMS: Kirin Cup, 1989; Ryder Cup, 1991; Dunhill Cup, 1991

1998 PGA TOUR STATISTICS									
Scoring Average	70.62	(39)							
Driving Distance	271.2	(81)							
Driving Accuracy Percentage	66.7	(133T)							
Total Driving	214	(133)							
Greens in Regulation Pct.	66.3	(64T)							
Putting Average	1.764	(35T)							
Sand Save Percentage	54.1	(62T)							
Eagles (Holes per)	382.5	(132)							
Birdies Average	3.59	(39T)							
All-Around Ranking	585	(50)							

MISCELLANEOUS STATISTICS									
Scoring Average Before Cut	70.64	(27)							
Scoring Average 3rd Round	71.12	(96)							
Scoring Average Final Round	71.06	(71T)							
Birdies Conversion %	30.1	(51T)							
Par Breakers	20.2	(50T)							
1998 Low Round:	64:	1998 Phoenix Open/4							
Career Low Round:	62:	1989 Bob Hope Chrysler Classic/3							
Career Largest Paycheck:	\$270,000:	1998 CVS Charity Classic/1							



## COREY PAVIN

**EXEMPT STATUS:** Winner, 1995 U.S. Open (through 2005)

**FULL NAME:** Corey Allen Pavin

**HEIGHT:** 5' 9"

**WEIGHT:** 150

**BIRTHDATE:** November 16, 1959

**BIRTHPLACE:** Oxnard, CA

**RESIDENCE:** Orlando, FL

**FAMILY:** Wife, Shannon; Ryan (5/29/86), Austin (3/5/93)

**COLLEGE:** UCLA

**SPECIAL INTERESTS:** Fishing, basketball, skiing

**TURNED PROFESSIONAL:** 1982

**Q SCHOOL:** 1983

**TOUR VICTORIES (14):** 1984 Houston Coca-Cola Open 1985 Colonial National Invitation 1986 Hawaiian Open, Greater Milwaukee Open. 1987 Bob Hope Chrysler Classic, Hawaiian Open. 1988 Texas Open presented by Nabisco. 1991 Bob Hope Chrysler Classic, BellSouth Atlanta Classic 1992 Honda Classic. 1994 Nissan Los Angeles Open. 1995 Nissan Open, U.S. Open. 1996 MasterCard Colonial

**INTERNATIONAL VICTORIES (10):** 1983 German Open (Eur), South African PGA Championship (Afr), Calberson Classic (Eur). 1984 New Zealand Open (Aus). 1985 New Zealand Open (Aus). 1993 Toyota World Match Play Championship (Eur). 1994 Tokai Classic (Jpn). 1995 Asian Masters (Asia), Million Dollar Challenge (Afr). 1996 Ssang Yong International Challenge (Korea)

**BEST 1998 FINISHES:** 10--Westin Texas Open; T10--Michelob Championship at Kingsmill.

**1998 SEASON:** After missing nine cuts in his first 15 starts, missed only two in his last eight appearances...included in that season-ending stretch were two top-10 finishes, first of which -- T10 at Westin Texas Open -- was his first top-10 since 1997 Mercedes Championships, where he finished T8...comeback attempt was sidetracked early in season, prior to Nissan Open, when nail of infected middle finger on left hand had to be removed...following nail removal, wound up missing cut at Valencia CC, his third miss in first six starts (missed 11 of 22 cuts in 1997)...second-round 66 at MasterCard Colonial his best round on TOUR since second-round 65 at 1997 GTE Byron Nelson Classic...rounds of 71-68-67-69 produced Westin Texas Open T10...\$45,900 paycheck his largest since \$55,800 payday at 1996 TOUR Championship...finished T10 at Michelob Championship at Kingsmill, where rounds of 67-70-70-70 were good for \$47,500...finished year making 12 cuts in 23 tournaments...lost Nov. playoff to Stephen Leaney at ANZ Players Championship in Australia...shot course-record 66 in second round of that event.

**CAREER HIGHLIGHTS:** The past two seasons were not up to his usual high standards...struggled through year-long slump in 1997 when, for the first time since 1983, he was not among top 80 on money list...best finish came in first start of year, T8 at Mercedes Championships...years prior to 1997 much more representative of his talents...after shooting 72-69-71, entered final round of 1995 U.S. Open three strokes behind Greg Norman...closing 68 was highlighted by 228-yard 4-wood shot to 18th green, where ball came to rest five feet from hole...two-putt par gave him his first major championship title...also in 1995, became only the second player to win back-to-back at Riviera (Ben Hogan the other) when he successfully defended his Nissan Open title...1996 also a more typical Pavin year, where he made 21 of 22 cuts and won the Mastercard Colonial...finished in the top 10 nine times and ranked 18th on the money list...scored victories in each of his first five full years on TOUR, starting with the 1984 Coca-Cola Houston Open...captured the 1988 Texas Open, shooting 21-under-par 259 to become fifth player in TOUR history to break 260...won Arnold Palmer Award in 1991, the last player to win TOUR money title with less than \$1 million...2-2-1 in inaugural Presidents Cup in 1994 and 1-3-1 in 1996.

**PERSONAL:** Corey and son Ryan won Disney's father-child event for Ryan's age group (1996)...serves as host for Corey Pavin Golf Classic benefiting Big Brothers and Big Sisters in Ventura County, CA.

### CAREER SUMMARY

PLAYOFF RECORD: 5-3

Year	Events Played	Cuts Made	1st	2nd	3rd	Top 10	Top 25	Earnings	Rank
1980(Am.)	1	1							
1983	3	1					1	\$4,209	207
1984	29	26	1	2		5	14	\$260,536	18
1985	27	23	1	1	1	13	19	\$367,506	6
1986	28	23	2			6	14	\$304,558	19
1987	26	17	2			7	10	\$498,406	15
1988	26	17	1			3	7	\$216,768	50
1989	28	23				1	10	\$177,084	82
1990	29	26		1	1	6	13	\$468,830	26
1991	25	24	2	2	2	10	18	\$979,430	1
1992	25	20	1	3	2	7	13	\$980,934	5
1993	24	21		2		6	13	\$675,087	18
1994	20	16	1	3	1	9	11	\$906,305	8
1995	22	18	2	2	1	6	11	\$1,340,079	4
1996	22	21	1			9	14	\$851,320	18
1997	22	11				1	1	\$99,304	169
1998	23	12				2	3	\$168,485	155
Total	381	300	14	16	8	91	172	\$8,298,841	11

1999 PGA TOUR CHARITY TEAM: B.C. Open

## COREY PAVIN...continued

### TOP TOURNAMENT SUMMARY

YEAR	83	84	85	86	87	88	89	90	91	92	93	94	95	96	97	98
Masters Tournament			T25	T11	T27	T42	50		T22	3	T11	T8	T17	T7	T43	T41
U.S. Open	CUT		T9	CUT	W/D	CUT		T24	T8	CUT	T19	CUT	1	T40	CUT	CUT
British Open Championship		T22	T39	CUT	CUT	T38		T8	CUT	T34	T4	CUT	T8	T27	T51	CUT
PGA Championship		T20	T6	T21	CUT	T17	CUT	T14	T32	T12	CUT	2	CUT	T26		CUT
THE PLAYERS Championship		CUT	CUT	T58	T50	T42	T34	CUT	T41	T46	T16	T78	T3	T46	CUT	CUT
THE TOUR Championship				T5			21	T10	T2	T7	T10	T2	T21			

**NATIONAL TEAMS:** Walker Cup, 1981; USA vs. Japan, 1982; Nissan Cup, 1985; Ryder Cup (3), 1991, 1993, 1995; The Presidents Cup (2), 1994, 1996


### 1998 PGA TOUR STATISTICS

Scoring Average	71.64	(136T)
Driving Distance	249.0	(188)
Driving Accuracy Percentage	69.7	(95T)
Total Driving	283	(179)
Greens in Regulation Pct.	61.5	(166T)
Putting Average	1.793	(113T)
Sand Save Percentage	48.1	(141T)
Eagles (Holes per)	603.0	(164T)
Birdies Average	2.90	(173T)
All-Around Ranking	1,176	(179)

### MISCELLANEOUS STATISTICS

Scoring Average Before Cut	72.06	(145)
Scoring Average 3rd Round	70.36	(36)
Scoring Average Final Round	71.45	(111)
Birdies Conversion %	26.5	(152T)
Par Breakers	16.3	(175T)

**1998 Low Round:** 66: 1998 MasterCard Colonial/2  
**Career Low Round:** 62: 1990 H.E.B. Texas Open/3  
**Career Largest Paycheck:** \$350,000: 1995 U.S. Open Championship/1



## TOM PERNICE, JR.

**EXEMPT STATUS:** 55th on 1998 money list

**FULL NAME:**

**HEIGHT:** 5' 10"

**WEIGHT:** 150

**BIRTHDATE:** September 5, 1959

**BIRTHPLACE:** Kansas City, MO

**RESIDENCE:** Lee's Summit, MO

**FAMILY:** Wife, Sydney; Kristen (9/30/93), Brooke (3/7/95)

**COLLEGE:** UCLA (Economics, 1982)

**SPECIAL INTERESTS:** Gardening, television, sports, politics

**TURNED PROFESSIONAL:** 1983

**Q SCHOOL:** 1996, 1997

**BEST PGA TOUR FINISH:** 2--1998 AT&T Pebble Beach National Pro-Am

**BEST NIKE TOUR FINISH:** 3--1992 Hawkeye Open

**BEST 1998 PGA TOUR FINISH:** 2--AT&T Pebble Beach National Pro-Am

**1998 SEASON:** Although it took more than half a year, enjoyed career-best finish at AT&T Pebble Beach National Pro-Am...second-place finish on Aug. 17, one stroke behind Phil Mickelson, bettered T4 at 1989 Centel Classic...rounds of 67-69-67 were worth \$270,000, largest payday of his career...after missing 10 cuts in first 19 starts, closed season by making six of eight cuts...late August-early September stretch featured three consecutive top-25 finishes: 17th at Sprint International, T11 at Greater Vancouver Open and T18 at Greater Milwaukee Open...closed season with pair of top-25s, 15th at Las Vegas Invitational and T19 at National Car Rental Golf Classic at Walt Disney World Resort...finished year with earnings of \$520,400, his career best by more than \$347,000.

**CAREER HIGHLIGHTS:** Prior to 1998, 1997 his most competitive year on TOUR...for the first time in his career earned more than \$100,000...finished with \$173,012, which placed him 127th on money list...equaled career-best TOUR finish (to that point) with fourth at Greater Milwaukee Open...also had fourth-place finish at 1989 Centel Classic...earned 1998 playing privileges by finishing 25th at 1997 PGA TOUR Qualifying Tournament...entered 30 tournaments in 1997, finishing in the money 12 times...NIKE TOUR member in 1995 and 1996...best NIKE TOUR finish fifth at 1995 Philadelphia Open...had three top-10 NIKE TOUR finishes in 1996, including T6 at NIKE Miami Valley Open...two-time All-American at UCLA...PAC-10 Player of Year in 1981.

**PERSONAL:** Teammates at UCLA included Jay Delsing, Corey Pavin, Steve Pate and Duffy Waldorf...all-conference wrestler in high school.

### CAREER SUMMARY

**PLAYOFF RECORD:** 0-0

Year	Events Played	Cuts Made	1st	2nd	3rd	Top 10	Top 25	Earnings	Rank
1983	1								
1996	33	12					5	\$40,172	148

## TOM PERNICE, JR....continued

### CAREER SUMMARY

PLAYOFF RECORD: 0-0

Year	Events Played	Cuts Made	1st	2nd	3rd	Top 10	Top 25	Earnings	Rank
1987	20	5				1	1	\$15,431	195
1988	31	14				1	2	\$47,108	150
1989	22	10				2	5	\$81,863	142
1990	20	7					1	\$19,504	212
1991	3	1						\$1,824	306
1992	1								
1994	1								
1996	1	1						\$5,235	313
1997	30	12				1	5	\$173,012	127
1998	27	15		1		1	8	\$520,400	55
Total	190	77		1		6	27	\$904,548	238

### NIKE TOUR CAREER SUMMARY

Year	Events Played	Cuts Made	1st	2nd	3rd	Top 10	Top 25	Earnings	Rank
1990	10	7					3	\$6,077	108
1991	4	1						\$550	305
1992	12	2			1	2	2	\$12,500	95
1995	28	19				2	11	\$42,047	48
1996	24	12				3	8	\$34,224	58
1997	1	1						\$1,390	213
Total	79	42			1	7	24	\$96,788	
COMBINED TOTAL MONEY:								\$1,001,336	

1999 PGA TOUR CHARITY TEAM: BellSouth Classic

### PGA TOUR TOP TOURNAMENT SUMMARY

YEAR	86	89	90	96
Masters Tournament			CUT	
U.S. Open	CUT	T13	CUT	T94


### 1998 PGA TOUR STATISTICS

Scoring Average	70.98	(68)
Driving Distance	278.0	(31)
Driving Accuracy Percentage	66.7	(133T)
Total Driving	164	(57T)
Greens in Regulation Pct.	66.0	(74T)
Putting Average	1.771	(51T)
Sand Save Percentage	55.6	(42T)
Eagles (Holes per)	237.0	(75T)
Birdies Average	3.56	(48T)
All-Around Ranking	522	(36)

### MISCELLANEOUS STATISTICS

Scoring Average Before Cut	71.15	(71)
Scoring Average 3rd Round	70.64	(56)
Scoring Average Final Round	70.50	(27T)
Birdies Conversion %	29.9	(56T)
Par Breakers	20.2	(50T)

1998 Low Round: 63: 1998 Quad City Classic/4  
 Career Low Round: 63: 2 times, most recent 1998 Quad City Classic/4  
 Career Largest Paycheck: \$270,000: 1998 AT&T Pebble Beach National Pro-Am/2



## CHRIS PERRY

EXEMPT STATUS: 1998 tournament winner (through 2000)

FULL NAME: James Christopher Perry

HEIGHT: 6' 1"

WEIGHT: 195

BIRTH DATE: September 27, 1961

BIRTHPLACE: Edenton, NC

RESIDENCE: Powell, OH

FAMILY: Wife, Katharine; Andrew Christopher (3/1/93), Emily Ann (3/10/96), Natalie Kay (12/31/97)

COLLEGE: Ohio State University

SPECIAL INTERESTS: All sports, college football, snow skiing, family

TURNED PROFESSIONAL: 1984

Q SCHOOL: 1984

TOUR VICTORIES (1): 1998 B.C. Open

INTERNATIONAL VICTORIES (1): 1994 Mexican Open

NIKE TOUR VICTORIES (1): 1994 NIKE Utah Classic



## CHRIS PERRY...continued

**BEST 1998 FINISHES:** 1--B.C. Open; T3--Greater Milwaukee Open; T8--Buick Challenge; T10--Buick Classic

**1998 SEASON:** Earned first PGA TOUR title in his 377th career start...maiden victory came at B.C. Open, where he defeated Peter Jacobsen by three strokes...was in contention from the outset after opening with rounds of 67-70-68...stood one stroke off first-round lead and was two back after 36 and 54 holes...closed with round of 67, which was good for 273 total and career-best \$270,000 payday...four-tournament stretch from Sprint International through Buick Challenge highlighted season...following 19th-place finish at Sprint International, hit on successful every-two-weeks formula...two weeks after leaving Colorado, shot rounds of 68-62-67-61 at Greater Milwaukee Open to finish T3, three strokes behind Jeff Sluman...posted B.C. Open win two weeks later...two weeks after his victory, rounds of 70-68-69-67 produced Buick Challenge T8...made 16 consecutive cuts from GTE Byron Nelson Classic through Las Vegas Invitational before closing season with missed cut at National Car Rental Golf Classic at Walt Disney World Resort.

**CAREER HIGHLIGHTS:** Along with Emlyn Aubrey and Tiger Woods, one of only three non-exempt players in 1996 to earn full playing privileges for 1997...made cut in 15 of 20 starts to earn \$184,171 and finish 112th on 1996 money list...has three runner-up finishes in TOUR career that began in 1985...first second-place finish came at 1987 Kemper Open, where he held 36-hole lead before finishing T2, seven strokes behind Tom Kite...played in 32 events in 1997, making cut in 22 and finishing among top 25 in 11 tournaments...for first time in career finished among top 50 on money list...best 1997 finish came at the B.C. Open, where he was T2, one stroke behind Gabriel Hjertstedt...closed season by making nine of 10 cuts...concentrated on NIKE TOUR in 1994 and, in the process, earned Player of the Year honors...topped NIKE TOUR money list with \$167,148...collected one victory (NIKE Utah Classic), two seconds and two thirds...made cut in last 31 NIKE TOUR events he entered, a record...won the 1994 Mexican Open...three-time All-American at Ohio State, where he also captured the 1983 Big-10 Championship.

**PERSONAL:** Also played baseball and hockey while growing up...father, Jim Perry, pitched in major leagues for Cleveland, Minnesota, Detroit and Oakland...uncle, Gaylord Perry, is a member of Baseball Hall of Fame.

### PGA TOUR CAREER SUMMARY

PLAYOFF RECORD: 0-0

Year	Events Played	Cuts Made	1st	2nd	3rd	Top 10	Top 25	Earnings	Rank
1984(Am.)	1								
1984	6	3					1	\$5,086	201
1985	30	22				1	5	\$60,801	110
1986	33	22				1	5	\$75,213	114
1987	31	21		1		4	10	\$197,593	56
1988	33	21			1	1	3	\$85,546	121
1989	31	24			1	3	7	\$206,932	67
1990	30	20		1		3	8	\$259,108	58
1991	33	20				2	5	\$116,105	126
1992	29	11					3	\$53,943	171
1993	9	5					3	\$25,333	202
1994	2	1					1	\$14,840	237
1995	30	17					2	\$113,632	150
1996	20	15			1	2	5	\$184,171	112
1997	32	22		1		2	11	\$460,984	48
1998	31	24	1		1	4	12	\$730,171	39
Total	381	248	1	3	4	23	81	\$2,589,457	101

### NIKE TOUR CAREER SUMMARY

Year	Events Played	Cuts Made	1st	2nd	3rd	Top 10	Top 25	Earnings	Rank
1993	13	10					3	\$13,337	94
1994	24	24	1	2	2	10	19	\$167,148	1
1995	1	1				1	1	\$6,000	150
1996	4	4				1	2	\$11,190	116
Total	42	39	1	2	2	12	25	\$197,675	
COMBINED TOTAL MONEY:								\$2,787,133	

**1999 PGA TOUR CHARITY TEAM:** Greater Milwaukee Open

### TOP TOURNAMENT SUMMARY

YEAR	84	85	86	87	88	89	90	91	92	93	94	95	96	97	98
Masters Tournament	CUT														
U.S. Open		CUT	CUT			T54		T31			CUT	T56		T43	T25
British Open Championship														W/D	
PGA Championship				T28		T17	T26							T49	74
THE PLAYERS Championship		T55	T54	T20	T64	T21	T16	T27	CUT					T31	CUT

## CHRIS PERRY...continued


### 1998 PGA TOUR STATISTICS

Scoring Average	70.58	(38)
Driving Distance	270.6	(89)
Driving Accuracy Percentage	70.4	(84T)
Total Driving	173	(73T)
Greens in Regulation Pct.	66.7	(52T)
Putting Average	1.746	(10T)
Sand Save Percentage	46.6	(159)
Eagles (Holes per)	192.6	(44)
Birdies Average	3.78	(13)
All-Around Ranking	489	(30)

### MISCELLANEOUS STATISTICS

Scoring Average Before Cut	70.67	(30T)
Scoring Average 3rd Round	70.79	(65T)
Scoring Average Final Round	71.25	(94T)
Birdies Conversion %	31.5	(19T)
Par Breakers	21.5	(11T)

1998 Low Round: 62: 1998 Greater Milwaukee Open/2  
 Career Low Round: 62: 1998 Greater Milwaukee Open/2  
 Career Largest Paycheck: \$270,000: 1998 B.C. Open/1



## KENNY PERRY

**EXEMPT STATUS:** 58th on 1998 money list  
**FULL NAME:** James Kenneth Perry  
**HEIGHT:** 6' 1"  
**BIRTHDATE:** August 10, 1960  
**WEIGHT:** 190  
**BIRTHPLACE:** Elizabethtown, KY  
**RESIDENCE:** Franklin, KY; plays out of Franklin CC  
**FAMILY:** Wife, Sandy; Lesslye (5/20/84), Justin (11/23/85), Lindsey (4/27/88)  
**COLLEGE:** Western Kentucky University  
**SPECIAL INTERESTS:** Restoring old cars, all sports  
**TURNED PROFESSIONAL:** 1982  
**Q SCHOOL:** Fall 1986

**TOUR VICTORIES (3):** 1991 Memorial Tournament. 1994 New England Classic. 1995 Bob Hope Chrysler Classic

**BEST 1998 FINISHES:** 3--Quad City Classic; T6--MasterCard Colonial; T9--Canon Greater Hartford Open; T10--MCI Classic, PGA Championship

**1998 SEASON:** Rebounded from sub-standard 1997 season to finish with fourth-highest earnings total of his career...entered 25 tournaments and finished in the top 10 in five...earned first top-10 since T10 at 1997 Quad City Classic with T10 at MCI Classic...rounds of 68-65-69-70 produced MasterCard Colonial T6...stood two strokes off 36-hole lead at Colonial CC...third top-10 came at Canon Greater Hartford Open, where rounds of 65-69-67-68 produced T9...posted second consecutive top-10 at Quad City Classic...shot 65-65-67-68 at Oakwood CC, good for third-place finish that was his best since playoff loss at 1996 PGA Championship...stood one stroke off 36-hole lead and was two back after 54...final top-10 performance came at PGA Championship, where he finished T10...finished third on TOUR with an average of one eagle every 98.4 holes.

**CAREER HIGHLIGHTS:** Claimed first TOUR victory at 1991 Memorial Tournament...moved into lead with then-course-record 9-under-par 63...was forced into playoff when Hale Irwin shot 65-66 on weekend...birdied first extra hole for victory...shot closing 65 at Pleasant Valley to win 1994 New England Classic by one stroke over David Feherty...win helped him to 26th on money list and first trip to TOUR Championship...1995 season highlighted by February stretch that featured T3 at AT&T Pebble Beach National Pro-Am, victory at Bob Hope Chrysler Classic and T2 at Nissan Open...led all three tournaments entering final round...1996 brought nearly \$1 million in earnings and 13th spot on money list with nine top-10 finishes, including a second, one third, two fourths and a fifth...nearly won PGA Championship at Valhalla Golf Club in hometown of Kentucky...took lead with course-record opening 66, followed with 72-71 to fall four back with 18 to play...fired 34 on front nine Sunday to take slim lead, but bogey-6 on final hole left him at 11-under-par 277...Mark Brooks forced playoff with closing birdie and won with birdie on 18 after Perry took four strokes to reach green...\$260,000 runner-up check largest of career.

**PERSONAL:** Took up golf at age seven with encouragement from his father, who spent hours teeing balls up for him...member of Western Kentucky University Hall of Fame...designed and built County Creek Golf Course, a public course that opened in April 1995 in hometown of Franklin, KY.

### CAREER SUMMARY

### PLAYOFF RECORD: 1-1

Year	Events Played	Cuts Made	1st	2nd	3rd	Top 10	Top 25	Earnings	Rank
1984	1								
1985	1								
1987	26	15				1	5	\$107,239	93
1988	32	20				3	7	\$139,421	85

## KENNY PERRY...continued

### CAREER SUMMARY...continued

Year	Events Played	Cuts Made	1st	2nd	3rd	Top 10	Top 25	Earnings	Rank
1989	26	15		1		3	7	\$202,099	70
1990	23	17		1		2	9	\$279,881	50
1991	24	16	1			3	7	\$368,784	44
1992	25	17				3	9	\$190,455	81
1993	29	18				3	8	\$196,863	88
1994	30	22	1	1		4	10	\$585,941	26
1995	25	21	1	1	1	5	13	\$773,388	21
1996	25	17		1	1	9	13	\$925,079	13
1997	26	17				2	8	\$270,081	90
1998	25	16			1	5	7	\$487,551	58
Total	319	211	3	5	3	43	103	\$4,526,783	56

1999 PGA TOUR CHARITY TEAM: John Deere Classic

### TOP TOURNAMENT SUMMARY

YEAR	88	89	90	91	92	93	94	95	96	97	98
Masters Tournament					CUT			T12	CUT	CUT	
U.S. Open		T55				T25		CUT	T50	CUT	
British Open Championship				CUT							
PGA Championship		T51	T49	77			T55	T49	2	T23	T10
THE PLAYERS Championship	33	T21	T56	T57	W/D	T65	T62	T55	T4	CUT	CUT
THE TOUR Championship							T26	T20	4		

NATIONAL TEAMS: The Presidents Cup, 1996


### 1998 PGA TOUR STATISTICS

Scoring Average	70.45	(35T)
Driving Distance	280.4	(18)
Driving Accuracy Percentage	67.5	(120T)
Total Driving	138	(33)
Greens in Regulation Pct.	66.5	(56T)
Putting Average	1.772	(55T)
Sand Save Percentage	40.3	(185)
Eagles (Holes per)	98.4	(3)
Birdies Average	3.60	(37T)
All-Around Ranking	509	(34)

### MISCELLANEOUS STATISTICS

Scoring Average Before Cut	70.38	(16T)
Scoring Average 3rd Round	70.35	(35)
Scoring Average Final Round	70.13	(14)
Birdies Conversion %	30.0	(54T)
Par Breakers	21.0	(25T)

1998 Low Round: 65: 4 times, most recent 1998 Quad City Classic/2  
 Career Low Round: 62: 1995 Nissan Open/2  
 Career Largest Paycheck: \$260,000: 1996 PGA Championship/2



## LEE PORTER

EXEMPT STATUS: 95th on 1998 money list

FULL NAME: Lee McGehee Porter IV

HEIGHT: 5' 9"

BIRTHDATE: March 26, 1966

RESIDENCE: Greensboro, NC; plays out of Greensboro CC

FAMILY: Wife, Michelle; Lee McGehee V (11/2/98)

COLLEGE: Guilford College (Business Management/Accounting, 1989)

SPECIAL INTERESTS: Photography, fishing, travelling

TURNED PROFESSIONAL: 1989

WEIGHT: 165

BIRTHPLACE: Greensboro, NC

Q SCHOOL: 1992

BEST PGA TOUR FINISH: 3--1998 Greater Vancouver Open

BEST NIKE TOUR FINISH: T2--1996 NIKE Miami Valley Open

BEST 1998 PGA TOUR FINISH: 3--Greater Vancouver Open

1998 SEASON: Parlayed third-place finish at 1997 PGA TOUR Qualifying Tournament into solid season that was, by far, the best of his career...entered 30 TOUR events and made 17 cuts...earnings of \$325,415 brought 95th-place finish on money list...best

## LEE PORTER...continued

previous TOUR season was 1997, when he earned \$62,136 and finished 196th in money won...had one top-10 finish and five top-25s...closing 66 helped produce Greater Vancouver Open third-place finish, his best on TOUR...opened with rounds of 67-67-71 at Northview G&CC...best previous TOUR finish was T7 at 1997 United Airlines Hawaiian Open...next best finishes were T12 at FedEx St. Jude Classic and T16 at Las Vegas Invitational...missed cut in eight of first 14 starts, then made cut at 11 of final 16 appearances...eighth on TOUR in driving accuracy with 78.0 percent.

**CAREER HIGHLIGHTS:** Earned PGA TOUR membership for 1997 by virtue of an eighth-place finish on 1996 NIKE TOUR money list with \$108,030...recorded career-best NIKE TOUR finish when he tied for second at 1996 NIKE Miami Valley Open...T3 at 1996 NIKE TOUR Championship vaulted him from 15th place on the money list to the TOUR...a world traveler of sorts who played on the Asian Tour from 1990-92 and again from 1994-96...finished fourth on 1994 Asian Tour Order of Merit...member of Canadian Tour in 1990-91 and South American Tour in 1991...member of PGA European Tour in 1993 and 1996...also played on the Japanese Tour...winner of 1991 Venezuelan Open...won 1989 North and South Amateur and Cardinal Amateur...entered 32 PGA TOUR events in 1997, finishing in the money in seven with one top-10 finish (T7 at United Airlines Hawaiian Open)...third at 1997 PGA TOUR Qualifying Tournament.

**PERSONAL:** Started playing golf at age 13 because he needed something to do while his mother played tennis...would play three holes while mom was on the courts...website is [www.leeporter.com](http://www.leeporter.com).

CAREER SUMMARY				PLAYOFF RECORD: 0-0					
Year	Events Played	Cuts Made	1st	2nd	3rd	Top 10	Top 25	Earnings	Rank
1989(Am.)	1								
1990	1	1						\$2,255	266
1992	1								
1993	19	6						\$14,908	229
1994	1	1						\$4,256	283
1995	1								
1996	1								
1997	32	8				1	1	\$62,136	196
1998	30	17			1	1	5	\$325,415	95
Total	87	33			1	2	6	\$408,969	310

NIKE TOUR CAREER SUMMARY									
Year	Events Played	Cuts Made	1st	2nd	3rd	Top 10	Top 25	Earnings	Rank
1992	16	6				3	4	\$17,562	72
1993	2	1						\$720	232
1995	17	9				3	4	\$22,602	84
1996	25	23		1	2	7	14	\$108,030	8
Total	60	39		1	2	13	22	\$148,914	
COMBINED TOTAL MONEY:								\$557,883	

1999 PGA TOUR CHARITY TEAM: Reno-Tahoe Open

### PGA TOUR TOP TOURNAMENT SUMMARY

YEAR 98  
U.S. Open T32

### 1998 PGA TOUR STATISTICS

Scoring Average ----- 71.22 (98)  
Driving Distance ----- 259.1 (177)  
Driving Accuracy Percentage -- 78.0 (8T)  
Total Driving ----- 185 (94)  
Greens in Regulation Pct. ----- 66.1 (70T)  
Putting Average ----- 1.793 (113T)  
Sand Save Percentage ----- 58.9 (18T)  
Eagles (Holes per) ----- 546.0 (153)  
Birdies Average ----- 3.15 (130T)  
All-Around Ranking ----- 767 (108)

### MISCELLANEOUS STATISTICS

Scoring Average Before Cut ----- 71.39 (103T)  
Scoring Average 3rd Round ----- 72.00 (155T)  
Scoring Average Final Round ----- 71.06 (71T)  
Birdies Conversion % ----- 26.5 (152T)  
Par Breakers ----- 17.7 (135T)

1998 Low Round: 65: 1998 Las Vegas Invitational/2  
Career Low Round: 65: 1998 Las Vegas Invitational/2  
Career Largest Paycheck: \$136,000: 1998 Greater Vancouver Open/3



## Nick Price

**EXEMPT STATUS:** Winner, 1994 PGA Championship (through 2004)

**FULL NAME:** Nicholas Raymond Leige Price

**HEIGHT:** 6' 0"

**BIRTHDATE:** January 28, 1957

**RESIDENCE:** Hobe Sound, FL; plays out of The Medalist

**FAMILY:** Wife, Sue; Gregory (8/9/91), Robyn Frances (8/5/93), Kimberly Rae (9/9/96)

**SPECIAL INTERESTS:** Water skiing, tennis, fishing, flying

**TURNED PROFESSIONAL:** 1977

**WEIGHT:** 190

**BIRTHPLACE:** Durban, South Africa

**Q SCHOOL:** 1982

**TOUR VICTORIES (16):** 1983 World Series of Golf, 1991 GTE Byron Nelson Classic, Canadian Open, 1992 PGA Championship, H-E-B Texas Open, 1993 THE PLAYERS Championship, Canon Greater Hartford Open, Sprint Western Open, Federal Express St. Jude Classic, 1994 Honda Classic, Southwestern Bell Colonial, Motorola Western Open, PGA Championship, Bell Canadian Open, 1997 MCI Classic, 1998 FedEx St. Jude Classic

**INTERNATIONAL VICTORIES (23):** 1979 Asseng Invitational (SAf), 1980 Canon European Masters (Eur), 1981 Italian Open (Eur), South African Masters (SAf), 1982 Vaals Reef Open (SAf), 1985 Trophée Lancome (Eur), ICL International (SAf), 1989 West End South Australian Open (Aus), 1992 Air New Zealand/Shell Open (Aus), 1993 ICL International (SAf), Sun City Million Dollar Challenge (SAf), 1994 British Open (Eur), ICL International (Afr), 1995 Alfred Dunhill Challenge (SAf), Hassan II Golf Trophy (Morocco), Zimbabwe Open (SAf), 1997 Dimension Data Pro-Am (Eur), Alfred Dunhill South African PGA (Eur), Zimbabwe Open (SAf), Million Dollar Challenge (SAf), 1998 Dimension Data Pro-Am (SAf), Zimbabwe Open (SAf), Million Dollar Challenge (SAf).

**BEST 1998 FINISHES:** 1--FedEx St. Jude Classic; 4--U.S. Open; T4--Mercedes Championships, PGA Championship; T6--MCI Classic; T8--THE PLAYERS Championship.

**1998 SEASON:** Went over \$1 million for the fifth time in his PGA TOUR career and for the second year in a row...earned 16th PGA TOUR title and 15th in decade of the '90s by making birdie on second playoff hole at TPC at Southwind to defeat Jeff Sluman and win FedEx St. Jude Classic...entering the current season, his 1990s victories total was tops on TOUR, three better than Davis Love III, Phil Mickelson and Mark O'Meara, each of whom had won 12 times...shared lead after each of first three rounds, then closed with 66 to tie Sluman...made up two strokes with three holes remaining by making eagle on par-5 16th hole, third time in four days he eagled that hole...got off to strong start at Mercedes Championships, where he stood one stroke off first- and second-round leads and was two back after 54 holes...finished in fourth place, four strokes behind winner Phil Mickelson...rounds of 71-72-70-70 produced PLAYERS Championship T8...with rounds of 67-69-70-72, finished T6 in defense of MCI Classic title...shot 73-68-71-73 to finish fourth in U.S. Open...closing 65 that tied Sahalee CC course record produced PGA Championship T4...won third Million Dollar Challenge in December...member of victorious International Presidents Cup Team.

**CAREER HIGHLIGHTS:** Had one of the most prolific years ever on TOUR in 1994...captured six titles, including the British Open and PGA Championship...one of only three players in the 1990s to win two major titles in the same season, joining Nick Faldo in 1990 and followed by Mark O'Meara in 1998...one of only six players since 1945 to capture consecutive majors (Ben Hogan, Jack Nicklaus, Arnold Palmer, Lee Trevino, Tom Watson)...in British Open at Turnberry, played final three holes eagle-birdie-par to make up two-stroke deficit to Jesper Parnevik...took five-stroke lead at PGA Championship at Southern Hills with second-round 65, then cruised to six-stroke win over Corey Pavin...while victory eluded him in 1995 and 1996, had five top-10 finishes each year and finished 30th and 50th, respectively, on the money list...returned to the Nick Price form that golf fans are familiar with when, in 1997, he captured the MCI Classic...climbed back into top 20 on money list for first time since 1994...the second of only three wire-to-wire winners on TOUR in 1997...finished second at Doral-Ryder Open, third at Phoenix Open, T3 Kemper Open, T5 BellSouth Classic and FedEx St. Jude Classic, T9 NEC World Series of Golf, 10th at Sprint International...posted four wins in 1993, including a five-stroke victory at THE PLAYERS Championship...later that year won three consecutive starts: Canon Greater Hartford Open, Sprint Western Open and Federal Express St. Jude Classic...David Duval matched his three wins in consecutive starts string to conclude 1997 season...1993-94 PGA TOUR Player of the Year...three-time member of International Team in Presidents Cup competition.

**PERSONAL:** Published *The Swing* in 1997...born in South Africa, moved to Rhodesia (now Zimbabwe) at an early age...parents were British citizens, and he carries a British passport.

CAREER SUMMARY				PLAYOFF RECORD: 3-2					
Year	Events Played	Cuts Made	1st	2nd	3rd	Top 10	Top 25	Earnings	Rank
1983	21	14	1			2	5	\$49,435	104
1984	19	15			1	4	6	\$109,480	66
1985	20	14				2	5	\$96,069	80
1986	25	17		1		6	11	\$225,373	35
1987	25	19		1		7	14	\$334,169	28
1988	24	20		1		4	10	\$266,300	42
1989	27	22			1	7	12	\$296,170	42
1990	28	22		2	1	6	13	\$520,777	22
1991	23	18	2			9	11	\$714,389	7
1992	26	24	2	1	2	13	19	\$1,135,773	4



## NICK PRICE...continued

### CAREER SUMMARY

PLAYOFF RECORD: 3-2

Year	Events Played	Cuts Made	1st	2nd	3rd	Top 10	Top 25	Earnings	Rank
1993	18	17	4	2		8	12	\$1,478,557	1
1994	19	14	5	1		8	10	\$1,499,927	1
1995	18	15		1	1	5	11	\$611,700	30
1996	15	12			2	5	7	\$402,467	50
1997	16	15	1	1	2	8	14	\$1,053,845	17
1998	18	15	1			6	9	\$1,019,404	26
Total	342	273	16	11	10	100	169	\$9,813,834	6

1999 PGA TOUR CHARITY TEAM: Sony Open in Hawaii

### TOP TOURNAMENT SUMMARY

YEAR	78	80	81	82	83	84	85	86	87	88	89	90	91	92	93
Masters Tournament						CUT		5	T22	T14	CUT		T49	T6	CUT
U.S. Open					T48		CUT		T17	T40	CUT		T19	T4	T11
British Open Championship	T39	T28	T23	T2	CUT	T44	CUT		T8	2	CUT	T25	T45	T51	T6
PGA Championship					T67	T54	5	CUT	T10	T17	T46	T63		1	T31
THE PLAYERS Championship						7	T22	T58	T24	DQ	CUT	T16	T9	8	1
THE TOUR Championship									T5			5	T5	T13	T18

### TOP TOURNAMENT SUMMARY

YEAR	94	95	96	97	98
Masters Tournament	T35	CUT	T18	T24	CUT
U.S. Open	CUT	T13		T19	4
British Open Championship	1	T40	T44	CUT	T29
PGA Championship	1	T39	T8	T13	T4
THE PLAYERS Championship	CUT	T37	T48	T24	T8
THE TOUR Championship	T20	30		T26	30

NATIONAL TEAMS: World Cup, 1993; Dunhill Cup (6), 1993, 1994, 1995, 1996, 1997, 1998; The Presidents Cup (3), 1994, 1996, 1998

### 1998 PGA TOUR STATISTICS

Scoring Average	69.64	(6)
Driving Distance	273.9	(53)
Driving Accuracy Percentage	75.9	(19)
Total Driving	72	(5)
Greens in Regulation Pct.	65.5	(89T)
Putting Average	1.792	(107T)
Sand Save Percentage	52.1	(91T)
Eagles (Holes per)	124.0	(6)
Birdies Average	2.97	(166)
All-Around Ranking	537	(39)


### MISCELLANEOUS STATISTICS

Scoring Average Before Cut	70.97	(56)
Scoring Average 3rd Round	70.79	(65T)
Scoring Average Final Round	70.50	(27T)
Birdies Conversion %	26.0	(163T)
Par Breakers	17.3	(148T)

1998 Low Round: 65: 2 times, most recent 1998 PGA Championship/4

Career Low Round: 62: 2 times, most recent 1992 H.E.B. Texas Open/2

Career Largest Paycheck: \$450,000: 1993 THE PLAYERS Championship/1



## TOM PURTZER

EXEMPT STATUS: Winner, 1991 NEC World Series of Golf (through 2001)

FULL NAME: Thomas Warren Purtzer

HEIGHT: 6' 0"

WEIGHT: 200

BIRTHDATE: December 5, 1951

BIRTHPLACE: Des Moines, IA

RESIDENCE: Scottsdale, AZ

FAMILY: Wife, Lori; Laura (7/3/80); Ashley (12/5/83); Eric (11/5/85); Liza Jane (2/10/96); twins Jay Warren and Jennifer Ann (5/7/98)

COLLEGE: Arizona State University (1973, Business)

SPECIAL INTERESTS: All sports, music, auto racing

TURNED PROFESSIONAL: 1973

Q SCHOOL: Spring 1975

TOUR VICTORIES (5): 1977 Glen Campbell-Los Angeles Open. 1984 Phoenix Open. 1988 Gatlin Brothers-Southwest Classic. 1991 Southwestern Bell Colonial, NEC World Series of Golf

BEST 1998 FINISH: T4--National Car Rental Golf Classic/Disney.

## TOM PURTZER...continued

**1998 SEASON:** A disappointing year for the five-time PGA TOUR winner, who was slowed by back problems much of the season...earnings total of \$101,989, while his 13th consecutive season over \$100,000, was his lowest since 1985 (\$49,979)...181st-place money-list finish his lowest in a full season...made cut in just four of 16 starts...best performance of year came in his final event, at the National Car Rental Golf Classic at Walt Disney World Resort...rounds of 69-68-72-67 produced T4 finish, only top-10 of season and best finish since T4 at 1997 Nissan Open (also his lone top-10 of that season)...second-best finish came at weather-delayed AT&T Pebble National Pro-Am, where he finished T37.

**CAREER HIGHLIGHTS:** Five career TOUR victories in 24-year career include two in 1991...NEC World Series of Golf win that season earned a 10-year exemption that expires one year before his 50th birthday in 2001...best finish since World Series victory was second at 1996 Michelob Championship at Kingsmill...began final round at NEC WSOG three strokes off the lead, but closing 71 earned spot in playoff with Davis Love III and Jim Gallagher, Jr...won with par on second extra hole...played in 23 events in 1997, making 11 cuts...had one top-10, Nissan Open T4 produced by rounds of 67-71-69-70—277 at Riviera CC...won first TOUR title at Riviera 20 years before...cracked top-25 twice following Nissan, with T24 at THE PLAYERS Championship and 21st at Sprint International...made up four-stroke deficit at 1991 Southwestern Bell Colonial with closing 64, good for three-stroke victory...other wins came at 1977 Glen Campbell-Los Angeles Open; 1984 Phoenix Open and 1988 Gatlin Brothers-Southwest Classic...won 1986 JCPenney Mixed Team Classic with Juli Inkster, 1991 Shark Shootout with Lanny Wadkins and 1993 Fred Meyer Challenge with Steve Elkington.

**PERSONAL:** Married wife Lori on Maui during 1994 Lincoln-Mercury Kapalua International...has been described as having "sweetest" swing on TOUR...brother Paul played TOUR in 1970s and early 1980s...close friend of former Milwaukee Brewers great Robin Yount and country singer Vince Gill.

CAREER SUMMARY				PLAYOFF RECORD: 2-0					
Year	Events Played	Cuts Made	1st	2nd	3rd	Top 10	Top 25	Earnings	Rank
1974	1	1			1	1	1	\$545	
1975	9	5						\$2,093	193
1976	21	13		1	1	2	7	\$26,683	91
1977	32	14	1		1	4	7	\$79,337	36
1978	31	24				6	12	\$58,618	55
1979	31	25		1		5	16	\$113,270	30
1980	29	18		2		5	10	\$118,185	34
1981	30	24			3	6	13	\$122,812	27
1982	29	25				4	15	\$100,118	37
1983	27	20				4	12	\$103,261	55
1984	29	20	1			2	10	\$164,244	39
1985	26	18					3	\$49,979	119
1986	31	26				10	17	\$218,280	37
1987	26	21				1	8	\$123,287	85
1988	24	17	1			3	7	\$197,740	57
1989	24	16				2	7	\$154,868	88
1990	24	15			1	3	10	\$285,176	49
1991	25	19	2	1		4	11	\$750,568	4
1992	25	18				1	6	\$166,722	93
1993	21	10				1	5	\$107,570	136
1994	22	13			1	2	7	\$187,307	94
1995	19	12					4	\$120,717	144
1996	23	18		1	1	3	8	\$396,444	51
1997	23	11				1	3	\$161,393	133
1998	16	4				1	1	\$101,989	181
Total	598	407	5	6	8	70	199	\$3,910,659	64

### TOP TOURNAMENT SUMMARY

YEAR	76	77	78	79	80	81	82	83	84	85	86	87	88	89	90
Masters Tournament			T37		32				T25	CUT				T24	T45
U.S. Open		T44	4	T24	8	CUT	CUT	CUT	T16			T68			
British Open Championship								T4	CUT						
PGA Championship			T54		CUT	T19	T16	CUT	CUT		CUT	T47	CUT	T53	T31
THE PLAYERS Championship		T59			CUT	T19	CUT	T19	T41	T40	T48	T9	T45	T55	T3

### TOP TOURNAMENT SUMMARY (cont.)

YEAR	91	92	93	94	95	96	97	98
Masters Tournament		T61						
U.S. Open		T37	T33			T32		
British Open Championship							T62	
PGA Championship		T32	T21			CUT		
THE PLAYERS Championship		CUT	CUT	CUT	CUT	T62	T24	CUT
THE TOUR Championship		29						

## TOM PURTZER...continued

**NATIONAL TEAMS:** U.S. vs. Japan, 1979 (medalist); Four Tours Championship, 1991

### 1998 PGA TOUR STATISTICS

Scoring Average	72.53	(N/A)
Driving Distance	278.4	(N/A)
Driving Accuracy Percentage	68.8	(N/A)
Total Driving		(N/A)
Greens in Regulation Pct.	66.5	(N/A)
Putting Average	1.847	(N/A)
Sand Save Percentage	48.5	(N/A)
Eagles (Holes per)	315.0	(N/A)
Birdies Average	2.94	(N/A)

### MISCELLANEOUS STATISTICS

Scoring Average Before Cut	72.66	(N/A)
Scoring Average 3rd Round	71.75	(N/A)
Scoring Average Final Round	70.33	(N/A)
Birdies Conversion %	24.6	(N/A)
Par Breakers	16.7	(N/A)
1998 Low Round:	67:	1998 National Car Rental Golf Classic/Disney/4
Career Low Round:	62:	1988 Seiko Tucson/2
Career Largest Paycheck:	\$216,000:	2 times, most recent 1991 NEC World Series of Golf/1



## MIKE REID

**EXEMPT STATUS:** 123rd on 1998 money list

**FULL NAME:** Michael Daniel Reid

**HEIGHT:** 5' 11"

**BIRTHDATE:** July 1, 1954

**RESIDENCE:** Provo, UT

**FAMILY:** Wife, Randolyn; Brendalyn (2/3/81), Lauren Michelle (8/14/83), Michael Daniel (10/2/86), Clarissa Ann (5/27/90), John William (9/29/93); Hannah Jo (5/7/97)

**COLLEGE:** Brigham Young University

**SPECIAL INTERESTS:** Snow skiing, family activities, fishing

**TURNED PROFESSIONAL:** 1976

**WEIGHT:** 160

**BIRTHPLACE:** Bainbridge, MD

**Q SCHOOL:** Fall 1976

**TOUR VICTORIES (2):** 1987 Seiko Tucson Open. 1988 NEC World Series of Golf

**INTERNATIONAL VICTORIES (1):** 1990 Casio World Open (Jpn)

**BEST 1998 FINISHES:** T4--United Airlines Hawaiian Open, Westin Texas Open.

**1998 SEASON:** Two top-10 finishes highlighted season in which he squeaked into top 125 one year after his 10-year exemption for winning 1988 NEC World Series of Golf had expired...finished No. 123 on money list...after missing first three cuts of season, rebounded at United Airlines Hawaiian Open, where he was part of the three-man playoff won by Paul Stankowski in 1997...rounds of 65-68-69-67 placed him T4, nine strokes behind John Huston's tournament-record 260...fired a final-round 62 to set a LaCantera GC course record and finish T4 at Westin Texas Open...San Antonio finish brought \$66,938 payday, which lifted him from 144th to 113th on money list...lived up to nickname "Radar" in driving accuracy stats category (74%).

**CAREER HIGHLIGHTS:** First victory came in 11th year on TOUR...pulled away with closing 67 at 1987 Seiko Tucson Open...four-stroke victory earned place in NEC World Series of Golf, which he won in playoff with Tom Watson...par on first extra hole earned 10-year PGA TOUR exemption...win helped him to best earnings year with \$533,343, 15th on money list...enjoyed best year on TOUR since 1990 in 1997...made 15 of 25 cuts and had three top-10 finishes, his most since 1990...came close to first victory since 1988 NEC World Series of Golf with his playoff loss at Hawaiian Open...shot 62 to share first-round lead at Waialae CC, slipped with second-round 72, but took lead with third-round 66...headed into final round with one-stroke edge over Paul Stankowski, then shot Sunday 71, leading to playoff with Jim Furyk and Stankowski...eliminated with bogey on first extra hole...was his first runner-up finish on TOUR since 1990 Kmart Greater Greensboro Classic...other top-10 finishes in 1997 came at Tucson Chrysler Classic (T10) and Las Vegas Invitational (T6)...won driving accuracy title in 1980, first year official statistics were kept...1983 and 1985 Utah Open Champion...1974 and 1975 All-American at Brigham Young University.

**PERSONAL:** Earned nickname "Radar" for his accuracy off tee...brother Bill is Regional Director of Operations for PGA TOUR's Tournament Players Clubs in Florida.

### PGA TOUR CAREER SUMMARY

### PLAYOFF RECORD: 1-3

Year	Events Played	Cuts Made	1st	2nd	3rd	Top 10	Top 25	Earnings	Rank
1976 (Am.)	1	1							
1977	35	24				2	8	\$26,314	91
1978	27	16		1		2	4	\$37,420	80
1979	31	25			1	1	13	\$64,046	
1980	28	27			4	13	16	\$206,097	9
1981	26	19			1	5	12	\$93,037	44
1982	26	22			1	3	9	\$80,167	52
1983	24	17				4	10	\$99,135	58
1984	26	22			2	4	12	\$134,672	49

## MIKE REID...continued

### PGA TOUR CAREER SUMMARY

### PLAYOFF RECORD: 1-3

Year	Events Played	Cuts Made	1st	2nd	3rd	Top 10	Top 25	Earnings	Rank
1985	26	22		2		3	11	\$169,871	40
1986	25	20			1	3	10	\$135,143	66
1987	30	20	1			6	13	\$365,334	24
1988	23	18	1	1	1	5	10	\$533,343	15
1989	22	17		1	1	7	9	\$401,665	28
1990	19	14		1		3	5	\$249,148	60
1991	20	15				2	5	\$152,678	98
1992	25	15			1	1	3	\$121,376	117
1993	5	1						\$5,125	270
1994	22	13				2	6	\$154,441	119
1995	23	9				2	2	\$102,809	159
1996	23	14				1	4	\$161,284	134
1997	25	15		1		3	6	\$325,551	73
1998	26	13				2	3	\$238,505	123
Total	539	379	2	7	13	74	171	\$3,857,161	66

### TOP TOURNAMENT SUMMARY

YEAR	76	77	78	79	80	81	82	83	84	85	86	87	88	89	90
Masters Tournament						CUT							CUT	6	CUT
U.S. Open	T50			T25	T6		CUT	T43	T52	T23	T24	CUT	CUT	CUT	T33
British Open Championship													CUT	T61	T39
PGA Championship					T55		T42	T9	T14	T70	T41	T47	64	T2	T45
THE PLAYERS Championship	T71	T57	T35	T5	CUT	T27	CUT	CUT	T40	CUT	T15	2	T29	T46	
THE TOUR Championship												16	T8	30	

### TOP TOURNAMENT SUMMARY (cont.)

YEAR	91	92	93	94	95	96	97	98
U.S. Open	T26	CUT					CUT	T49
PGA Championship						CUT		
British Open Championship	T26							
THE PLAYERS Championship		CUT	T67	CUT	CUT	T65	T62	CUT

NATIONAL TEAMS: World Cup, 1980; Kirin Cup, 1988

### 1998 PGA TOUR STATISTICS

Scoring Average	71.59	(130T)
Driving Distance	256.0	(184)
Driving Accuracy Percentage	74.0	(33)
Total Driving	217	(139T)
Greens in Regulation Pct.	65.1	(97T)
Putting Average	1.788	(96T)
Sand Save Percentage	49.6	(121T)
Eagles (Holes per)	702.0	(170)
Birdies Average	3.08	(146T)
All-Around Ranking	977	(148)

### MISCELLANEOUS STATISTICS

Scoring Average Before Cut	71.76	(133T)
Scoring Average 3rd Round	72.33	(169T)
Scoring Average Final Round	71.31	(101)
Birdies Conversion %	26.3	(157T)
Par Breakers	17.2	(154T)

1998 Low Round: 62: 1998 Westin Texas Open/4  
 Career Low Round: 62: 2 times, most recent 1998 Westin Texas Open/4  
 Career Largest Paycheck: \$162,000: 1988 World Series Of Golf/1



## LARRY RINKER

EXEMPT STATUS: 120th on 1998 money list

FULL NAME: Lawrence Ronnie Rinker

HEIGHT: 5' 9"

WEIGHT: 155

BIRTHDATE: July 20, 1957

BIRTHPLACE: Stuart, FL

RESIDENCE: Winter Park, FL

FAMILY: Wife, Jan; Devon Lyle (11/15/88), Trevor William (2/12/91), Morgan Elizabeth (6/4/92)

COLLEGE: University of Florida

SPECIAL INTERESTS: Guitar, jazz, music, sports

TURNED PROFESSIONAL: 1979

Q SCHOOL: Spring 1981, 1982, 1983, 1996

BEST CAREER FINISH: 1--1985 JCPenney Classic (unofficial); 2--1984 USF&G Classic; T2--1985 Bing Crosby National Pro-Am

BEST 1998 FINISHES: T12--CVS Charity Classic, National Car Rental Golf Classic/Disney

1998 SEASON: Played well when the pressure was on, making his final three cuts in order to gain the top 125...fully exempt status came down to his final start at the National Car Rental Golf Classic at Walt Disney World Resort, where T12 finish brought

## LARRY RINKER...continued

him \$42,000 and 120th place on money list with \$240,743, highest total of his career...cleared exempt-status hurdle by \$16,643...finished T33 and T36 at events immediately preceding Disney, Michelob Championship at Kingsmill and Las Vegas Invitational, to earn a combined \$18,649 that put him within striking distance of top 125...season's best finishes were T12s that came at CVS Charity Classic and Disney...at CVS, rounds of 67-69-71-66 produced a paycheck worth \$31,500...at Walt Disney World, made up for a second-round 75 with closing rounds of 67-68...struggled at mid-season, missing seven cuts in a row from MCI Classic through Buick Classic...rebounded at year's end, making eight of final nine cuts and 10 of last 12.

**CAREER HIGHLIGHTS:** Lone TOUR-related victory came in 1985 at unofficial JCPenney/Mixed Team Classic with sister Laurie, a member of LPGA Tour...has pair of career second-place finishes: second at 1984 USF&G Classic and T2 at 1985 Bing Crosby National Pro-Am...also in 1985, finished third in Tournament Players Championship (now THE PLAYERS Championship) for his largest payday to date, \$61,200...led PGA TOUR in eagles that year with 14...conclusion of 1997 season similar to 1998...started Las Vegas Invitational 125th on money list, on the bubble to retain his playing privileges...opened LVI with rounds of 66-69-75...on weekend, shot 70-71 to finish T23...\$16,560 paycheck lifted him to 124th place on money list with \$188,281, third highest total of career...began 1997 with impressive numbers, shooting 63 in his first round of season at Bob Hope Chrysler Classic...was in field as sponsor's exemption...nine-under-par score, his lowest round of year, earned one-stroke lead over Steve Jones and Mark Calcavecchia...added second-round 68 to share lead with Calcavecchia at 13-under...followed with rounds of 72-70-66 for 339 total and T9 finish...other top-10 finish of 1997 came at Shell Houston Open (T8)...won 1978 Southeastern Conference Championship.

**PERSONAL:** Brother Lee a member of PGA TOUR and sister Laurie a member of LPGA Tour...an accomplished guitar player who often can be seen on stage with bands playing at TOUR events.

PGA TOUR CAREER SUMMARY							PLAYOFF RECORD: 0-0		
Year	Events Played	Cuts Made	1st	2nd	3rd	Top 10	Top 25	Earnings	Rank
1980	2								
1981	11	4						\$2,279	226
1982	27	13				1	5	\$26,993	133
1983	29	18					4	\$31,394	128
1984	25	19		1		3	9	\$116,494	60
1985	30	24		1	2	6	10	\$195,390	30
1986	32	18				2	8	\$80,635	106
1987	30	20				2	3	\$72,173	123
1988	29	21				1	9	\$125,471	95
1989	26	17				2	6	\$109,305	117
1990	30	18					6	\$132,442	117
1991	26	13				2	3	\$115,956	127
1992	24	17				3	5	\$163,954	94
1993	28	11				2	4	\$130,613	118
1994	28	10					1	\$47,435	192
1995	8	2						\$9,975	258
1996	10	4						\$12,770	263
1997	33	15				2	4	\$188,281	124
1998	31	17					5	\$240,743	120
Total	459	261		2	2	26	82	\$1,802,305	149

NIKE TOUR SUMMARY									
Year	Events Played	Cuts Made	1st	2nd	3rd	Top 10	Top 25	Earnings	Rank
1995	11	5				1	3	\$12,367	109
1996	9	3					1	\$2,400	187
Total	20	8				1	4	\$14,767	
COMBINED TOTAL MONEY:								\$1,817,071	

TOP TOURNAMENT SUMMARY																		
YEAR	80	82	83	84	85	86	87	88	89	90	91	92	93	94	97	98		
Masters Tournament			CUT			CUT												
U.S. Open		CUT T15	CUT			T24					CUT T53					CUT		
British Open									CUT			T12	CUT					
PGA Championship				T59	CUT	CUT												
THE PLAYERS Championship				T54	3	T21	T65	T23	T21	CUT	T52	T21	T46	CUT		T71		

1998 PGA TOUR STATISTICS		
Scoring Average	71.25	(102T)
Driving Distance	256.5	(183)
Driving Accuracy Percentage	69.8	(93T)
Total Driving	276	(177)
Greens in Regulation Pct.	63.4	(138T)
Putting Average	1.771	(51T)
Sand Save Percentage	55.3	(45T)
Eagles (Holes per)	209.3	(54T)
Birdies Average	3.40	(78T)
All-Around Ranking	744	(99T)

MISCELLANEOUS STATISTICS		
Scoring Average Before Cut	71.03	(61T)
Scoring Average 3rd Round	71.41	(119)
Scoring Average Final Round	71.53	(120)
Birdies Conversion %	29.8	(59T)
Par Breakers	19.4	(73T)
1998 Low Round: 65: 1998 Phoenix Open/1		
Career Low Round: 62: 1982 Tallahassee Open/1		
Career Largest Paycheck: \$61,200: 1985 Tournament Players Championship/3		





## LEE RINKER

**EXEMPT STATUS:** 110th on 1998 money list

**FULL NAME:** Lee Cross Rinker

**HEIGHT:** 6' 0"

**BIRTHDATE:** November 10, 1960

**RESIDENCE:** Beavercreek, OH

**FAMILY:** Wife, Molly; Lee, Jr. (7/21/95), Abigail Rose (4/17/97)

**COLLEGE:** University of Alabama

**SPECIAL INTERESTS:** Music, Sports

**TURNED PROFESSIONAL:** 1983

**WEIGHT:** 185

**BIRTHPLACE:** Stuart, FL

**Q SCHOOL:** 1994

**BEST CAREER FINISH:** 2--1997 GTE Byron Nelson Classic, T2-- B.C. Open

**BEST 1998 FINISH:** T8--Freeport-McDermott Classic

**1998 SEASON:** Although unable to sustain momentum 1997 season, best of his career, had produced, still finished with earnings of \$264,164, second-best career total, and 110th-place money-list finish...top finish came at Freeport-McDermott Classic, T8 that was his lone top-10 of season...opened with rounds of 71-70-73-214, 10 strokes off lead after 54 holes...along with Mike Weir, fired a low final-round 68 to finish T8, nine strokes behind winner Lee Westwood...T15 at Doral-Ryder Open after rounds of 71-72-71-71...three other top-25 finishes came at THE PLAYERS Championship (T25), Buick Classic (T17) and B.C. Open (T25)...entered 32 tournaments, making cut in 21.

**CAREER HIGHLIGHTS:** Consistent seasons in 1995 and 1996 featured four top-10 finishes and more than \$185,000 each year...1995 highlights were T6 at Greater Milwaukee Open, T7 at Walt Disney World/Oldsmobile Classic and T9 at LaCantera Texas Open...opened 1996 Honda Classic with 64 en route to T3 finish...made 20 of 32 cuts, including streaks of five and six in a row...first full year on TOUR was 1984, when best finish was T31 at Miller High Life-Quad Cities Open...1997 was highlighted by three top-10 finishes, including two runner-up performances...the \$415,442 he won was more than his career earnings through 1996...first second-place finish of career came at GTE Byron Nelson Classic...after missing first 13 cuts of 1997 season, shot 65-63 to share second-round lead with Tiger Woods...added 69 on Saturday to trail Woods by two strokes as part of five-way tie for second...final-round 68 earned solo second, two strokes behind Woods...other runner-up finish came at B.C. Open, where he finished one stroke behind Gabriel Hjertstedt...final top-10 of 1997 was T5 at Greater Milwaukee Open...finished 12th on 1994 NIKE TOUR money list...T2 at 1994 NIKE TOUR Championship and T12 at 1994 PGA TOUR Qualifying Tournament.

**PERSONAL:** Parents raised flowers commercially, as well as producing a family of golfers...brother Larry has been a PGA TOUR member since 1981...sister Laurie Rinker-Graham has two LPGA Tour victories to her credit...Jack Nicklaus provided him encouragement, while Lee was working as a club professional in Ohio, to give competitive golf another try after his initial attempt at PGA TOUR (1984-85) was unsuccessful.

PGA TOUR CAREER SUMMARY							PLAYOFF RECORD: 0-0		
Year	Events Played	Cuts Made	1st	2nd	3rd	Top 10	Top 25	Earnings	Rank
1983(Am.)	1								
1984	17	6						\$6,002	196
1985	2	2						\$3,197	216
1991	1								
1992	1	1						\$3,000	282
1993	1	1						\$11,052	235
1995	29	18				3	5	\$187,065	96
1996	32	20			1	1	3	\$185,530	111
1997	31	17		2		3	3	\$415,442	59
1998	32	21				1	5	\$264,164	110
Total	147	86		2	1	8	16	\$1,075,452	213

NIKE TOUR SUMMARY									
Year	Events Played	Cuts Made	1st	2nd	3rd	Top 10	Top 25	Earnings	Rank
1990	1	1						\$581	274
1991	2	1				1	1	\$3,000	161
1992	4	2				1	1	\$4,456	138
1993	1								
1994	26	19		1	2	9	17	\$108,229	12
1995	2	2					2	\$5,696	152
Total	36	25		1	2	11	21	\$933,251	
COMBINED TOTAL MONEY:								\$1,197,414	

**1999 PGA TOUR CHARITY TEAM:** MCI Classic

## LEE RINKER...continued

### TOP TOURNAMENT SUMMARY

YEAR	83	85	91	92	93	96	97	98
U.S. Open	CUT	T58			T33		CUT	
PGA Championship			CUT	T56		T52	T61	T29
THE PLAYERS Championship						CUT	T5	T25

### 1998 PGA TOUR STATISTICS

Scoring Average	71.24	(100T)
Driving Distance	265.2	(150)
Driving Accuracy Percentage	73.0	(44T)
Total Driving	194	(109)
Greens in Regulation Pct.	66.2	(66T)
Putting Average	1.793	(113T)
Sand Save Percentage	45.4	(165)
Eagles (Holes per)	234.0	(70T)
Birdies Average	3.07	(149)
All-Around Ranking	857	(128)

### MISCELLANEOUS STATISTICS

Scoring Average Before Cut	71.41	(106)
Scoring Average 3rd Round	71.36	(111T)
Scoring Average Final Round	71.57	(122)
Birdies Conversion %	25.7	(170T)
Par Breakers	17.5	(145T)

1998 Low Round: 67: 4 times, most recent 1998 CVS Charity Classic/2

Career Low Round: 63: 1997 GTE Byron Nelson Classic/2

Career Largest Paycheck: \$194,400: 1997 GTE Byron Nelson Classic/2



## LOREN ROBERTS

**EXEMPT STATUS:** 1997 tournament winner (through 1999)

**FULL NAME:** Loren Lloyd Roberts

**HEIGHT:** 6' 2"

**WEIGHT:** 190

**BIRTHDATE:** June 24, 1955

**BIRTHPLACE:** San Luis Obispo, CA

**RESIDENCE:** Germantown, TN

**FAMILY:** Wife, Kimberly; Alexandria (10/14/86), Addison (10/15/91)

**COLLEGE:** Cal Poly San Luis Obispo

**SPECIAL INTERESTS:** Clubmaking, hunting, all sports

**TURNED PROFESSIONAL:** 1975

**Q SCHOOL:** Fall 1980, 1982, 1983, 1986, 1987

**TOUR VICTORIES (5):** 1994 Nestle Invitational. 1995 Nestle Invitational. 1996 1996 MCI Classic, Greater Milwaukee Open. 1997 CVS Charity Classic

**BEST 1998 FINISHES:** T4--Westin Texas Open; T5--NEC World Series of Golf; T7--CVS Charity Classic

**1998 SEASON:** After opening the season with five consecutive cuts made, injured his ribs at Bay Hill Invitational...initial report said pulled chest muscle, but subsequent diagnosis revealed two cracked ribs...was forced to withdraw from Bay Hill, then missed cut at THE PLAYERS Championship...took April off in order to recover...upon return, missed cuts at GTE Byron Nelson and MasterCard Colonial, then didn't miss cut remainder of season...while closing year with 13 consecutive cuts made, finished in top 10 three times...first top-10 came at CVS Charity Classic, where rounds of 71-70-65-66 produced T7...closed with rounds of 69-67 to finish T5 at NEC World Series of Golf...final top-10 and best performance of year came at Westin Texas Open...rounds of 67-68-71-67 produced T4, two strokes behind Hal Sutton...60th-place money-list finish his lowest since 1988.

**CAREER HIGHLIGHTS:** Earned fifth title in four years at 1997 CVS Charity Classic...in 1997, extended his streak of victories, as well as top-30 performances, to four years...nine top-10 finishes highlighted his best financial year since 1994...finished T2 at Greater Milwaukee Open after Scott Hoch sank winning chip-in eagle on 72nd hole...other top-10 finishes included third at THE PLAYERS Championship, T6 Bay Hill Invitational, T7 Kemper Open and Motorola Western Open, T8 THE TOUR Championship, T9 Michelob Championship at Kingsmill and T10 MasterCard Colonial...first two PGA TOUR victories came at 1994 and 1995 Nestle Invitationals, making him the only player to successfully defend a title at Bay Hill...became first to win same event for first two TOUR victories since Calvin Peete (1979 and 1982 Greater Milwaukee Opens)...finished T20 in an attempt to win third consecutive Bay Hill Invitational in 1996...two wins, at MCI Classic and Greater Milwaukee Open, highlighted 1996 season...at MCI Classic, 63 on

## LOREN ROBERTS...continued

Saturday captured third-round lead, and 265 total broke Hale Irwin's tournament record by one stroke...birdied two of final three holes to shoot tournament-record 265 at Greater Milwaukee Open, forcing playoff with Jerry Kelly...birdie on first extra hole earned GMO victory...won at 1994 Bay Hill Invitational with closing 67 to defeat Fuzzy Zoeller, Vijay Singh and Nick Price by one stroke...had nine top-10 finishes in 1994, including three in majors: T5 Masters, T2 U.S. Open and T9 PGA Championship...tied with Ernie Els after 18-hole playoff at U.S. Open, lost on 20th hole...member of 1994 Presidents Cup Team and 1995 Ryder Cup Team.

**PERSONAL:** Nicknamed "Boss of the Moss" for his putting ability...nickname coined by fellow TOUR member David Ogren in 1985.

CAREER SUMMARY				PLAYOFF RECORD: 1-1					
Year	Events Played	Cuts Made	1st	2nd	3rd	Top 10	Top 25	Earnings	Rank
1981	20	8					2	\$8,935	177
1982	2								
1983	24	8						\$7,724	189
1984	26	14				3	7	\$67,515	87
1985	32	22			1	3	5	\$92,761	83
1986	33	20				2	5	\$53,655	133
1987	31	13					4	\$57,489	138
1988	29	19				3	13	\$136,890	89
1989	30	28				5	11	\$275,882	46
1990	30	26			1	7	14	\$478,522	24
1991	29	23				4	12	\$281,174	58
1992	28	23		1	1	3	12	\$338,673	43
1993	28	19			1	4	9	\$316,506	53
1994	22	19	1	3	1	9	12	\$1,015,671	6
1995	23	19	1	1	1	5	10	\$678,335	27
1996	23	19	2			3	11	\$725,231	27
1997	24	17	1	1	1	9	14	\$1,089,140	15
1998	22	18				3	10	\$467,285	60
Total	458	315	5	6	7	63	151	\$6,091,388	30

**1999 PGA TOUR CHARITY TEAM:** Mercedes Championships

### TOP TOURNAMENT SUMMARY

YEAR	85	86	87	88	89	90	91	92	93	94	95	96	97	98
Masters Tournament							CUT			T5	T24	T23	CUT	
U.S. Open		T34	CUT		CUT		T49		T11	T2	W/D	T40	T13	T18
British Open Championship										T24	CUT	T18	CUT	T29
PGA Championship		CUT			T34	T5	T27		T28	T9	T58	CUT	T43	T65
THE PLAYERS Championship		CUT	T40	CUT	T14	T46	T27	T21	CUT	T14	T34	T33	3	CUT
THE TOUR Championship						T14				T8	11	W/D	T8	


**NATIONAL TEAMS:** The Presidents Cup, 1994; Ryder Cup, 1995

### 1998 PGA TOUR STATISTICS

Scoring Average	70.25	(25T)
Driving Distance	258.0	(178)
Driving Accuracy Percentage	75.1	(23T)
Total Driving	201	(113T)
Greens in Regulation Pct.	65.4	(92)
Putting Average	1.746	(10T)
Sand Save Percentage	54.2	(59T)
Eagles (Holes per)	720.0	(172T)
Birdies Average	3.51	(58T)
All-Around Ranking	617	(60)

### MISCELLANEOUS STATISTICS

Scoring Average Before Cut	70.46	(23)
Scoring Average 3rd Round	70.56	(50T)
Scoring Average Final Round	70.67	(36T)
Birdies Conversion %	30.4	(38T)
Par Breakers	19.7	(61T)
1998 Low Round:	62:	1998 Greater Milwaukee Open/1
Career Low Round:	62:	2 times, most recent 1998 Greater Milwaukee Open/1
Career Largest Paycheck:	\$252,000:	1996 MCI Classic/1



## SCOTT SIMPSON

**EXEMPT STATUS:** 1998 tournament winner (through 2000)

**FULL NAME:** Scott William Simpson

**HEIGHT:** 6' 2"

**WEIGHT:** 205

**BIRTHDATE:** September 17, 1955

**BIRTHPLACE:** San Diego, CA

**RESIDENCE:** San Diego, CA

**FAMILY:** Wife, Cheryl; Brea Yoshiko (10/10/82), Sean Tokuzo (10/14/86)

**COLLEGE:** University of Southern California (1978, Business Administration)

**SPECIAL INTERESTS:** Bible study, family activities, exercise, reading

**TURNED PROFESSIONAL:** 1977

**Q SCHOOL:** Fall 1978

**TOUR VICTORIES (7):** 1980 Western Open. 1984 Manufacturers Hanover Westchester Classic. 1987 Greater Greensboro Open, U.S. Open. 1989 BellSouth Atlanta Classic. 1993 GTE Byron Nelson Classic. 1998 Buick Invitational

**INTERNATIONAL VICTORIES (4):** 1984 Chunichi Crowns (Jpn), Dunlop Phoenix (Jpn). 1988 Chunichi Crowns (Jpn). 1990 Perrier Invitational (Eur)

**BEST 1998 FINISH:** 1--Buick Invitational.

**1998 SEASON:** Was a season with mixed returns for the 20-year TOUR veteran...played in 20 tournaments, making eight cuts...however, was able to win for the seventh time on TOUR...posted final-round 64 at Buick Invitational, then spent the next couple hours watching his 12-under-par 204 total stand up to challenge after challenge...Skip Kendall birdied the final hole of regulation to force playoff, but Scott made quick work of him with birdie on first extra hole...victory was his first since 1993...came from eight strokes back entering final round, matching PGA TOUR best comeback since 1970...victory came with former San Diego Chargers quarterback Stan Humphries on his bag...also became third San Diego native to win Buick Invitational in six years (Phil Mickelson 1993, Craig Stadler 1994) and fifth overall (Gene Littler 1954, Billy Casper 1966)...only other top-25 finish came at Kemper Open, where rounds of 71-68-70-75 produced T25...was forced to withdraw from BellSouth Classic with groin injury.

**CAREER HIGHLIGHTS:** Seven TOUR titles include 1987 U.S. Open...trailed Tom Watson by one stroke heading into final round at The Olympic Club, but closing 68, which included three birdies on back nine, good for one-stroke victory...also won Greater Greensboro Open that year on way to fourth-place finish on money list...lost 18-hole playoff to Payne Stewart in 1991 U.S. Open at Hazeltine National...in 1997, fell out of top 125 for first time since 1978...made 16 of 25 cuts and finished in top 25 one time...chose to use one-time top 50 career money list ranking exemption to play in 1998...first TOUR victory came at 1980 Western Open, by five strokes over Andy Bean...won second tournament on TOUR by five, as well, at 1984 Manufacturers Hanover Westchester Classic...defeated Bob Tway in playoff to win 1989 BellSouth Atlanta Classic...in 1996, impressive West Coast swing included T2 at Nissan Open, T3 Buick Invitational, T4 United Airlines Hawaiian Open and T6 at Phoenix Open...named PGA TOUR Player of the Month for February 1996, first to receive award without victory during that month...NCAA Champion and All-American at University of Southern California in 1976 and 1977.

**PERSONAL:** Spends a great deal of time with family during season...has served for 11 years as host of Scott Simpson HBI Pro-Am in Los Angeles, which benefits Home for Brain-Injured Children.

CAREER SUMMARY			PLAYOFF RECORD: 2-3						
Year	Events Played	Cuts Made	1st	2nd	3rd	Top 10	Top 25	Earnings	Rank
1976	1	1							
1978	1	1					1	\$3,100	189
1979	22	22				3	7	\$53,084	74
1980	30	23	1	1		4	10	\$141,323	24
1981	30	21		1	1	3	14	\$108,793	34
1982	26	21		2		4	12	\$146,903	24
1983	26	23		1		5	12	\$144,172	38
1984	27	23	1		1	8	14	\$248,581	22
1985	26	23			2	5	14	\$171,245	39
1986	23	18		1	1	3	9	\$202,223	41
1987	25	22	2		1	10	13	\$621,032	4
1988	23	13				1	6	\$108,301	106
1989	22	15	1			3	7	\$298,920	40
1990	20	12		1	1	3	6	\$235,309	63
1991	18	14		1	1	3	9	\$322,936	51
1992	22	15				1	6	\$155,284	97
1993	22	20	1	1	1	5	9	\$707,166	14
1994	21	15		1		2	6	\$307,884	56
1995	25	19		3		6	12	\$795,798	17
1996	22	14		1	1	4	5	\$309,648	68
1997	25	16					3	\$128,448	149
1998	20	8	1			1	2	\$449,777	64
Total	478	359	7	14	10	74	177	\$5,659,927	36

**1999 PGA TOUR CHARITY TEAM:** Michelob Championship at Kingsmill

## SCOTT SIMPSON...continued

### TOP TOURNAMENT SUMMARY

YEAR	80	81	82	83	84	85	86	87	88	89	90	91	92	93	94	95
Masters Tournament		CUT		11	40	T41	T25	T27	CUT	T38	T7	T22	T13	T11	T27	
U.S. Open	T43	T23	T15	T13	T25	T15	CUT	1	T6	T6	T14	2	T64	T46	T55	T28
British Open Championship							T65	T62		T26	T39	T57		T9	CUT	CUT
PGA Championship	T30	CUT	T32	T9	T6	T12	T41	T47	CUT	T53	T66	CUT		T6	CUT	T54
THE PLAYERS Championship	T51	CUT	T2	T61	T33	T33	CUT	T4	CUT	CUT	CUT		T17	CUT	CUT	T11
THE TOUR Championship								15						T2		T4

### TOP TOURNAMENT SUMMARY

YEAR	96	97	98
Masters Tournament	T29	CUT	
U.S. Open	T40	CUT	58
British Open Championship	T33		
PGA Championship	CUT		CUT
THE PLAYERS Championship	CUT	CUT	CUT
THE TOUR Championship			

**NATIONAL TEAMS:** Walker Cup, 1977; Ryder Cup, 1987; Kirin Cup, 1987

### 1998 PGA TOUR STATISTICS

Scoring Average	71.90	(150)
Driving Distance	259.9	(176)
Driving Accuracy Percentage	66.2	(144)
Total Driving	320	(187)
Greens in Regulation Pct.	60.5	(1751)
Putting Average	1.802	(143T)
Sand Save Percentage	42.4	(178)
Eagles (Holes per)	0.26	(183)
Birdies Average	3.05	(152T)
All-Around Ranking	1,301	(187)

### MISCELLANEOUS STATISTICS

Scoring Average Before Cut	72.63	(176T)
Scoring Average 3rd Round	72.40	(173T)
Scoring Average Final Round	71.88	(134)
Birdies Conversion %	28.0	(109T)
Par Breakers	17.1	(157T)

1998 Low Round: 64: 1998 Buick Invitational/3  
 Career Low Round: 62: 1991 United Airlines Hawaiian Open/1  
 Career Largest Paycheck: \$378,000: 1998 Buick Invitational/1



## JOEY SINDELAR (SIN-deh-lar)

**EXEMPT STATUS:** 61st on 1998 money list

**FULL NAME:** Joseph Paul Sindelar

**HEIGHT:** 5' 10"

**BIRTHDATE:** March 30, 1958

**RESIDENCE:** Horseheads, NY

**FAMILY:** Wife, Suzanne Lee; Jamison Prescott (2/2/90), Ryan Joseph (5/13/93)

**COLLEGE:** Ohio State University

**SPECIAL INTERESTS:** Fishing, electronics

**TURNED PROFESSIONAL:** 1981

**WEIGHT:** 200

**BIRTHPLACE:** Ft. Knox, KY

**Q SCHOOL:** Fall 1983

**TOUR VICTORIES (6):** 1985 Greater Greensboro Open, B.C. Open. 1987 B.C. Open. 1988 Honda Classic, The International. 1990 Hardee's Golf Classic

**BEST 1998 FINISHES:** T6--MCI Classic, Buick Open; T9--Tucson Chrysler Classic, Canon Greater Hartford Open

**1998 SEASON:** Enjoyed best money-list finish since 1993...earnings of \$466,797 his highest total since \$813,732 in 1988, when he won twice...for the first time since 1992, finished in top 25 at least 10 times...closed with rounds of 66-69 at Tucson Chrysler Classic to finish T9 for first top-10 of season...second top-10 came at MCI Classic...opening 69 placed him three strokes behind first-round leader John Huston...closed with rounds of 67-70-72 in a tie for sixth, 12 strokes behind winner Davis Love III...opened with 66 at the Memorial Tournament...however, closed with rounds of 72-73-75 to finish T44...third top-10 of season came at Canon Greater Hartford Open, where rounds of 69-66-69-65 produced T9, three strokes behind winner Olin Browne...along with



## JOEY SINDELAR...continued

two others, fired a final-round low score of 64 to finish T6 at the Buick Open...after missing two cuts and withdrawing once in his first three starts, missed cut only twice in final 24 starts.

**CAREER HIGHLIGHTS:** Winner of six PGA TOUR events, including two B.C. Opens, a tournament played near his home in Horseheads, NY...first B.C. Open victory came in 1985, by one stroke over Mike Reid...defeated Jeff Sluman by four strokes at En-Joie GC in 1987...came from four strokes back to gain first TOUR title, at 1985 Greater Greensboro Open, by one over Isao Aoki and Craig Stadler...had best year in 1988, when he posted 10 top-10 finishes, including two victories (Honda Classic and The International), two seconds and one third...\$813,732 placed him third on money list...most recent victory came at 1990 Hardee's Golf Classic, where he defeated Willie Wood in playoff...finished 114th on the money list in 1997...was 10th \$200,000-plus season of his career...lone top-10 performance in 1997 came at PGA Championship, where he shot 72-71-71-69-283 for T10 at Winged Foot...was his best performance in a major since T6 finish at 1992 U.S. Open...three-time All-American at Ohio State University...member of 1979 NCAA Championship team at Ohio State.

**PERSONAL:** Childhood friend of fellow PGA TOUR member Mike Hulbert...1992 inductee into Ohio State University Athletic Hall of Fame.

CAREER SUMMARY				PLAYOFF RECORD: 1-1					
Year	Events Played	Cuts Made	1st	2nd	3rd	Top 10	Top 25	Earnings	Rank
1982	2								
1983	3	2					1	\$4,696	203
1984	33	23		1		3	9	\$116,528	59
1985	33	28	2		1	7	15	\$282,762	12
1986	35	29		2	2	7	17	\$341,231	14
1987	33	25	1	1		4	10	\$235,033	40
1988	30	27	2	2	1	10	16	\$813,732	3
1989	28	20				3	9	\$196,092	72
1990	27	15	1			3	5	\$307,207	46
1991	28	19				2	6	\$168,352	94
1992	32	22			1	6	13	\$395,354	35
1993	22	14		1	1	5	8	\$391,649	38
1994	22	12			1	1	3	\$114,563	145
1995	24	14				3	7	\$202,896	90
1996	28	18				3	7	\$275,531	77
1997	31	19				1	3	\$200,069	114
1998	27	22				4	10	\$466,797	61
Total	438	309	6	7	7	62	139	\$4,512,493	58

**1999 PGA TOUR CHARITY TEAM:** John Deere Classic

TOP TOURNAMENT SUMMARY																
YEAR	82	84	85	86	87	88	89	90	91	92	93	94	96	97	98	
Masters Tournament			T31	CUT	T35	T39	CUT		T46		T27					
U.S. Open	CUT		T15	T15	T51	T17	T33			T6	CUT					T43
British Open Championship				CUT												
PGA Championship		T62	T28	T53	CUT	CUT	CUT		T63	T56	W/D		T14	T10		T40
THE PLAYERS Championship	CUT	T27	T17	T63	T16	T34	T46	T41	T46	T16	T35	CUT		T31		T61
THE TOUR Championship								T21								

**NATIONAL TEAMS:** Kirin Cup, 1988; World Cup, 1991

1998 PGA TOUR STATISTICS		MISCELLANEOUS STATISTICS	
Scoring Average	70.76 (44)	Scoring Average Before Cut	71.07 (66)
Driving Distance	269.5 (97T)	Scoring Average 3rd Round	71.55 (130)
Driving Accuracy Percentage	69.9 (92)	Scoring Average Final Round	70.71 (41T)
Total Driving	189 (102T)	Birdies Conversion %	26.0 (163T)
Greens in Regulation Pct.	68.6 (16T)	Par Breakers	18.5 (108T)
Putting Average	1.803 (146)	1998 Low Round:	64: 1998 Buick Open/4
Sand Save Percentage	48.8 (136)	Career Low Round:	62: 3 times, most recent 1987 Provident Classic/1
Eagles (Holes per)	144.0 (15T)	Career Largest Paycheck:	\$180,000: 2 times, most recent 1990 Hardee's Golf Classic/1
Birdies Average	3.21 (118T)		
All-Around Ranking	664 (69T)		



## VIJAY SINGH (VEE-jay SING)

**EXEMPT STATUS:** Winner, 1998 PGA Championship (through 2003)

**FULL NAME:** Vijay Singh

**HEIGHT:** 6' 2"

**BIRTHDATE:** February 22, 1963

**RESIDENCE:** Ponte Vedra Beach, FL

**FAMILY:** Wife, Ardena Seth; Qass Seth (6/19/90)

**SPECIAL INTERESTS:** Snooker, cricket, rugby, soccer

**TURNED PROFESSIONAL:** 1982

**WEIGHT:** 198

**BIRTHPLACE:** Lautoka, Fiji

**JOINED TOUR:** Spring 1993

**TOUR VICTORIES (7):** 1993 Buick Classic. 1995 Phoenix Open, Buick Classic. 1997 Memorial Tournament, Buick Open. 1998 PGA Championship, Sprint International

**INTERNATIONAL VICTORIES (18):** 1984 Malaysian PGA Championship (Asia). 1988 Nigerian Open (Afr), Swedish PGA. 1989 Volvo Open di Firenze (Eur), Ivory Coast Open (Afr), Nigerian Open (Afr), Zimbabwe Open (SAF). 1990 El Bosque Open (Eur). 1991 King Hassan Trophy (Morocco). 1992 Turespana Masters Open de Andalucia (Eur), Malaysian Open (Asia), Volvo German Open (Eur). 1993 Bells Cup (SAF). 1994 Scandinavian Masters (Eur), Trophée Lancome (Eur). 1995 Passport Open (Asia), 1997 South African Open (SAF), Toyota World Match Play Championship (Eur).

**BEST 1998 FINISHES:** 1--PGA Championship, Sprint International; 2--Honda Classic, Motorola Western Open, THE TOUR Championship; T4--Doral-Ryder Open; T8--Buick Open

**1998 SEASON:** Proved to be true to his name with consecutive victories at the PGA Championship and Sprint International in August...began season with 48th consecutive cut made at Mercedes Championships...stretched streak to 53 in a row before shooting 76-80 to miss cut at Masters Tournament...tied with Tom Kite for fifth place on all-time list...previous missed cut came at 1995 PGA Championship...50th consecutive cut made came at Doral-Ryder Open, where he stood three strokes back after first-round 71...followed with rounds of 68-72-70 to finish T4...the following week, at Honda Classic, posted rounds of 70-68-68-67-273 to finish second, three strokes behind Mark Calcavecchia...finished second to Joe Durant at Motorola Western Open, two strokes back...after opening with back-to-back 68s, stood one back after first and second rounds at Cog Hill...third-round 65 produced two-stroke lead over Greg Kraft...closed with 72 while Durant fired final-round 66...had one of the best Augusts in TOUR history, beginning at Buick Open...rounds of 66-70-69-72-277 produced T8 in defense of Buick Open title...opened with even-par 70 at PGA Championship, followed by course-record-tying 66 that produced one-stroke lead...third-round 67 brought tie for lead with Steve Stricker...closing 68 produced two-stroke victory over Stricker...became 10th winner in past 11 years to make PGA Championship first major championship victory...earned second win in two weeks and third top-10 finish in month of August with six-point win over Phil Mickelson and Willie Wood at Sprint International...opened with course-record, 7-under-par 63 at THE TOUR Championship...followed with back-to-back 70s, good for second- and third-round leads...closing 71 tied Hal Sutton at 6-under-par 274...lost to Sutton on first playoff hole...\$432,000 payday lifted him to second on money list...enjoyed best financial year on TOUR, more than doubling previous best in 1997...lost to Tiger Woods, 2-up, in championship match of PGA Grand Slam of Golf.

**CAREER HIGHLIGHTS:** 1997 his most successful year on TOUR to that point...won two TOUR events and earned more than \$1 million for second time in career...made 24 consecutive cuts in 1996 and 21 in row in 1997...posted nine top-25 finishes and four top-10s in 1997...first victory of 1997 came at the Memorial Tournament...shot 70 in first round and stood four strokes out of lead...followed with second-round 65 to pull to within three strokes of lead...due to heavy rains, tournament was shortened to 54 holes...Vijay fired final-round 67 to earn two-stroke victory over Jim Furyk and Greg Norman...Memorial was his first win without a playoff...second victory of 1997 came at Buick Open...was his third win at Buick-sponsored event...shot 67-63 and trailed by nine strokes through 36 holes...Saturday 67 brought him to within four strokes of leader Ernie Els...closing 66 matched low round of day and earned six-stroke victory over six players...other top-10s included sixth at NEC World Series of Golf and T10 at THE TOUR Championship...captured pair of international victories in 1997...PGA TOUR Rookie of the Year in 1993, year in which he won Buick Classic in playoff over Mark Wiebe...second-round 63, tying low round in major championship history, lifted him to two-stroke lead at 1993 PGA Championship...finished 73-70 for T4 finish, two strokes out of Paul Azinger-Greg Norman playoff...after being hampered by back and neck problems in 1994, came back to win twice in 1995 at Phoenix Open and Buick Classic...1996 season featured June-July hot streak: T7 U.S. Open, T8 Motorola Western Open, T11 British Open and T5 PGA Championship...has won in Malaysia, France, Nigeria, Ivory Coast, Morocco, Zimbabwe, Spain, Germany, England, South Africa and Sweden.

**PERSONAL:** Fiji's only world-class golfer...learned game from his father, an airplane technician who also taught golf...admired Tom Weiskopf while growing up and used Weiskopf's swing as early model for his own...certainly the only PGA TOUR player ever to hold a club professional position in Borneo...of Indian ancestry, first name means "victory" in Hindi.

## VIJAY SINGH...continued

### CAREER SUMMARY

### PLAYOFF RECORD: 3-1

Year	Events Played	Cuts Made	1st	2nd	3rd	Top 10	Top 25	Earnings	Rank
1992	4	4				1	3	\$70,680	156
1993	14	12	1	1		6	10	\$657,831	19
1994	21	16		2		3	7	\$325,959	52
1995	22	17	2			9	13	\$1,018,713	9
1996	24	24		1		9	16	\$855,140	17
1997	21	21	2			4	9	\$1,059,236	16
1998	26	23	2	3		7	18	\$2,238,998	2
Total	132	117	7	7		39	76	\$6,226,556	29

1999 PGA TOUR CHARITY TEAM: JCPenney Classic

### TOP TOURNAMENT SUMMARY

YEAR	89	90	91	92	93	94	95	96	97	98
Masters Tournament						T27	CUT	T39	T17	CUT
U.S. Open					CUT		T10	T7	T77	T25
British Open Championship	T23	T12	T12	T51	T59	T20	T6	T11	T38	T19
PGA Championship				T48	4	CUT	CUT	T5	T13	1
THE PLAYERS Championship					T28	T55	T43	T8	T31	T54
THE TOUR Championship					T16		6	T9	T10	2

NATIONAL TEAMS: The Presidents Cup (3), 1994, 1996, 1998

### 1998 PGA TOUR STATISTICS

Scoring Average	69.85	(10)
Driving Distance	279.9	(20)
Driving Accuracy Percentage	67.1	(129T)
Total Driving	149	(43)
Greens in Regulation Pct.	68.5	(18)
Putting Average	1.800	(139)
Sand Save Percentage	51.8	(94)
Eagles (Holes per)	209.3	(54T)
Birdies Average	3.67	(27)
All-Around Ranking	491	(31)

### MISCELLANEOUS STATISTICS

Scoring Average Before Cut	70.25	(12)
Scoring Average 3rd Round	70.86	(72)
Scoring Average Final Round	70.95	(65T)
Birdies Conversion %	30.3	(41T)
Par Breakers	20.8	(30)

1998 Low Round: 62: 1998 Canon Greater Hartford Open/4  
 Career Low Round: 62: 1998 Canon Greater Hartford Open/4  
 Career Largest Paycheck: \$540,000: 1998 PGA Championship/1



## JEFF SLUMAN

EXEMPT STATUS: 1998 tournament winner (through 2000)

FULL NAME: Jeffrey George Sluman

HEIGHT: 5' 7"

WEIGHT: 140

BIRTHDATE: September 11, 1957

BIRTHPLACE: Rochester, NY

RESIDENCE: Chicago, IL

FAMILY: Wife, Linda; Kathryn Doreen (4/22/98)

COLLEGE: Florida State University (1980, Finance)

SPECIAL INTERESTS: Old cars, stock market, Akitas, wine

TURNED PROFESSIONAL: 1980

Q SCHOOL: Fall 1982, 1984

TOUR VICTORIES (3): 1988 PGA Championship. 1997 Tucson Chrysler Classic. 1998 Greater Milwaukee Open

BEST 1998 FINISHES: 1--Greater Milwaukee Open; 2--FedEx St. Jude Classic; 3--MasterCard Colonial; T10--U.S. Open, Michelob Championship at Kingsmill

1998 SEASON: Earned more than \$1 million for the first time in 15 full seasons on TOUR... season was highlighted by five top-10 finishes and 11 top-25 finishes... rounds of 67-67-66-69 produced MasterCard Colonial third, four strokes behind winner Tom Watson... second top-10 came at U.S. Open, where he posted rounds of 72-74-74-68, good for T10... lost in playoff at FedEx St. Jude Classic, where Nick Price birdied second extra hole... earned third PGA TOUR title at Greater Milwaukee Open... third-round 63, following rounds of 68-66, produced 54-hole tie for lead with Chris Perry... closing 68 gave him one-stroke victory over Steve

## JEFF SLUMAN...continued

Stricker...won with best friend Rick Bruder, a non-golfer, serving as a caddy for the first time...final top-10 came at Michelob Championship at Kingsmill, where he finished T10...rounds of 68-72-71-66-277 placed him nine strokes behind winner David Duval...final-round 66 matched low score that day...finished the season by making 18 consecutive cuts, although did withdraw from Buick Classic.

**CAREER HIGHLIGHTS:** Won 1988 PGA Championship with one of the finest closing rounds in tournament history...trailing Paul Azinger by three strokes through 54 holes, then shot 6-under-par 65 to win by three...following that victory, had eight second-place finishes prior to winning second title at 1997 Tucson Chrysler Classic...after opening 75, stood nine strokes out of lead...came back with a 68 to make cut, then fired Saturday 65 to pull to within four strokes of leader Brad Bryant...final-round 67, lowest closing round by anyone among top 10 through 54 holes, produced one-stroke victory over Steve Jones...opening 75 was highest by winner since Mark O'Meara posted first-round 75 at 1996 Greater Greensboro Chrysler Classic...began final round of 1994 MasterCard Colonial four strokes behind Rocco Mediate...closing 68 passed Mediate, but left him two shy of winner Corey Pavin...in 1991, finished one stroke behind Ted Schulz at Nissan Open and lost playoff to Billy Andrade at Kemper Open...finished second at 1992 U.S. Open, where final-round 71 was one of only four sub-par rounds that day...finished T4 at 1992 Masters.

**PERSONAL:** Good friend of 1986 Indianapolis 500 winner Bobby Rahal...after disqualifying himself at 1996 Bay Hill Invitational, refused to take undue credit for act, quoting Bobby Jones: "It would be like congratulating someone for not robbing a bank."

CAREER SUMMARY					PLAYOFF RECORD: 0-4				
Year	Events Played	Cuts Made	1st	2nd	3rd	Top 10	Top 25	Earnings	Rank
1983	19	11					2	\$13,643	171
1984	1	1						\$603	282
1985	25	18				4	10	\$100,523	78
1986	34	24				7	12	\$154,129	60
1987	32	22		2		6	11	\$335,590	27
1988	32	30	1		1	6	15	\$503,321	18
1989	23	16				4	6	\$154,507	89
1990	31	22		1		2	6	\$264,012	56
1991	30	24		2		7	13	\$552,979	23
1992	30	26		2	1	8	17	\$729,027	14
1993	27	21				1	6	\$187,841	93
1994	30	16		1		4	8	\$301,178	59
1995	29	20		1	2	7	12	\$563,681	31
1996	30	23		1		7	14	\$650,128	28
1997	29	20	1		1	3	9	\$634,203	34
1998	30	25	1	1	1	5	11	\$1,148,375	21
Total	433	319	3	11	6	71	152	\$6,293,739	25

1999 PGA TOUR CHARITY TEAM: AT&T Pebble Beach National Pro-Am

TOP TOURNAMENT SUMMARY														
YEAR	86	87	88	89	90	91	92	93	94	95	96	97	98	
Masters Tournament			T45	T8	T27	T29	T4	T17	T25	T41	CUT	T7	CUT	
U.S. Open	T62		CUT	CUT	T14	CUT	2	T11	T9	T13	T50	T28	T10	
British Open Championship				CUT	T25	T101	CUT	CUT			T60			
PGA Championship	T30	T14	1	T24	T31	T61	T12	T61	T25	T8	T41	CUT	T27	
THE PLAYERS Championship	T40	2	T45	CUT	CUT	CUT	T40	T46	CUT	T49	T41	CUT	CUT	
THE TOUR Championship		T27	T26				T10	T13			T9		T11	

1998 PGA TOUR STATISTICS									
Scoring Average	70.44	(33T)							
Driving Distance	266.5	(138)							
Driving Accuracy Percentage	71.0	(73T)							
Total Driving	211	(128T)							
Greens in Regulation Pct.	67.3	(36T)							
Putting Average	1.789	(101T)							
Sand Save Percentage	58.7	(20T)							
Eagles (Holes per)	381.6	(131)							
Birdies Average	3.19	(123T)							
All-Around Ranking	655	(67)							

MISCELLANEOUS STATISTICS									
Scoring Average Before Cut	70.70	(35)							
Scoring Average 3rd Round	70.63	(55)							
Scoring Average Final Round	70.08	(13)							
Birdies Conversion %	26.3	(157T)							
Par Breakers	18.0	(121T)							
1998 Low Round:	63:	1998 Greater Milwaukee Open/3							
Career Low Round:	62:	1992 GTE Byron Nelson Cl./3							
Career Largest Paycheck:	\$324,000:	1998 Greater Milwaukee Open/1							



## SAM SNEAD

**EXEMPT STATUS:** Winner, 1942 PGA Championship (Lifetime)

**FULL NAME:** Samuel Jackson Snead

**HEIGHT:** 5' 11"

**WEIGHT:** 190

**BIRTHDATE:** May 27, 1912

**BIRTHPLACE:** Hot Springs, VA

**RESIDENCE:** Hot Springs, VA; represents The Greenbrier, White Sulphur Springs, WV

**FAMILY:** Sam, Jr. (6/30/44), Terrance (5/27/52), 2 grandchildren

**SPECIAL INTERESTS:** Hunting, fishing

**TURNED PROFESSIONAL:** 1934

**JOINED TOUR:** 1937

**TOUR VICTORIES (81):** 1936 West Virginia PGA. 1937 Oakland Open, Bing Crosby Pro-Am, St. Paul Open, Nassau Open, Miami Open. 1938 Bing Crosby Pro-Am, Greensboro Open, Inverness Four-Ball, Goodall Round Robin, Chicago Open, Canadian Open, Westchester 108 Hole Open, White Sulphur Springs Open. 1939 St. Petersburg Open, Miami Biltmore Four-Ball, Miami Open. 1940 Inverness Four-Ball, Canadian Open, Anthracite Open. 1941 Bing Crosby Pro-Am, St. Petersburg Open, North and South Open, Canadian Open, Rochester Times Union Open, Henry Hurst Invitational. 1942 St. Petersburg Open, PGA Championship. 1944 Portland Open, Richmond Open. 1945 Los Angeles Open, Gulfport Open, Pensacola Open, Jacksonville Open, Dallas Open, Tulsa Open. 1946 Jacksonville Open, Greensboro Open, Virginia Open, World Championship, Miami Open. 1948 Texas Open. 1949 Greensboro Open, Masters, PGA Championship, Washington Star Open, Dapper Dan Open, Western Open. 1950 Bing Crosby Pro-Am, Los Angeles Open, Texas Open, Miami Beach Open, Greensboro Open, Western Open, Colonial National Invitational, Inverness Four-Ball, Reading Open, Miami Open. 1951 PGA Championship, Miami Open. 1952 Masters, Palm Beach Round Robin, Inverness Four-Ball, All American, Eastern Open. 1953 Baton Rouge Open. 1954 Masters, Palm Beach Round Robin. 1955 Greensboro Open, Palm Beach Round Robin, Insurance City Open, Miami Open. 1956 Greensboro Open. 1957 Palm Beach Round Robin, Dallas Open. 1958 Dallas Open. 1960 De Soto Open, Greensboro Open. 1961 Tournament of Champions. 1965 Greensboro Open

**SENIOR VICTORIES (14):** 1964, 1965, 1967, 1970, 1972, 1973 PGA Seniors'. 1964, 1965, 1970, 1972, 1973 World Seniors. 1978 Legends of Golf (with Gardner Dickinson). 1980 Golf Digest Commemorative Pro-Am. 1982 Legends of Golf (with Don January)

**CAREER HIGHLIGHTS:** The all-time leader with 81 PGA TOUR victories...independent record keepers have credited him with 135 worldwide victories...won the PGA Championship three times, in 1943, 1949 and 1951...won Masters Tournament in 1949 and 1952 and the British Open in 1946...holds TOUR record for most victories in a single event with eight Greater Greensboro Open titles...won in Greensboro in 1938, 1946, 1949, 1950, 1955, 1956, 1960 and 1965...when he won at Greensboro in 1965, he was 52 years, 10 months, eight days old, making him the oldest player to win on the PGA TOUR...won the Miami Open six times...won 11 times in 1950, the third highest yearly total in TOUR history...in the 1979 Quad Cities Open, he became the youngest PGA TOUR player to shoot his age...at age 67, he matched his age in the second round and then bettered it by one stroke with a final-round 66...has won 14 unofficial SENIOR TOUR titles, including the PGA Seniors' Championship six times (1964-65, 1967, 1970, 1972-73)...won the World Seniors title five times...captured the 1980 *Golf Digest* Commemorative...member of 1937, 1947, 1949, 1951, 1953, 1955 and 1959 Ryder Cup teams...Ryder Cup team captain in 1951, 1959 and 1969...member of four World Cup winning teams, 1956, 1960-62 (won individual title 1961)...named fourth recipient of PGA TOUR Lifetime Achievement Award in Nov. 1998.

CAREER SUMMARY			PLAYOFF RECORD: 10-8					
Year	Money	Postion	Year	Money	Postion	Year	Money	Postion
1937	\$10,243	3	1952	\$19,908	4	1966	\$12,109	72
1938	\$19,534	1	1953	\$14,115	15	1967	\$7,141	104
1939	\$9,712	2	1954	\$7,889	29	1968	\$43,106	39
1940	\$9,206	3	1955	\$23,464	7	1969	\$15,439	100
1941	\$12,848	2	1956	\$8,253	36	1970	\$25,103	85
1942	\$8,078	3	1957	\$28,260	4	1971	\$22,258	94
1944	\$5,755	7	1958	\$15,905	18	1972	\$35,462	71
1945	\$24,436	4	1959	\$8,222	45	1973	\$38,685	78
1946	\$18,341	6	1960	\$19,405	19	1974	\$55,562	49
1947	\$9,703	12	1961	\$23,906	17	1975	\$8,285	138
1948	\$6,980	18	1962	\$9,169	59	1976	\$2,694	198
1949	\$31,593	1	1963	\$28,431	16	1977	\$488	256
1950	\$35,758	1	1964	\$8,383	74	1978	\$385	265
1951	\$15,072	6	1965	\$36,889	24	1979	\$4,671	190


**Career Earnings:** \$620,126

**Combined Career Earnings:** \$726,700

**Career Low Round:** 60: 1957 Dallas Open/2

**Career Largest Paycheck:** \$28,000-1968 Greater Milwaukee/2





## MIKE SPRINGER

**EXEMPT STATUS:** 124th on 1998 money list  
**FULL NAME:** Michael Paul Springer  
**HEIGHT:** 5' 11" **WEIGHT:** 210  
**BIRTHDATE:** November 3, 1965 **BIRTHPLACE:** San Francisco, CA  
**RESIDENCE:** Fresno, CA  
**FAMILY:** Wife, Crystol; Haylee Danielle (5/26/93), Cody Michael (8/24/95)  
**COLLEGE:** University of Arizona  
**SPECIAL INTERESTS:** Hunting, skiing **JOINED TOUR:** 1991  
**TURNED PROFESSIONAL:** 1988 **Q SCHOOL:** 1991

**PGA TOUR VICTORIES (2):** 1994 Kmart Greater Greensboro Open, Greater Milwaukee Open.

**NIKE TOUR VICTORIES (4):** 1990 Bakersfield Open, Ben Hogan Reno Open, El Paso Open. 1992 Fresno Open.

**BEST 1998 PGA TOUR FINISHES:** T11--Westin Texas Open

**1998 SEASON:** Struggled at times, but played well enough when necessary to finish 124th on money list...made cut in 19 of 34 tournaments, including five of his last six events to keep his fully exempt status...earnings of \$230,795 marked third year of steady rebound from career-low \$55,146 in 1995...had seven top-25s, with his best finish coming at Westin Texas Open...final-round 64, which followed rounds of 70-71-71, moved him into tie for 11th place worth \$31,733...previous week finished T20 at B.C. Open and earned \$16,860...in his final three tournaments -- Buick Challenge (T63), Michelob Championship at Kingsmill (T48) and Las Vegas Invitational (T22) -- earned combined total of \$27,185...failed to make cut in his final start, at National Car Rental Golf Classic at Walt Disney World Resort, but previous five events pushed him over hurdle by \$6,695...marked third year in row in which he was at or near the bubble.

**CAREER HIGHLIGHTS:** Returned to top 125 in 1997 after two-year absence...played in 22 events and made cut in half...most important of those came in second-to-last appearance of season, when he finished T6 at LaCantera Texas Open to earn \$45,325 and secure spot among top 125...earlier that year, finished T3 at Kemper Open and T4 at Deposit Guaranty Golf Classic...1994 truly was a "Greater" season than any previous on TOUR...won both the 1994 Kmart Greater Greensboro Open and Greater Milwaukee Open...final earnings in 1994 were more than first three years on TOUR combined...GGO win, his first on TOUR, was wire-to-wire effort...held four-stroke lead after both 36 and 54 holes before finishing three in front of Ed Humenik, Hale Irwin and Brad Bryant...GMO took a different form, since he didn't taste lead until late on final day...began Sunday three strokes behind Bob Estes...final-round 67 brought one-stroke victory over Loren Roberts...battled left elbow and wrist problems entire 1993 season, missing 16 cuts and failing to either finish or start 14 of final 19 tournaments...still managed to finish 79th on money list, with T3 at Phoenix Open his best finish...finished T2 at 1992 Kemper Open, one stroke behind winner Bill Glasson...trailed only John Daly, Jeff Maggert and Scott Gump in rookie earnings in 1991...earned TOUR membership by finishing fourth on 1990 Ben Hogan Tour (now NIKE TOUR) money list...won first-ever Hogan Tour event at Bakersfield...closed inaugural campaign by winning two of final three tournaments...1986-88 Second-Team All-America selection at University of Arizona.

### PGA TOUR CAREER SUMMARY

PLAYOFF RECORD: 0-0

Year	Events Played	Cuts Made	1st	2nd	3rd	Top 10	Top 25	Earnings	Rank
1987(AM.)	1	1				1	1		
1988(AM.)	1	1							
1988	1								
1991	28	17			1	3	6	\$178,587	91
1992	30	13		1		2	4	\$144,316	104
1993	27	14			1	4	5	\$214,729	79
1994	24	17	2		1	5	9	\$770,717	13
1995	28	6					1	\$55,146	198
1996	30	13				3	4	\$164,666	128
1997	22	11			1	3	3	\$191,422	119
1998	34	19					7	\$230,795	124
Total	226	112	2	1	4	21	40	\$1,950,378	133

### NIKE TOUR CAREER SUMMARY

Year	Events Played	Cuts Made	1st	2nd	3rd	Top 10	Top 25	Earnings	Rank
1990	26	12	3	1		6	9	\$82,906	4
1992	1	1	1			1	1	\$30,000	53
1997	3	2				1	2	\$8,750	130
Total	30	15	4	1		8	12	\$121,656	

COMBINED TOTAL MONEY:

\$2,072,033

## MIKE SPRINGER...continued

1999 PGA TOUR CHARITY TEAM: AT&T Pebble Beach National Pro-Am

### TOP TOURNAMENT SUMMARY


YEAR	92	93	94	95	98
Masters Tournament				CUT	
U.S. Open		CUT	T25	CUT	
British Open Championship				CUT	
PGA Championship		CUT	T55	CUT	
THE PLAYERS Championship	CUT	CUT	13	CUT	CUT
THE TOUR Championship			T17		

### 1998 PGA TOUR STATISTICS

Scoring Average	71.60	(133)
Driving Distance	272.5	(69)
Driving Accuracy Percentage	63.3	(173)
Total Driving	242	(160)
Greens in Regulation Pct.	63.2	(145T)
Putting Average	1.764	(35T)
Sand Save Percentage	47.2	(157)
Eagles (Holes per)	210.0	(56)
Birdies Average	3.58	(44T)
All-Around Ranking	812	(114)

### MISCELLANEOUS STATISTICS

Scoring Average Before Cut	71.87	(139T)
Scoring Average 3rd Round	70.75	(62T)
Scoring Average Final Round	71.05	(70)
Birdies Conversion %	31.5	(19T)
Par Breakers	20.4	(36T)
1998 Low Round:	64:	1998 Westin Texas Open/4
Career Low Round:	63:	2 times, most recent 1992 Bob Hope Chrysler Classic/3
Career Largest Paycheck:	\$270,000:	1994 Kmart Greater Greensboro Open/1



## CRAIG STADLER

**EXEMPT STATUS:** Winner, 1992 NEC World Series of Golf (through 2002)

**FULL NAME:** Craig Robert Stadler

**HEIGHT:** 5' 10"

**BIRTHDATE:** June 2, 1953

**RESIDENCE:** Denver, CO

**FAMILY:** Wife, Sue; Kevin (2/5/80), Chris (11/23/82)

**COLLEGE:** University of Southern California

**SPECIAL INTERESTS:** Snow skiing, hunting

**TURNED PROFESSIONAL:** 1975

**WEIGHT:** 220

**BIRTHPLACE:** San Diego, CA

**Q SCHOOL:** Spring 1976

**TOUR VICTORIES (12):** 1980 Bob Hope Desert Classic, Greater Greensboro Open. 1981 Kemper Open. 1982 Joe Garagiola-Tucson Open, Masters Tournament, Kemper Open, World Series of Golf. 1984 Byron Nelson Classic. 1991 THE TOUR Championship. 1992 NEC World Series of Golf. 1994 Buick Invitational of California. 1996 Nissan Open

**INTERNATIONAL VICTORIES (4):** 1985 Canon European Masters (Eur). 1987 Dunlop Phoenix (Jpn). 1990 Scandinavian Enterprise Open (Eur). 1992 Argentine Open

**BEST 1998 FINISHES:** T7--Honda Classic; T10--Bay Hill Invitational

**1998 SEASON:** Topped \$300,000 in earnings for eighth consecutive season...made 15 of 18 cuts and had seven top-25 finishes, including two top-10s...pair of top-10 finishes came in back-to-back starts at Honda Classic and Bay Hill Invitational...rounds of 73-66-71-68 produced T7 finish at TPC at Heron Bay...finished at 268, eight strokes behind winner Mark Calcavecchia...returned to top 10 following week with a T10 at Bay Hill...wrapped three rounds of 70 around second-round 73 to finish nine strokes behind Ernie Els...other top finishes included T11 at Memorial Tournament, T12 at Buick Classic and T13 at Buick Invitational...T20 in unofficial Subaru Sarazen World Open...scheduled to begin 1999 season at Mercedes Championships, doing on-course reporting for ESPN.

**CAREER HIGHLIGHTS:** TOUR's leading money-winner in 1982, when he won four times...captured season-opening Joe Garagiola Tucson Open by three strokes over Vance Heafner and John Mahaffey...after opening 75, won Masters Tournament in playoff over Dan Pohl...scored seven-stroke victory over Seve Ballesteros at Kemper Open...made up five strokes with closing 65 at World Series of Golf, then defeated Raymond Floyd in playoff...finished second on money list in 1991 after winning THE TOUR Championship at Pinehurst No. 2 in playoff with Russ Cochran...won second NEC World Series of Golf title in 1992 by one stroke over Corey Pavin...won 1994 Buick Invitational of California...used front-nine 30 en route to Sunday 68 for one-stroke victory at 1996 Nissan Los Angeles Open...first of 12 TOUR victories came at season-opening 1980 Bob Hope Desert Classic...posted six top-10 finishes in 1997, including another top-10 - T9 - at Bob Hope Chrysler Classic...other top-10s came at Nissan Open (second), Buick Invitational (T2), AT&T Pebble Beach National Pro-Am (T5), Doral-Ryder Open and MCI Classic (T9)...two-time All-American at University of Southern California.

## CRAIG STADLER...continued

**PERSONAL:** Nicknamed "The Walrus," is one of golf's most colorful and popular personalities...a California native who lives in Denver, is ardent fan of NHL's Colorado Avalanche...inducted into San Diego's Breithard Hall of Fame in Feb. 1996...son Kevin won individual honors in 1997 Colorado High School Boys Golf Championship.

CAREER SUMMARY				PLAYOFF RECORD: 3-2					
Year	Events Played	Cuts Made	1st	2nd	3rd	Top 10	Top 25	Earnings	Rank
1974 (Am.)	1	1				1	1		
1975 (Am.)	1	1					1		
1976	9	5						\$2,702	194
1977	29	20				5	11	\$42,949	66
1978	27	21				6	12	\$63,486	49
1979	33	24				4	11	\$73,392	55
1980	24	21	2	1		7	11	\$206,291	8
1981	28	21	1	2	3	8	12	\$218,829	8
1982	25	23	4	2		11	18	\$446,462	1
1983	27	20		2	1	11	14	\$214,496	17
1984	22	20	1		3	8	16	\$324,241	8
1985	24	20		3		8	14	\$297,926	11
1986	26	17			1	8	10	\$170,076	53
1987	22	17		1		6	11	\$235,831	39
1988	21	16			2	5	11	\$278,313	37
1989	22	20		1	1	4	13	\$409,419	25
1990	19	16			1	5	9	\$278,482	52
1991	21	16	1	1	1	7	12	\$827,628	2
1992	25	18	1			4	10	\$487,460	28
1993	24	17		2	1	5	7	\$553,623	29
1994	22	15	1	1		4	8	\$474,831	32
1995	21	15			1	4	9	\$402,316	45
1996	18	12	1			1	4	\$336,820	58
1997	21	16		2		6	9	\$525,304	41
1998	18	15				2	7	\$350,091	85
Total	530	407	12	18	15	130	241	\$7,220,968	15

**1999 PGA TOUR CHARITY TEAM:** Motorola Western Open

### TOP TOURNAMENT SUMMARY

YEAR	78	79	80	81	82	83	84	85	86	87	88	89	90	91	92
Masters Tournament		T7	T26	T43	1	T6	T35	T6	CUT	T17	3	CUT	T14	T12	T25
U.S. Open			T16	T26	T22	T10	W/D	CUT	T15	T24	T25		T8	T19	T33
British Open Championship			T6	CUT	T35	T12	T28	CUT	WD	T8	T61	T13	CUT	T101	T64
PGA Championship	6		T55	CUT	T16	T63	T18	T18	T30	T28	T15	T7	T57	T7	T48
THE PLAYERS Championship		T67	T67	CUT	T6	T63	T3	T13	CUT	CUT	T45	T21	T61	CUT	CUT
THE TOUR Championship												T14		1	T13

### TOP TOURNAMENT SUMMARY (cont.)

YEAR	93	94	95	96	97	98
Masters Tournament	T34	CUT	CUT	T29	T26	T41
U.S. Open	T33	CUT				
British Open Championship	T32	CUT	T45	CUT		
PGA Championship	CUT	T19	T8	CUT	T53	T38
THE PLAYERS Championship	CUT	CUT	T14	T41	CUT	T31
THE TOUR Championship	29					

**NATIONAL TEAMS:** Walker Cup, 1975; U.S. vs. Japan, 1982; Ryder Cup (2) 1983, 1985

### 1998 PGA TOUR STATISTICS

Scoring Average	70.83	(54)
Driving Distance	273.5	(57)
Driving Accuracy Percentage	70.8	(79T)
Total Driving	136	(31)
Greens in Regulation Pct.	64.9	(101T)
Putting Average	1.757	(26T)
Sand Save Percentage	51.4	(100)
Eagles (Holes per)	366.0	(127)
Birdies Average	3.79	(11T)
All-Around Ranking	555	(41)

### MISCELLANEOUS STATISTICS

Scoring Average Before Cut	70.89	(50)
Scoring Average 3rd Round	70.43	(42)
Scoring Average Final Round	71.29	(100)
Birdies Conversion %	32.4	(10)
Par Breakers	21.3	(16T)

**1998 Low Round:** 64: 1998 Bob Hope Chrysler Classic/2  
**Career Low Round:** 62: 4 times, most recent 1987 Shearson  
 Lehman Bros. Andy Williams Open/2  
**Career Largest Paycheck:** \$360,000: 1991 THE TOUR Championship/1



## PAUL STANKOWSKI

**EXEMPT STATUS:** 1997 tournament winner (through 1999)

**FULL NAME:** Paul Francis Stankowski

**HEIGHT:** 6' 1"

**BIRTHDATE:** December 2, 1969

**RESIDENCE:** Flower Mound, TX

**FAMILY:** Wife, Regina

**COLLEGE:** University of Texas-El Paso

**SPECIAL INTERESTS:** All sports

**TURNED PROFESSIONAL:** 1991

**WEIGHT:** 195

**BIRTHPLACE:** Oxnard, CA

**Q SCHOOL:** 1993, 1995

**TOUR VICTORIES (2):** 1996 BellSouth Classic, 1997 United Airlines Hawaiian Open

**INTERNATIONAL VICTORIES (1):** 1996 Casio World Open (Jpn)

**NIKE TOUR VICTORIES (1):** 1996 NIKE Louisiana Open

**BEST 1998 FINISHES:** T6--Las Vegas Invitational; T10--Bob Hope Chrysler Classic

**1998 SEASON:** Rebounded from brief mid-season slump to finish 96th on money list with \$322,036, third consecutive season surpassing \$300,000...missed five consecutive cuts beginning at GTE Byron Nelson Classic and running through Quad City Classic...was hampered to some degree by right shoulder injury sustained at Bay Hill Invitational...MRI showed slight cartilage irritation but no muscle tears...was forced to withdraw during second round of THE PLAYERS Championship...began season with top-15 finishes in first three events...rounds of 69-72-69-70 placed him T13 at Mercedes Championships...finished T10 the week following, at Bob Hope Chrysler Classic, where posted rounds of 69-69-65-70-67...continued to play well at the next week's Phoenix Open, where finished T13...finished in top-10 only one other time...T6 in final start of year, at Las Vegas Invitational after rounds of 67-71-68-70-65, earned a paycheck worth \$69,500...led TOUR in par-3 birdie average (19.0%)...finished in 92nd percentile in greens in regulation.

**CAREER HIGHLIGHTS:** 1996 unquestionably his breakthrough year, featuring his first victory on TOUR at BellSouth Classic in just his third full season...however, 1997 was the year he became one of the TOUR's emerging stars...1997 featured 15 top-25 finishes in 29 starts...for the first time he qualified for THE TOUR Championship, where he finished T17...scores of 71-66-64-70-271 forced playoff at United Airlines Hawaiian Open with Jim Furyk and Mike Reid...Reid was eliminated on first extra hole, and Paul defeated Furyk on fourth playoff hole to capture title...after Hawaii, finished T3 at Bob Hope Chrysler Classic and T5 at Honda Classic, Masters Tournament and GTE Byron Nelson Classic...BellSouth win followed rounds of 68-71-70, after which he began the final round in third place...closing 71 forced playoff with Brandel Chamblee, which Stankowski won with birdie on first extra hole...had arrived in Atlanta as sixth alternate after winning NIKE Louisiana Open the week before...is the only player to win NIKE TOUR and PGA TOUR events back-to-back...prior to Atlanta had missed five of six PGA TOUR cuts...following 1996 season, posted victory at unofficial Lincoln-Mercury Kapalua International...birdied 72nd hole to earn one-stroke victory over Fred Couples...later that month, captured Casio World Open on Japanese Tour...achieved PGA TOUR exempt status following T26 finish at 1993 Qualifying Tournament...three-time All-American at Texas El-Paso.

**PERSONAL:** First played golf on Easter Sunday in 1978; 18 years later, won BellSouth Classic on Easter...uncertain he would return to Masters Tournament, so bought souvenir glass, filled it with bunker sand and placed tee and ball inside as remembrance of first visit to Augusta National in 1996...sponsors Paul Stankowski FCA (Fellowship of Christian Athletes) Golf Scramble in El Paso, TX...improved vision through LASIK surgery in Sept. 1998.

### PGA TOUR CAREER SUMMARY

PLAYOFF RECORD: 2-0

Year	Events Played	Cuts Made	1st	2nd	3rd	Top 10	Top 25	Earnings	Rank
1994	29	10				3	4	\$170,393	106
1995	31	15				1	3	\$144,558	133
1996	25	11	1			3	3	\$390,575	52
1997	29	22	1		1	5	15	\$929,405	21
1998	26	14				2	6	\$322,036	96
Total	140	72	2		1	14	31	\$1,956,967	132

### NIKE TOUR CAREER SUMMARY

Year	Events Played	Cuts Made	1st	2nd	3rd	Top 10	Top 25	Earnings	Rank
1991	1	1						\$1,063	223
1992	3	1					1	\$1,296	212
1993	1	1						\$665	243
1994	1								
1996	2	2	1			1	2	\$46,800	43
Total	8	5	1			1	3	\$49,824	

COMBINED TOTAL MONEY:

\$2,006,791

## PAUL STANKOWSKI...continued

1999 PGA TOUR CHARITY TEAM: Buick Classic

### TOP TOURNAMENT SUMMARY

YEAR	94	95	96	97	98
Masters Tournament			CUT	T5	T39
U.S. Open		CUT		T19	CUT
British Open Championship				CUT	
PGA Championship		CUT	T47	T67	CUT
THE PLAYERS Championship		CUT		T14	WD
THE TOUR Championship				T17	

### 1998 PGA TOUR STATISTICS

Scoring Average	71.13	(86T)
Driving Distance	275.1	(44)
Driving Accuracy Percentage	68.3	(111T)
Total Driving	155	(45T)
Greens in Regulation Pct.	68.7	(14T)
Putting Average	1.780	(73T)
Sand Save Percentage	54.2	(59T)
Eagles (Holes per)	346.5	(118T)
Birdies Average	3.77	(14T)
All-Around Ranking	519	(35)

### MISCELLANEOUS STATISTICS

Scoring Average Before Cut	71.37	(101T)
Scoring Average 3rd Round	69.46	(4)
Scoring Average Final Round	70.00	(11T)
Birdies Conversion %	30.5	(36T)
Par Breakers	21.2	(18)

1998 Low Round: 65: 3 times, most recent 1998 Las Vegas Invitational/5

Career Low Round: 64: 4 times, most recent 1997 GTE Byron Nelson Classic/1

Career Largest Paycheck: \$234,000: 1996 BellSouth Classic/1



## PAYNE STEWART

EXEMPT STATUS: Winner, 1991 U.S. Open (through 2001)

FULL NAME: William Payne Stewart

HEIGHT: 6' 1"

WEIGHT: 180

BIRTHDATE: January 30, 1957

BIRTHPLACE: Springfield, MO

RESIDENCE: Orlando, FL

FAMILY: Wife, Tracey Ferguson; Chelsea (11/13/85), Aaron (4/2/89)

COLLEGE: Southern Methodist University (1979, Business)

SPECIAL INTERESTS: Hunting, fishing, cooking

TURNED PROFESSIONAL: 1979

Q SCHOOL: Spring 1981

**TOUR VICTORIES (9):** 1982 Quad Cities Open. 1983 Walt Disney World Classic. 1987 Hertz Bay Hill Classic. 1989 MCI Heritage Classic, PGA Championship. 1990 MCI Heritage Classic, GTE Byron Nelson Classic. 1991 U.S. Open. 1995 Shell Houston Open

**INTERNATIONAL VICTORIES (7):** 1981 Indonesian Open (Asia), Indian Open (Asia). 1982 Coolangatta-Tweed Head Classic (Aus). 1990 World Cup (Indiv.). 1991 Heineken Dutch Open (Eur). 1992 Hassan II Trophy (Morocco). 1993 Hassan II Trophy (Morocco)

**OTHER VICTORIES:** 1982 Magnolia Classic

**BEST 1998 FINISHES:** 2--U.S. Open, Greater Vancouver Open; T3--MCI Classic; T4--Nissan Open, Michelob Championship at Kingsmill; T8--THE PLAYERS Championship

**1998 SEASON:** Enjoyed second-best earnings year of 17 full seasons on TOUR...began year by making first 15 cuts before missing at PGA Championship, where he shot rounds of 76-74...played in 19 events and finished in top 10 six times...played once on PGA European Tour at the Smurfit European Open, where he failed to make cut...earned best finish since T3 at 1997 Bay Hill Invitational with T4 at Nissan Open...opened with rounds of 60-67 to stand one off Billy Mayfair's 36-hole lead...closed 69-70 to finish T4 with John Daly...closing 65 at THE PLAYERS Championship produced T8 finish...65 was low round of day and tournament...bid for third MCI Classic title succumbed to final-round 72...stood two behind Davis Love III after 54 holes, but finished T3, 10 strokes back...led after each of first three rounds of U.S. Open after posting rounds of 66-71-70...closing 74 left him one stroke behind winner Lee Janzen, to whom he lost by two strokes in 1993 U.S. Open...tied Open record with six consecutive birdies over two days...birdied last three holes of first round and first three of second round...opening 64 gave him lead at Greater Vancouver Open...followed with rounds of 69-65, good for third-round lead...closing 70 left him three strokes behind Brandel Chamblee...finished T4 at Michelob Championship at Kingsmill after rounds of 70-67-71-67...finished season seventh on all-time money list with \$9,659,058.



## PAYNE STEWART...continued

**CAREER HIGHLIGHTS:** Nine PGA TOUR victories include two major championships...in 1989 PGA Championship, trailed Mike Reid by six strokes entering final round at Kemper Lakes, then shot 67 for one-stroke victory over Reid, Andy Bean and Curtis Strange...also won MCI Heritage Classic en route to best earnings year on TOUR and second-place finish on money list...had three second-place and two third-place finishes in 1989...overall that year, had 11 top-10 finishes in 24 starts...the following season, successfully defended MCI Heritage title and won GTE Byron Nelson Classic...finished third on money list in 1990...missed 10 weeks early in 1991 due to neck injury, but rebounded to win U.S. Open in playoff over Scott Simpson...victory drought of nearly four years ended in 1995 with win at Shell Houston Open, where he erased seven-stroke deficit in final round to force playoff with 54-hole leader Scott Hoch...won playoff with par on first extra hole...in 1996, finished T9 in defense of Shell Houston title and closed one stroke behind Tiger Woods at Walt Disney World/Oldsmobile Classic...had great start and finish to 1997 season...earned three of seven top-10s in first month, then posted other four in final month of play...earned more than \$500,000 for ninth time in career...made first start at Phoenix Open following elbow surgery the previous December...closest brush with victory came at Honda Classic, where three consecutive 68s placed him one stroke back after three rounds...final-round 71 fell one shy of Stuart Appleby...finished T3 at Bay Hill Invitational...second top-10 stretch began at Greater Vancouver Open, where finished T6...followed with T8 at Bell Canadian Open, T9 at Michelob Championship at Kingsmill and T10 at Walt Disney World/Oldsmobile Classic...has represented the United States on four Ryder Cup Teams...winner of three consecutive Skins Games from 1991-1993.

**PERSONAL:** Easily identified on course because he wears knickers...has own clothing line featuring them...donated 1987 Bay Hill Invitational winner's check to Florida Hospital Circle of Friends in memory of his father, who died two years earlier...1998 recipient of Southern Methodist University's Distinguished Alumni Award.

CAREER SUMMARY			PLAYOFF RECORD: 3-5						
Year	Events Played	Cuts Made	1st	2nd	3rd	Top 10	Top 25	Earnings	Rank
1981	10	5				1	2	\$13,400	160
1982	24	14	1		1	4	7	\$98,686	39
1983	32	23	1		1	7	12	\$178,809	25
1984	31	25		2	2	6	18	\$288,795	11
1985	26	24		1		6	15	\$225,729	19
1986	29	22		3	1	16	17	\$535,389	3
1987	27	22	1	2	2	7	17	\$511,026	12
1988	27	25		2	1	12	20	\$553,571	14
1989	24	19	2	3	2	11	15	\$1,201,301	2
1990	26	22	2	2	1	8	16	\$976,281	3
1991	19	16	1			2	12	\$476,971	31
1992	23	19			1	5	10	\$334,738	44
1993	26	22		4	3	12	16	\$982,875	6
1994	23	15				2	5	\$145,687	123
1995	27	22	1		1	6	15	\$866,219	12
1996	25	18		1	1	7	9	\$537,293	33
1997	23	20		1	1	7	8	\$538,289	40
1998	21	19		2	1	6	13	\$1,193,996	19
Total	444	352	9	23	19	125	227	\$9,659,058	7

1999 PGA TOUR CHARITY TEAM: MCI Classic

TOP TOURNAMENT SUMMARY																
YEAR	81	82	83	84	85	86	87	88	89	90	91	92	93	94	95	96
Masters Tournament			T32	T21	T25	T8	T42	T25	T24	T36		CUT	T9	CUT	T41	CUT
U.S. Open				CUT	T5	T6	CUT	T10	T13	CUT	1	T51	2	CUT	T21	T27
British Open Championship	T58			CUT	2	T35	T4	T7	T8	T2	T32	T34	12	CUT	T11	T44
PGA Championship		CUT	CUT	CUT	T12	T5	T24	T9	1	T8	T13	T69	T44	T66	T13	T69
THE PLAYERS Championship			CUT	T64	T13	T10	CUT	T8	CUT	T11		T13	T11	CUT	T3	T41
THE TOUR Championship							T21	T3	2	T25	T21		26			T16

TOP TOURNAMENT SUMMARY (cont.)																
YEAR	97	98														
Masters Tournament																
U.S. Open	T29	2														
British Open Championship	59	T44														
PGA Championship	T29	CUT														
THE PLAYERS Championship	CUT	T8														
THE TOUR Championship		T24														

## PAYNE STEWART...continued

**NATIONAL TEAMS:** Nissan Cup, 1986; Kirin Cup, 1987; World Cup (2), 1987, 1990; Ryder Cup (4), 1987, 1989, 1991, 1993; Asahi Glass Four Tours World Championship of Golf (2), 1989, 1990; Dunhill Cup, 1993

### 1998 PGA TOUR STATISTICS

Scoring Average	69.93	(14T)
Driving Distance	270.8	(84T)
Driving Accuracy Percentage	66.9	(131)
Total Driving	215	(134T)
Greens in Regulation Pct.	65.5	(89T)
Putting Average	1.766	(40T)
Sand Save Percentage	59.2	(16T)
Eagles (Holes per)	342.0	(117)
Birdies Average	3.49	(62T)
All-Around Ranking	553	(40)


### MISCELLANEOUS STATISTICS

Scoring Average Before Cut	70.26	(13)
Scoring Average 3rd Round	70.28	(28T)
Scoring Average Final Round	71.50	(114T)
Birdies Conversion %	30.2	(46T)
Par Breakers	19.7	(61T)

**1998 Low Round:** 64: 2 times, most recent 1998 Greater Vancouver Open/1

**Career Low Round:** 61: 1990 Walt Disney World/Oldsmobile Classic/3

**Career Largest Paycheck:** \$315,000: 1998 U.S. Open/2



## CURTIS STRANGE

**EXEMPT STATUS:** Winner, 1989 U.S. Open (through 1999)

**FULL NAME:** Curtis Northrop Strange

**HEIGHT:** 5' 11"

**BIRTHDATE:** January 30, 1955

**RESIDENCE:** Kingsmill, VA; plays out of Kingsmill on the James

**FAMILY:** Wife Sarah; Thomas Wright III (8/25/82), David Clark (4/3/85)

**COLLEGE:** Wake Forest University

**SPECIAL INTERESTS:** Fishing, Harley Davidsons

**TURNED PROFESSIONAL:** 1976

**WEIGHT:** 170

**BIRTHPLACE:** Norfolk, VA

**Q SCHOOL:** Spring 1977

**TOUR VICTORIES (17):** 1979 Pensacola Open. 1980 Michelob-Houston Open, Manufacturers Hanover Westchester Classic. 1983 Sammy Davis, Jr.-Greater Hartford Open. 1984 LaJet Classic. 1985 Honda Classic, Panasonic-Las Vegas Invitational, Canadian Open. 1986 Houston Open. 1987 Canadian Open, Federal Express-St. Jude Classic, NEC World Series of Golf. 1988 Independent Insurance Agent Open, Memorial Tournament, U.S. Open, Nabisco Championships. 1989 U.S. Open

**INTERNATIONAL VICTORIES (4):** 1986 ABC Cup (Japan). 1988 Sanctuary Cove Classic (Aus). 1989 Palm Meadows Cup (Aus). 1993 Greg Norman's Holden Classic (Aus)

**BEST 1998 FINISH:** T19--British Open Championship.

**1998 SEASON:** Played reduced schedule, due in large part to successful transition to broadcast booth as lead analyst for ABC Sports golf coverage...has quickly become one of game's top analysts, but at same time has proven he can still play...made cut in eight of 16 events...shared first-round lead at Doral-Ryder Open after opening with 68, round in which he bogeyed final two holes...closed with rounds of 71-75-76 for T41...finished 19th at British Open after rounds of 73-73-74-70...was his best finish in a major championship since T17 at 1995 PGA Championship.

**CAREER HIGHLIGHTS:** Winner of 17 PGA TOUR events, including consecutive U.S. Open titles...at 1988 U.S. Open at The Country Club, defeated Nick Faldo in an 18-hole playoff...became first to successfully defend U.S. Open title since Ben Hogan (1950-51) with one-stroke victory over Chip Beck, Mark McCumber and Ian Woosnam at Oak Hills in 1989...came close to third U.S. Open in 1994, but fell one stroke short of Ernie Els-Loren Roberts-Colin Montgomerie playoff...in 1988, became first player to surpass \$1 million in a season when he captured his third of three money titles...won at least one tournament each year for seven years (1983-89)...finished T2 at 1989 PGA Championship, one behind Payne Stewart...competed 20 times in 1997, making 12 cuts with one top-10 finish (T2 Buick Open)...five-time Ryder Cup team member...1985, 1987 and 1988 Golf Writers Association Player of the Year...set course record at Old Course at St. Andrews (62) during 1987 Dunhill Cup...captured 1974 NCAA Championship while attending Wake Forest University.

**PERSONAL:** Started playing golf at age seven; father owned White Sands CC in Virginia Beach, VA...identical twin, Allen, was TOUR member...began fulltime assignment as lead analyst for ABC Sports in 1997.

## CURTIS STRANGE...continued

CAREER SUMMARY				PLAYOFF RECORD: 6-3						
Year	Events Played	Cuts Made	1st	2nd	3rd	Top 10	Top 25	Earnings	Rank	
1975 (Am.)	1	1								
1976 (Am.)	1	1					1			
1976	1	1						\$375	268	
1977	18	11		1		2	3	\$30,928	81	
1978	28	16				3	7	\$29,346	89	
1979	34	24	1		1	9	16	\$138,368	21	
1980	30	27	2	1	2	9	21	\$271,888	3	
1981	28	23		1	3	12	19	\$201,513	9	
1982	29	26		2	3	12	19	\$263,378	10	
1983	28	22	1	1	1	6	14	\$200,116	21	
1984	26	23	1		3	9	18	\$276,773	14	
1985	25	22	3	2		7	12	\$542,321	1	
1986	25	19	1			6	12	\$237,700	32	
1987	26	23	3	1	1	11	16	\$925,941	1	
1988	24	21	4			6	12	\$1,147,644	1	
1989	21	20	1	1	3	9	16	\$752,587	7	
1990	20	17				6	10	\$277,172	53	
1991	20	13		2		3	5	\$336,333	48	
1992	17	13				2	6	\$150,639	99	
1993	24	16			1	5	8	\$262,697	63	
1994	23	18			1	5	9	\$390,881	41	
1995	24	17			1	4	9	\$358,175	49	
1996	24	15				1	4	\$181,883	116	
1997	20	12		1		1	3	\$171,092	129	
1998	16	8					1	\$78,836	192	
Total	534	409	17	13	20	128	241	\$7,226,587	14	

1999 PGA TOUR CHARITY TEAM: Michelob Championship at Kingsmill


TOP TOURNAMENT SUMMARY																
YEAR	76	78	80	81	82	83	84	85	86	87	88	89	90	91	92	
Masters Tournament	T15		CUT	T19	T7	CUT	T46	T2	T21	T12	T21	T18	T7	T42	T31	
U.S. Open			T16	T17	T39	T26	3	T31	CUT	T4	1	1	T21	CUT	T23	
British Open	CUT				T15	T29			T14		T13	T61	CUT	T38	CUT	
PGA Championship		T58	T5	T27	T14	86	CUT	CUT	CUT	9	T31	T2	CUT	W/D	CUT	
THE PLAYERS Championship			21	T2	T51	T8	T33	T33	CUT	CUT	DQ	T34	T16	T6	W/D	
THE TOUR Championship										30	1	T11				

TOP TOURNAMENT SUMMARY (cont.)																
YEAR	93	94	95	96	97	98										
Masters Tournament	W/D	T27	9	CUT												
U.S. Open	T25	4	T36	T27	CUT	CUT										
British Open Championship			CUT	T72	T44	T19										
PGA Championship	CUT	T19	T17	T26	CUT											
THE PLAYERS Championship	CUT	CUT	T23	CUT	CUT	CUT										

NATIONAL TEAMS: World Amateur Team, 1974; Walker Cup, 1975; Ryder Cup (5), 1983, 1985, 1987, 1989, 1995; Nissan Cup, 1985; Dunhill Cup (7), 1985, 1987, 1988, 1989, 1990, 1991, 1994; Kirin Cup (2), 1987, 1988; Four Tours Championship, 1989

1998 PGA TOUR STATISTICS																
Scoring Average	71.72	(140)														
Driving Distance	261.1	(171)														
Driving Accuracy Percentage	71.9	(60T)														
Total Driving	231	(154T)														
Greens in Regulation Pct.	64.6	(104T)														
Putting Average	1.778	(67T)														
Sand Save Percentage	59.8	(13)														
Eagles (Holes per)	225.0	(65T)														
Birdies Average	3.24	(114)														
All-Around Ranking	734	(95)														

MISCELLANEOUS STATISTICS																
Scoring Average Before Cut	72.00	(142)														
Scoring Average 3rd Round	71.89	(151T)														
Scoring Average Final Round	72.25	(151T)														
Birdies Conversion %	28.4	(99T)														
Par Breakers	18.4	(113T)														
1998 Low Round:	65:	1998 United Airlines Hawaiian Open/1														
Career Low Round:	62:	2 times, most recent 1983 Sammy Davis Jr. Greater Hartford Open/2														
Career Largest Paycheck:	\$360,000:	1988 Nabisco Championship/1														



## STEVE STRICKER (STRICK-er)

**EXEMPT STATUS:** 1996 two-time tournament winner (through 1999)  
**FULL NAME:** Steven Charles Stricker  
**HEIGHT:** 6' 0" **WEIGHT:** 185  
**BIRTHDATE:** February 23, 1967 **BIRTHPLACE:** Edgerton, WI  
**RESIDENCE:** Tampa, FL  
**FAMILY:** Wife, Nicki; Bobbi Maria (8/31/98)  
**COLLEGE:** University of Illinois  
**SPECIAL INTERESTS:** Hunting, clay target shooting  
**TURNED PROFESSIONAL:** 1990 **Q-SCHOOL:** 1993

**TOUR VICTORIES (2):** 1996 Kemper Open, Motorola Western Open

**INTERNATIONAL VICTORIES (2):** 1990 Victoria Open (Can), 1993 Canadian PGA

**BEST 1998 FINISHES:** 2--PGA Championship, Greater Milwaukee Open; 5--GTE Byron Nelson Classic; T5--U.S. Open, Motorola Western Open, THE TOUR Championship; T6--Bay Hill Invitational, Buick Open; T7--United Airlines Hawaiian Open; T8--Kemper Open

**1998 SEASON:** Rebounded from down season to regain the form he exhibited during career year of 1996...playing a limited schedule of 21 events, made 20 cuts...played only four times after Aug. 1 and finished in top 10 each time...all in all, had career-best 10 top-10 finishes and 12 top-25s...first top-10 of season came at United Airlines Hawaiian Open, where rounds of 66-67-68-69-270 produced T7...rounds of 67-72-68-73 produced Bay Hill Invitational T6, his second top-10 of year...became first player to eagle sixth hole of TPC at Sawgrass Stadium Course during third round of THE PLAYERS Championship...finished fifth at GTE Byron Nelson Classic and T8 at Kemper Open...had back-to-back T5s at U.S. Open and Motorola Western Open...rounds of 73-71-69-73 produced best U.S. Open finish...recorded Buick Open T6...shared third-round lead at Warwick Hills G&CC, but finished five strokes behind winner Billy Mayfair...rounds of 68-69-66 produced third-round tie for lead with Vijay Singh at PGA Championship...closing 70 left him two strokes shy of Singh...followed second-place finish at PGA Championship with another runner-up at Greater Milwaukee Open...final appearance of year and last top-10 came at THE TOUR Championship, where opening and closing 69s helped produce T5.

**CAREER HIGHLIGHTS:** Impressive 1996 season included seven top-10 finishes, all either firsts, seconds or thirds...earned \$1,383,739 to finish fourth on money list...first PGA TOUR victory came at Kemper Open, where he moved to within one stroke of Jay Williamson's lead with third-round 65...closed with 68 for three-stroke victory...won again at Motorola Western Open, where opening round of 65, along with closing rounds of 65 and 69, gave him an eight-stroke victory...T2 at NEC World Series of Golf, third at United Airlines Hawaiian Open, Greater Greensboro Chrysler Classic and THE TOUR Championship...finished T3 in front of hometown fans at Greater Milwaukee Open...was 2-3 in 1996 Presidents Cup...was 5-0 on victorious Dunhill Cup team in 1996...tied for second place in second event as a TOUR member, 1994 Northern Telecom Open...T3 at 1994 Canon Greater Hartford Open...finished 50th on the money list that year, fourth among rookies...All-American at University of Illinois in 1988-89.

**PERSONAL:** Wife Nicki, who had been his caddie throughout his professional career, gave up the bag last season to deliver daughter Bobbi Maria...father-in-law Dennis Tiziani, golf coach at University of Wisconsin, is his teacher...brother-in-law Mario Tiziani has played in several PGA TOUR events.

### PGA TOUR CAREER SUMMARY

PLAYOFF RECORD: 0-0

Year	Events Played	Cuts Made	1st	2nd	3rd	Top 10	Top 25	Earnings	Rank
1990	1	1						\$3,974	255
1991	1								
1992	2	1						\$5,550	261
1993	6	2				1	1	\$46,171	186
1994	26	22		1	1	4	6	\$334,409	50
1995	23	20				4	13	\$438,931	40
1996	22	19	2	1	4	7	10	\$1,383,739	4
1997	20	13				1	3	\$167,652	130
1998	21	20		2		10	12	\$1,313,948	13
Total	122	98	2	4	5	27	45	\$3,694,374	71

### NIKE TOUR SUMMARY

Year	Events Played	Cuts Made	1st	2nd	3rd	Top 10	Top 25	Earnings	Rank
1990	2	2		1		1	1	\$10,080	86
1991	12	7				1	4	\$11,298	85
1992	1	1						\$1,065	227
1993	3	1						\$820	226
Total	18	11		1		2	5	\$23,263	

COMBINED TOTAL MONEY:

\$3,717,636

## STEVE STRICKER...continued

1999 PGA TOUR CHARITY TEAM: Reno-Tahoe Open

### TOP TOURNAMENT SUMMARY

YEAR	93	94	95	96	97	98
Masters Tournament				CUT	CUT	
U.S. Open	83		T13	T60	T36	T5
British Open Championship				T22	T62	T52
PGA Championship			T23	T26	CUT	2
THE PLAYERS Championship	T23	T11	CUT	CUT		T51
THE TOUR Championship			3			T5

NATIONAL TEAMS: The Presidents Cup, 1996; Dunhill Cup, 1996

### 1998 PGA TOUR STATISTICS

Scoring Average	69.89	(12)
Driving Distance	272.6	(66T)
Driving Accuracy Percentage	66.6	(135T)
Total Driving	201	(113T)
Greens in Regulation Pct.	65.2	(94T)
Putting Average	1.740	(7)
Sand Save Percentage	62.9	(71)
Eagles (Holes per)	164.0	(28)
Birdies Average	3.70	(24)
All-Around Ranking	373	(12)

### MISCELLANEOUS STATISTICS

Scoring Average Before Cut	69.82	(2)
Scoring Average 3rd Round	69.85	(12)
Scoring Average Final Round	72.25	(151T)
Birdies Conversion %	32.1	(13T)
Par Breakers	21.1	(19T)

1998 Low Round: 63: 1998 Greater Milwaukee Open/2

Career Low Round: 63: 1998 Greater Milwaukee Open/2

Career Largest Paycheck: \$360,000: 1996 Motorola Western Open/1



## DAVID SUTHERLAND

EXEMPT STATUS: 122nd on 1998 money list

FULL NAME: David Allan Sutherland

HEIGHT: 6' 0"

BIRTHDATE: February 20, 1966

RESIDENCE: Sacramento, CA

FAMILY: Single

COLLEGE: Fresno State University (1989, History)

SPECIAL INTERESTS: Basketball, reading, history

TURNED PROFESSIONAL: 1989

WEIGHT: 180

BIRTHPLACE: Roseville, CA

Q SCHOOL: 1991, 1996

BEST CAREER FINISH: T2--1997 Greater Milwaukee Open

BEST 1998 FINISH: T16--THE PLAYERS Championship

**1998 SEASON:** In a season with mixed results, his best finish came at THE PLAYERS Championship...rounds of 73-73-69-72-286 produced a T16...THE PLAYERS was one of seven top-25 finishes, but he never was able to crack the top 10...finished 18th at Sprint International...made cut in his last two starts, at Las Vegas Invitational and National Car Rental Golf Classic at Walt Disney World Resort, in order to finish 122nd on money list...averaged \$4,500 at those two tournaments to ensure fully exempt status for 1999.

**CAREER HIGHLIGHTS:** Broke into money-list top 100 for first time in his career in 1997, season in which he also earned his best finish prior to 1999...shot 70-65-65 and shared first-round lead with Fulton Allem at Greater Milwaukee Open...final-round 69 good for T2 with Loren Roberts, one stroke behind Scott Hoch...barely missed 50-foot putt for eagle from fringe that would have



## DAVID SUTHERLAND...continued

forced playoff with Hoch...week prior to Milwaukee, posted first top-10 of career at Greater Vancouver Open...shot 68-68-68-69 and finished T6...best finish prior to 1997 came at 1991 Buick Southern Open...shot 61-71-70-71—279 to finish T3...that was the only top-10 in a year in which he earned \$71,629 and finished 152nd on money list...played NIKE TOUR in 1992, finishing 43rd on money list...earned exempt status on 1997 TOUR by finishing T16 at 1996 PGA TOUR Qualifying Tournament

**PERSONAL:** Brother Kevin is also member of PGA TOUR...an amateur historian and huge Civil War buff.

PGA TOUR CAREER SUMMARY					PLAYOFF RECORD: 0-0				
Year	Events Played	Cuts Made	1st	2nd	3rd	Top 10	Top 25	Earnings	Rank
1991	28	11			1	1	1	\$71,629	152
1992	10	5					1	\$11,297	235
1995	1								
1997	28	14		1		2	6	\$288,663	84
1998	31	17					7	\$239,330	122
Total	98	47		1	1	3	15	\$610,919	274

NIKE TOUR CAREER SUMMARY									
Year	Events Played	Cuts Made	1st	2nd	3rd	Top 10	Top 25	Earnings	Rank
1990	4	3				1	2	\$4,228	122
1992	20	12				4	9	\$35,261	43
1993	19	13				2	6	\$23,428	72
1994	4	2				1	1	\$4,887	142
1995	2								
1996	3	3			1	1	2	\$16,045	96
1997	1								
Total	53	33			1	9	20	\$83,849	
COMBINED TOTAL MONEY:								\$694,768	

### PGA TOUR TOP TOURNAMENT SUMMARY

YEAR 98

PGA Championship 70

THE PLAYERS Championship T16

### 1998 PGA TOUR STATISTICS

Scoring Average	71.47	(118T)
Driving Distance	269.3	(102)
Driving Accuracy Percentage	65.7	(149T)
Total Driving	251	(167T)
Greens in Regulation Pct.	65.6	(87T)
Putting Average	1.802	(143T)
Sand Save Percentage	55.9	(39T)
Eagles (Holes per)	279.0	(96T)
Birdies Average	3.32	(98T)
All-Around Ranking	832	(120)


### MISCELLANEOUS STATISTICS

Scoring Average Before Cut	71.60	(121T)
Scoring Average 3rd Round	71.71	(142)
Scoring Average Final Round	70.50	(27T)
Birdies Conversion %	28.1	(105T)
Par Breakers	18.8	(94T)

1998 Low Round: 66: 4 times, most recent 1998 Greater Milwaukee Open/4

Career Low Round: 63: 1991 United Airlines Hawaiian Open/2

Career Largest Paycheck: \$114,400: 1997 Greater Milwaukee Open/T2



## KEVIN SUTHERLAND

**EXEMPT STATUS:** 66th on 1998 money list

**FULL NAME:** Kevin John Sutherland

**HEIGHT:** 6' 1"

**BIRTHDATE:** July 4, 1964

**RESIDENCE:** Sacramento, CA

**FAMILY:** Wife, Mary

**COLLEGE:** Fresno State University (1987, Business)

**SPECIAL INTERESTS:** Basketball, baseball

**TURNED PROFESSIONAL:** 1987

**WEIGHT:** 185

**BIRTHPLACE:** Sacramento, CA

**Q SCHOOL:** 1993, 1995, 1996

**BEST CAREER FINISH:** 2--1997 Shell Houston Open.

**BEST 1998 PGA TOUR FINISHES:** T3--Buick Invitational; T7--Honda Classic, Buick Classic

**1998 SEASON:** Had year similar to 1997, with three top-10s and 66th-place finish on money list...first top-10 came at Buick Invitational, where rounds of 68-67-70 left him one stroke shy of second career playoff...T3 with Tiger Woods and Davis Love III, one stroke behind Skip Kendall and Scott Simpson, who defeated Kendall in subsequent playoff...finished T7 at Honda Classic after rounds of 70-68-70-70-278...struggled following 42nd-place finish at THE PLAYERS Championship, making only two of next seven cuts...rebounded at Buick Classic, where he led after an opening 64...followed with rounds of 70-73 to finish T7 in rain-shortened event...made nine consecutive cuts, starting with Motorola Western Open and finishing with Bell Canadian Open...made 22 of 30 cuts overall.

**CAREER HIGHLIGHTS:** During 1997, his best year to date on TOUR, played in 27 tournaments, posting four top-10s, six top-25s and earning \$455,860...money total and ranking (52nd) the best of his short TOUR career...came close to victory at 1997 Shell Houston Open...shot rounds of 68-72-76 to share 54-hole lead with Phil Blackmar...on Sunday, both players shot 70 before Blackmar won the ensuing playoff with birdie on first extra hole...Shell Houston paycheck, worth \$172,800, more than his career earnings total heading into that season...following week, rounds of 70-71-70-68 produced BellSouth Classic T9...finished with T13 at Canon Greater Hartford Open...followed with T5 and T6 at Sprint International and Las Vegas Invitational, respectively...best finish prior to 1997 came at 1996 Canon Greater Hartford Open, where he finished T9, eight strokes behind D.A. Weibring...member of NIKE TOUR in 1991-92...second-team All-American at Fresno State University.

**PERSONAL:** Brother David is a member of PGA TOUR...the Sutherlands often can be seen practicing together at TOUR stops, especially on putting areas...won 1997 EA Sports Challenge Championship, defeating defending champion Paul Goydos.

PGA TOUR CAREER SUMMARY						PLAYOFF RECORD: 0-1			
Year	Events Played	Cuts Made	1st	2nd	3rd	Top 10	Top 25	Earnings	Rank
1991	1	1						\$2,030	296
1995	1								
1996	33	21				1	4	\$144,828	135
1997	27	17		1		4	6	\$455,860	52
1998	30	22			1	3	9	\$444,429	66
Total	92	61		1	1	8	19	\$1,047,147	217

NIKE TOUR CAREER SUMMARY									
Year	Events Played	Cuts Made	1st	2nd	3rd	Top 10	Top 25	Earnings	Rank
1990	2	1					1	\$1,475	176
1991	26	16		1		2	8	\$30,221	40
1992	15	6		1		2	4	\$21,444	63
1993	5	5				1	5	\$15,113	91
1994	4	3				1	2	\$10,130	106
1995	26	21				7	12	\$60,822	32
Total	78	52		2		13	32	\$139,205	
COMBINED TOTAL MONEY:								\$1,186,352	

**1999 PGA TOUR CHARITY TEAM:** Shell Houston Open

## KEVIN SUTHERLAND...continued

### PGA TOUR TOP TOURNAMENT SUMMARY

YEAR	96	97	98
U.S. Open	CUT	CUT	
PGA Championship		T76	T44
THE PLAYERS Championship			T42

### 1998 PGA TOUR STATISTICS

Scoring Average	70.79	(47)
Driving Distance	270.8	(84T)
Driving Accuracy Percentage	64.9	(162T)
Total Driving	246	(165)
Greens in Regulation Pct.	66.1	(70T)
Putting Average	1.778	(67T)
Sand Save Percentage	54.9	(50)
Eagles (Holes per)	257.1	(87)
Birdies Average	3.30	(105)
All-Around Ranking	672	(74)

### MISCELLANEOUS STATISTICS

Scoring Average Before Cut	70.90	(51)
Scoring Average 3rd Round	70.95	(79T)
Scoring Average Final Round	71.76	(131)
Birdies Conversion %	27.7	(119T)
Par Breakers	18.7	(100T)

1998 Low Round: 64: 1998 Buick Classic/1  
 Career Low Round: 63: 1997 Las Vegas Invitational/2  
 Career Largest Paycheck: \$172,800: 1997 Shell Houston Open/2



## HAL SUTTON

**EXEMPT STATUS:** Winner, 1998 TOUR Championship (through 2001)

**FULL NAME:** Hal Evan Sutton

**HEIGHT:** 6' 1"

**WEIGHT:** 185

**BIRTHDATE:** April 28, 1958

**BIRTHPLACE:** Shreveport, LA

**RESIDENCE:** Shreveport, LA

**FAMILY:** Wife, Ashley; Samantha Jean (11/24/96)

**COLLEGE:** Centenary College (Business)

**SPECIAL INTERESTS:** Horses, hunting and fishing

**TURNED PROFESSIONAL:** 1981

**Q SCHOOL:** Fall 1981

**TOUR VICTORIES (10):** 1982 Walt Disney World Golf Classic. 1983 Tournament Players Championship, PGA Championship. 1985 St. Jude Memphis Classic, Southwest Classic. 1986 Phoenix Open, Memorial Tournament. 1995 B.C. Open. 1999 Westin Texas Open, THE TOUR Championship

**BEST 1998 FINISHES:** 1--Westin Texas Open, THE TOUR Championship; T2--GTE Byron Nelson Classic; T4--Bell Canadian Open; T6--Shell Houston Open; T8--Greater Greensboro Chrysler Classic, Kemper Open, Buick Challenge; T9--Quad City Classic

**1998 SEASON:** Reestablished himself as one of the top players on TOUR...won twice in one season for the first time since 1986...also had best money-list finish since 1983, when he was first...first of nine top-10 finishes came at Greater Greensboro Chrysler Classic, where rounds of 65-67 brought share of second-round lead...closed with 74-75 to finish T8...came back the following week at Shell Houston Open to move up two places...rounds of 70-73-69-68 produced T6...third top-10 of season came at GTE Byron Nelson Classic, where rounds of 66-65-68-69 produced three-way T2...held 36-hole outright lead...in next event, finished T8 at Kemper Open...finished T9 and T4 at Quad City Classic and Bell Canadian Open, respectively...earned ninth PGA TOUR victory, first since 1995 B.C. Open, with one-stroke win over Justin Leonard and Jay Haas at Westin Texas Open...victory allowed him to jump from 31st to 15th place on money list...following week, finished T8 at Buick Challenge for eighth top-10 finish of year...defeated Vijay Singh in playoff to capture THE TOUR Championship at East Lake GC...birdie on first extra hole produced \$720,000 payday, largest of career, and jumped him from 17th to fifth place on money list...qualified for his first Presidents Cup Team, but subsequently was forced to withdraw due to his father-in-law's death...finished first in greens in regulation (71.3%) and total driving (62 points).

**CAREER HIGHLIGHTS:** Was among golf's brightest stars in early- and mid-1980s with seven victories in first five years on PGA TOUR...as rookie in 1982, posted three seconds, a third and, in final event of his season - Walt Disney World Golf Classic - his first victory...finished atop money list the following year with \$426,668 and victories in Tournament Players Championship (now THE PLAYERS Championship) and PGA Championship...led wire-to-wire at PGA Championship, defeating Jack Nicklaus by one stroke...trailed John Cook by four strokes entering final round of Tournament Players Championship before closing 69 gave him

## HAL SUTTON...continued

one-stroke victory...won two tournaments in 1985 and in 1986...winless for eight years after 1986, with low point coming in 1992, when earnings fell to \$39,324...10-year Tournament Players Championship exemption ran out after 1993 season, so he played 1994 under one-time exemption for being in top 50 in career earnings...comeback began that season, when he made \$540,162 and twice finished second...received Hilton Bounceback Award as result...in 1995, returned to winner's circle at B.C. Open...closing 10-under-par 61 was best final round by winner since Johnny Miller at 1975 Dean Martin Tucson Open...four top-10 performances highlighted 1997...finished T3 at Buick Challenge, T4 at MCI Classic and Shell Houston Open...finished 1997 third in greens in regulation and second in total driving...1983 PGA of America and Golf Writers Player of the Year...winner 1980 U.S. Amateur...1980 GOLF Magazine College Player of the Year.

**PERSONAL:** As side-business and hobby, rides and sells cutting horses...family owns an oil company in hometown of Shreveport, LA.


CAREER SUMMARY			PLAYOFF RECORD: 4-2						
Year	Events Played	Cuts Made	1st	2nd	3rd	Top 10	Top 25	Earnings	Rank
1980(Am.)	1	1							
1981(Am.)	2	2							
1981	4								
1982	31	25	1	3	1	8	15	\$237,434	11
1983	30	25	2	1	1	12	16	\$426,668	1
1984	26	23		1	1	11	16	\$227,949	26
1985	26	23	2	1	1	7	16	\$365,340	7
1986	28	23	2	1		9	11	\$429,434	6
1987	25	20		3		6	16	\$477,996	16
1988	27	16				1	8	\$137,296	88
1989	30	20		2		7	12	\$422,703	23
1990	28	18				4	8	\$207,084	75
1991	28	23			1	5	13	\$346,411	47
1992	29	8					1	\$39,234	185
1993	29	13				1	2	\$74,144	161
1994	29	23		2		4	15	\$540,162	29
1995	31	17	1	2		4	8	\$554,733	32
1996	29	17				1	7	\$193,723	109
1997	29	18			1	4	9	\$453,928	54
1998	30	22	2	1		9	16	\$1,838,740	5
Total	492	337	10	17	6	93	189	\$6,972,978	18

**1999 PGA TOUR CHARITY TEAM:** Entergy Classic

TOP TOURNAMENT SUMMARY																		
YEAR	81	82	83	84	85	86	87	88	89	90	91	92	93	94	95	96	97	98
Masters Tournament	CUT		T27	CUT	T31	CUT	CUT	CUT	CUT	CUT		CUT			CUT	CUT		
U.S. Open	CUT	T19	6	T16	T23	T4	T31	64	T29	CUT	CUT				T36		T19	
British Open Championship	T47	CUT	T29	CUT			T11	CUT										
PGA Championship		T29	1	T6	T65	T21	T28	T66	CUT	T49	T7	CUT	T31	T55	CUT	CUT	CUT	T27
THE PLAYERS Championship			1	T41	T22	T7	T24	CUT	T29	CUT	T68	CUT	CUT	T19	CUT	T53	T50	T18
THE TOUR Championship							T5		T22					T24				1

**NATIONAL TEAMS:** Walker Cup (2), 1979, 1981; USA vs. Japan, 1983; Ryder Cup (2), 1985, 1987; Nissan Cup, 1986; The Presidents Cup, 1998 (withdrew)

1998 PGA TOUR STATISTICS			MISCELLANEOUS STATISTICS		
Scoring Average	70.05	(16)	Scoring Average Before Cut	70.29	(14)
Driving Distance	273.2	(58T)	Scoring Average 3rd Round	69.68	(8)
Driving Accuracy Percentage	78.6	(4)	Scoring Average Final Round	70.81	(55)
Total Driving	62	(1)	Birdies Conversion %	28.5	(96T)
Greens in Regulation Pct.	71.3	(1)	Par Breakers	21.1	(19T)
Putting Average	1.772	(55T)			
Sand Save Percentage	47.6	(148T)	1998 Low Round:	64:	1998 Quad City Classic/1
Eagles (Holes per)	133.7	(11)	Career Low Round:	61:	1995 B.C. Open/4
Birdies Average	3.66	(28T)	Career Largest Paycheck:	\$720,000:	1998 THE TOUR Championship/1
All-Around Ranking	321	(7)			



# PHIL TATAURANGI

(TAT-uh-RANG-gee)

**EXEMPT STATUS:** 89th on 1998 money list

**FULL NAME:** Phillip Mikaera Tataurangi

**BIRTHDATE:** October 31, 1971

**RESIDENCE:** Taupo, New Zealand

**FAMILY:** Wife, Melanie

**SPECIAL INTERESTS:** Music, cooking, friends, sports

**TURNED PROFESSIONAL:** 1993

**WEIGHT:** 175

**BIRTHPLACE:** Auckland, New Zealand

**Q SCHOOL:** 1993, 1996

**BEST CAREER FINISH:** 2--1998 Michelob Championship at Kingsmill

**NIKE TOUR VICTORIES (1):** 1996 NIKE Tri-Cities Open

**BEST 1998 FINISHES:** 2--Michelob Championship at Kingsmill

**1998 SEASON:** Continued to improve in only his third full year on TOUR...following 96th-place finish on 1997 money list, finished 89th in 1998...struggled early in year with six consecutive missed cuts and eight of nine to begin season...final event in first nine starts was T12 finish at Freeport-McDermott Classic...finished in top 25 five times and in the top 10 once...lone top-10 came at Michelob Championship at Kingsmill...runner-up finish at Kingsmill GC best of his career and first top-10 since 1997 Bell Canadian Open...shared first-round lead with David Duval after opening with 65...stood one stroke back after 36 holes and two back after 54...closing 69 left him two strokes behind Duval...second-place finish lifted him from 165th on money list to 86th place...\$205,200 payday his career best.

**CAREER HIGHLIGHTS:** In 1997, second full season on TOUR, had strong latter part of year...made five of six top-25 finishes and lone top-10 from late summer through October...rounds of 69-69-68-67-273 produced July T9 at Canon Greater Hartford Open, his first career PGA TOUR top-10...finished T12 at NEC World Series of Golf, for which he qualified by winning 1996 Australian PGA Championship...at 1997 Bell Canadian Open, opened 69-67 to trail 36-hole leader Rocco Mediate by one stroke...closing rounds of 72-69 left him in third place, two strokes behind winner Steve Jones...medalist at 1992 World Amateur Team Championship as member of New Zealand's winning team...placed 50th on 1995 NIKE TOUR money list and 24th in 1996...winner of 1996 NIKE Tri-Cities Open and 1996 Australian PGA Championship...best finish on PGA TOUR prior to 1997 season was T16 at 1994 Buick Classic...gained exempt status on TOUR by finishing T7 at 1996 PGA TOUR Qualifying Tournament.

**PERSONAL:** Father, TeRoi, played on New Zealand national rugby team from 1960-66...got his start in golf at age seven by caddying for his father...first played with a cutdown set of ladies clubs.

PGA TOUR CAREER SUMMARY							PLAYOFF RECORD: 0-0		
Year	Events Played	Cuts Made	1st	2nd	3rd	Top 10	Top 25	Earnings	Rank
1994	24	9					2	\$47,587	190
1996	1	1						\$3,743	333
1997	26	12			1	2	6	\$256,930	96
1998	28	13		1		1	5	\$335,821	89
Total	81	35		1	1	3	13	\$644,079	270

NIKE TOUR SUMMARY									
Year	Events Played	Cuts Made	1st	2nd	3rd	Top 10	Top 25	Earnings	Rank
1994	2	1					1	\$2,374	173
1995	24	13		1		2	5	\$39,579	50
1996	20	13	1		1	3	8	\$77,535	24
Total	46	27	1	1	1	5	14	\$119,489	
COMBINED TOTAL MONEY:								\$763,568	

**1999 PGA TOUR CHARITY TEAM:** Las Vegas Invitational

PGA TOUR TOP TOURNAMENT SUMMARY	
YEAR	98
U.S. Open	CUT
THE PLAYERS Championship	CUT



## PHIL TATAURANGI...continued

NATIONAL TEAMS: World Amateur Team Championship, 1992

### 1998 PGA TOUR STATISTICS

Scoring Average	71.45	(116T)
Driving Distance	267.5	(124T)
Driving Accuracy Percentage	66.6	(135T)
Total Driving	259	(171)
Greens in Regulation Pct.	62.2	(161T)
Putting Average	1.783	(83T)
Sand Save Percentage	51.7	(95T)
Eagles (Holes per)	711.0	(171)
Birdies Average	3.22	(116T)
All-Around Ranking	1,001	(154)


### MISCELLANEOUS STATISTICS

Scoring Average Before Cut	71.73	(131)
Scoring Average 3rd Round	71.36	(111T)
Scoring Average Final Round	71.23	(92)
Birdies Conversion %	28.7	(88T)
Par Breakers	18.0	(121T)

1998 Low Round: 65: 1998 Michelob Championship at Kingsmill/1

Career Low Round: 65: 2 times, most recent 1998 Michelob Championship at Kingsmill/1

Career Largest Paycheck: \$205,200: 1998 Michelob Championship at Kingsmill/2



## ESTEBAN TOLEDO (ES-TUH-BON TOE-LAY-DOE)

EXEMPT STATUS: 93rd on 1998 money list

FULL NAME: Esteban L. Toledo

BIRTHDATE: September 10, 1962

RESIDENCE: Costa Mesa, CA

FAMILY: Wife, Colleen; Nicholas (2/14/90)

SPECIAL INTERESTS: Family, hunting, fishing, cars

TURNED PROFESSIONAL: 1986

WEIGHT: 160

BIRTHPLACE: Mexicali, Mexico

Q SCHOOL: 1993, 1997

BEST PGA TOUR FINISH: T3--1998 BellSouth Classic

BEST NIKE TOUR FINISH: T2--1991 Ben Hogan Reno Open. 1993 NIKE White Rose Classic

BEST 1998 PGA TOUR FINISHES: T3--BellSouth Classic; T7--CVS Charity Classic

BEST 1998 NIKE TOUR FINISH: 4--NIKE Louisiana Open

**1998 SEASON:** Enjoyed successful year with earnings of \$327,244...93rd-place finish on money list meant that, for the first time since 1986, he did not need to attend the PGA TOUR Qualifying Tournament...earned best TOUR finish and biggest payday at BellSouth Classic, where rounds of 66-75-66-67 produced T3 worth \$104,400...stood one off Mark Calcavecchia's first-round lead at TPC at Sugarloaf after his opening 66...closed three strokes behind winner Tiger Woods...overall, had two top-10 finishes and six top-25s...first top-25 came at Freeport-McDermott Classic, where rounds of 72-72-68-72 produced T19 worth \$18,488, at that juncture the largest paycheck of his career...second top-10 of season came at CVS Charity Classic, where final-round 64 produced T7...other top-25 finishes came at Kemper Open (T25), Deposit Guaranty Golf Classic (T21) and Greater Vancouver Open (T15).

**CAREER HIGHLIGHTS:** A member of the NIKE TOUR from 1990-93, then again in 1995 and 1997...achieved lifelong dream at 1993 PGA TOUR Qualifying Tournament, where he earned his 1994 TOUR card by finishing T26...has two second-place finishes on NIKE TOUR...first came at 1991 Reno Open, where he lost to John Flannery on fourth playoff hole...second runner-up finish came at 1993 NIKE White Rose Classic...has represented Mexico in four World Cups: 1992, 1994, 1995 and 1998...qualified for 1998 PGA TOUR by finishing 24th at 1997 Q-School.

**PERSONAL:** Learned to play golf while working at a driving range in Mexico...was a professional boxer for four years, but appendicitis ended that career.

## ESTEBAN TOLEDO...continued

### PGA TOUR CAREER SUMMARY

PLAYOFF RECORD: 0-0

Year	Events Played	Cuts Made	1st	2nd	3rd	Top 10	Top 25	Earnings	Rank
1986	2								
1989	1								
1992	1								
1994	28	12					3	\$66,049	176
1995	1								
1998	30	18			1	2	6	\$327,244	93
Total	63	30			1	2	9	\$393,293	317

### NIKE TOUR SUMMARY

Year	Events Played	Cuts Made	1st	2nd	3rd	Top 10	Top 25	Earnings	Rank
1990	30	14				1	6	\$11,485	82
1991	28	19		1		4	13	\$34,339	31
1992	28	18			1	4	11	\$32,910	45
1993	28	19		1		2	11	\$48,479	36
1994	1	1					1	\$1,881	190
1995	26	18				1	9	\$32,635	59
1996	4	1					1	\$2,455	186
1997	29	18			1	6	14	\$71,424	29
1998	2	1				1	1	\$18,750	95
Total	176	109		2	2	19	67	\$254,359	
COMBINED TOTAL MONEY:								\$647,651	

1999 PGA TOUR CHARITY TEAM: BellSouth Classic

### 1998 PGA TOUR STATISTICS

Scoring Average	71.08	(78T)
Driving Distance	260.4	(173)
Driving Accuracy Percentage	76.2	(15)
Total Driving	188	(99T)
Greens in Regulation Pct.	67.7	(26T)
Putting Average	1.795	(124T)
Sand Save Percentage	61.5	(10)
Eagles (Holes per)	558.0	(156T)
Birdies Average	3.35	(93T)
All-Around Ranking	675	(75T)

### MISCELLANEOUS STATISTICS

Scoring Average Before Cut	71.33	(96T)
Scoring Average 3rd Round	69.94	(14T)
Scoring Average Final Round	70.61	(32T)
Birdies Conversion %	27.5	(127T)
Par Breakers	18.8	(94T)

1998 Low Round: 64: 1998 CVS Charity Classic/4  
 Career Low Round: 64: 1998 CVS Charity Classic/4  
 Career Largest Paycheck: \$104,400: 1998 BellSouth Classic/T3


### 1998 NIKE TOUR STATISTICS

Driving Distance	285.5	(N/A)
Driving Accuracy Percentage	72.5	(N/A)
Total Driving		(N/A)
Greens in Regulation Pct.	70.4	(N/A)
Putting Average	1.803	(N/A)
Sand Save Percentage	50.0	(N/A)
Birdies Average	3.33	(N/A)

### MISCELLANEOUS STATISTICS

Scoring Average Before Cut	73.00	(N/A)
Scoring Average 3rd Round	71.00	(N/A)
Scoring Average Final Round	64.00	(N/A)
Birdies Conversion %	26.3	(N/A)
Par Breakers	18.5	(N/A)

1998 Low Round: 64: 1998 NIKE Louisiana Open/4  
 Career Low Round: 64: 5 times, most recent 1998 NIKE Louisiana Open/4  
 Career Largest Paycheck: \$18,750: 1998 NIKE Louisiana Open/4



## TOMMY TOLLES (TOLLS)

**EXEMPT STATUS:** 115th on 1998 money list

**FULL NAME:** Thomas Louis Tolles, Jr.

**HEIGHT:** 6' 1"

**BIRTHDATE:** October 21, 1966

**RESIDENCE:** Flat Rock, NC

**FAMILY:** Wife, Ilse; Wiekus (3/27/93), Hannah Leigh (5/11/98)

**COLLEGE:** University of Georgia

**SPECIAL INTERESTS:** Fishing, boating

**TURNED PROFESSIONAL:** 1988

**WEIGHT:** 195

**BIRTHPLACE:** Ft. Myers, FL

**Q SCHOOL:** 1994

**BEST CAREER FINISH:** T2--1996 PLAYERS Championship

**NIKE TOUR VICTORIES (2):** 1993 NIKE Ozarks Open. 1994 NIKE Alabama Classic

**BEST 1998 FINISHES:** T3--Kemper Open; T9--Tucson Chrysler Classic

**1998 SEASON:** Struggled from late March through the end of August, missing the cut in 12 of 16 starts, including streaks of five and six in a row...ended first missed-cuts string with 19th career top-10 finish, T3 at Kemper Open...first top-10 (of two on season) came at Tucson Chrysler Classic, where rounds of 69-70-68-70 produced T9...finished in top 25 in next two starts, T23 at Doral-Ryder Open and T22 at Honda Classic...first of five consecutive misses came at Masters Tournament, while last occurred at Memorial Tournament...at next week's Kemper Open, rounds of 70-68-66-74-278 left him four strokes behind winner Stuart Appleby...next string began at CVS Charity Classic and ran through Greater Vancouver Open...ended season by making cut in five of final six starts...finished T15 in his final event of year at National Car Rental Golf Classic at Walt Disney World Resort...Disney finish, worth \$33,000, assured his playing privileges for 1999.

**CAREER HIGHLIGHTS:** Prior to 1998, appeared to be emerging as young TOUR star...in 1996, played in final group on Sunday three weeks in a row in the spring...finished third at Freeport-McDermott Classic after trailing by one stroke through 54 holes...led after 36 and 54 holes at THE PLAYERS Championship, but finished tied for second...next final-group appearance came at BellSouth Classic, where entered final round two strokes back of David Duval before finishing T5...earned \$439,000 in those three events...finished T5 at Shell Houston Open and T6 at MasterCard Colonial...entered final round of PGA Championship tied for 15th, six strokes behind leader Russ Cochran, but moved to T3 after Sunday 67...made 20 consecutive cuts from Doral-Ryder Open through Las Vegas Invitational...1997 also quite a productive year...third full TOUR season featured nine top-10 finishes, along with second consecutive appearance in THE TOUR Championship...had two top-five finishes in major championships and made cut in 22 of 25 events...rounds of 72-72-72-67-283 produced third-place finish in first Masters Tournament...Masters finish his third consecutive top-10...at U.S. Open, rounds of 74-67-69-72-282 produced T5...finished T13 at PGA Championship...in first full year in 1995, earned more than \$160,000...best finishes were T3 at Bob Hope Chrysler Classic and T7 at BellSouth Classic...had three eagles in second round of Bell Canadian Open...earned TOUR membership with 24th-place finish at 1994 Qualifying Tournament, finally getting card on seventh try...two-time winner in four-year NIKE TOUR career - 1993 NIKE Ozarks Open and 1994 NIKE Alabama Classic...led NIKE TOUR in birdies in 1994 with 368...played on South African Tour in 1989-90...played first professional tournament in Durban, South Africa in 1989, flying on ticket that had been purchased by Nolan Henke, a friend from junior golf...Henke had planned to play South African Tour, but made it through Q-School instead.

**PERSONAL:** Enjoys small-town life in Flat Rock, NC, where he explains: "You can count the number of stoplights on one fist"...Flat Rock was home of poet Carl Sandburg...met wife Ilse while playing South African Tour...son's name is pronounced VICK-us.

PGA TOUR CAREER SUMMARY					PLAYOFF RECORD: 0-0				
Year	Events Played	Cuts Made	1st	2nd	3rd	Top 10	Top 25	Earnings	Rank
1988	1								
1991	2								
1995	27	13			1	2	5	\$166,431	116
1996	25	21		1	2	6	10	\$871,589	16
1997	25	22			1	9	12	\$825,793	27
1998	29	13			1	2	6	\$255,053	115
Total	109	69		1	5	19	33	\$2,118,866	123

## TOMMY TOLLES...continued

### NIKE TOUR SUMMARY

Year	Events Played	Cuts Made	1st	2nd	3rd	Top 10	Top 25	Earnings	Rank
1991	24	13				3	10	\$20,480	61
1992	24	15		1		3	9	\$43,062	33
1993	20	12	1	1		3	6	\$61,391	24
1994	26	18	1		1	7	13	\$98,618	16
Total	94	58	2	2	1	16	38	\$223,550	
COMBINED TOTAL MONEY:								\$2,342,415	

1999 PGA TOUR CHARITY TEAM: MasterCard Colonial

### TOP TOURNAMENT SUMMARY

YEAR	88	91	96	97	98
Masters Tournament				3	CUT
U.S. Open	CUT	CUT	T40	T5	WD
British Open Championship			T33	69	
PGA Championship			T3	T13	CUT
THE PLAYERS Championship			T2	T7	CUT
THE TOUR Championship			25	30	

### 1998 PGA TOUR STATISTICS

Scoring Average	72.10	(163)
Driving Distance	273.2	(58T)
Driving Accuracy Percentage	53.3	(187)
Total Driving	245	(164)
Greens in Regulation Pct.	62.6	(152T)
Putting Average	1.756	(25)
Sand Save Percentage	51.7	(95T)
Eagles (Holes per)	162.0	(24T)
Birdies Average	3.54	(53T)
All-Around Ranking	757	(101T)

### MISCELLANEOUS STATISTICS

Scoring Average Before Cut	72.12	(150)
Scoring Average 3rd Round	70.29	(30T)
Scoring Average Final Round	73.46	(182)
Birdies Conversion %	31.4	(24T)
Par Breakers	20.3	(43T)
1998 Low Round:	65:	2 times, most recent 1998 Honda Class c/3
Career Low Round:	63:	2 times, most recent 1996 Las Vegas Invitational/5
Career Largest Paycheck:	\$308,000:	1996 THE PLAYERS Championship/T2



## DAVID TOMS

**EXEMPT STATUS:** 1997 tournament winner (through 1999)

**FULL NAME:** David Wayne Toms

**HEIGHT:** 5' 10"

**BIRTHDATE:** January 4, 1967

**RESIDENCE:** Shreveport, LA

**FAMILY:** Wife, Sonya; Carter Phillip (7/29/97)

**COLLEGE:** Louisiana State University

**SPECIAL INTERESTS:** Hunting, fishing

**TURNED PROFESSIONAL:** 1989

**WEIGHT:** 160

**BIRTHPLACE:** Monroe, LA

**Q-SCHOOL:** 1991

**PGA TOUR VICTORIES (1):** 1997 Quad Cities Classic

**NIKE TOUR VICTORIES (2):** 1995 NIKE Greater Greenville Classic, NIKE Wichita Open

**BEST 1998 FINISHES:** T2--Tucson Chrysler Classic; 4--Quad City Classic; T6--Masters Tournament

**1998 SEASON:** Second career PGA TOUR victory narrowly eluded him twice during season in which he again climbed on money list...played in 26 events, finishing in top 10 three times...rounds of 70-67-68-68 produced Tucson Chrysler Classic T2 with Justin Leonard, four strokes behind David Duval...made an impression in first Masters Tournament appearance...shot final-round 64, one off Augusta National course record and one shy of record for any major championship...hot finish helped Masters

## DAVID TOMS...continued

rookie to T6 finish...back-nine 29 tied tournament record, as did his six consecutive birdies on holes 12-17...with three consecutive 65s, took 54-hole lead in defense of Quad City Classic title...closing 71 produced fourth-place finish...earnings total (\$635,073) and money-list finish (44th) both career bests.

**CAREER HIGHLIGHTS:** Member of PGA TOUR for three years beginning in 1992, but lost card after finishing 164th on money list in 1994...earned return trip by finishing third on 1995 NIKE TOUR money list...made splash in first event of 1996, holding 54-hole lead at Nortel Open...closed with 74 to finish T9...captured first TOUR title at 1997 Quad City Classic...shot 67-66 and trailed 36-hole leader Keith Fergus by two strokes...added Saturday 67 to share one-stroke lead with Brad Fabel...final-round 65 earned three-stroke victory over three others...rounds of 69-68-70-71 produced T5 finish at 1997 BellSouth Classic...won 1995 NIKE Greenville Classic in playoff over Tom Scherrer...won another playoff over E.J. Pfister at NIKE Wichita Open...recorded 10 top-10 finishes in 27 starts on 1995 NIKE TOUR...first qualified for TOUR by finishing 24th in 1991 Qualifying Tournament...opened 1992 Kemper Open with course-record-tying 63 first time he set foot on TPC at Avenel...first-team All-American at LSU in 1988-89, when he was named Southeastern Conference Player of the Year.

**PERSONAL:** Teammates at Louisiana State included Bob Friend, Emlyn Aubrey, Perry Moss and Greg Leshar, each of whom is or was PGA TOUR member.

PGA TOUR CAREER SUMMARY					PLAYOFF RECORD: 0-0				
Year	Events Played	Cuts Made	1st	2nd	3rd	Top 10	Top 25	Earnings	Rank
1989	5	1						\$1,463	278
1990	3								
1992	30	14			1	1	4	\$148,712	101
1993	32	12				3	5	\$120,952	123
1994	32	16					4	\$87,607	164
1996	29	16				2	8	\$205,188	105
1997	27	17	1			2	7	\$460,355	49
1998	26	18		1		3	11	\$635,073	44
Total	184	94	1	1	1	11	39	\$1,659,351	160

NIKE TOUR SUMMARY									
Year	Events Played	Cuts Made	1st	2nd	3rd	Top 10	Top 25	Earnings	Rank
1990	26	12		1		1	5	\$20,943	49
1991	6	4					3	\$3,372	149
1993	1								
1995	27	17	2	1	2	10	15	\$174,892	3
Total	60	34	2	2	2	11	23	\$199,206	
COMBINED TOTAL MONEY:								\$1,858,557	

1999 PGA TOUR CHARITY TEAM: AT&T Pebble Beach National Pro-Am

TOP TOURNAMENT SUMMARY						
YEAR	92	93	94	96	97	98
Masters Tournament						T6
U.S. Open				CUT	W/D	
PGA Championship					CUT	CUT
THE PLAYERS Championship	CUT	CUT	CUT	CUT	CUT	CUT

1998 PGA TOUR STATISTICS			MISCELLANEOUS PGA TOUR STATISTICS		
Scoring Average	70.91	(59)	Scoring Average Before Cut	71.00	(58T)
Driving Distance	271.5	(77T)	Scoring Average 3rd Round	71.22	(103)
Driving Accuracy Percentage	67.3	(125)	Scoring Average Final Round	69.88	(8)
Total Driving	202	(116T)	Birdies Conversion %	30.1	(51T)
Greens in Regulation Pct.	66.3	(64T)	Par Breakers	20.4	(36T)
Putting Average	1.766	(40T)			
Sand Save Percentage	49.2	(129T)			
Eagles (Holes per)	218.6	(60T)	1998 Low Round:	64:	1998 Masters Tournament/4
Birdies Average	3.59	(39T)	Career Low Round:	63:	2 times, most recent 1992 Kemper Open/1
All-Around Ranking	593	(52T)	Career Largest Paycheck:	\$243,000:	1997 Quad City Classic/1





## KIRK TRIPLETT

**EXEMPT STATUS:** 59th on 1998 money list

**FULL NAME:** Kirk Alan Triplett

**HEIGHT:** 6' 3"

**BIRTHDATE:** March 29, 1962

**RESIDENCE:** Scottsdale, AZ

**FAMILY:** Wife, Cathi; Conor Logan and Samuel Jacob (1/19/96)

**COLLEGE:** University of Nevada (1985, Civil Engineering)

**SPECIAL INTERESTS:** Basketball, reading, computers

**TURNED PROFESSIONAL:** 1985

**WEIGHT:** 200

**BIRTHPLACE:** Moses Lake, WA

**Q SCHOOL:** 1989

**BEST CAREER FINISHES:** 2--1992 Shell Houston Open, 1996 Deposit Guaranty Golf Classic; T2--1994 AT&T Pebble Beach National Pro-Am, 1995 Buick Invitational of California, 1995 Canon Greater Hartford Open, 1996 Deposit Guaranty Classic

**INTERNATIONAL VICTORIES (1):** 1988 Alberta Open (Can)

**BEST 1998 FINISHES:** T7--Deposit Guaranty Golf Classic, FedEx St. Jude Classic; T8--Las Vegas Invitational; T10--Bob Hope Chrysler Classic

**1998 SEASON:** Consistent play the key to his 59th-place money-list finish...played in 25 events, making 18 cuts and finishing in the top 10 four times...finished T10 at Bob Hope Chrysler Classic after rounds of 71-67-69-66-67-340...rounds of 68-72-68-66 produced Deposit Guaranty Golf Classic T7...third top-10 of season came at FedEx St. Jude Golf Classic, where rounds of 68-70-69-68 produced T7...final top-10 of season came at Las Vegas Invitational, where he shot 70-65-72-66-69-342, good for T8...four top-10s continued a string that has seen him produce at least three top-10 finishes in each of the last five seasons.

**CAREER HIGHLIGHTS:** Though without a victory, has been in contention frequently during nine years on TOUR...had four top-10 finishes in 1997, including third at Greater Greensboro Chrysler Classic and T4 at Freeport-McDermott Classic...was one stroke behind leader Brad Faxon at English Turn G&CC after 54 holes...finished four strokes in back of Faxon...was one stroke out of 36-hole lead at Greensboro before closing rounds of 69-70 left him one stroke shy of Faxon-Frank Nobilo playoff...third-place finish was worth \$129,200...posted fifth career runner-up finish in 1996, closing with 68, one shy of Willie Wood at Deposit Guaranty Golf Classic...best year was 1995, when he finished second twice, third once and earned \$644,607, qualifying for THE TOUR Championship...first runner-up finish that year came at Buick Invitational of California, four strokes behind Peter Jacobsen...finished two strokes behind Greg Norman, tying for second at Canon Greater Hartford Open...closing 66 earned T3 at B.C. Open...recorded 27 consecutive sub-par rounds that year, best on TOUR...was part of four-way tie for second at 1994 AT&T Pebble Beach National Pro-Am, one stroke behind Johnny Miller...in 1992, posted first second-place finish at Shell Houston Open...first qualified for PGA TOUR at 1989 Qualifying Tournament...played Australian, Asian and Canadian Tours from 1987 to 1989...winner of 1988 Alberta Open, Sierra Nevada Open and Fort McMurray Open...won 1996 Merrill Lynch Pebble Beach Invitational.

**PERSONAL:** Says of days on foreign tours: "I wouldn't trade the experience for anything. I learned so much, not only about golf, but about myself. I'll be telling stories about Asia until the day I die."...wife Cathi, active in TOUR Wives Association, has served as his caddie on occasion.

CAREER SUMMARY					PLAYOFF RECORD: 0-0				
Year	Events Played	Cuts Made	1st	2nd	3rd	Top 10	Top 25	Earnings	Rank
1986	1								
1987	1								
1988	1								
1990	26	13			1	2	5	\$183,464	88
1991	28	18					6	\$137,302	112
1992	25	10		1		1	2	\$175,868	85
1993	27	19			1	2	6	\$189,418	90
1994	26	19		1		8	15	\$422,171	38
1995	27	24		2	1	7	17	\$644,607	29
1996	22	16		1		3	8	\$321,714	65
1997	26	19			1	4	10	\$541,023	39
1998	25	18				4	10	\$472,145	59
Total	235	156		5	4	31	79	\$3,087,712	86

**1999 PGA TOUR CHARITY TEAM:** Touchstone Energy Tucson Classic

TOP TOURNAMENT SUMMARY										
YEAR	86	87	90	91	92	93	94	95	96	97
Masters Tournament									CUT	
U.S. Open		CUT	CUT	T33	CUT	66	T52	T23	T40	CUT
British Open Championship								CUT		
PGA Championship			CUT		CUT		T15	T13	CUT	T13
THE PLAYERS Championship			T36	T68	CUT	T39	T45	67	T19	T10
THE TOUR Championship								T20		


## KIRK TRIPLETT...continued

### 1998 PGA TOUR STATISTICS

Scoring Average	70.80	(48T)
Driving Distance	267.0	(131T)
Driving Accuracy Percentage	76.4	(14)
Total Driving	145	(39T)
Greens in Regulation Pct.	69.5	(8)
Putting Average	1.784	(86T)
Sand Save Percentage	66.7	(3)
Eagles (Holes per)	210.9	(57)
Birdies Average	3.40	(78T)
All-Around Ranking	425	(23)

### MISCELLANEOUS STATISTICS

Scoring Average Before Cut	70.91	(52T)
Scoring Average 3rd Round	70.41	(41)
Scoring Average Final Round	71.18	(85T)
Birdies Conversion %	27.2	(138T)
Par Breakers	19.4	(73T)
1998 Low Round:	65:	1998 Las Vegas Invitational/2
Career Low Round:	63:	2 times, most recent 1996 Buick Invitational/1
Career Largest Paycheck:	\$129,600:	1992 Shell Houston Open/2



## TED TRYBA (TREE-buh)

**EXEMPT STATUS:** 67th on 1998 money list

**FULL NAME:** Ted Nickolas Tryba

**HEIGHT:** 6' 4"

**BIRTHDATE:** January 15, 1967

**RESIDENCE:** Orlando, FL

**FAMILY:** Single

**COLLEGE:** Ohio State University (1989, Marketing)

**SPECIAL INTERESTS:** Basketball

**TURNED PROFESSIONAL:** 1989

**WEIGHT:** 205

**BIRTHPLACE:** Wilkes-Barre, PA

**Q SCHOOL:** 1989

**TOUR VICTORIES (1):** 1995 Anheuser-Busch Golf Classic

**NIKE TOUR VICTORIES (3):** 1990 Gateway Open. 1991 Utah Classic. 1992 Shreveport Open

**BEST 1998 FINISHES:** T4--B.C. Open; T7--Memorial Tournament.

**1998 SEASON:** The three-time Ohio State All-American earned one of his two top-10 finishes at the Memorial Tournament, near his alma mater...opening 67 placed him one stroke behind early leaders...closing rounds of 71-68-73 produced T7...best finish of season came at B.C. Open, where rounds of 72-69-67-70-278 earned T4, five strokes behind fellow Buckeye Chris Perry...followed B.C. Open with T11 finish at the following week's Westin Texas Open...rounds of 71-68-70-67 placed him six strokes behind winner Hal Sutton...in final event of season at National Car Rental Golf Classic at Walt Disney World Resort, finished T15...played in 30 or more events for sixth consecutive season, making 32 appearances and 21 cuts.

**CAREER HIGHLIGHTS:** Broke through with first PGA TOUR victory at 1995 Anheuser-Busch Golf Classic...trailing by one stroke through 54 holes, but final-round 68 earned one-stroke victory over Scott Simpson...held four-stroke lead following birdie on 11th hole, but Simpson birdied three of final six holes to pull to within one...win was worth \$198,000...nearly won again at rain-shortened Walt Disney World/Oldsmobile Classic, tying for second with Hal Sutton, one stroke behind Brad Bryant...finished year with \$451,983, 39th on money list...1997 season was highlighted by two top-10 finishes, T3 at Walt Disney World/Oldsmobile Classic and T9 at Nissan Open...posted rounds of 67-68-68-69 at Disney to finish one stroke out of David Duval-Dan Forsman playoff...shot 70-66-74-69 at Nissan Open...earned more than \$100,000 in first four events of 1994, with top-10 finishes at United Airlines Hawaiian Open (T6) and AT&T Pebble Beach National Pro-Am (T7)...played Ben Hogan Tour (now NIKE TOUR) from 1990-92 and won a tournament each year - 1990 Gateway Open, 1991 Utah Open, 1992 Shreveport Open...placed fourth on Hogan Tour money list in 1992 to earn spot on PGA TOUR in 1993...Pennsylvania high school champion.

**PERSONAL:** Knew he wanted to be a professional golfer at age seven...in one of the more unusual birthday rituals, would hit plastic golf balls out of his grandfather's mouth with a plastic club on his birthday.

### PGA TOUR CAREER SUMMARY

### PLAYOFF RECORD: 0-0

Year	Events Played	Cuts Made	1st	2nd	3rd	Top 10	Top 25	Earnings	Rank
1987(Am.)	1								
1989	1								
1990	18	3						\$10,708	226
1993	33	16			1	2	2	\$136,670	116
1994	34	22				2	10	\$246,481	74
1995	35	17	1	1		3	5	\$451,983	39
1996	36	16			1	1	2	\$162,944	131
1997	34	18			1	2	6	\$303,399	80
1998	32	21				2	8	\$421,786	67
Total	226	116	1	1	3	12	33	\$1,733,971	153

## TED TRYBA...continued

### NIKE TOUR SUMMARY

Year	Events Played	Cuts Made	1st	2nd	3rd	Top 10	Top 25	Earnings	Rank
1990	7	6	1			1	2	\$23,735	42
1991	27	12	1	1		5	11	\$46,491	16
1992	28	21	1	2	2	9	15	\$105,952	4
1993	1	1					1	\$1,894	185
Total	63	40	3	3	2	15	29	\$178,072	
COMBINED TOTAL MONEY:								\$1,912,042	

1999 PGA TOUR CHARITY TEAM: Westin Texas Open

### TOP TOURNAMENT SUMMARY

YEAR	94	95	96	97	98
Masters Tournament			CUT		
U.S. Open		T51	CUT	CUT	
PGA Championship	CUT	CUT	CUT		T56
THE PLAYERS Championship	T35	CUT	CUT	CUT	T61

### 1998 PGA TOUR STATISTICS

Scoring Average	71.27	(105T)
Driving Distance	276.5	(37T)
Driving Accuracy Percentage	65.4	(153T)
Total Driving	190	(104T)
Greens in Regulation Pct.	63.7	(130T)
Putting Average	1.780	(73T)
Sand Save Percentage	53.2	(78T)
Eagles (Holes per)	126.0	(8)
Birdies Average	3.35	(93T)
All-Around Ranking	677	(77)

### MISCELLANEOUS STATISTICS

Scoring Average Before Cut	71.27	(85T)
Scoring Average 3rd Round	70.95	(79T)
Scoring Average Final Round	71.62	(124)
Birdies Conversion %	29.3	(74T)
Par Breakers	19.4	(73T)
1998 Low Round:	66:	1998 GTE Byron Nelson Classic/1
Career Low Round:	63:	1995 Las Vegas Invitational/3
Career Largest Paycheck:	\$198,000:	1995 Anheuser-Busch Golf Classic/1



## BOB TWAY

**EXEMPT STATUS:** 24th on 1998 money list

**FULL NAME:** Robert Raymond Tway

**HEIGHT:** 6' 4"

**WEIGHT:** 195

**BIRTHDATE:** May 4, 1959

**BIRTHPLACE:** Oklahoma City, OK

**RESIDENCE:** Edmond, OK; plays out of Oak Tree Golf Club

**FAMILY:** Wife, Tammie; Kevin (7/23/88), Carly Paige (11/8/93)

**COLLEGE:** Oklahoma State University

**SPECIAL INTERESTS:** Snow skiing, fishing, all sports

**TURNED PROFESSIONAL:** 1981    **Q SCHOOL:** 1984

**TOUR VICTORIES (7):** 1986 Shearson Lehman Bros.-Andy Williams Open, Manufacturers Hanover Westchester Classic, Georgia Pacific Atlanta Classic, PGA Championship. 1989 Memorial Tournament. 1990 Las Vegas Invitational. 1995 MCI Classic

**BEST 1998 FINISHES:** 3--U.S. Open; 4--Las Vegas Invitational; T5--BellSouth Classic; T6--Tucson Chrysler Classic, Sprint International; T7--Buick Classic; T8--THE TOUR Championship; T9--Doral-Ryder Open; T10--Bob Hope Chrysler Classic

**1998 SEASON:** Surpassed \$1 million in season earnings for the first time in his 14-year career...qualified for THE TOUR Championship for the first time in three years and finished eighth at East Lake GC...played in 18 events, finishing in top 10 nine times...first top-10 came in first start of season at Bob Hope Chrysler Classic, where rounds of 65-68-67-69-71 produced T10...rounds of 70-68-71-67 led to T6 at Tucson Chrysler Classic...two weeks later, finished T9 at Doral-Ryder Open...fourth top-10 came at BellSouth Classic, where rounds of 73-69-66-67 produced T5...next top-10 came one month later at Buick Classic...rounds of 66-70-71 in rain-shortened event produced T7...was in second place after second and third rounds of U.S. Open...final-round 73 at The Olympic Club produced third-place finish, his best ever in U.S. Open...T7 at Sprint

## BOB TWAY...continued

International...opened with rounds of 68-65-69 to share second-round lead and held 54-hole advantage outright at Las Vegas Invitational...closed 72-65 for fourth-place finish...finished second at unofficial Subaru Sarazen World Open.

**CAREER HIGHLIGHTS:** Joined PGA TOUR in 1985 and, one year later, collected four titles, including PGA Championship, while finishing second on money list...holed out from bunker at Inverness to win PGA Championship by two strokes over Greg Norman...also won Shearson Lehman Brothers-Andy Williams Open, Manufacturers Hanover Westchester Classic and Georgia Pacific Atlanta Classic...named 1986 PGA of America Player of the Year...defeated Fuzzy Zoeller by two strokes at 1989 Memorial Tournament...parred first playoff hole to defeat John Cook at 1990 Las Vegas Invitational...went without a victory from 1991-94, falling as low as 179th on money list in 1992...that year, earned \$47,632...returned to winner's circle at 1995 MCI Classic, defeating Nolan Henke and David Frost in playoff...had eight top-10 finishes that year...shared lead at 1995 U.S. Open with nine holes to play, but fell to T10...voted by peers as 1995 PGA TOUR Comeback Player of the Year...had five top-10 finishes in 1997, including T5 at U.S. Open...three-time All-American at Oklahoma State and member of two national championship teams (1978, 1980)...winner of 1981 Fred Haskins Award as outstanding collegiate player...winner of 1985 and 1987 Oklahoma State Opens...runner-up at 1996 Mexican Open.

**PERSONAL:** Described MCI Classic victory as "better than any other win I've had, because I was down so low"...introduced to golf at age five, following his father and grandfather around course...played his first tournament at seven.

CAREER SUMMARY				PLAYOFF RECORD: 3-3					
Year	Events Played	Cuts Made	1st	2nd	3rd	Top 10	Top 25	Earnings	Rank
1981(Am.)	1	1							
1981	2	1						\$582	295
1982	9	7					1	\$9,039	177
1983	8	6					2	\$12,089	174
1984	2	1						\$1,719	237
1985	25	14		1	2	4	9	\$164,023	45
1986	33	28	4			13	21	\$652,780	2
1987	27	19			1	7	12	\$212,362	47
1988	30	25		2	1	4	13	\$381,966	29
1989	28	19	1	2		4	9	\$488,340	17
1990	29	20	1			5	8	\$495,862	23
1991	24	15		1		5	7	\$322,931	52
1992	21	12						\$47,632	179
1993	25	11				2	4	\$148,120	109
1994	29	13					4	\$114,176	146
1995	27	22	1			8	15	\$787,348	20
1996	25	17		1	1	5	11	\$529,456	35
1997	26	21				5	14	\$507,523	43
1998	28	24			1	9	18	\$1,073,447	24
Total	399	276	7	7	6	71	148	\$5,949,395	32

1999 PGA TOUR CHARITY TEAM: Buick Invitational

TOP TOURNAMENT SUMMARY													
YEAR	86	87	88	89	90	91	92	93	94	95	96	97	98
Masters Tournament	T8	CUT	T33	CUT	T36	CUT					T12	CUT	CUT
U.S. Open	T8	T68	T25	CUT	T33	T26		CUT	CUT	T10	T67	T5	3
British Open Championship	T46	T35	T20	T61	CUT	T5	CUT			CUT	CUT	CUT	CUT
PGA Championship	1	T47	T48	CUT	T45	T66	T56	CUT	CUT	CUT	CUT	T13	T13
THE PLAYERS Championship	T10	CUT	CUT	T29	CUT	T41	T70	CUT	CUT	T68	CUT	CUT	T18
THE TOUR Championship			T8	T22	T14					15			T8

NATIONAL TEAMS: World Amateur Team, 1980; Nissan Cup, 1986; Asahi Glass Four Tours, 1991

1998 PGA TOUR STATISTICS			MISCELLANEOUS STATISTICS		
Scoring Average	69.92	(13)	Scoring Average Before Cut	70.17	(3T)
Driving Distance	274.5	(50)	Scoring Average 3rd Round	70.52	(48)
Driving Accuracy Percentage	67.6	(118T)	Scoring Average Final Round	70.43	(24)
Total Driving	168	(61T)	Birdies Conversion %	30.3	(41T)
Greens in Regulation Pct.	67.9	(23T)	Par Breakers	21.1	(19T)
Putting Average	1.749	(17)	1998 Low Round:	63:	1998 Buick Invitational/1
Sand Save Percentage	53.8	(69T)	Career Low Round:	61:	1989 Walt Disney World/Oldsmobile Classic/1
Eagles (Holes per)	163.6	(26T)	Career Largest Paycheck:	\$234,000:	2 times, most recent 1995 MCI Classic/1
Birdies Average	3.69	(25)			
All-Around Ranking	341	(9)			



## OMAR URESTI (YOU-res-tee)

**EXEMPT STATUS:** 107th on 1998 money list

**FULL NAME:** Omar David Uresti

**HEIGHT:** 5' 6"

**BIRTHDATE:** August 3, 1968

**RESIDENCE:** Austin, TX

**FAMILY:** Single

**COLLEGE:** University of Texas

**SPECIAL INTERESTS:** Billiards, ping pong, going to movies, Stephen King novels

**TURNED PROFESSIONAL:** 1991

**WEIGHT:** 175

**BIRTHPLACE:** Austin, TX

**Q SCHOOL:** 1994, 1995

**BEST CAREER FINISH:** T3--1997 Bay Hill Invitational.

**NIKE TOUR VICTORIES (1):** 1994 NIKE Shreveport Open

**INTERNATIONAL VICTORIES (1):** 1994 Hollard Insurance Royal Swazi Sun Classic (SAf)

**BEST 1998 FINISH:** T5--Greater Vancouver Open

**1998 SEASON:** Kept full playing privileges for third consecutive season by finishing 107th on money list...best finish came at Greater Vancouver Open, where rounds of 71-68-68-66 led to T5...lone top-10 was worth \$65,500...had four other top-25 finishes - T17 Buick Classic, T18 THE PLAYERS Championship, T19 CVS Charity Classic and T20 FedEx St. Jude Classic...matched Guy Boros for most tournaments played with 35...made cut in 19...made cut in 11 of first 18 starts, then closed year by missing cut in nine of final 17 appearances.

**CAREER HIGHLIGHTS:** First earned TOUR card by finishing 14th at 1994 PGA TOUR Qualifying Tournament...enjoyed best finish of career at 1997 Bay Hill Invitational, where rounds of 69-67-69-71 placed him T3...had one other top-10 finish in 1997, T6 at Nissan Open...top 1996 finishes were T7 at Nortel Open and T10 at Nissan Open...played in 31 tournaments in 1995, making cut in 16...best 1995 finish came at Shell Houston Open, where shot 73-68-68-73-282 to tie for 12th...earned \$104,876 to finish 156th on money list...went back to Qualifying Tournament in 1995 and tied for second...won 1994 NIKE Shreveport Open, during which he posted nine consecutive birdies, a NIKE TOUR record that also bettered by one the all-time PGA TOUR mark...finished 30th on 1994 NIKE TOUR money list...1985 Texas Junior champion.

**PERSONAL:** Brother Rusty caddies for him...counts among biggest thrills in golf a hole-in-one at age eight...named after actor Omar Sharif...nickname is "O-Man."

PGA TOUR CAREER SUMMARY				PLAYOFF RECORD: 0-0					
Year	Events Played	Cuts Made	1st	2nd	3rd	Top 10	Top 25	Earnings	Rank
1991	1								
1995	31	16					4	\$104,876	156
1996	32	15				2	7	\$171,797	122
1997	32	18			1	2	3	\$203,516	113
1998	35	19				1	6	\$281,347	107
Total	131	68			1	5	20	\$761,537	256

NIKE TOUR SUMMARY									
Year	Events Played	Cuts Made	1st	2nd	3rd	Top 10	Top 25	Earnings	Rank
1993	19	13			1	2	5	\$27,820	62
1994	26	16	1			1	7	\$53,987	30
1995	2	1					1	\$1,750	209
Total	47	30	1		1	3	13	\$83,557	
COMBINED TOTAL MONEY:								\$845,094	

**1999 PGA TOUR CHARITY TEAM:** MasterCard Colonial

TOP TOURNAMENT SUMMARY				
YEAR	95	96	97	98
U.S. Open	T45	T101	CUT	
THE PLAYERS Championship		CUT	T48	T18



## OMAR URESTI...continued

### 1998 PGA TOUR STATISTICS

Scoring Average	71.25	(102T)
Driving Distance	266.9	(133T)
Driving Accuracy Percentage	71.6	(65)
Total Driving	198	(111T)
Greens in Regulation Pct.	63.9	(125T)
Putting Average	1.785	(88T)
Sand Save Percentage	54.8	(51)
Eagles (Holes per)	245.3	(84)
Birdies Average	3.41	(75T)
All-Around Ranking	723	(91T)

### MISCELLANEOUS STATISTICS

Scoring Average Before Cut	71.27	(85T)
Scoring Average 3rd Round	70.81	(67)
Scoring Average Final Round	71.25	(94T)
Birdies Conversion %	29.7	(62T)
Par Breakers	19.4	(73T)

1998 Low Round: 64: 1998 Canon Greater Hartford Open/2  
 Career Low Round: 64: 1998 Canon Greater Hartford Open/2  
 Career Largest Paycheck: \$78,000: 1997 Bay Hill Invitational/T3



## SCOTT VERPLANK

**EXEMPT STATUS:** 28th on 1998 money list

**FULL NAME:** Scott Rachal Verplank

**HEIGHT:** 5' 9"

**BIRTHDATE:** July 9, 1964

**RESIDENCE:** Edmond, OK

**FAMILY:** Wife, Kim; Scottie (7/14/92), Hannah (1/26/95), Emma (8/15/97)

**COLLEGE:** Oklahoma State (1986, Business)

**SPECIAL INTERESTS:** Reading, playing with his kids, sports

**TURNED PROFESSIONAL:** 1986

**WEIGHT:** 165

**BIRTHPLACE:** Dallas, TX

**Q SCHOOL:** 1987, 1997

**PGA TOUR VICTORIES (2):** 1985 Western Open. 1988 Buick Open.

**INTERNATIONAL VICTORIES (1):** 1998 World Cup of Golf (Indiv.)

**BEST 1998 FINISHES:** 2--Greater Greensboro Chrysler Classic, Buick Open; 3--Las Vegas Invitational; T5--BellSouth Classic, THE TOUR Championship; T9--Motorola Western Open, Quad City Classic, Bell Canadian Open; T10--Nissan Open.

**1998 SEASON:** Built on medalist finish at 1997 PGA TOUR Qualifying Tournament throughout the year...finished in top 10 10 times, including two runner-up finishes and one third-place...began his season with T35 (Bob Hope Chrysler Classic) and T14 (Phoenix Open) finishes...captured first top-10 at Nissan Open, where he finished T10...lost playoff to Trevor Dodds at Greater Greensboro Chrysler Classic...after rounds of 67-71-66, shared lead at 12-under-par 204...closed with 72 while Dodds shot 69, setting up playoff...earned third top-10 of season at BellSouth Classic, where rounds of 67-74-69-65 produced T5...finished T9 at Motorola Western Open and Quad City Classic...final-round 64 brought him second-place finish at Buick Open, where he had opened 71-67-71...finished T9 at Bell Canadian Open...rounds of 67-68-69-67-67 good for third-place finish at Las Vegas Invitational...with rounds of 70-70-71-69, finished fifth at THE TOUR Championship...THE TOUR Championship start his first since 1988, longest span between appearances in event history (Tom Watson previous longest, 1987 to 1996)...earnings of \$1,223,436 placed him 18th on money list, highest finish by Q-School grad since John Daly was 17th in 1991...with Daly, represented United States in World Cup of Golf and won individual title with 9-under-par 279, one stroke better than Nick Faldo and Costantino Rocca...chosen by his peers as 1998 PGA TOUR Comeback Player of the Year.

**CAREER HIGHLIGHTS:** Became first amateur in 31 years to win a PGA TOUR event when he defeated Jim Thorpe in a playoff at the 1985 Western Open...earned second TOUR title in 1988 at the Buick Open, where a final-round 66 produced two-stroke victory over Doug Tewell...missed most of 1991 and 1992 seasons due to elbow surgery...required surgery on elbow again in 1996 and received special medical extension for 1997...medaled at Q-School following 1997 season...in 1994, played first part of season under special medical extension, but was able to retain card by finishing 97th on money list...1984 U.S. Amateur and 1986 NCAA Champion...four-time All-American at Oklahoma State.

**PERSONAL:** Two of his cousins are baseball pitching prospects...Joe Verplancke is in the Arizona Diamondbacks minor league system, expected to be with Double-A El Paso in 1999, while Joe's brother Jeff was chosen by the Seattle Mariners in Round 2 of the 1998 Major League Baseball Draft but elected to remain in college.

## SCOTT VERPLANK...continued

### PGA TOUR CAREER SUMMARY

PLAYOFF RECORD: 1-1

Year	Events Played	Cuts Made	1st	2nd	3rd	Top 10	Top 25	Earnings	Rank
1983(Am.)	1								
1984(Am.)	1	1							
1985(Am.)	5	2	1			1	1		
1986(Am.)	5	3				1	2		
1986	13	5				1	2	\$19,757	177
1987	31	12					2	\$34,136	173
1988	28	19	1	1		3	9	\$366,045	31
1989	28	15				1	3	\$82,345	141
1990	27	18		1	1	4	7	\$303,589	47
1991	26	1						\$3,195	266
1992	13	1						\$1,760	309
1994	19	14				1	8	\$183,015	97
1995	25	20				4	10	\$332,886	55
1996	12	10					4	\$88,801	171
1997	21	10				1	4	\$113,254	159
1998	27	22		2	1	10	14	\$1,223,436	18
Total	282	153	2	4	2	27	66	\$2,752,219	95

### NIKE TOUR SUMMARY

Year	Events Played	Cuts Made	1st	2nd	3rd	Top 10	Top 25	Earnings	Rank
1992	1								
1994	1	1						\$220	309
Total	2	1						\$220	
COMBINED TOTAL MONEY:								\$2,752,439	

1999 PGA TOUR CHARITY TEAM: Southern Farm Bureau Classic

### PGA TOUR TOP TOURNAMENT SUMMARY

YEAR	85	86	87	88	89	90	91	94	95	96	98
Masters Tournament	CUT	CUT	CUT		CUT						
U.S. Open	T34	T15	CUT			T61		T18	T21		T49
PGA Championship				CUT	CUT	T31			CUT		T54
THE PLAYERS Championship		CUT			CUT		CUT		CUT	W/D	T11
THE TOUR Championship				T8							T5

### 1998 PGA TOUR STATISTICS

Scoring Average	70.06	(17)
Driving Distance	272.6	(66T)
Driving Accuracy Percentage	70.7	(81)
Total Driving	147	(42)
Greens in Regulation Pct.	67.7	(26T)
Putting Average	1.753	(22T)
Sand Save Percentage	55.6	(42T)
Eagles (Holes per)	192.0	(42T)
Birdies Average	3.80	(9T)
All-Around Ranking	305	(5)

### MISCELLANEOUS STATISTICS

Scoring Average Before Cut	70.42	(19)
Scoring Average 3rd Round	70.29	(30T)
Scoring Average Final Round	70.48	(26)
Birdies Conversion %	31.2	(27T)
Par Breakers	21.6	(10)

1998 Low Round: 63: 1998 Phoenix Open/2  
 Career Low Round: 62: 1990 Greater Milwaukee Open/2  
 Career Largest Paycheck: \$237,600: 1998 Greater Greensboro Chrysler Classic/2



## LANNY WADKINS

**EXEMPT STATUS:** Life Member  
**FULL NAME:** Jerry Lanston Wadkins  
**HEIGHT:** 5' 9" **WEIGHT:** 170  
**BIRTHDATE:** December 5, 1949 **BIRTHPLACE:** Richmond, VA  
**RESIDENCE:** Dallas, TX  
**FAMILY:** Wife, Penelope; Jessica (10/14/73), Travis (8/25/87), Tucker (8/19/92)  
**COLLEGE:** Wake Forest University  
**SPECIAL INTERESTS:** Fishing, hunting, snow skiing, scuba-diving  
**TURNED PROFESSIONAL:** 1971 **Q SCHOOL:** Fall 1971

**TOUR VICTORIES (21):** 1972 Sahara Invitational. 1973 Byron Nelson Classic, USI Classic. 1977 PGA Championship, World Series of Golf. 1979 Glen Campbell Los Angeles Open, Tournament Players Championship. 1982 Phoenix Open, MONY-Tournament of Champions, Buick Open. 1983 Greater Greensboro Open, MONY-Tournament of Champions. 1985 Bob Hope Classic, Los Angeles Open, Walt Disney World/Oldsobile Classic. 1987 Doral-Ryder Open. 1988 Hawaiian Open, Colonial National Invitation. 1990 Anheuser-Busch Golf Classic. 1991 United Hawaiian Open. 1992 Canon Greater Hartford Open

**INTERNATIONAL VICTORIES (4):** 1978 Victorian PGA Championship (Aus), Canadian PGA Championship (Can). 1979 Bridgestone Open (Jpn). 1984 World Nissan Championship (Jpn)

**BEST 1998 FINISH:** T18--MasterCard Colonial

**1998 SEASON:** Exempt for 1999 as Life Member (an active member of PGA TOUR for 15 years and winner of at least 20 consponsored events)...early-season injury, damaged tendon in left wrist, limited his play to only 10 appearances in 1998...injury occurred during first round of United Airlines Hawaiian Open, from which he had to withdraw...played in six tournaments, making two cuts, in April and May before undergoing July surgery to stabilize tendon, which was popping in and out of its bone sheath...best finish came while he was struggling with damaged tendon, T18 at MasterCard Colonial, where he earned \$24,485...also had T70 finish at Shell Houston Open three weeks prior...final earnings of \$32,436 his lowest total since 1975, when he made \$23,582...did not play between Memorial Tournament and Michelob Championship at Kingmill, where he returned with T63 finish, his third and final cut made...closed season with missed cuts at Las Vegas Invitational and National Car Rental Golf Classic at Walt Disney World Resort.

**CAREER HIGHLIGHTS:** Winner of 21 tournaments in 28-year PGA TOUR career...first victory came at 1972 Sahara Invitational in his first full year on TOUR...has won twice in same season five times (1973-77-79-83-88) and three times in a season twice (1982-85)...won 1977 PGA Championship in playoff with Gene Littler...three weeks later, defeated Hale Irwin and Tom Weiskopf by five strokes at World Series of Golf...finished third on money list that year...also third on money list in 1983, when he won twice (Greater Greensboro Open and MONY-Tournament of Champions) along with two seconds and a third...was named PGA of America Player of the Year in 1985, when he finished second in earnings to Curtis Strange...won 1979 Tournament Players Championship (now THE PLAYERS Championship) at Sawgrass CC...most recent victory came at 1992 Canon Greater Hartford Open...entered final round five strokes behind Donnie Hammond...shot closing 65 to post 6-under-par 274 and defeat Hammond, Nick Price and Dan Forsman by two strokes...served as 1995 Ryder Cup Captain after having played on team eight times...won 1990 Fred Meyer Challenge with brother Bobby...1970 U.S. Amateur champion...1968 and 1970 Southern Amateur champion.

**PERSONAL:** Enjoys well-deserved reputation as fierce competitor...along with brother Bobby, kept Richmond, VA junior championship trophy in Wadkins household for six consecutive years (Lanny won four times, Bobby twice)...player consultant on TPC at Myrtle Beach, which will serve as venue for Ingersoll-Rand SENIOR TOUR Championship in 1999.

PGA TOUR CAREER SUMMARY					PLAYOFF RECORD: 3-3				
Year	Events Played	Cuts Made	1st	2nd	3rd	Top 10	Top 25	Earnings	Rank
1969 (Am.)	1	1							
1970 (Am.)	1	1		1		1	1		
1971 (Am.)	2	2					1		
1971	6	6			1	2	5	\$15,922	107
1972	33	27	1	2	1	8	18	\$116,617	10
1973	26	23	2	3	3	13	17	\$193,831	5
1974	26	15		1		2	6	\$45,660	57
1975	23	13			1	1	3	\$23,582	88
1976	29	19			1	3	6	\$42,850	64

continued on page 2-218

## LANNY WADKINS...continued

### CAREER SUMMARY...continued

Year	Events Played	Cuts Made	1st	2nd	3rd	Top 10	Top 25	Earnings	Rank
1977	28	22	2	2		9	14	\$244,882	3
1978	24	16				5	9	\$53,811	62
1979	24	22	2			6	13	\$195,710	10
1980	27	18				6	8	\$67,778	60
1981	27	21				1	10	\$51,704	83
1982	26	21	3	1		9	12	\$306,827	7
1983	25	18	2	2	1	11	17	\$319,271	3
1984	23	19		1		7	10	\$198,996	29
1985	24	22	3	1		12	18	\$446,893	2
1986	26	24		2		5	11	\$264,931	23
1987	22	19	1	1	2	6	9	\$501,727	13
1988	24	23	2	1		6	15	\$616,596	10
1989	25	16				6	10	\$233,363	60
1990	23	18	1	2	1	6	10	\$673,433	13
1991	23	19	1	1	2	7	10	\$651,495	12
1992	24	19	1			2	9	\$366,837	40
1993	22	12			2	2	7	\$244,544	68
1994	25	9					2	\$54,114	185
1995	20	8				1	3	\$97,485	162
1996	21	9				1	1	\$64,995	189
1997	20	14				1	2	\$155,962	137
1998	12	3					1	\$32,436	227
Total	663	479	21	21	15	139	258	\$6,282,248	26

### TOP TOURNAMENT SUMMARY

YEAR	71	72	73	74	75	76	77	78	79	80	81	82	83	84	85
Masters Tournament		T19	T29					T18	T7	CUT	T21	T33	T8	CUT	T18
U.S. Open	T13	T25	T7	T26	T38				T19	CUT	T14	T6	7	T11	T5
British Open Championship		T7	T22	CUT				CUT					T29	T4	CUT
PGA Championship	T16	T3					1	T34	T70	T30	T33	2	CUT	T2	T10
THE PLAYERS Championship						T65	T34		1	T45	CUT	CUT	CUT	T5	CUT

### TOP TOURNAMENT SUMMARY (cont.)

YEAR	86	87	88	89	90	91	92	93	94	95	96	97
Masters Tournament	T31	T12	T11	T26	T3	T3	T48	T3	T18	CUT		
U.S. Open	T2	T36	T12	CUT	T51	T63	CUT					
British Open Championship	T29	T34	T26	CUT	T73	T45	CUT					
PGA Championship	T11	2	T25	CUT	CUT	T43	T40	T14	T61	T63	CUT	T58
THE PLAYERS Championship	T40	CUT	T6	T41	CUT	62	T29	CUT	CUT	CUT	CUT	
THE TOUR Championship		29	T14		24	23						

**NATIONAL TEAMS:** Walker Cup (2) 1969, 1971; World Amateur Cup, 1970; Ryder Cup (8), 1977, 1979, 1983, 1985, 1987, 1989, 1991, 1993; Ryder Cup Captain, 1995; World Cup (3), 1977, 1984, 1985; U.S. vs. Japan (2), 1982, 1983; Nissan Cup, 1985; Dunhill Cup, 1986; Kirin Cup 1987; Asahi Glass Four Tours, 1991


### 1998 PGA TOUR STATISTICS

Scoring Average	72.57	(N/A)
Driving Distance	257.2	(N/A)
Driving Accuracy Percentage	72.2	(N/A)
Total Driving		(N/A)
Greens in Regulation Pct.	56.1	(N/A)
Putting Average	1.771	(N/A)
Sand Save Percentage	55.2	(N/A)
Eagles (Holes per)	130.5	(N/A)
Birdies Average	2.69	(N/A)

### MISCELLANEOUS STATISTICS

Scoring Average Before Cut	72.70	(N/A)
Scoring Average 3rd Round	73.75	(N/A)
Scoring Average Final Round	71.33	(N/A)
Birdies Conversion %	26.6	(N/A)
Par Breakers	15.7	(N/A)

1998 Low Round: 66: 1998 MasterCard Colonial/1  
 Career Low Round: 62: 1989 Texas Open/1  
 Career Largest Paycheck: \$198,000: 1991 United Airlines Hawaiian Open/1



## GRANT WAITE

**EXEMPT STATUS:** 118th on 1998 money list

**FULL NAME:** Grant Osten Waite

**HEIGHT:** 6' 0"

**BIRTHDATE:** August 11, 1964

**RESIDENCE:** Palmerston North, New Zealand

**FAMILY:** Wife, Lea; Osten Holland (6/1/94), Tanner Brian (6/2/95)

**COLLEGE:** University of Oklahoma

**SPECIAL INTERESTS:** Wind surfing, reading, skiing, fitness

**TURNED PROFESSIONAL:** 1987

**WEIGHT:** 190

**BIRTHPLACE:** Palmerston North, NZ

**Q SCHOOL:** Fall 1989, 1992

**TOUR VICTORIES (1):** 1993 Kemper Open

**INTERNATIONAL VICTORIES (2):** 1992 New Zealand Open (Aus), Trafalgar Capital Classic (Can)

**BEST 1998 FINISHES:** T11--Deposit Guaranty Golf Classic

**1998 SEASON:** Earned more than \$200,000 for fourth consecutive year and for the fifth time in six full PGA TOUR seasons...failed to post top-10 finish for the first time in four years...earned six top-25s en route to 118th-place money-list finish with \$245,636...played well in back-to-back events at Honda Classic and Bay Hill Invitational...rounds of 71-70-71-68 produced Honda Classic T15, followed by Bay Hill T13 based on scores of 71-70-74-69...also had consecutive top-25s at Shell Houston Open (T17) and BellSouth Classic (T12)...best finish of year came at Deposit Guaranty Golf Classic, where he was T11 following rounds of 68-70-67-70.

**CAREER HIGHLIGHTS:** Won 1993 Kemper Open...held lead after first and second rounds, but fell one stroke behind Tom Kite following third-round 72...closing 70 gave him one-stroke victory over Kite and \$234,000 winner's check...was one of four top-10 finishes that year...also posted T7 at 1993 AT&T Pebble Beach National Pro-Am...closed with 63 to finish T4 at Deposit Guaranty Golf Classic...final-round 65 lifted him to T10 at NEC World Series of Golf...had four top-10s in 1997: T2 Michelob Championship, eighth Bob Hope Chrysler Classic, T8 B.C. Open and T9 Buick Challenge...in 1996, came close to golf immortality with closing 60 at Phoenix Open...came to 16th hole at TPC of Scottsdale needing one birdie to shoot 59, but parred in...was 10th 60 in PGA TOUR history and first since Davis Love III at 1994 United Airlines Hawaiian Open...best finishes of 1996 were T2 at Kemper Open and T8 at THE PLAYERS Championship...in 1995, finished T10 at United Airlines Hawaiian Open and T2 at Canon Greater Hartford Open...first qualified for TOUR at 1989 Qualifying Tournament...tied for sixth at 1990 Hawaiian Open, three strokes behind winner David Ishii...three-time All-American at Oklahoma...twice Australian Junior champion.

**PERSONAL:** Missed defense of 1993 Kemper Open title when his first child, Osten, was born on eve of 1994 event...had registered at tournament site, but left to be with his wife.

PGA TOUR CAREER SUMMARY						PLAYOFF RECORD: 0-1				
Year	Events Played	Cuts Made	1st	2nd	3rd	Top 10	Top 25	Earnings	Rank	
1988	3	1						\$1,494	289	
1990	27	11				1	1	\$50,076	177	
1991	4	2				1	1	\$9,307	229	
1992	2									
1993	30	16	1			4	6	\$411,405	35	
1994	25	13					2	\$71,695	172	
1995	26	16		1		2	5	\$240,722	76	
1996	26	13		1		2	6	\$302,288	72	
1997	31	22		1		4	6	\$362,320	68	
1998	31	16					6	\$245,636	118	
Total	205	110	1	3		14	33	\$1,694,943	157	

TOP TOURNAMENT SUMMARY							
YEAR	93	94	95	96	97	98	
Masters Tournament		CUT					
U.S. Open	T72			DQ	T36	CUT	
PGA Championship	CUT		CUT	CUT	CUT		
THE PLAYERS Championship		T51		T8	CUT	T63	

**NATIONAL TEAMS:** Dunhill Cup (5), 1989, 1992, 1994, 1995, 1996



## GRANT WAITE...continued


### 1998 PGA TOUR STATISTICS

Scoring Average	71.54	(125)
Driving Distance	276.5	(37T)
Driving Accuracy Percentage	69.7	(95T)
Total Driving	132	(25T)
Greens in Regulation Pct.	67.7	(26T)
Putting Average	1.824	(174)
Sand Save Percentage	48.6	(137)
Eagles (Holes per)	155.5	(20)
Birdies Average	3.08	(146T)
All-Around Ranking	760	(105)

### MISCELLANEOUS STATISTICS

Scoring Average Before Cut	71.62	(124T)
Scoring Average 3rd Round	71.47	(127T)
Scoring Average Final Round	72.13	(144)
Birdies Conversion %	25.3	(175)
Par Breakers	17.8	(132T)

1998 Low Round: 64: 1998 Canon Greater Hartford Open/2  
 Career Low Round: 60: 1996 Phoenix Open/4  
 Career Largest Paycheck: \$234,000: 1993 Kemper Open/1



## DUFFY WALDORF

**EXEMPT STATUS:** 103rd on 1998 money list

**FULL NAME:** James Joseph Waldorf, Jr.

**HEIGHT:** 6' 0"

**BIRTHDATE:** August 20, 1962

**RESIDENCE:** Santa Clarita, CA

**FAMILY:** Wife, Vicky; Tyler Lane (7/16/90), Shea Duffy (4/23/92), Kelli Ann (1/14/94), Justin James (7/20/96)

**COLLEGE:** UCLA (1985, Psychology)

**SPECIAL INTERESTS:** Wine collecting

**TURNED PROFESSIONAL:** 1985

**WEIGHT:** 225

**BIRTHPLACE:** Los Angeles, CA

**Q SCHOOL:** 1986, 1987, 1988, 1990

**TOUR VICTORIES (1):** 1995 LaCantera Texas Open

**BEST 1998 FINISHES:** T4--Canon Greater Hartford Open; 7--Freeport•McDermott Classic.

**1998 SEASON:** Barely missed finishing in top 100 on money list for the first time in eight years...still finished with fifth-best earnings season of 12-year PGA TOUR career...posted six top-25 finishes and two top-10s...opened with rounds of 67-69 at Freeport•McDermott to stand T2, two strokes off 36-hole lead...closed 70-74 for seventh-place finish, his first top-10 of season...second and final top-10 came three months later, at Canon Greater Hartford Open...rounds of 70-67-64-66 produced T4...final-round 66 was second-best round among players finishing in top 10 on final day...finished just out of top 10 at United Airlines Hawaiian Open, where rounds of 68-66-67-70 produced T11...ranked third in total driving and 10th in greens in regulation.

**CAREER HIGHLIGHTS:** Lone PGA TOUR victory came in decisive fashion at 1995 LaCantera Texas Open...held 36-hole lead after shooting back-to-back 66s...led Jay Don Blake by one stroke after third-round 71...with closing 65, defeated runner-up Justin Leonard by six strokes and next-closest competitors by 12...finished year 35th on money list with \$525,622...two runner-up finishes and second trip to THE TOUR Championship highlighted 1996 season...started year with T7 in his first Mercedes Championships...then was second at Greater Greensboro Chrysler Classic and T2 at NEC World Series of Golf...was T5 at Masters Tournament, his best finish in a major...finished year 30th on money list with \$604,382...had two runner-up finishes in 1997, in Michelob Championship at Kingsmill and at Buick Invitational...also finished fourth at LaCantera Texas Open and T4 at Las Vegas Invitational...rounds of 70-66-72-69 placed him two strokes behind Mark O'Meara at Buick Invitational...had an opportunity to win at Kingsmill after leading the first two rounds by one stroke and the third round by three...final-round 70 not enough to hold off David Duval and Grant Waite, each of whom shot 67 to create three-man playoff...Duval birdied first extra hole to win...had two runner-up finishes in 1992 - Phoenix Open and Buick Classic...finished year 23rd on money list with \$582,120...held 54-hole lead at 1993 Buick Classic before closing 75 dropped him to T10...Qualifying Tournament medalist in fourth attempt in 1990...winner of 1984 California State Amateur and Broadmoor Invitational...1985 College Player of the Year.

**PERSONAL:** A connoisseur of fine wine...enjoys wearing colorful caps and shirts...his wife and children mark, with messages and reminders, the balls he uses each week.

## DUFFY WALDORF...continued

CAREER SUMMARY				PLAYOFF RECORD: 0-1						
Year	Events Played	Cuts Made	1st	2nd	3rd	Top 10	Top 25	Earnings	Rank	
1985(Am.)	1	1								
1985	1									
1986	3									
1987	32	17				1	4	\$52,175	148	
1988	29	16				1	3	\$58,221	143	
1989	28	16			1	3	9	\$149,945	94	
1990	28	16				1	2	\$71,674	157	
1991	29	20				2	9	\$196,081	86	
1992	25	19		2	2	8	12	\$582,120	23	
1993	25	15				4	6	\$202,638	84	
1994	26	14			1	4	8	\$274,971	71	
1995	26	21	1	1		4	9	\$525,622	35	
1996	21	12		2		5	6	\$604,382	30	
1997	26	20		2		4	4	\$458,074	51	
1998	26	15				2	6	\$290,092	103	
Total	326	202	1	7	4	39	78	\$3,465,995	75	

1999 PGA TOUR CHARITY TEAM: AT&T Pebble Beach National Pro-Am

TOP TOURNAMENT SUMMARY												
YEAR	87	88	89	90	92	93	94	95	96	97	98	
Masters Tournament						T39		T24	T5	36		
U.S. Open	T58	CUT	CUT		T57	T72	T9	T13	CUT	T60		
British Open Championship					T25	T39						
PGA Championship					T9	CUT		T20	CUT	CUT	T38	
THE PLAYERS Championship				T61	T35	T52	CUT	CUT	CUT	T43	CUT	
THE TOUR Championship					T7				26			

NATIONAL TEAMS: Walker Cup, 1985

1998 PGA TOUR STATISTICS				MISCELLANEOUS STATISTICS			
Scoring Average	71.10	(81T)		Scoring Average Before Cut	71.26	(83T)	
Driving Distance	278.2	(29T)		Scoring Average 3rd Round	70.25	(24T)	
Driving Accuracy Percentage	73.4	(41T)		Scoring Average Final Round	71.20	(88T)	
Total Driving	70	(3)		Birdies Conversion %	28.4	(99T)	
Greens in Regulation Pct.	69.2	(10)		Par Breakers	20.2	(50T)	
Putting Average	1.812	(156T)		1998 Low Round:	63:	1998 National Car Rental Golf Classic/Disney/1	
Sand Save Percentage	42.1	(179T)		Career Low Round:	63:	6 times, most recent 1998 National Car Rental Golf Classic/Disney/1	
Eagles (Holes per)	184.5	(40)		Career Largest Paycheck:	\$198,000:	1995 LaCantera Texas Open/1	
Birdies Average	3.54	(53T)					
All-Around Ranking	589	(51)					



## TOM WATSON

**EXEMPT STATUS:** 1998 tournament winner (Lifetime)

**FULL NAME:** Thomas Sturges Watson

**HEIGHT:** 5' 9"

**WEIGHT:** 160

**BIRTHDATE:** September 4, 1949

**BIRTHPLACE:** Kansas City, MO

**RESIDENCE:** Mission Hills, KS

**FAMILY:** Meg (9/13/79), Michael Barrett (12/15/82)

**COLLEGE:** Stanford University (1971, Psychology)

**SPECIAL INTERESTS:** Hunting, fishing

**TURNED PROFESSIONAL:** 1971

**Q SCHOOL:** Fall 1971

**TOUR VICTORIES (34):** 1974 Western Open. 1975 Byron Nelson Golf Classic. 1977 Bing Crosby National Pro-Am, Wickes-Andy Williams San Diego Open, Masters Tournament, Western Open. 1978 Joe Garagiola-Tucson Open, Bing Crosby National Pro-Am, Byron Nelson Golf Classic, Colgate Hall of Fame Classic, Anheuser-Busch Classic. 1979 Sea Pines Heritage Classic, Tournament of Champions, Byron Nelson Golf Classic, Memorial Tournament, Colgate Hall of Fame Classic. 1980 Andy Williams-San Diego Open, Glen Campbell-Los Angeles Open, MONY-Tournament of Champions, New Orleans Open, Byron Nelson Classic, World Series of Golf. 1981 Masters Tournament, USF&G-New Orleans Open, Atlanta Classic. 1982 Glen Campbell-Los Angeles Open, Sea Pines Heritage Classic, U.S. Open. 1984 Seiko-Tucson Match Play, MONY-Tournament of Champions, Western Open. 1987 Nabisco Championships of Golf. 1996 Memorial Tournament. 1998 MasterCard Colonial

**INTERNATIONAL VICTORIES (9):** 1975 British Open (Eur). 1977 British Open (Eur). 1980 British Open (Eur). 1982 British Open (Eur). 1983 British Open (Eur). 1984 Australian Open (Aus). 1992 Hong Kong Open. 1997 Dunlop Phoenix (Jpn).

**BEST 1998 FINISHES:** 1--MasterCard Colonial; 2--United Airlines Hawaiian Open; T2--Phoenix Open; T9--AT&T Pebble Beach National Pro-Am

**1998 SEASON:** Despite the fact that SENIOR PGA TOUR eligibility is only months away (turns 50 on Sept. 4), proved last year a man in his late 40s still can play with the best in the world...started season with a flurry, concluding his first three tournaments (including weather-delayed AT&T Pebble Beach National Pro-Am) with top-10 finishes...rounds of 68-70-68-66-272 produced T2 at Phoenix Open, his first start of year...needed only 26 putts in final round...shared 36-hole lead with Tim Herron the following week at Pebble Beach before final round was postponed until August...closing 72 on Aug. 17 produced T9...continued on roll with another second-place finish in third event of season, United Airlines Hawaiian Open...was three strokes back after 36 holes, but record-setting John Huston would not be caught...finished seven strokes behind Huston, one stroke better than third-place finisher Trevor Dodds...shot 70 or better in first 10 rounds of 1998...second-round 73 at Honda Classic first over-par round of season...earned 34th PGA TOUR title, first since 1996 Memorial Tournament, with victory at MasterCard Colonial...rounds of 68-66-65-66-265 produced two-stroke victory over Jim Furyk...at 48, was oldest player to win event (previous oldest: Ben Hogan, who was 46 when he captured his last of five Colonial titles)...stretch between first (1974 Western Open) and most recent victories, 23 years, 11 months, 24 days, third longest in TOUR history...dealt with recurring shoulder pain (rotator cuff) throughout season with special exercises.

**CAREER HIGHLIGHTS:** Career total of 34 wins includes remarkable run from 1977 through 1982, when he won at least three tournaments per year...first victory came at 1974 Western Open, where he defeated Tom Weiskopf and J.C. Snead by two strokes...holder of eight major championship crowns (1975-77-80-82-83 British Opens, 1977-81 Masters and 1982 U.S. Open)...in 1982, became only one of five players to win U.S. and British Opens in same year (Bobby Jones, Gene Sarazen, Ben Hogan and Lee Trevino are the others)...PGA TOUR's leading money-winner five times, including four years in a row (1977-80, 1984)...in 1980, became first player to earn \$500,000 in a season when he captured six TOUR events to go along with third British Open...string of consecutive years earning at least \$100,000, now at 25 (1974 to present), is TOUR record...last player to win same event three consecutive years: 1978-79-80 GTE Byron Nelson Classics...in 1987, won season-ending Nabisco Championships (now THE TOUR Championship) and \$360,000 first-place check...after nine-year absence from winner's circle, won 1996 Memorial Tournament...had one-stroke lead over Ernie Els through 54 holes...closing 70 gave him one-stroke victory over David Duval...finished 25th on money list, highest ranking since 1987, and made first trip to TOUR Championship since winning that event in 1987...had five top-10 finishes in 1997, including T3 finish at GTE Byron Nelson Classic and fourth at Masters Tournament...Masters finish his best at Augusta National since 1991...winner of three Vardon Trophies (1977-78-79)...six-time PGA of America Player of the Year (1977-78-79-80-82-84)...captain of victorious 1993 Ryder Cup team.

**PERSONAL:** Active in Kansas City area charitable endeavors, including Children's Mercy Hospital and development of golf courses for junior players.

### CAREER SUMMARY

### PLAYOFF RECORD: 8-4

Year	Events Played	Cuts Made	1st	2nd	3rd	Top 10	Top 25	Earnings	Rank
1968(Am.)	1	1							
1971	5	5					2	\$2,185	192
1972	30	22		1		1	8	\$31,081	75
1973	30	23			2	8	13	\$73,692	35
1974	29	27	1	1		10	20	\$131,537	10

## TOM WATSON...continued

### CAREER SUMMARY (cont.)

Year	Events Played	Cuts Made	1st	2nd	3rd	Top 10	Top 25	Earnings	Rank
1975	25	22	1	1	1	12	21	\$153,796	7
1976	23	22		2	1	11	15	\$138,203	12
1977	25	22	4	1	3	17	19	\$310,653	1
1978	24	22	5	3	1	15	21	\$362,429	1
1979	21	20	5	4	1	15	18	\$462,636	
1980	22	22	6	1	3	16	22	\$530,808	1
1981	21	19	3	3	1	10	16	\$347,660	3
1982	20	19	3	1	1	12	17	\$316,483	5
1983	17	16		2		10	14	\$237,519	12
1984	20	17	3	2	1	9	15	\$476,260	1
1985	19	17		1	1	7	11	\$226,778	18
1986	19	17			4	9	13	\$278,338	20
1987	20	15	1	1		5	12	\$616,351	5
1988	19	15		1		6	11	\$273,216	39
1989	18	13			1	2	7	\$185,398	80
1990	17	13				5	9	\$213,989	68
1991	16	12		1	1	6	10	\$354,877	45
1992	15	12		1		5	7	\$299,818	50
1993	16	14				4	9	\$342,023	46
1994	15	14		1		5	9	\$380,378	43
1995	16	14				3	7	\$320,785	58
1996	15	14	1	1		4	7	\$761,238	25
1997	16	12			1	5	8	\$479,146	45
1998	15	10	1	2		4	5	\$976,585	29
Total	550	471	34	31	23	216	346	\$9,283,862	8

1999 PGA TOUR CHARITY TEAM: GTE Byron Nelson Classic

### TOP TOURNAMENT SUMMARY

YEAR	72	73	74	75	76	77	78	79	80	81	82	83	84	85	86
Masters Tournament				T8	T33	1	T2	T2	T12	1	T5	T4	2	T10	T6
U.S. Open	T29		T5	T9	7	T7	T6		T3	T23	1	2	T11	CUT	T24
British Open Championship				1	CUT	1	T14	T26	1	T23	1	1	T2	T47	T35
PGA Championship		T12	T11	9	T15	T6	T2	T12	T10	CUT	T9	T47	T39	T6	T16
THE PLAYERS Championship				T8	T9	T5		2	T3	CUT	T6	T19	T8	T55	T58

### TOP TOURNAMENT SUMMARY (cont.)

YEAR	87	88	89	90	91	92	93	94	95	96	97	98
Masters Tournament	T7	T9	T14	T7	T3	T48	T45	13	T14	CUT	4	CUT
U.S. Open	2	T36	T46	CUT	T16	CUT	T5	T6	T56	T13	64	CUT
British Open Championship	7	T28	4	CUT	T26	CUT	CUT	T11	T31		T10	CUT
PGA Championship	T14	T31	T9	T19	CUT	T62	5	T9	T58	T17	CUT	CUT
THE PLAYERS Championship	CUT	CUT	T11	T36	T20	T2	10	T14	T29	T33	T53	T35
THE TOUR Championship	1									T6		T18


NATIONAL TEAMS: Ryder Cup (4), 1977, 1981, 1983, 1989; Ryder Cup Captain, 1993; U.S. vs. Japan (2), 1982, 1984

### 1998 PGA TOUR STATISTICS

Scoring Average	69.98	(N/A)
Driving Distance	270.5	(N/A)
Driving Accuracy Percentage	67.7	(N/A)
Total Driving		(N/A)
Greens in Regulation Pct.	66.1	(N/A)
Putting Average	1.773	(N/A)
Sand Save Percentage	67.5	(N/A)
Eagles (Holes per)	441.0	(N/A)
Birdies Average	3.53	(N/A)

### MISCELLANEOUS STATISTICS

Scoring Average Before Cut	71.03	(N/A)
Scoring Average 3rd Round	69.60	(N/A)
Scoring Average Final Round	70.60	(N/A)
Birdies Conversion %	30.6	(N/A)
Par Breakers	19.8	(N/A)
1998 Low Round:	64:	2 times, most recent 1998 GTE Byron Nelson Classic/1
Career Low Round:	63:	3 times, most recent 1992 Buick Invitational/1
Career Largest Paycheck:	\$414,000:	1998 MasterCard Colonial/1



## BRIAN WATTS

**EXEMPT STATUS:** 90th on 1998 money list

**FULL NAME:** Brian Peter Watts

**HEIGHT:** 6' 1"

**WEIGHT:** 200

**BIRTHDATE:** March 18, 1966

**BIRTHPLACE:** Montreal, Quebec, Canada

**RESIDENCE:** Edmond, OK

**FAMILY:** Wife, Debbye; Jason (7/25/97)

**COLLEGE:** Oklahoma State

**SPECIAL INTERESTS:** Racing cars, professional sports, college football and basketball

**TURNED PROFESSIONAL:** 1988

**BEST PGA TOUR FINISH:** 2--1998 British Open Championship.

**BEST NIKE TOUR FINISH:** T2--1990 Central New York Classic, Amarillo Open.

**INTERNATIONAL VICTORIES (13):** 1993 Hong Kong Open. 1994 Descente Classic, Mizuno Open, KBC Augusta, Bridgestone Open, Phillip Morris Championship. 1995 Dydo Drinko Shizuoka Open, Mizuno Open. 1996 Fuji Sankei Classic. 1997 Mizuno Open, Phillip Morris Championship. 1998 Casio World Open, Yomiuri Open

**BEST 1998 PGA TOUR FINISH:** 2--British Open Championship.

**1998 SEASON:** Played in only four PGA TOUR events but made a name for himself around the world with his memorable play at the British Open...opened with rounds of 68-69 to capture 36-hole lead at Royal Birkdale GC...third-round 73 maintained two-stroke advantage through 54 holes...final-round 70 not enough to hold off eventual champion Mark O'Meara, who closed with 68...in four-hole playoff, O'Meara won by two strokes, 17-19...next appearance on TOUR came at Buick Open, where he failed to make cut...finished T56 at PGA Championship and T28 at NEC World Series of Golf...won twice on Japanese Tour, where he used to make his living...victories came at Casio World Open and Yomiuri Open...had eight other top-10 finishes in Japan, including two seconds.

**CAREER HIGHLIGHTS:** Member of Ben Hogan Tour (now NIKE TOUR) in 1990 and 1992...had two second-place ties in 1990, at Central New York Classic and Amarillo Open...finished 29th on money list that year with \$31,964...61st on 1992 money list with \$23,828...won 12 times on Japanese Tour, including five victories in 1994 and two each in 1995 and 1997...won 1993 Hong Kong Open...two-time first-team All-American and 1987 NCAA Champion at Oklahoma State University...winner of seven individual events while at Oklahoma State from 1985-88.

**PERSONAL:** Although Canadian-born, lived in Canada for only six months...now a U.S. citizen...father started him in golf at age nine...son Jason given middle name of Bradshaw in honor of Brian's childhood sports idol, former Pittsburgh Steelers quarterback Terry Bradshaw...picked up new hobby in 1997, when wife Debbye sent him to the Bob Bondurant High Performance Driving School in Phoenix.

### CAREER SUMMARY

### PLAYOFF RECORD: 0-1

Year	Events Played	Cuts Made	1st	2nd	3rd	Top 10	Top 25	Earnings	Rank
1986(AM.)	1								
1986	1								
1988	2	1						\$816	314
1989	4	3					2	\$26,814	185
1990	4	3					1	\$12,535	224
1991	29	11				1	1	\$40,199	184
1992	1	1						\$663	314
1993	3	2						\$23,235	209
1995	3	2					1	\$33,725	221
1996	2	1						\$6,000	303
1997	3	1						\$15,400	248
1998	4	3		1		1	1	\$335,735	90
Total	57	28		1		2	6	\$495,122	

### NIKE TOUR SUMMARY

Year	Events Played	Cuts Made	1st	2nd	3rd	Top 10	Top 25	Earnings	Rank
1990	13	10		2	1	4	7	\$31,964	29
1992	22	16				2	7	\$23,828	61
Total	35	26		2	1	6	14	\$55,792	
COMBINED TOTAL MONEY:								\$550,914	



## BRIAN WATTS...continued

1999 PGA TOUR CHARITY TEAM: Entergy Classic

### PGA TOUR TOP TOURNAMENT SUMMARY

YEAR	86	95	96	97	98
U.S. Open	CUT				
British Open Championship	T40	CUT	CUT	2	
PGA Championship	CUT	T47	CUT	T56	
THE PLAYERS Championship				T37	


### 1998 PGA TOUR STATISTICS

Scoring Average	69.12	(N/A)
Driving Distance	274.2	(N/A)
Driving Accuracy Percentage	70.7	(N/A)
Total Driving		(N/A)
Greens in Regulation Pct.	62.8	(N/A)
Putting Average	1.841	(N/A)
Sand Save Percentage	47.1	(N/A)
Eagles (Holes per)	252.0	(N/A)
Birdies Average	2.50	(N/A)

### MISCELLANEOUS STATISTICS

Scoring Average Before Cut	70.63	(N/A)
Scoring Average 3rd Round	71.67	(N/A)
Scoring Average Final Round	73.00	(N/A)
Birdies Conversion %	18.6	(N/A)
Par Breakers	14.3	(N/A)

1998 Low Round: 68: 2 times, most recent 1998 NEC World Series of Golf/1  
 Career Low Round: 65: 2 times, most recent 1991 Deposit Guaranty Cl/1  
 Career Largest Paycheck: \$309,260: 1998 British Open Championship/2



## KEVIN WENTWORTH

EXEMPT STATUS: 119th on 1998 money list

FULL NAME: Kevin Tyler Wentworth

HEIGHT: 6' 2"

WEIGHT: 180

BIRTHDATE: October 17, 1968

BIRTHPLACE: Modesto, CA

FAMILY: Single

COLLEGE: Oklahoma State

SPECIAL INTERESTS: Gardening, fishing, hiking, reading

TURNED PROFESSIONAL: 1991

Q SCHOOL: 1997

BEST PGA TOUR FINISH: T9--1998 Greater Milwaukee Open.

BEST NIKE TOUR FINISH: T4--1991 Hawkeye Open.

BEST 1998 PGA TOUR FINISHES: T9--Greater Milwaukee Open; T10--Las Vegas Invitational

**1998 SEASON:** 1997 Q-School grad rebounded well from start in which he missed 12 of 14 cuts and, over that stretch, had best finish of just T62 at Greater Greensboro Chrysler Classic...began to turn season around with first PGA TOUR top-25 finish at Deposit Guaranty Golf Classic...rounds of 74-65-71-68-278 produced T21 at Annandale GC...continued solid play two weeks later at FedEx St. Jude Classic, where rounds of 67-70-67-73-277 brought T12 finish...top-10 breakthrough came at Greater Milwaukee Open, where rounds of 68-65-68-70-271 produced T9 and paycheck worth \$46,800...played well down the stretch, recording three consecutive top-15 finishes at Buick Challenge (T14), Michelob Championship at Kingsmill (T13) and Las Vegas Invitational (T10)...second career top-10 at Las Vegas proved to be the deciding factor in terms of gaining fully exempt status for 1999, since he failed to make cut at final full-field event of season, National Car Rental Golf Classic at Walt Disney World Resort...Las Vegas paycheck for \$52,000, the largest of his TOUR career, meant he would not be returning to Q-School...LVI check jumped him from 134th to 116th place on money list.

**CAREER HIGHLIGHTS:** Played a total of 15 NIKE TOUR events in 1991 (five), 1992 (nine) and 1994 (one)...In his first NIKE (then Ben Hogan Tour) TOUR start, tied for fourth at 1991 Hawkeye Open...with that finish, earned \$6,250 of his \$8,978 season total...missed eight cuts in nine 1992 starts, but did finish T23 at Sonoma County Open...played on Asian Tour in 1997, winning Philippines Open and finishing second three times...Philippines Open victory qualified him for 1997 Subaru Sarazen World Open, where he finished T39...winner of seven collegiate events as well as 1992 St. Louis Open...runner-up for 1989 NCAA Championship while attending Oklahoma State.

**PERSONAL:** One of the few lefthanders on the PGA TOUR.

## KEVIN WENTWORTH...continued

### CAREER SUMMARY

PLAYOFF RECORD: 0-0

Year	Events Played	Cuts Made	1st	2nd	3rd	Top 10	Top 25	Earnings	Rank
1993	1								
1998	28	12				2	7	\$245,174	119
Total	29	12				2	7	\$245,174	361

### NIKE TOUR SUMMARY

Year	Events Played	Cuts Made	1st	2nd	3rd	Top 10	Top 25	Earnings	Rank
1991	5	4				1	2	\$8,978	103
1992	9	1					1	\$1,188	217
1994	1								
Total	15	5				1	3	\$10,165	
COMBINED TOTAL MONEY:								\$255,339	

1999 PGA TOUR CHARITY TEAM: Buick Classic

### PGA TOUR TOP TOURNAMENT SUMMARY

YEAR	93	98
U.S. Open	CUT	CUT

### 1998 PGA TOUR STATISTICS

Scoring Average	71.61	(134)
Driving Distance	272.7	(64T)
Driving Accuracy Percentage	61.2	(179)
Total Driving	243	(161T)
Greens in Regulation Pct.	61.9	(165)
Putting Average	1.780	(73T)
Sand Save Percentage	44.7	(169T)
Eagles (Holes per)	234.0	(70T)
Birdies Average	3.37	(87T)
All-Around Ranking	941	(137)

### MISCELLANEOUS STATISTICS

Scoring Average Before Cut	72.18	(155T)
Scoring Average 3rd Round	70.33	(34)
Scoring Average Final Round	71.50	(114T)
Birdies Conversion %	30.3	(41T)
Par Breakers	19.2	(86T)

1998 Low Round: 65: 2 times, most recent 1998 Greater Milwaukee Open/2  
 Career Low Round: 65: 2 times, most recent 1998 Greater Milwaukee Open/2  
 Career Largest Paycheck: \$52,000: 1998 Las Vegas Invitational/T10



## MARK WIEBE (WEE-bee)

EXEMPT STATUS: 106th on 1998 money list

FULL NAME: Mark Charles Wiebe

HEIGHT: 6' 3"

WEIGHT: 225

BIRTH DATE: September 13, 1957

BIRTHPLACE: Seaside, OR

RESIDENCE: Denver, CO

FAMILY: Wife, Cathy; Taylor (9/9/86), Gunner (1/1/89), Collier (4/17/92)

COLLEGE: San Jose State University

SPECIAL INTERESTS: Fishing, skiing

TURNED PROFESSIONAL: 1980

Q SCHOOL: Fall 1983, 1984

TOUR VICTORIES (2): 1985 Anheuser-Busch Classic, 1986 Hardee's Golf Classic

BEST 1998 FINISH: T3--Freeport•McDermott Classic; T7--CVS Charity Classic; T10--Bob Hope Chrysler Classic

1998 SEASON: Began his season with T10 at Bob Hope Chrysler Classic, his best finish since lone top-10 of 1997, second at Kemper Open...after opening with 73, came back with rounds of 65-66-66-70, good for 340 total...after opening 69-68, was three off pace set by Steve Flesch after two rounds of Freeport•McDermott Classic...closed with rounds of 71-71 and finished T3, six strokes behind winner Lee Westwood...final top-10 of season came at CVS Charity Classic, where rounds of 69-67-68-68-272 produced T7...had two other top-25 finishes, T23 at Memorial Tournament and T22 at Motorola Western Open.

CAREER HIGHLIGHTS: First PGA TOUR victory came at 1985 Anheuser-Busch Golf Classic...third-round 65 moved him to within one stroke of leader Danny Edwards...shot 70 in final round to force playoff with John Mahaffey...birdied first extra hole for

## MARK WIEBE...continued

title...following year, shot 69-65-66-68-268 to win Hardee's Golf Classic by one stroke over Curt Byrum...finished 1986 with career-best rank on money list: 25th with \$260,180...came close to first victory since Hardee's Classic at 1997 Kemper Open...opened with rounds of 69-67 and shared 36-hole lead with D.A. Weibring...after firing a Saturday 66, held three-stroke advantage over Mike Springer...closing 73, including bogeys on final two holes, dropped him one stroke behind winner Justin Leonard...tied for second at 1996 Nissan Open...twice reached playoffs in search of third career title...lost in extra holes to Tom Sieckmann at 1988 Anheuser-Busch Golf Classic...at 1993 Buick Classic, closed 67-66 to pull even with Vijay Singh...Singh birdied third extra hole for victory...slowed by shoulder trouble in 1991 and 1992...missed most of 1994 season following March skiing accident...played under special medical extension in 1995...tied for third at Sprint International and for ninth at LaCantera Texas Open on way to 112th-place finish on that year's money list...winner of 1989 Colorado Open.

**PERSONAL:** Loves being a father of three very busy kids...a huge Denver sports fan, particularly of the Denver Broncos...enjoys fly fishing.


CAREER SUMMARY				PLAYOFF RECORD: 1-2					
Year	Events Played	Cuts Made	1st	2nd	3rd	Top 10	Top 25	Earnings	Rank
1981	2	1						\$2,538	222
1982	1								
1983	2	2					1	\$6,628	197
1984	19	8				1	1	\$16,257	166
1985	29	15	1			5	5	\$181,894	36
1986	30	22	1	1	1	5	7	\$260,180	25
1987	33	26			1	2	5	\$128,651	82
1988	32	27		1		7	16	\$392,166	28
1989	29	20		1	1	4	12	\$296,269	41
1990	31	21		1		2	7	\$210,435	72
1991	31	14					4	\$100,046	136
1992	26	17				2	6	\$174,763	86
1993	27	19		1		5	9	\$360,213	42
1994	9	5						\$16,032	233
1995	23	11			1	3	3	\$168,832	112
1996	25	13		1		2	5	\$201,058	107
1997	25	14		1		1	5	\$285,139	85
1998	26	13			1	3	5	\$282,211	106
Total	400	248	2	7	5	42	91	\$3,083,312	87

1999 PGA TOUR CHARITY TEAM: JCPenney Classic

TOP TOURNAMENT SUMMARY												
YEAR	85	86	87	88	89	90	91	92	93	96	97	98
Masters Tournament		CUT	T35		CUT							
U.S. Open		CUT	T58	T25	T33	CUT			T77	104	CUT	
British Open Championship											CUT	
PGA Championship		CUT	T47	T65	T38	T12	T19	T66	67	T61	W/D	CUT
THE PLAYERS Championship		T54	T20	T11	T17	CUT	CUT	CUT	T61	CUT	CUT	T71
THE TOUR Championship				T24								

1998 PGA TOUR STATISTICS	
Scoring Average	71.07 (77)
Driving Distance	268.2 (113T)
Driving Accuracy Percentage	71.0 (73T)
Total Driving	186 (95T)
Greens in Regulation Pct.	64.0 (119T)
Putting Average	1.799 (135T)
Sand Save Percentage	57.4 (26T)
Eagles (Holes per)	237.0 (75T)
Birdies Average	3.10 (140T)
All-Around Ranking	758 (103)

MISCELLANEOUS STATISTICS	
Scoring Average Before Cut	71.00 (58T)
Scoring Average 3rd Round	70.00 (17T)
Scoring Average Final Round	71.93 (135T)
Birdies Conversion %	26.9 (146)
Par Breakers	17.7 (135T)
1998 Low Round:	65: 2 times, most recent 1998 Quad City Classic/2
Career Low Round:	61: 1988 Seiko Tucson/3
Career Largest Paycheck:	\$162,000: 1997 Kemper Open/2



## WILLIE WOOD

**EXEMPT STATUS:** 76th on 1998 money list  
**FULL NAME:** Willie West Wood  
**HEIGHT:** 5' 7"  
**BIRTHDATE:** October 1, 1960  
**RESIDENCE:** Edmond, OK  
**FAMILY:** Wife, Wendi; William King (12/17/86), Kelly Curtis (6/15/88), Hayden (4/8/96)  
**COLLEGE:** Oklahoma State University  
**SPECIAL INTERESTS:** Fishing, physical fitness  
**TURNED PROFESSIONAL:** 1983  
**WEIGHT:** 150  
**BIRTHPLACE:** Kingsville, TX  
**Q SCHOOL:** 1983, 1992

**TOUR VICTORIES (1):** 1996 Deposit Guaranty Golf Classic

**BEST 1998 FINISHES:** T2--Sprint International; T4--CVS Charity Classic.

**1998 SEASON:** Enjoyed best earnings season of 15 years on TOUR with \$397,110...76th-place money-list finish his best since 1986...year was highlighted by two top-10 finishes during the summer months...first top-10 came at CVS Charity Classic, where he finished T4...was in contention throughout first three rounds...shared first-round lead after opening 64...stood one stroke back after 36 holes and, following a third-round 68, was tied for the lead after 54 holes...closed with 70...best finish of year and best since lone TOUR victory at 1996 Deposit Guaranty Golf Classic came at Sprint International...entered final round at Castle Pines one point behind leader Vijay Singh and one ahead of Tiger Woods...finished tied for second with Phil Mickelson, six points behind Singh...T14 at Kemper Open, T16 at Canon Greater Hartford Open and T21 at Masters Tournament rounded out his top-25 finishes...Masters performance made him 3-for-3 in making cut at Augusta National...finished 16th in sand-save percentage.

**CAREER HIGHLIGHTS:** After 12 years on TOUR, posted first victory at 1996 Deposit Guaranty Golf Classic...came to Madison, MS after recording eight top-10 finishes in 13 starts on NIKE TOUR...after third-round 66 moved him to within stroke of 54-hole leader Greg Kraft, closed with 67 to defeat Kirk Triplett by one...\$180,000 winner's check more than he had earned in any prior season...was sixth first-time winner on TOUR that year...followed by making cut in next eight starts, including T11 at Buick Challenge...prior to victory, had been runner-up three times since 1983...opened with 63 at 1984 Anheuser-Busch Golf Classic and held lead after each of first three rounds, but was passed by Ronnie Black's 63 and finished alone in second...in 1986, trailed Raymond Floyd, Mike Reid and Bob Tway by two strokes entering final round of Manufacturers Hanover Westchester Classic...closing 66 left him in second place, one behind Tway...shared lead with Tway through 54 holes of 1990 Hardee's Golf Classic before Sunday 69 left him tied with Joey Sindelar...Sindelar parred first extra hole for victory...from 1991 through 1995, retained TOUR playing privileges only once, in 1993 when he finished 112th on money list...had best Masters Tournament performance in 1997, when he finished T12...outstanding junior career featured victories at 1977 U.S. Junior, 1978 PGA Junior and 1979 Western Junior...medalist at 1983 PGA TOUR Qualifying Tournament...winner of 1990 and 1995 Oklahoma Opens.

**PERSONAL:** Sister Deanie was member of LPGA Tour.

PGA TOUR CAREER SUMMARY						PLAYOFF RECORD: 0-1			
Year	Events Played	Cuts Made	1st	2nd	3rd	Top 10	Top 25	Earnings	Rank
1982(Am.)	1	1							
1983(Am.)	1	1							
1983	1	1				1	1	\$8,400	
1984	30	21		1		3	10	\$115,741	61
1985	30	26			1	4	11	\$153,706	49
1986	31	23		1	2	3	7	\$172,629	52
1987	30	19				1	7	\$95,917	98
1988	31	10				1	3	\$53,064	146
1989	23	4						\$9,677	212
1990	25	10		1		2	5	\$179,972	90
1991	27	13						\$48,033	176
1992	8	5				1	2	\$57,748	168
1993	25	16				3	5	\$146,206	112
1994	26	16					2	\$87,102	165
1995	11	8					3	\$64,697	182
1996	10	9	1			1	3	\$255,158	87
1997	27	17				1	3	\$190,283	121
1998	27	15		1		2	5	\$397,110	76
Total	364	215	1	4	3	23	67	\$2,035,443	125

## WILLIE WOOD...continued

### NIKE TOUR SUMMARY

Year	Events Played	Cuts Made	1st	2nd	3rd	Top 10	Top 25	Earnings	Rank
1992	3	1					1	\$1,763	198
1993	1	1						\$1,080	206
1995	8	6			1	1	6	\$23,510	79
1996	13	10			1	8	9	\$67,008	27
Total	25	18			2	9	16	\$93,361	
COMBINED TOTAL MONEY:								\$2,128,804	

1999 PGA TOUR CHARITY TEAM: Buick Challenge

### TOP TOURNAMENT SUMMARY

YEAR	82	84	85	86	87	88	91	92	93	94	96	97	98
Masters Tournament	T41											T12	T21
U.S. Open Championship			CUT					T17	CUT				CUT
PGA Championship			T23	CUT							T65		
THE PLAYERS Championship	T44	CUT	74	CUT	T64	T63				CUT		T37	CUT

NATIONAL TEAM: Walker Cup, 1983


### 1998 PGA TOUR STATISTICS

Scoring Average	71.17	(90T)
Driving Distance	260.0	(175)
Driving Accuracy Percentage	70.9	(76T)
Total Driving	251	(167T)
Greens in Regulation Pct.	63.2	(145T)
Putting Average	1.779	(71T)
Sand Save Percentage	59.2	(16T)
Eagles (Holes per)	747.0	(174)
Birdies Average	3.10	(140T)
All-Around Ranking	887	(134)

### MISCELLANEOUS STATISTICS

Scoring Average Before Cut	71.55	(115T)
Scoring Average 3rd Round	71.53	(129)
Scoring Average Final Round	70.80	(54)
Birdies Conversion %	27.2	(138T)
Par Breakers	17.3	(148T)

1998 Low Round: 64: 2 times, most recent 1998 CVS Charity Classic/1  
 Career Low Round: 63: 3 times, most recent 1990 Hardee's Golf Classic/2  
 Career Largest Paycheck: \$180,000: 1996 Deposit Guaranty Classic/1



## TIGER WOODS

EXEMPT STATUS: Winner, 1997 Masters Tournament (through 2007)

FULL NAME: Eldrick T. Woods

HEIGHT: 6' 2"

WEIGHT: 160

BIRTHDATE: December 30, 1975

BIRTHPLACE: Cypress, CA

RESIDENCE: Orlando, FL

FAMILY: Single

COLLEGE: Stanford University

SPECIAL INTERESTS: Basketball, fishing, all sports

TURNED PROFESSIONAL: 1996

JOINED TOUR: 1996

TOUR VICTORIES (7): 1996 Las Vegas Invitational, Walt Disney World/Oldsmobile Classic. 1997 Mercedes Championships, Masters Tournament, GTE Byron Nelson Classic, Motorola Western Open. 1998 BellSouth Classic

INTERNATIONAL VICTORIES (2): 1997 Asian Honda Classic. 1998 Johnnie Walker Classic (Asia)

BEST 1998 FINISHES: 1--BellSouth Classic; 2--Nissan Open; T2--Mercedes Championships; 3--British Open Championship; T3--Buick Invitational; 4--Sprint International; T4--Buick Open; T5--NEC World Series of Golf; T7--National Car Rental Golf Classic/Disney; T8--Masters Tournament; T9--Doral-Ryder Open, Motorola Western Open; T10--PGA Championship.

1998 SEASON: Built on his amazing first full year on TOUR...one of his main goals was to play more consistent golf throughout the season...rounds of 72-67-69-64-272 produced T2 finish with Mark O'Meara, one stroke behind Phil Mickelson, in defense of his Mercedes Championships title...earned second international victory at Johnnie Walker Classic in Thailand, defeating Ernie Els on second playoff hole...overcame eight-stroke deficit to force playoff with Els...closed with rounds of 66-68 for Buick Invitational T3, one stroke out of Scott Simpson-Skip Kendall playoff...TOUR playoff record dropped to 2-1 when Billy Mayfair birdied first extra hole at Valencia CC to win Nissan Open...opened 68-73, then closed with 65-66 to force playoff with Mayfair...stood in second place, two off third-round lead, after rounds of 70-69-71 at Doral-Ryder Open...final-round 73 produced T9...finished T8 in defense of Masters Tournament title...earned seventh victory with one-stroke win over Jay Don Blake at BellSouth Classic...stood



## TIGER WOODS...continued

one off second-round lead after opening 69-67...third-round 63 at TPC at Sugarloaf gave him lead he would not relinquish...finished T9 in defense of Motorola Western Open title after rounds of 76-67-69-69...shared first-round lead at British Open after opening 65, then stood one off 36-hole lead following second-round 73...closed with rounds of 77-66 for third-place finish, his best at a major championship since winning 1997 Masters...regained No. 1 spot on Official World Golf Ranking following Buick Classic and retained that position through year's end...finished T4 at Buick Open...Sahalee CC course-record 66 produced first-round lead at PGA Championship...followed with rounds of 72-70-71 for T10...finished fourth at Sprint International with 38 points...rounds of 67-68-70-70 produced NEC World Series of Golf T5...runner-up to Mark O'Meara at Cisco World Match Play Championship...defeated Vijay Singh to win PGA Grand Slam of Golf...first on TOUR in top-10 finishes with 13...made his first United States Presidents Cup Team...defeated Greg Norman, 1-up, in one of the event's showcase singles matches.

**CAREER HIGHLIGHTS:** Shouldered high expectations in joining PGA TOUR following one of the best amateur careers ever...posted two victories and three other top-10 finishes in only eight starts after turning professional at 1996 Greater Milwaukee Open, where he finished T60...first top-10 came at Quad City Classic, where he finished T5...began final round of Las Vegas Invitational four strokes back...closed with 64 to force playoff with Davis Love III, then parred first extra hole for first TOUR win...collected \$297,000 in becoming first sponsor's exemption to win TOUR event since Phil Mickelson at 1991 Northern Telecom Open...finished third the following week at LaCantera Texas Open...at Walt Disney World/Oldsmobile Classic, shot closing 66 for one-stroke win...named PGA TOUR Rookie of the Year...also named *Sports Illustrated's* Sportsman of the Year, becoming youngest to receive honor since gymnast Mary Lou Retton in 1984...named PGA TOUR Player of the Year for 1997, a season that included four victories and nine top-10 finishes...made 20 of 21 cuts and finished no lower than T43...highlight of year came at Masters Tournament, where rounds of 70-66-65-69-270 set 72-hole record...12-stroke margin of victory, another Masters record, was fourth best in TOUR history...won first event of season at rain-shortened Mercedes Championships, defeating Tom Lehman on first playoff hole...member of 1997 Ryder Cup Team...named PGA of America and Golf Writers Association of America Player of the Year for 1997...concluded year with Associated Press naming his Masters win top sports story of 1997, followed by his designation as AP's Male Athlete of the Year (first golfer to be so honored in 26 years)...won 1991, 1992 and 1993 U.S. Junior Amateur Championships when no one before or since has won more than one...in 1994, at TPC at Sawgrass, became youngest winner of U.S. Amateur...the following year, became first to successfully defend U.S. Amateur title since Jay Sigel in 1993...in 1996, became first player to win three consecutive U.S. Amateur titles...owns U.S. Amateur records for consecutive match-play victories (18) and winning percentage (.909)...his six consecutive years of winning a USGA championship are second only to Bobby Jones' eight...made cut in four of six major championships as amateur and was low amateur at 1995 Masters and 1996 British Open...named year's top amateur player by *Golf Digest* and *Golfweek* in 1992 and *Golf World* in 1992 and 1993...*Golf World's* "Man of the Year" in 1994...won 1996 NCAA Championship and was named Collegiate Player of the Year...joined Jack Nicklaus and Phil Mickelson as the only players to win NCAA and U.S. Amateur in same year.

**PERSONAL:** Nicknamed "Tiger" after a Vietnamese soldier who was a friend of his father's in Vietnam...putted against Bob Hope on the "Mike Douglas Show" at age two, shot 48 for nine holes at age three and was featured in *Golf Digest* at age five...in Feb. 1998, named to Blackwell's Best-Dressed List...eighth athlete to be named Wheaties permanent rep, following Bob Richards (1958), Bruce Jenner (1977), Mary Lou Retton (1984), Pete Rose (1985), Walter Payton (1986), Chris Evert (1987) and Michael Jordan (1988)...Tiger Woods Foundation, chaired by father Earl, created to provide minority participation in golf and related activities...foundation has pledged its full support to World Golf Foundation's "The First Tee" program...in 1997 won Sports Star of the Year Award, given to athletes who combine excellence in their sports with significant charitable endeavors...website is [www.tigerwoods.com](http://www.tigerwoods.com).

PGA TOUR CAREER SUMMARY				PLAYOFF RECORD: 2-1					
Year	Events Played	Cuts Made	1st	2nd	3rd	Top 10	Top 25	Earnings	Rank
1992 (Am.)	1								
1993 (Am.)	3								
1994 (Am.)	3								
1995 (Am.)	4	3							
1996 (Am.)	3	2					1		
1996	8	8	2		2	5	7	\$790,594	24
1997	21	20	4	1	1	9	14	\$2,066,833	1
1998	20	19	1	2	2	13	17	\$1,841,117	4
Total	63	52	7	3	5	27	39	\$4,698,544	51

### 1999 PGA TOUR CHARITY TEAM: Motorola Western Open

TOP TOURNAMENT SUMMARY				
YEAR	95	96	97	98
Masters Tournament	T41	CUT	1	T8
U.S. Open	W/D	T82	T19	T18
British Open Championship	T68	T22	T24	3
PGA Championship			T29	T10
THE PLAYERS Championship			T31	T35
THE TOUR Championship		T21	T12	20

## TIGER WOODS...continued

**NATIONAL TEAMS:** U.S. World Amateur, 1994; Walker Cup, 1995; Ryder Cup, 1997; Dunhill Cup, 1998; The Presidents Cup, 1998

### 1998 PGA TOUR STATISTICS

Scoring Average	69.21	(2)
Driving Distance	296.3	(2)
Driving Accuracy Percentage	67.9	(114T)
Total Driving	116	(14T)
Greens in Regulation Pct.	67.6	(30)
Putting Average	1.805	(147T)
Sand Save Percentage	53.0	(81)
Eagles (Holes per)	119.5	(4)
Birdies Average	3.85	(6)
All-Around Ranking	386	(14)

### MISCELLANEOUS STATISTICS

Scoring Average Before Cut	70.21	(8)
Scoring Average 3rd Round	69.83	(11)
Scoring Average Final Round	69.89	(9)
Birdies Conversion %	31.6	(18)
Par Breakers	22.2	(5)
1998 Low Round:	63:	1998 BellSouth Classic/3
Career Low Round:	63:	4 times, most recent 1998 BellSouth Classic/3
Career Largest Paycheck:	\$486,000:	1997 Masters Tournament/1



## FUZZY ZOELLER (ZELL-er)

**EXEMPT STATUS:** 101st on 1998 money list

**FULL NAME:** Frank Urban Zoeller

**HEIGHT:** 5' 10"

**BIRTH DATE:** November 11, 1951

**RESIDENCE:** New Albany, IN; plays out of Naples National, Naples, FL

**FAMILY:** Wife, Diane; Sunnys Noel (5/5/79), Heidi Leigh (8/23/81), Gretchen Marie (3/27/84), Miles Remington (6/1/89)

**COLLEGE:** Edison Junior College in Ft. Myers, FL, and University of Houston

**SPECIAL INTERESTS:** All sports, golf course design

**TURNED PROFESSIONAL:** 1973

**WEIGHT:** 190

**BIRTHPLACE:** New Albany, IN

**Q SCHOOL:** Fall 1974

**TOUR VICTORIES (10):** 1979 Wickes-Andy Williams San Diego Open, Masters Tournament, 1981 Colonial National Invitation, 1983 Sea Pines Heritage Classic, Las Vegas Pro-Celebrity Classic, 1984 United States Open, 1985 Hertz Bay Hill Classic, 1986 AT&T Pebble Beach National Pro-Am, Sea Pines Heritage Golf Classic, Anheuser-Busch Golf Classic

**BEST 1998 FINISH:** T6--AT&T Pebble Beach National Pro-Am; T8--Bob Hope Chrysler Classic

**1998 SEASON:** Dec. 1997 trip to eye doctor helped produce positive results in 1998...used one-time top 50 on career money list exemption to play last season...made 20 starts and finished 101st on money list...eye doctor determined his right (dominant) eye was badly out of focus, which led to new glasses...two early-season top-10 finishes highlighted his year...in his first start, rounds of 66-69-68-66-70 produced Bob Hope Chrysler Classic T8...Hope finish his first top-10 since T3 at 1996 Canon Greater Hartford Open...rounds of 70-70-65 brought AT&T Pebble Beach National Pro-Am T6...his closing 65 was low score of final round...fired first-round 63 and stood one off the pace at the Buick Invitational...closing rounds of 75-75 placed him T57 in weather-shortened event...T13 at Bell Canadian Open after rounds of 69-76-67-71--283...carded back-to-back eagles at Greater Greensboro Chrysler Classic...made eagle-3 on par-5 second hole, then holed a 6-iron from 172 yards on the par-4 third at Forest Oaks CC...teamed with John Daly at Franklin Templeton Shark Shootout and Dale Eggeling at JCPenney Classic.

**CAREER HIGHLIGHTS:** Owner of two major titles, 1979 Masters Tournament and 1984 U.S. Open...won Masters on third hole of playoff with Ed Sneed and Tom Watson...defeated Greg Norman in 18-hole playoff for U.S. Open title at Winged Foot...the winner of 10 TOUR titles, his most lucrative season came in 1994, a year in which he did not win...set then-TOUR record for earnings without a victory by making \$1,016,804 on the strength of five runner-up finishes, the most seconds since Jack Nicklaus and Arnold Palmer had six apiece in 1964...lost playoff to Mark McCumber in season-ending TOUR Championship to earn largest paycheck of career (\$324,000) and eclipse \$1-million mark...first TOUR victory came at 1979 Wickes-Andy Williams San Diego Open...came back from opening 76 to defeat Bill Kratzert, Wayne Levi, Artie McNickle and Tom Watson by five strokes...victory earned invitation to first Masters, which he won...only third player, after Horton Smith (1934) and Gene Sarazen (1935), to win first Masters start...has long history of back trouble, which first became known at 1984 PGA Championship, when he was hospitalized before first round...underwent surgery for ruptured disk later that year and was sidelined until Feb. 1985...in third start after return, won Hertz Bay Hill Classic...recorded three victories in 1986--AT&T Pebble Beach National Pro-Am, Sea Pines Heritage Golf Classic and Anheuser-Busch Golf Classic...won 1985 and 1986 Skins Games...winner of 1987 Merrill Lynch Shoot-Out Championship...1972 Florida Junior College and 1973 Indiana Amateur champion.

**PERSONAL:** A gallery favorite for his relaxed approach to the game...known for wearing sunglasses no matter what the conditions and for his on-course whistling...golf course design projects include Tournament Players Club at Summerlin...website is [www.fuz.com](http://www.fuz.com).

## FUZZY ZOELLER...continued

CAREER SUMMARY				PLAYOFF RECORD: 2-2					
Year	Events Played	Cuts Made	1st	2nd	3rd	Top 10	Top 25	Earnings	Rank
1975	21	11					3	\$7,318	145
1976	27	18		2		4	6	\$52,557	56
1977	32	24			2	7	13	\$76,417	39
1978	28	23		2	1	5	15	\$109,055	20
1979	24	20	2	1		6	12	\$196,951	9
1980	22	19			2	7	12	\$95,531	46
1981	25	19	1	1	1	4	11	\$151,571	19
1982	25	20		1	1	6	10	\$126,512	28
1983	28	23	2	2		12	18	\$417,597	2
1984	21	15	1			3	7	\$157,460	40
1985	21	18	1			7	11	\$244,003	15
1986	20	16	3			4	10	\$358,115	13
1987	21	16		1	1	5	10	\$222,921	44
1988	22	18			2	4	9	\$209,564	51
1989	19	14		1		4	7	\$217,742	65
1990	20	13		1		2	8	\$199,629	79
1991	16	12		1	1	3	8	\$385,139	42
1992	18	11				1	4	\$125,003	114
1993	18	17		1	1	4	8	\$378,175	39
1994	19	16		5		6	9	\$1,016,804	5
1995	15	12				1	5	\$170,706	110
1996	16	9			1	3	5	\$347,629	56
1997	16	9					2	\$134,776	148
1998	20	14				2	6	\$305,041	101
Total	482	387	10	19	13	100	209	\$5,706,218	34

1999 PGA TOUR CHARITY TEAM: Greater Greensboro Chrysler Classic

### TOP TOURNAMENT SUMMARY

YEAR	76	77	78	79	80	81	82	83	84	85	86	87	88	89	90
Masters Tournament				1	T19	T43	T10	T20	T31	CUT	T21	T27	T16	T26	T20
U.S. Open	T38	T44			T51		T15	CUT	1	T9	T15	CUT	T8	CUT	T8
British Open Championship				CUT	CUT		T8	T14	T14	T11	T8	T29	T53	CUT	
PGA Championship		T54	10	T54	T41	2	CUT	T6		T54	CUT	64	CUT	CUT	T14
THE PLAYERS Championship	79				CUT	CUT	T56	CUT		T27	CUT	T54	T23	T45	CUT

### TOP TOURNAMENT SUMMARY (cont.)

YEAR	91	92	93	94	95	96	97	98
Masters Tournament	T12	T19	T11	T35	CUT	CUT	T34	T33
U.S. Open	5	CUT	T68	T58	T21		T28	CUT
British Open Championship	T80		T14	3		CUT		
PGA Championship	CUT		T31	T19	69	T36	CUT	
THE PLAYERS Championship	2	T64	T34	2	T55	T4	T14	
THE TOUR Championship				2				

NATIONAL TEAMS: Ryder Cup (3), 1979, 1983, 1985

### 1998 PGA TOUR STATISTICS

Scoring Average	71.11	(83T)
Driving Distance	262.6	(167T)
Driving Accuracy Percentage	74.2	(31)
Total Driving	198	(111T)
Greens in Regulation Pct.	63.6	(134T)
Putting Average	1.774	(61T)
Sand Save Percentage	64.9	(4)
Eagles (Holes per)	244.8	(82T)
Birdies Average	3.46	(68T)
All-Around Ranking	630	(61)

### MISCELLANEOUS STATISTICS

Scoring Average Before Cut	70.91	(52T)
Scoring Average 3rd Round	71.00	(83T)
Scoring Average Final Round	71.86	(133)
Birdies Conversion %	30.2	(46T)
Par Breakers	19.6	(66T)

1998 Low Round: 63: 1998 Buick Invitational/1  
 Career Low Round: 62: 1982 B.C. Open/2  
 Career Largest Paycheck: \$324,000: 1994 THE TOUR Championship/2

## OTHER PROMINENT MEMBERS OF THE PGA TOUR

### A

**ADAMS, John** Birthdate May 5, 1954 Birthplace Altus, OK Residence Paris, TX Height 6-3 Weight 220 Family Wife, Jane; Benjamin Craig (6/20/83), Kimberly Jill (10/23/85) College Arizona State University Special Interests Hunting, fishing Turned Professional 1976 Q School Spring 1978, Fall 1979, 1985, 1994 Other Information Member of the PGA TOUR since 1978. Career-best finishes are second place in the 1982 Hall of Fame Classic and 1996 FedEx St. Jude Classic. His career-low round is 63, which he has recorded three times, most recently during the first round of the 1997 Las Vegas Invitational. In 1988, led the PGA TOUR in Greens in Regulation with 73.9%. Has finished in the top 10 in driving distance eight times in his career. Started playing golf as soon as he could hold a club. Held club and putter crosshanded at first, but gave up former when he was about three years old. Still putts that way. While at Arizona State, was coached by Bill Mann, later a scorekeeper on the PGA TOUR. His father was a golf professional.



**Exempt Status:** Veteran Member

**Best-Ever Finish:** 2—1982 Hall of Fame, 1996 FedEx St. Jude Classic.

**Money And Position:**

1978 — \$ 2,025 — 203	1985 — \$ 9,613 — 181	1992 — \$173,069 — 89
1979 — \$ 1,785 — 239	1986 — \$ 64,906 — 124	1993 — \$221,753 — 78
1980 — \$19,895 — 125	1987 — \$ 51,976 — 149	1994 — \$106,689 — 151
1981 — \$17,898 — 140	1988 — \$ 64,341 — 140	1995 — \$243,366 — 74
1982 — \$54,014 — 87	1989 — \$106,824 — 120	1996 — \$257,840 — 86
1983 — \$59,287 — 87	1990 — \$127,733 — 122	1997 — \$188,986 — 123
1984 — \$73,567 — 80	1991 — \$117,549 — 125	1998 — \$ 56,467 — 202

**Best 1998 Finish:** T14—Kemper Open.

**1998 Summary:** Tournaments entered — 25; in money — 7; top-10 finishes — 0

**Career Summary:** Tournaments entered — 552; in money — 280; top-10 finishes — 29

**Career Earnings:** \$2,019,582

**ALLENBY, Robert** Birthdate July 12, 1971 Birthplace Melbourne, Australia Residence Melbourne, Australia Height 6-1 Weight 150 Family Wife, Sandy Special Interests Fishing, fast boats Turned Professional 1991 Q School 1998 Other Information Made the cut in seven of nine PGA TOUR tournaments in 1998. Best finish on the PGA TOUR was a tie for fourth in last year's B.C. Open. Tied for 10th in the 1997 British Open Championship. Led Australasian Tour Order of Merit 1992 and 1994. Winner of five Australasian Tour tournaments: 1992 Perak Masters and Johnnie Walker Classic, 1993 Optus Players Championship, 1994 Heineken Australian Open and 1995 Heineken Classic. Winner of four PGA European Tour tournaments: 1994 Honda Open, 1996 Alamo English Open, Peugeot French Open and One 2 One British Masters. Finished third on 1996 European Tour Order of Merit, despite fact that season ended prematurely in October, when he suffered a broken sternum and facial injuries in traffic accident in Spain. Member of 1990 World Amateur Team. Member of 1993 and 1995 World Cup teams. Participated in 1993 Dunhill Cup and 1994 Presidents Cup.



**Exempt Status:** 17th at 1998 PGA TOUR Qualifying Tournament

**Best-Ever Finish:** T4—1998 B.C. Open.

**Money And Position:**

1993 — \$11,052 — 235	1995 — \$73,288 — 176	1997 — \$ 69,990 — 185
1994 — \$ 0	1996 — \$15,932 — 252	1998 — \$191,867 — 141

**Best 1998 Finish:** T4—B.C. Open.

**1998 Summary:** Tournaments entered — 9; in money — 7; top-10 finishes — 1

**Career Summary:** Tournaments entered — 40; in money — 19; top-10 finishes — 2

**Career Earnings:** \$362,128

**ARMSTRONG, Ty** Birthdate May 16, 1959 Birthplace Waxahachie, TX Residence Eden Prairie, MN; plays out of Minneapolis GC in St. Louis Park, MN Height 5-8 Weight 165 Family Wife, Mary; Patrick (11/16/92), Timmy (6/30/94), Justin (3/25/97) College McNeese State University (1981, Economics and Finance) Special Interests Cross-country skiing, reading, "playing with my sons" Turned Professional 1986 Q School 1993, 1998 Other Information Co-medalist at the 1993 PGA TOUR National Qualifying Tournament. Member of the NIKE TOUR in 1993, 1995 and 1998-99 and the PGA TOUR in 1994. Recorded three top-10s on the 1998 NIKE TOUR. Tied for sixth at the 1998 NIKE South Carolina Classic and NIKE Tri-Cities Open. Named All-Southland Conference in 1981 while playing at McNeese State. After college, worked for three years as a data processor before turning professional. Winner of four mini-tour events. Was an all-state baseball selection as a high school second baseman.



**Exempt Status:** 23rd at 1998 PGA TOUR Qualifying Tournament

**Best-Ever Finish:** T19—1994 Anheuser-Busch Golf Classic.

**Money And Position:** 1994 — \$30,181 — 211 1996 — \$0

**1998 Summary:** Did not play PGA TOUR in 1998

**Career Summary:** Tournaments entered — 24; in money — 8; top-10 finishes — 0

**Career Earnings:** \$30,181

## OTHER PROMINENT MEMBERS OF THE PGA TOUR

**AUBREY, Emlyn (EM-lin AW-bree)** Birthdate January 28, 1964 Birthplace Reading, PA Residence Austin, TX Height 6-2 Weight 190 Family Wife, Cindy; Adelaide Louise (4/29/96) College Louisiana State University Special Interest Auto racing Turned Professional 1986 Q School 1989 Other Information Member of PGA TOUR in 1990-92 and 1995-97. Member of NIKE TOUR in 1993-94 and 1998. Earned his second career NIKE TOUR victory in last year's NIKE Wichita Open with a tournament record 23-under-par 265. Set the Willowbend CC course record of 11-under-par 61 in the second round. First victory came in 1993 NIKE Miami Valley Open. Final-round 5-under-par 67 led way to career-best PGA TOUR finish, tie for second in 1996 Greater Vancouver Open. Won 1989 Philippines Open and 1994 Indian Open on Asian Tour. Winner of 1984 Southeastern Conference title while at Louisiana State. Three-time winner (1982-84) of Pennsylvania State Public Links Championship. Attends a number of auto racing schools each year and has participated in races. Wife Cindy caddied for him prior to the birth of their daughter.



Exempt Status: 13th on 1998 NIKE TOUR Money List  
Best-Ever Finish: T2—1996 Greater Vancouver Open.

Money And Position:	1988 — \$ 0	1992 — \$ 58,087 — 167	1996 — \$296,005 — 74
	1989 — \$ 9,007 — 215	1993 — \$ 18,125 — 220	1997 — \$ 70,383 — 184
	1990 — \$122,329 — 126	1994 — \$ 3,802 — 289	
	1991 — \$ 91,257 — 139	1995 — \$137,020 — 140	

1998 Summary: Did not play PGA TOUR in 1998

Career Summary: Tournaments entered — 169; in money — 90; top-10 finishes — 5

Career Earnings: \$806,014

**AUSTIN, Woody** Birthdate January 27, 1964 Birthplace Tampa, FL Residence Lee's Summit, MO Height 6-0 Weight 170 Family Wife, Shannon; Parker (3/31/98) College University of Miami Special Interests Sports Turned Professional 1987 Q School 1994 Other Information Led NIKE TOUR in scoring average in 1998 (69.61) on his way to eighth-place finish on money list. Named NIKE TOUR Player of the Month for Aug. 1998. PGA TOUR Rookie of the Year in 1995 after winning Buick Open and finishing 24th on money list. Buick Open victory came in playoff over Mike Brisky. Medalist at 1994 PGA TOUR National Qualifying Tournament. Played in Japan (1989-90) and mini-tours (1992-93). Tore tendons and cartilage in left knee during 1987 Qualifying Tournament. Injury sidelined him for two years. Originally injured knee as 11-year-old playing Little League baseball. Worked for years as credit union teller during off-season. Also worked in supplies department at Eckerd Drugs.



Exempt Status: 8th on 1998 NIKE TOUR Money List

PGA TOUR Victories: 1—1995 Buick Open.

Money And Position:	1992 — \$ 0	1996 — \$539,397 — 32	1998 — \$56,028 — 203
	1995 — \$736,497 — 24	1997 — \$ 75,151 — 180	

Best 1998 Finish: T14—Greater Milwaukee Open.

1998 Summary: Tournaments entered — 10; in money — 5; top-10 finishes — 0

Career Summary: Tournaments entered — 115; in money — 60; top-10 finishes — 13

Career Earnings: \$1,407,072

## B

**BAIRD, Briny (BRIGH-knee BARED)** Birthdate May 11, 1972 Birthplace Miami Beach, FL Residence Jupiter, FL Height 5-11 Weight 165 Family Single College Valdosta State University (1995, Communications) Special Interests All sports, fishing Turned Professional 1995 Q School 1998 Other Information: Member of the NIKE TOUR in 1996, 1997 and 1999. Earned \$33,433 on the 1997 NIKE TOUR to finish 58th on the money list. Best finish on the NIKE TOUR came when he fired a 67 on Sunday to tie for fifth at the 1997 NIKE Dominion Open. NCAA Division II champion and Player of the Year in 1994 and 1995. Winner of 1989 Future Masters. Was MVP of high school soccer team. Has recorded four holes-in-one in competitive rounds. Says his biggest thrill in golf was "repeating as Division II champion and ending amateur career with a win." Father, Butch Baird, is a member of the SENIOR PGA TOUR.



Exempt Status: 12th at 1998 PGA TOUR Qualifying Tournament

1998 Summary: Did not play PGA TOUR in 1998

**BARLOW, Craig** Birthdate July 23, 1972 Birthplace Henderson, NV Residence Henderson, NV; plays out of Lake Las Vegas CC Height 5-11 Weight 200 Family Wife, LeeAnn; Joel Nino, Jason Nino, Jeremy Nino College University of Nevada Las Vegas; Taft Junior College Special Interests Table tennis, tennis Turned Professional 1995 Q School 1997, 1998 Other Information Earned PGA TOUR status in 1998 after finishing 28th at the 1997 PGA TOUR Qualifying Tournament. Winner of the 1994 Nevada State Amateur Championship. 1995 Nevada State Match Play Champion. Named 1994 Southern Nevada Golf Association Player of the Year. Qualified for 1994 U.S. Open as an amateur. Ranked fifth in state of Nevada as high school tennis player in 1990.



Exempt Status: 18th at 1998 PGA TOUR Qualifying Tournament

Best-Ever Finish: T14 — 1998 Kemper Open.

Money And Position: 1998 — \$98,111 — 183

Best 1998 Finish: T14 — Kemper Open.

1998 Summary: Tournaments entered — 29; in money — 13; top-10 finishes — 0

Career Summary: Tournaments entered — 30; in money — 13; top-10 finishes — 0

Career Earnings: \$98,111



## OTHER PROMINENT MEMBERS OF THE PGA TOUR

**BARR, Dave** Birthdate 3/1/52 Birthplace Kelowna, British Columbia Residence Richmond, BC Height 6-1 Weight 210 Family Wife, Lu Ann; Brent Jason (10/11/80), Teryn Amber (4/13/83) College Oral Roberts University Special Interest Hockey Turned Professional 1974 Q School Fall 1977, 1996 Other Information 1997 season cut short due to back surgery. Member of 13 Canadian World Cup teams (1977-78, 1982-85, 1987-91, 1993-94). Winner of 1983 World Cup individual title, 1985 team title with Dan Halldorson. Nine-time member of Canadian Dunhill Cup team (1985-89, 1991, 1993-95); captain of winning 1994 squad, which included Rick Gibson and Ray Stewart. Member of 1972 Canadian World Amateur Team. Four-time winner Canadian Order of Merit (1977, 1985-86, 1988). Winner of eight SCORE awards as Canada's top player. Winner of 12 tournaments on Canadian Tour.



Exempt Status: Past Champion

Playoff Record: 1-2

PGA TOUR Victories: 2 — 1981 Quad Cities Open, 1987 Georgia-Pacific Atlanta.

Money And Position:	1978 — \$ 11,897 — 134	1985 — \$126,177 — 65	1992 — \$118,859 — 119
	1979 — \$ 13,022 — 142	1986 — \$122,181 — 70	1993 — \$179,264 — 96
	1980 — \$ 14,664 — 145	1987 — \$202,241 — 54	1994 — \$314,885 — 53
	1981 — \$ 46,214 — 91	1988 — \$291,244 — 33	1995 — \$118,218 — 147
	1982 — \$ 12,474 — 169	1989 — \$190,480 — 75	1996 — \$ 31,810 — 217
	1983 — \$ 52,800 — 97	1990 — \$197,979 — 80	1997 — \$ 5,400 — 300
	1984 — \$113,336 — 62	1991 — \$144,389 — 108	1998 — \$ 44,131 — 209

Best 1998 Finish: T20—B.C. Open.

1998 Summary: Tournaments entered — 22; in money — 7; top-10 finishes — 0

Career Summary: Tournaments entered — 481; in money — 312; top-10 finishes — 37

Career Earnings: \$2,351,664

**BEAN, Andy** Birthdate 3/13/53 Birthplace Lafayette, GA Residence Lakeland, FL Height 6-4 Weight 230 Family Wife, Debbie; Lauren Ashley (4/17/82), Lindsey Ann (8/10/84), Jordan Alise (11/19/85) College University of Florida Special Interests Hunting, fishing Turned Professional 1975 Q School Fall 1975 Other Information Member 1979 and 1987 Ryder Cup teams, also 1984 U.S. vs. Japan. Low round of career third-round 61 en route to winning 1979 Atlanta Classic. Had outstanding amateur career, winning 1974 Eastern and Falstaff Amateurs and 1975 Dixie and Western Amateurs. All-American at University of Florida. Winner 1978 Dunlop Phoenix (Japan).



Exempt Status: Past Champion

Playoff Record: 3-3

PGA TOUR Victories: 11 — 1977 Doral-Eastern Open, 1978 Kemper Open, Danny Thomas Memphis Classic, Western Open, 1979 Atlanta Classic, 1980 Hawaiian Open, 1981 Bay Hill Classic, 1982 Doral-Eastern Open, 1984 Greater Greensboro Open, 1986 Doral-Eastern Open, Byron Nelson Golf Classic.

Money And Position:	1976 — \$ 10,761 — 139	1984 — \$422,995 — 3	1992 — \$30,798 — 195
	1977 — \$127,312 — 12	1985 — \$190,871 — 33	1993 — \$37,292 — 191
	1978 — \$267,241 — 3	1986 — \$491,938 — 4	1994 — \$ 8,810 — 253
	1979 — \$208,253 — 7	1987 — \$ 73,808 — 120	1995 — \$ 7,405 — 277
	1980 — \$269,033 — 4	1988 — \$ 48,961 — 149	1996 — \$80,849 — 177
	1981 — \$105,755 — 35	1989 — \$236,097 — 58	1997 — \$28,219 — 231
	1982 — \$208,627 — 15	1990 — \$129,669 — 119	1998 — \$48,964 — 204
	1983 — \$181,246 — 24	1991 — \$193,609 — 88	

Best 1998 Finish: T17—Quad City Classic.

1998 Summary: Tournaments entered — 20; in money — 6; top-10 finishes — 0

Career Summary: Tournaments entered — 510; in money — 331; top-10 finishes — 102

Career Earnings: \$3,408,512

**BECKMAN, Cameron** Birthdate February 15, 1970 Birthplace Minneapolis, MN Residence San Antonio, TX Height 6-1 Weight 205 Family Wife, Jennifer College Texas Lutheran University (1993, Art) Special Interests Art, movies, time with friends Turned Professional 1993 Q School 1998 Other Information Member of the NIKE TOUR in 1997 and 1998. Has played in only three previous PGA TOUR events, with best finish being a tie for 38th at the 1997 LaCantera Texas Open. Lone Star Tour Player of the Year in 1994. NAIA Individual Champion in 1991.



Exempt Status: 8th at 1998 PGA TOUR Qualifying Tournament

Best-Ever Finish: T38 — 1997 LaCantera Texas Open.

Money And Position:	1993 — \$ 0	1997 — \$5,185 — 305	1998 — \$ 0
---------------------	-------------	----------------------	-------------

Best 1998 Finish: Did not make a cut on 1998 PGA TOUR

1998 Summary: Tournaments entered — 1; in money — 0; top-10 finishes — 0

Career Summary: Tournaments entered — 3; in money — 1; top-10 finishes — 0

Career Earnings: \$5,185

## OTHER PROMINENT MEMBERS OF THE PGA TOUR

**BEEB, Rich** Birthdate August 24, 1970 Birthplace Phoenix, AZ Residence El Paso, TX; plays out of El Paso CC Height 5-8 Weight 153 Family Single College New Mexico State University (1993, Marketing) Special Interests Music, cars, skiing Turned Professional 1994 Q School 1998 Other Information Rookie on the 1999 PGA TOUR. No prior NIKE TOUR or PGA TOUR appearances. 1998 Player of the Year for the Sun Country PGA Section. Exempt Status: 9th at 1998 PGA TOUR Qualifying Tournament 1998 Summary: Did not play PGA TOUR in 1998



**BEGAY, Notah III (NO-tuh bih-GAY)** Birthdate September 14, 1972 Birthplace Albuquerque, NM Residence Albuquerque, NM; plays out of Las Campanas Height 5-11 Weight 170 Family Single College Stanford University Special Interests Youth organizations, participation in group activities, fundraising Turned Professional 1995 Joined TOUR 1999 Other Information Gained place in golf history when he became first NIKE TOUR player to record a 59 in tournament play. The 13-under-par round included a 27 (9-under-par) on the second nine holes of his second round at the NIKE Dominion Open. Recorded nine birdies and two eagles (one of which was a hole-in-one). Posted four runner-up finishes on 1998 NIKE TOUR and was named NIKE TOUR Player of the Month for September. Medalist at 1996 Canadian Tour Qualifying Tournament. Finished second at 1996 Morningstar Classic on Canadian Tour. Member of Stanford's 1994 NCAA Championship. Member of 1995 United States Walker Cup team. Three-time All-America selection. Winner of 15 major junior and amateur titles. Holder of record for lowest 18-hole score in NCAA Championship history with a 62 in the second round of the 1994 tournament. Exempt Status: 10th on 1998 NIKE TOUR Money List 1998 Summary: Did not play PGA TOUR in 1998



**BLACK, Ronnie** Birthdate May 26, 1958 Birthplace Lovington, NM Residence Tucson, AZ Height 6-1 Weight 180 Family Wife, Sandra; Justin (12/14/86), Alex (5/11/88), Anthony (1/26/93) College Lamar University Special Interests Hunting, fishing, movies Turned Professional 1981 Q School 1981, 1982, 1990, 1995 Other Information Two-time winner in his PGA TOUR career, which dates back to 1982. First victory came in 1983 Southern Open, where he birdied the fourth playoff hole to defeat Sam Torrance. Won the following year at the Anheuser-Busch Golf Classic, overcoming a seven-stroke deficit with a final-round 63 to defeat Willie Wood by one stroke. In 1989, lost to Wayne Grady in a playoff at the Manufacturers Hanover Westchester Classic and finished second to Bill Britton at the Centel Classic. Winner of the 1976-77 New Mexico High School Championships. Won 1981 Southland Conference Championship while attending Lamar University. Winner of 1985 Pebble Beach Invitational. First picked up a club at age nine, but it wasn't until he attended Lamar University that he saw a course with bunkers. Father was a high school basketball coach and brother was a PGA professional.



Exempt Status: Past Champion

PGA TOUR Victories: 2—1983 Southern Open, 1984 Anheuser-Busch Golf Classic.

<b>Money And Position:</b>	1982 — \$ 6,329 — 200	1988 — \$100,603 — 112	1994 — \$123,404 — 137
	1983 — \$ 87,524 — 63	1989 — \$264,988 — 51	1995 — \$122,188 — 143
	1984 — \$172,636 — 35	1990 — \$ 34,001 — 190	1996 — \$247,320 — 91
	1985 — \$ 61,684 — 109	1991 — \$135,865 — 113	1997 — \$230,224 — 104
	1986 — \$166,761 — 56	1992 — \$129,386 — 111	1998 — \$139,631 — 170
	1987 — \$144,158 — 77	1993 — \$120,041 — 125	

Best 1998 Finish: T14—Kemper Open.

1998 Summary: Tournaments entered — 28; in money — 12; top-10 finishes — 0

Career Summary: Tournaments entered — 469; in money — 286; top-10 finishes — 26

Career Earnings: \$2,286,743

**BOOKER, Eric** Birthdate December 21, 1963 Birthplace Pontiac, MI Residence Naples, FL Height 6-0 Weight 185 Family Single College Mississippi State University (1985, General Business) Special Interests Skiing, karate Turned Professional 1986 Joined TOUR 1999 Other Information Winner of two career NIKE TOUR events, including the 1998 NIKE Lehigh Valley Open in a NIKE TOUR-record nine-hole playoff over Notah Begay III. Finished fourth on 1998 NIKE TOUR money list to earn PGA TOUR membership. First victory came in rain-shortened 1997 NIKE Greater Austin Open. Tied for fourth in last year's Buick Open, the sixth consecutive year he received a sponsor's exemption into the tournament. Former teaching professional at Warwick Hills G&CC, site of Buick Open. Two-time NJCAA All-American at Edison Junior College in 1980-81. Competed on 1986 Asian Tour. Father was part owner of golf course in Clarkston, MI. Sister Cindy played on LPGA Tour. As a club professional, traded golf lessons for karate lessons.



Exempt Status: 4th on 1998 NIKE TOUR Money List

Best-Ever Finish: T4—1998 Buick Open.

<b>Money And Position:</b>	1991 — \$ 0	1995 — \$ 0	1998 — \$84,288 — 191
	1993 — \$ 0	1996 — \$2,292 — 366	
	1994 — \$ 0	1997 — \$3,255 — 323	

Best 1998 Finish: T4—Buick Open.

1998 Summary: Tournaments entered — 2; in money — 2; top-10 finishes — 1

Career Summary: Tournaments entered — 9; in money — 4; top-10 finishes — 1

Career Earnings: \$89,835

## OTHER PROMINENT MEMBERS OF THE PGA TOUR

**BOROS, Guy (BORE-ohs)** Birthdate September 4, 1964 Birthplace Ft. Lauderdale, FL Residence Pompano Beach, FL Height 6-1 Weight 240 Family Wife, Kim College University of Iowa Special Interest Fishing Turned Professional 1986 Q School 1993 Other Information Became first son of a PGA TOUR winner to win a TOUR title in 15 years when he won the inaugural Greater Vancouver Open in 1996. Won the 1989 Atlantic Classic and 1991 British Columbia Open while competing on the Canadian Tour. Led the Canadian Tour Order of Merit in 1991. Played four years on the Canadian Tour, two on the Australasian Tour and one on the NIKE TOUR. Finished 13th on the 1993 NIKE TOUR money list. Three-time All-Big Ten golfer at University of Iowa. Was competing in 1994 Southwestern Bell Colonial when he received word his father, two-time U.S. Open champion and Hall of Famer Julius Boros, had died. Caddied for his father for several years on TOUR.



**Exempt Status:** Past Champion

**TOUR VICTORIES:** 1 — 1996 Greater Vancouver Open.

**Money And Position:** 1990 — \$ 0 1995 — \$303,654 — 62 1998 — \$73,203 — 198  
1991 — \$ 0 1996 — \$283,358 — 75  
1994 — \$240,775 — 76 1997 — \$191,139 — 120

**Best 1998 Finish:** T22—Shell Houston Open.

**1998 Summary:** Tournaments entered — 35; in money — 11; top-10 finishes — 0

**Career Summary:** Tournaments entered — 159; in money — 74; top-10 finishes — 10

**Career Earnings:** \$1,092,130

**BRATTON, Alan** Birthdate October 19, 1971 Birthplace Bryan, TX Residence Ft. Worth, TX; plays out of Mira Vista CC Height 6-1 Weight 185 Family Wife, Gretchen College Oklahoma State University (1995, Business) Special Interests Movies, reading Turned Professional 1995 Q School 1998 Other Information Rookie on the 1999 PGA TOUR. Participated in the 1995 Phoenix Open as an amateur. Two-time first-team All-American at Oklahoma State University. Has three competitive holes-in-one. Member of Oklahoma State's 1995 NCAA Championship team. College teammate of NIKE TOUR rookie Kris Cox. 1994 College Player of the Year.



**Exempt Status:** 19th at 1998 PGA TOUR Qualifying Tournament

**1998 Summary:** Did not play PGA TOUR in 1998

**BREHAUT, Jeff (BRAY-hoe)** Birthdate June 6, 1963 Birthplace Mountain View, CA Residence Sunnyvale, CA, plays out of Los Altos Golf and CC Height 6-0 Weight 170 Family Wife, Hilary; Riley (9/19/94) College: University of the Pacific (1986, Communications) Special Interests Landscaping, home renovations, stock market, 49ers football Turned Professional 1986 Q School 1998 Other Information: Member of the NIKE TOUR since 1993. Best finish in 1998 was at the NIKE Huntsville Open, where he tied for fourth. Best round of his NIKE TOUR career was an 8-under-par 64 in the second round of the 1998 NIKE Wichita Open. Earned his second career NIKE TOUR title with a six-stroke victory in 1997 NIKE Mississippi Gulf Coast Classic. Third-round 7-under-par 65, the low round of the day by three strokes, was the key to his victory. Nearly added a second title later that year, losing in a playoff along with Chris Smith and Carl Paulson to Ben Bates in the NIKE Wichita Open. First NIKE TOUR victory came in the 1995 NIKE Inland Empire Open. Is the only player to play in all six NIKE TOUR Championships (1993-98). Named 1992 Golden State Tour Player of the Year after winning three times. Named NIKE TOUR Player of the Month for April 1997.



**Exempt Status:** 24th at 1998 PGA TOUR Qualifying Tournament

**1998 Summary:** Did not play PGA TOUR in 1998

**BRIGGS, Danny** Birthdate November 30, 1960 Birthplace Abilene, TX Residence Scottsdale, AZ, plays out of Desert Mountain Height 5-10 Weight 175 Family Wife, Kim; Sierra (12/31/87), Bailey (3/10/89), twins Alexa and Emma (6/28/91), Dallas Daniel (9/25/95) College Texas A&M University (1983, Parks and Recreation) Special Interests Music, hunting, fishing Turned Professional 1985 Q School 1985, 1987, 1998 Other Information Member of NIKE TOUR in 1991, 1993-96 and 1998, member of the PGA TOUR in 1986 and 1988. Career-best NIKE TOUR finish is second place at 1993 NIKE TOUR Championship, along with ties for second in the 1994 NIKE Central Georgia Open and 1995 NIKE Inland Empire Open. Top PGA TOUR finish was a tie for third at the 1986 Tallahassee Open. Three-time All-American at Texas A&M. Winner of 1995 Arizona State Open. Very comfortable in front of television camera, hosted golf tips segment on "Golf & Paradise" television program. Put that experience to use when he stood in for injured Golf Channel commentator Mark Lye during the 1995 NIKE Dakota Dunes Open. Has been member of golf equipment ownership group in recent years.



**Exempt Status:** 31st at 1998 PGA TOUR Qualifying Tournament

**Best-Ever Finish:** T3— 1986 Tallahassee Open.

**Money And Position:** 1985 — \$ 0 1988 — \$11,417 — 211 1995 — \$46,415 — 207  
1986 — \$35,308 — 156 1991 — \$ 0 1996 — \$ 3,720 — 334  
1987 — \$ 4,713 — 228 1992 — \$ 2,265 — 293 1997 — \$ 0

**1998 Summary:** Did not play PGA TOUR in 1998

**Career Summary:** Tournaments entered — 71; in money — 27; top-10 finishes — 2

**Career Earnings:** \$103,838

## OTHER PROMINENT MEMBERS OF THE PGA TOUR

**BRISKY, Mike** Birthdate May 28, 1965 Birthplace Brownsville, TX Residence Brownsville, TX Height 5-10 Weight 175 Family Wife, Judy; Jacob (6/15/94), Joel (9/18/96) College Pan American University Special Interests Movies, bible study, fishing Turned Professional: 1987 Q School 1993, 1998 Other Information In 1997 enjoyed his most successful season on PGA TOUR by any measure, with career bests in earnings (\$367,112), money-list rank (67th) and top-10 finishes. Nearly earned first PGA TOUR victory at 1995 Buick Open. Rounds of 67-68-67-68—270 left him tied for lead with Woody Austin. Approach on first extra hole found greenside bunker, and Austin won playoff with par. \$129,600 runner-up check is largest of career. Had three top-10 finishes in 1996 on way to 84th-place finish on money list. First earned TOUR playing privileges at 1993 Qualifying Tournament, where he tied for 37th. Also played in eight NIKE TOUR tournaments that year, winning the NIKE Texarkana Open by seven strokes. Two-time winner on T.C. Jordan Tour. Youngest of 10 children. Showed steady improvement as an amateur golfer, breaking 90 as a high school freshman, then averaging 77 as a freshman at Pan American University and 73 as senior. Frequent speaker at Fellowship of Christian Athletes functions. Exempt Status: 10th at 1998 PGA TOUR Qualifying Tournament Best-Ever Finish: 2— 1995 Buick Open. Money And Position: 1989 — \$ 0 1995 — \$194,874 — 92 1997 — \$367,112 — 67 1994 — \$38,713 — 200 1996 — \$260,360 — 84 1998 — \$220,389 — 128 Best 1998 Finish: T4—Doral—Ryder Open. 1998 Summary: Tournaments entered — 31; in money — 13; top-10 finishes — 1 Career Summary: Tournaments entered — 133; in money — 67; top-10 finishes — 11 Career Earnings: \$1,081,447



**BRITTON, Bill** Birthdate 11/13/55 Birthplace Staten Island, NY Residence Rumson, NJ; plays out of Shore Oaks GC Height 5-7 Weight 140 Family Wife, Isabelle; Kevin (1/2/90), Caitlin (2/27/91), Ashley (2/16/94), Claire (4/17/96) College University of Florida Special Interest Reading Turned Professional 1979 Q School Spring 1980, 1986, 1987, 1994 Other Information Winner 1979 Metropolitan Open, 1975-76 Metropolitan Amateur Championships. Won 1975 National Junior College Championship. Lost playoff to Hal Sutton at 1982 Walt Disney/Oldsmobile Classic. Lone TOUR victory came in 1989 Centel Classic. Low round of career a 63, which he has posted several times. Exempt Status: Past Champion PGA TOUR Victories: 1 — 1989 Centel Classic Money And Position: 1980 — \$ 9,022 — 174 1981 — \$39,358 — 98 1982 — \$75,328 — 58 1983 — \$20,492 — 148 1984 — \$28,149 — 142 1985 — \$ 3,245 — 215 1987 — \$ 45,939 — 158 1988 — \$110,781 — 103 1989 — \$307,978 — 34 1990 — \$278,977 — 51 1991 — \$282,894 — 57 1992 — \$391,700 — 36 1993 — \$74,748 — 159 1994 — \$68,033 — 173 1995 — \$73,574 — 175 1996 — \$ 4,398 — 326 1997 — \$ 0 1998 Summary: Did not play PGA TOUR in 1998 Career Summary: Tournaments entered — 412; in money — 223; top-10 finishes — 23 Career Earnings: \$1,814,615



**BURKE, PATRICK** Birthdate 3/17/62 Birthplace Hollywood, FL Residence Coto de Caza, CA Height 5-5 Weight 165 Family Wife, Jody; Jaime (10/12/93) College Citrus College Special Interest Ice hockey Turned Professional 1986 Q School 1989, 1991, 1994 Other Information Wrist injury prevented his playing last month of 1997 season. Two-time winner on 1994 Australasian Tour, where he captured Optus Players Championship and Victoria Open. Runner-up at 1994 Alfred Dunhill Masters. Medalist 1987 Australian Tour Qualifying Tournament. Exempt Status: Minor Medical Extension Best Career PGA TOUR Finish: T3— 1996 B.C. Open. Money And Position: 1990 — \$ 5,228 — 247 1992 — \$101,513 — 129 1993 — \$100,717 — 144 1994 — \$ 5,034 — 276 1995 — \$162,892 — 119 1996 — \$265,083 — 79 1997 — \$89,117 — 173 1998 — \$ 0 Best 1998 Finish: Did not make a cut on 1998 PGA TOUR 1998 Summary: Tournaments entered — 2; in money — 0; top-10 finishes — 0 Career Summary: Tournaments entered — 151; in money — 76; top-10 finishes — 5 Career Earnings: \$729,584



**BURNS, George III** Birthdate 7/29/49 Birthplace Brooklyn, NY Residence Boynton Beach, FL Height 6-2 Weight 200 Family Wife, Irene; Kelly (4/2/76), Eileen (8/25/80) College University of Maryland Turned Professional 1975 Q School Fall 1975, 1990 Other Information Winner 1973 Canadian Amateur, 1974 Porter Cup, North and South Amateur, New York State Amateur. As professional won 1975 Scandinavian Open and 1975 Kerrygold (Ireland). Member 1975 Walker Cup team and 1975 World Amateur team. Winner of 1988 Chrysler Team Championship with Wayne Levi. Exempt Status: Past Champion PGA TOUR Victories: 4 — 1980 Bing Crosby National Pro-Am, 1985 Bank of Boston Classic, 1987 Shearson Lehman Bros.-Andy Williams Open. Team Victory: 1979 Walt Disney World Team Championship (with Ben Crenshaw). Money And Position: 1975 — \$ 6,345 — 153 1976 — \$ 85,733 — 30 1977 — \$102,026 — 25 1978 — \$ 71,498 — 38 1979 — \$107,830 — 33 1980 — \$219,928 — 7 1981 — \$105,395 — 37 1982 — \$181,864 — 18 1983 — \$ 62,371 — 83 1984 — \$167,848 — 37 1985 — \$223,352 — 21 1986 — \$ 77,474 — 112 1987 — \$216,257 — 45 1988 — \$ 30,130 — 174 1989 — \$ 5,646 — 230 1990 — \$ 96,443 — 139 1991 — \$ 0 1992 — \$6,864 — 254 1993 — \$2,550 — 298 1994 — \$ 0 1995 — \$2,463 — 332 1996 — \$3,456 — 339 1997 — \$5,618 — 297 1998 — \$ 0 Best 1998 Finish: Did not make a cut on 1998 PGA TOUR 1998 Summary: Tournaments entered — 8; in money — 0; top-10 finishes — 0 Career Summary: Tournaments entered — 489; in money — 310; top-10 finishes — 66 Career Earnings: \$1,781,090



## OTHER PROMINENT MEMBERS OF THE PGA TOUR

**BYRUM, Curt** Birthdate 12/28/58 Birthplace Onida, SD Residence Scottsdale, AZ; plays out of Desert Mountain GC Height 6-2 Weight 190 Family Wife, Cyndi; Christina Suzanne (10/13/90), Jake (6/11/92) College University of New Mexico Special Interest Sports Turned Professional 1982 Other Information Winning 1989 Hardee's Golf Classic, coupled with brother Tom's victory at Kemper Open seven weeks earlier, made Byrums the first brother pair to win on TOUR since Dave and Mike Hill (1972). Surgery on right elbow in 1992 caused a drop to 194th on TOUR money list. Finished 10th on 1993 NIKE TOUR money list to regain TOUR membership. Teamed with Bobby Nichols to win 1986 Showdown Classic at Jeremy Ranch. Four-time winner South Dakota State Junior, five-time winner South Dakota State Amateur.



Exempt Status: Past Champion

PGA TOUR Victories: 1 — 1989 Hardee's Golf Classic

Money And Position:	1982 — \$ 1,247 — 268	1988 — \$208,853 — 55	1995 — \$173,838 — 107
	1983 — \$ 30,772 — 130	1989 — \$221,702 — 64	1996 — \$104,226 — 160
	1984 — \$ 27,836 — 143	1990 — \$117,134 — 129	1997 — \$ 39,705 — 219
	1985 — \$ 6,943 — 193	1991 — \$ 78,725 — 148	1998 — \$ 88,734 — 188
	1986 — \$ 79,454 — 108	1992 — \$ 31,450 — 194	
	1987 — \$212,450 — 46	1994 — \$137,587 — 128	

Best 1998 Finish: T4—B.C. Open.

1998 Summary: Tournaments entered — 9; in money — 5; top-10 finishes — 1

Career Summary: Tournaments entered — 363; in money — 199; top-10 finishes — 19

Career Earnings: \$1,560,655

## C

**CALDWELL, Rex** Birthdate 5/5/50 Birthplace Everett, WA Residence San Antonio, TX Height 6-2 Weight 225 Family Wife, JoAnn College San Fernando Valley State Special Interests Basketball, jogging Turned Professional 1972 Other Information College Division All-American 1971-72. Winner 1978 California State Open. Winner 1983 World Cup team title with John Cook. Winner 1994 Alaska State Open. Shot final-round 60 in second stage of 1996 Qualifying Tournament but failed to advance.



Exempt Status: Past Champion

Playoff Record: 0-2

PGA TOUR Victories: 1 — 1983 LaJeta Classic

Money And Position:	1975 — \$ 3,094 — 175	1983 — \$284,434 — 6	1991 — \$ 0
	1976 — \$24,913 — 87	1984 — \$126,400 — 53	1992 — \$ 3,865 — 272
	1977 — \$11,693 — 137	1985 — \$ 58,689 — 114	1993 — \$ 4,350 — 276
	1978 — \$68,451 — 42	1986 — \$ 39,674 — 149	1994 — \$ 0
	1979 — \$98,168 — 36	1987 — \$ 50,054 — 153	1995 — \$ 8,694 — 268
	1980 — \$64,859 — 64	1988 — \$ 15,271 — 205	1996 — \$25,271 — 229
	1981 — \$33,945 — 104	1989 — \$ 55,066 — 161	1997 — \$ 1,890 — 348
	1982 — \$64,622 — 70	1990 — \$ 0	1998 — \$ 0

Best 1998 Finish: Did not make a cut on 1998 PGA TOUR

1998 Summary: Tournaments entered — 4; in money — 0; top-10 finishes — 0

Career Summary: Tournaments entered — 397; in money — 256; top-10 finishes — 36

Career Earnings: \$1,043,403

**CARNEVALE, Mark (CAR-nuh-vale)** Birthdate 5/21/60 Birthplace Annapolis, MD Residence Ponte Vedra Beach, FL Height 6-2 Weight 238 Family Single College James Madison University Special Interests Music, travel, skiing, fly fishing Turned Professional 1983 Q School 1991 Other Information Lone top-10 of 1998 season came at Greater Milwaukee Open, where he shot rounds of 66-66-69-69. Shot season-low 65 in third round of year at Bob Hope Chrysler Classic. Combined winning 1997 NIKE Inland Empire Open with nine other top-10 finishes to place second on NIKE TOUR money list. Led NIKE TOUR money list for 17 consecutive weeks in 1997, bettering Skip Kendall's 1996 streak of 12. PGA TOUR Rookie of the Year in 1992 after winning Chattanooga Classic and earning \$220,921. Winner of 1984 Virginia Open and 1990 Utah Open. Quit golf for a brief period during 1980s to work for brokerage firm. Father, Ben Carnevale, was longtime basketball coach at Navy, who also led the University of North Carolina to its first national championship basketball game in 1945.



Exempt Status: 150th on 1998 PGA TOUR money list

Playoff Record: 0-1

PGA TOUR Victories: 1— 1992 Chattanooga Classic

Money And Position:	1983 — \$ 0	1988 — \$ 0	1994 — \$192,653 — 93
	1984 — \$ 0	1989 — \$ 0	1995 — \$ 62,206 — 185
	1985 — \$ 0	1991 — \$ 0	1996 — \$ 17,485 — 251
	1986 — \$2,584 — 245	1992 — \$220,922 — 70	1997 — \$ 3,162 — 326
	1987 — \$ 0	1993 — \$100,046 — 145	1998 — \$174,470 — 150

Best 1998 Finish: T7—Greater Milwaukee Open.

1998 Summary: Tournaments entered — 32; in money — 15; top-10 finishes — 1

Career Summary: Tournaments entered — 178; in money — 75; top-10 finishes — 4

Career Earnings: \$773,528



## OTHER PROMINENT MEMBERS OF THE PGA TOUR

**CHALMERS, Greg** Birthdate November 10, 1973 Birthplace Sydney, Australia Residence Perth, Western Australia Height 6-0 Weight 185 Family Single Special Interests Reading, bodysurfing  
**Turned Professional** 1995 **Q School** 1998 **Other Information** Has participated in two PGA TOUR events in his career — 1998 British Open Championship and 1998 PGA Championship. In Dec. 1998, defeated Stuart Appleby and Peter Senior by one stroke to win the Australian Open. Also tied for second at 1998 Victoria Open and for third at the Australasian Tour Championship. Recorded two second-place finishes on the 1998 South African Tour — National Car Rental English and Turespana Masters. 1993 Australian Amateur Champion. 1994 Eisenhower Cup representative. 1994 French Amateur Champion. 1995 Australasian Tour Rookie of the Year after three top-10s. Won 1995 Foundation Tour Order of Merit. Won Western Australia PGA TOUR Championship and Nedlands Masters in 1995. Is lefthanded.  
**Exempt Status:** 4th at 1998 PGA TOUR Qualifying Tournament  
**Best-Ever Finish:** T57— 1998 British Open Championship.  
**Money And Position:** 1998 — \$10,305 — 273  
**Best 1998 Finish:** T57—British Open Championship.  
**1998 Summary:** Tournaments entered — 2; in money — 1; top-10 finishes — 0  
**Career Summary:** Tournaments entered — 2; in money — 1; top-10 finishes — 0  
**Career Earnings:** \$10,305



**CLAAR, Brian (CLARE)** Birthdate 7/29/59 Birthplace Santa Monica, CA Residence The Woodlands, TX; plays out of The Woodlands CC Height 5-8 Weight 150 Family Wife, Tracy; Zackary (7/15/90), Cassidy (9/8/93) College University of Tampa (1981) Special Interests Fishing, Tampa Bay Bucs, flying **Turned Professional** 1981 **Q School** 1985, 1989 **Other Information** Bought own plane after earning pilot's license in March 1997. Received solo pilot's license in 1998. Named Rookie of the Year after finishing 75th on 1986 PGA TOUR money list. Led Asian Tour Order of Merit in 1989, when he won Hong Kong Open and Thailand Open. Knew he wanted to play the PGA TOUR by his junior year in college. Introduced to game by neighbor who saw him hitting golf balls with a baseball bat.



**Exempt Status:** Veteran Member

**Best Career PGA TOUR Finish:** T2 — 1991 AT&T Pebble Beach National Pro-Am

**Money And Position:** 1986 — \$117,355 — 75 1991 — \$251,309 — 67 1996 — \$165,511 — 127  
 1987 — \$ 43,111 — 162 1992 — \$192,255 — 78 1997 — \$121,273 — 150  
 1988 — \$ 30,276 — 172 1993 — \$202,624 — 85 1998 — \$161,630 — 158  
 1989 — \$ 88,010 — 133 1994 — \$165,370 — 110  
 1990 — \$161,356 — 98 1995 — \$241,107 — 75

**Best 1998 Finish:** 4—Greater Vancouver Open.

**1998 Summary:** Tournaments entered — 18; in money — 7; top-10 finishes — 1

**Career Summary:** Tournaments entered — 335; in money — 212; top-10 finishes — 22

**Career Earnings:** \$1,941,188

**CLAMPETT, Bobby (CLAM-pit)** Birthdate 4/22/60 Birthplace Monterey, CA Residence Cary, NC; Height 5-10 Weight 171 Family Wife, Ann; Katelyn (10/30/87), Daniel (8/11/89), Michael (12/29/91) College Brigham Young University Special Interests Bible study, flying, snow skiing **Turned Professional** 1980 **Q School** 1990 **Other Information** Active in golf course design. Winner 1978 and 1980 California State Amateurs. Low amateur 1978 U.S. Open. Winner 1978 World Amateur medal. Three-time All-American 1978-80. Two-time winner of Fred Haskins Award, presented to top collegiate player. Member of 1982 World Cup team. Television commentator for TBS.



**Exempt Status:** Past Champion

**Playoff Record:** 0-2

**PGA TOUR Victories:** 1—1982 Southern Open

**Money And Position:** 1980 — \$ 19,801 — 127 1987 — \$124,872 — 84 1994 — \$105,710 — 152  
 1981 — \$184,710 — 14 1988 — \$ 88,067 — 118 1995 — \$ 5,472 — 299  
 1982 — \$184,600 — 17 1989 — \$ 68,868 — 148 1996 — \$ 0  
 1983 — \$ 86,575 — 64 1990 — \$ 29,268 — 194 1997 — \$ 10,092 — 272  
 1984 — \$ 41,837 — 117 1991 — \$127,817 — 116 1998 — \$ 3,488 — 335  
 1985 — \$ 81,121 — 94 1992 — \$ 29,175 — 199  
 1986 — \$ 97,178 — 87 1993 — \$112,293 — 131

**Best 1998 Finish:** T54—Quad City Classic.

**1998 Summary:** Tournaments entered — 4; in money — 1; top-10 finishes — 0

**Career Summary:** Tournaments entered — 385; in money — 222; top-10 finishes — 33

**Career Earnings:** \$ 1,400,944

## OTHER PROMINENT MEMBERS OF THE PGA TOUR

**CLEARWATER, Keith** Birthdate 9/1/59 Birthplace Long Beach, CA Residence Orem, UT Height 6-0 Weight 195 Family Wife, Sue; Jennifer (3/8/85), Melissa (6/30/88), Nicholas (11/24/92), Amanda (7/12/94) College Brigham Young University Special Interests Family and church activities, home building, water sports, all sports Turned Professional 1982 Q School 1986 Other Information Named 1987 PGA TOUR Rookie of the Year after winning the Colonial National Invitation and Centel Classic. Victory at Colonial came after he recorded pair of 64s on a 36-hole Sunday. Winner of 1982 North and South Amateur and 1985 Alaska State Open. Member 1981 NCAA National Championship team at Brigham Young. Teammates at BYU included Rick Fehr, Richard Zokol and Bobby Clampett.



Exempt Status: Past Champion

PGA TOUR Victories: 2 — 1987 Colonial National Invitation, Centel Classic.

Money And Position:	1982 — \$ 0	1989 — \$ 87,490 — 136	1994 — \$203,549 — 90
	1983 — \$ 0	1990 — \$130,103 — 118	1995 — \$ 34,354 — 219
	1986 — \$ 2,221 — 248	1991 — \$239,727 — 69	1996 — \$137,617 — 139
	1987 — \$320,007 — 31	1992 — \$609,273 — 22	1997 — \$ 51,043 — 203
	1988 — \$ 82,876 — 127	1993 — \$348,763 — 44	1998 — \$ 18,465 — 249

Best 1998 Finish: T40—United Airlines Hawaiian Open.

1998 Summary: Tournaments entered — 13; in money — 4; top-10 finishes — 0

Career Summary: Tournaments entered — 332; in money — 190; top-10 finishes — 27

Career Earnings: \$2,265,488

**CLEMENTS, Lennie** Birthdate January 20, 1957 Birthplace Cherry Point, NC Residence San Deigo, CA Height 5-8 Weight 160 Family Wife, Jan; Elizabeth (11/19/83), Christopher (7/16/86) College San Diego State University Special Interests Family activities, all sports Turned Professional 1980 Q School 1992 Other Information Career-best season came in 1994, when he finished 39th on the money list. Began that year with top-10 finishes in five of his first seven starts. Career-best finish came during that streak when he tied for second in the Bob Hope Chrysler Classic. Led the PGA TOUR in Greens in Regulation in 1995. Won 1992 Greater Ozarks Open on the Ben Hogan Tour (now NIKE TOUR) in playoff over Tommy Tolles and Ted Tryba. Won 1983 Sierra Nevada Open and 1988 Spalding Invitational. Two-time All-American at San Diego State University.



Exempt Status: Veteran Member

Best-Ever Finish: T2 — 1994 Bob Hope Chrysler Classic.

Money And Position:	1980 — \$ 1,695 — 240	1987 — \$124,989 — 83	1994 — \$416,880 — 39
	1981 — \$ 19,819 — 134	1988 — \$ 86,332 — 120	1995 — \$355,130 — 51
	1982 — \$ 44,796 — 99	1989 — \$ 69,399 — 147	1996 — \$325,166 — 63
	1983 — \$ 44,455 — 110	1990 — \$ 80,096 — 146	1997 — \$189,958 — 122
	1984 — \$ 25,712 — 146	1991 — \$ 62,827 — 163	1998 — \$ 99,839 — 182
	1985 — \$ 49,383 — 120	1992 — \$ 30,121 — 198	
	1986 — \$112,642 — 79	1993 — \$141,526 — 113	

Best 1998 Finish: T8—Greater Greensboro Chrysler Classic.

1998 Summary: Tournaments entered — 28; in money — 7; top-10 finishes — 1

Career Summary: Tournaments entered — 453; in money — 263; top-10 finishes — 36

Career Earnings: \$2,280,766

**COUCH, Chris** Birthdate May 1, 1973 Birthplace Fort Lauderdale, FL Residence Gainesville, FL; plays out of Gainesville CC Height 6-2 Weight 180 Family Wife, Morgan College University of Florida Special Interest Fishing Turned Professional 1995 Q School 1998 Other Information Member of NIKE TOUR in 1997 and 1998. Final-round 6-under-par 66 led to a tie for fourth at the 1997 NIKE South Carolina Classic, best NIKE TOUR finish of his career. Best finish in 1998 was tie for fifth at the NIKE Oregon Classic. Recorded hole-in-one in final round of 1997 NIKE Upstate Classic. At age 16, successfully qualified for 1990 Honda Classic on PGA TOUR. Two-time All-America selection at University of Florida. In 1991 was top-ranked junior golfer in the United States. His father started him the game at age seven. Played on same high school golf team as his younger brother Chad.



Exempt Status: 20th at 1998 PGA TOUR Qualifying Tournament

1998 Summary: Did not play PGA TOUR in 1998

## OTHER PROMINENT MEMBERS OF THE PGA TOUR

### D

**DELSING, Jay (DELL-sing)** Birthdate October 17, 1960 Birthplace St. Louis, MO Residence St. Louis, MO; plays out of CC of St. Albans Height 6-5 Weight 200 Family Wife, Kathy; Mackenzie (5/31/89), Gemma (12/9/91), Brenna (9/21/93) College UCLA (1983, Economics) Special Interests Fishing, all sports Turned Professional 1984 Q School Fall 1984, 1988, 1989, 1998 Other Information Member of the PGA TOUR since 1985. Finished four strokes behind Paul Azinger in 1993 New England Classic and one stroke behind Jim Gallagher, Jr. at 1995 FedEx St. Jude Classic for career-best finishes. Best season on the PGA TOUR was in 1992, when he earned \$296,740 to finish 52nd on the money list. Two-time All-America selection at UCLA, where teammates included Corey Pavin, Steve Pate and Duffy Waldorf. Father Jim played major league baseball for four teams. Jay says his biggest thrill is being a dad to his three daughters.

**Exempt Status:** 26th at 1998 PGA TOUR Qualifying Tournament

**Best-Ever Finish:** T2— 1993 New England Classic. 1995 FedEx St. Jude Classic.

**Money And Position:**

1985 — \$46,480 — 125	1990 — \$207,740 — 74	1995 — \$230,769 — 80
1986 — \$65,850 — 123	1991 — \$149,775 — 100	1996 — \$117,246 — 153
1987 — \$58,657 — 136	1992 — \$296,740 — 52	1997 — \$102,592 — 167
1988 — \$45,504 — 152	1993 — \$233,484 — 71	1998 — \$154,683 — 160
1989 — \$26,565 — 187	1994 — \$143,738 — 124	

**Best 1998 Finish:** T9—Bell Canadian Open.

**1998 Summary:** Tournaments entered — 24; in money — 13; top-10 finishes — 1

**Career Summary:** Tournaments entered — 403; in money — 207; top-10 finishes — 23

**Career Earnings:** \$1,879,823



**DONALD, Mike** Birthdate 7/11/55 Birthplace Grand Rapids, MI Residence Hollywood, FL Height 5-11 Weight 200 Family Single College Georgia Southern University Turned Professional 1978 Q School Fall 1979 Other Information Winner 1984 JCPenney Classic with Vicki Alvarez. Teamed with Fred Couples to win 1990 Sazale Classic. Finished second to Hale Irwin in 1990 U.S. Open. Both shot 74 in playoff; on first sudden-death playoff hole in Open history, Irwin rolled in 10-foot birdie putt for win. Winner 1974 National Junior College Championship at Broward Community College and 1973 Florida Junior Championship.

**Exempt Status:** Past Champion

**PGA TOUR Victories:** 1 — 1989 Anheuser Busch Golf Classic

**Playoff Record:** 1-1

**Money And Position:**

1980 — \$ 12,365 — 155	1987 — \$137,734 — 79	1994 — \$119,065 — 141
1981 — \$ 50,665 — 85	1988 — \$118,509 — 96	1995 — \$ 5,760 — 297
1982 — \$ 39,967 — 103	1989 — \$430,232 — 22	1996 — \$ 7,829 — 292
1983 — \$ 72,343 — 73	1990 — \$348,328 — 36	1997 — \$ 4,685 — 308
1984 — \$146,324 — 46	1991 — \$ 88,248 — 142	1998 — \$ 7,590 — 296
1985 — \$ 91,888 — 85	1992 — \$117,252 — 120	
1986 — \$108,772 — 82	1993 — \$ 51,313 — 183	

**Best 1998 Finish:** T39—Deposit Guaranty Golf Classic.

**1998 Summary:** Tournaments entered — 11; in money — 2; top-10 finishes — 0

**Career Summary:** Tournaments entered — 528; in money — 293; top-10 finishes — 31

**Career Earnings:** \$1,958,868



**DUNAKY, Doug (DUNN-uh-key)** Birthdate July 7, 1963 Birthplace Waterloo, IA Residence Port Charlotte, FL Height 5-11 Weight 200 Family Wife, Donna; Nicholas (3/18/96) College California State University at Stanislaus (1987, English) Special Interests Fishing, music Turned Professional 1987 Joined TOUR 1999 Other Information Rocked the golf world by shooting 59 in the second round of the 1998 NIKE Miami Valley Open, matching Notah Begay III's NIKE TOUR record established three weeks earlier at NIKE Dominion Open. Three-putted final hole from 25 feet for his record-tying round, missing a chance for 58 from three feet. Finished second to Craig Bowden in the tournament. Following week, came back from two strokes down to win first career NIKE TOUR title at NIKE Cleveland Open. Was named June's NIKE TOUR Player of the Month for his efforts. He and his father started playing golf together at age five. Say his hero is Bruce Lietzke. Veteran of foreign tours play.

**Exempt Status:** 15th on 1998 NIKE TOUR Money List

**Best-Ever Finish:** T35— 1998 Deposit Guaranty Golf Classic.

**Money And Position:**

1995 — \$2,309 — 338	1997 — \$ 0
1996 — \$2,030 — 371	1998 — \$6,045 — 303

**Best 1998 Finish:** T35—Deposit Guaranty Golf Classic.

**1998 Summary:** Tournaments entered — 1; in money — 1; top-10 finishes — 0

**Career Summary:** Tournaments entered — 4; in money — 3; top-10 finishes — 0

**Career Earnings:** \$10,384



## OTHER PROMINENT MEMBERS OF THE PGA TOUR

**DUNLAP, Scott** Birthdate August 16, 1963 Birthplace Pittsburgh, PA Residence Alpharetta, GA; plays out of Sugarloaf CC in Duluth, GA Height 5-11 Weight 170 Family Single College University of Florida (1985, Finance) Special Interests Jazz, conservative politics, cinema Turned Professional 1985 Q School 1995, 1998 Other Information Played on the 1998 NIKE TOUR, where he finished second at the NIKE Ozarks Open. Played the last 36 holes at 15-under-par, including a 10-under-par 62 on Saturday. Earned a spot by playing in Monday qualifier for the 1998 British Open Championship, where he tied for 29th. Earned exempt status for the 1996 PGA TOUR by finishing 31st at 1995 Q-School. Member of PGA TOUR from 1995 through 1997. Has done extremely well in Canada. At the Bell Canadian Open, finished eighth in 1995; tied for third in 1996 and tied for 13th in 1997. Led the 1996 Bell Canadian Open through 36 holes. As a member of the Canadian Tour in 1995, he finished second on the Order of Merit and led the tour in scoring average. Won the 1995 Canadian Masters by 10 strokes. Winner of 1994 Manitoba Open, 1995 South African Masters and 1996 Litoral Open in Argentina. Sister Page is the women's golf coach at Vanderbilt University.

**Exempt Status:** 35th at 1998 PGA TOUR Qualifying Tournament  
**Best-Ever Finish:** T3— 1996 Bell Canadian Open.  
**Money And Position:** 1992 — \$ 0 1996 — \$168,682 — 124 1998 — \$16,499 — 255  
 1995 — \$44,000 — 211 1997 — \$120,466 — 153  
**Best 1998 Finish:** T29—British Open Championship.  
**1998 Summary:** Tournaments entered — 1; in money — 1; top-10 finishes — 0  
**Career Summary:** Tournaments entered — 64; in money — 30; top-10 finishes — 3  
**Career Earnings:** \$349,648



## E

**EAKS, R.W. (EEKS)** Birthdate 5/22/52 Birthplace Colorado Springs, CO Residence Phoenix, AZ; plays out of Desert Mountain GC Height 6-0 Weight 190 Family Wife, Karen; Dawn (3/15/79), Jeremy (12/14/85) College University of Northern Colorado Special Interests Family, sports Turned Professional 1976 Q School Fall 1980 Other Information Won 1997 NIKE San Jose Open en route to finishing ninth on NIKE TOUR money list. Passed Olin Browne at that juncture as career money leader (\$442,455) on NIKE TOUR. Entering 1999 season, Sean Murphy was the NIKE TOUR career money leader with \$524,784. Winner 1990 Quicksilver Open and 1993 NIKE Louisiana Open. Won 1995 and 1996 Taco Bell Newport Classics. 1971 All-America selection in basketball.

**Exempt Status:** 137th on 1998 PGA TOUR money list  
**Best-Ever Finish:** T7— 1998 United Airlines Hawaiian Open.  
**Money And Position:** 1980 — \$ 0 1990 — \$ 0 1995 — \$ 0  
 1981 — \$2,765 — 219 1991 — \$ 0 1998 — \$199,499 — 137  
 1986 — \$ 0 1993 — \$ 5,414 — 268  
 1988 — \$ 0 1994 — \$ 2,352 — 307  
**Best 1998 Finish:** T7—United Airlines Hawaiian Open.  
**1998 Summary:** Tournaments entered — 34; in money — 11; top-10 finishes — 2  
**Career Summary:** Tournaments entered — 60; in money — 16; top-10 finishes — 2  
**Career Earnings:** \$210,030



**EDWARDS, Danny** Birthdate 6/14/51 Birthplace Ketchikan, AK Residence Paradise Valley, AZ Height 5-11 Weight 155 Family Wife, DeeAnn; Dmari (4/5/77), Dillon (11/7/91) College Oklahoma State University Special Interest Motorcycle riding Turned Professional 1973 Q School Fall 1974 Other Information 1972-73 All-American. Winner 1972 North and South Amateur. Member 1973 Walker Cup team. Low amateur 1973 British Open. Winner 1972-73 Big Eight Conference Championship, 1972 Southeastern Amateur, 1981 Toshiba Taiheiyō Masters. Founder of Royal Grip and Roxxi caps.



**Exempt Status:** Past Champion  
**Playoff Record:** 1-0  
**PGA TOUR Victories:** 5 — 1977 Greater Greensboro Open. 1982 Greater Greensboro Open. 1983 Miller High Life-QCO. 1985 Pensacola Open. Team Victory: 1980 Walt Disney World National Team Play (with David Edwards).  
**Money And Position:** 1974 — \$ 0 1983 — \$104,942 — 54 1992 — \$10,852 — 237  
 1975 — \$ 27,302 — 80 1984 — \$ 54,472 — 102 1993 — \$ 1,557 — 323  
 1976 — \$ 25,860 — 85 1985 — \$206,891 — 25 1994 — \$ 0  
 1977 — \$ 96,811 — 28 1986 — \$126,139 — 67 1995 — \$ 0  
 1978 — \$ 55,343 — 61 1987 — \$146,688 — 75 1996 — \$ 0  
 1979 — \$ 21,238 — 120 1988 — \$ 36,637 — 160 1997 — \$ 2,688 — 338  
 1980 — \$ 73,196 — 59 1989 — \$ 12,917 — 205 1998 — \$ 4,422 — 318  
 1981 — \$ 66,567 — 67 1990 — \$ 8,343 — 240  
 1982 — \$124,018 — 29 1991 — \$ 5,423 — 253  
**Best 1998 Finish:** T67—Bell Canadian Open.  
**1998 Summary:** Tournaments entered — 13; in money — 1; top-10 finishes — 0  
**Career Summary:** Tournaments entered — 407; in money — 265; top-10 finishes — 35  
**Career Earnings:** \$1,212,304

## OTHER PROMINENT MEMBERS OF THE PGA TOUR

**EDWARDS, David** Birthdate April 18, 1956 Birthplace Neosho, MO Residence Stillwater, OK; plays out of Karsten Creek GC Height 5-8 Weight 165 Family Wife, Jonnie; Rachel Leigh (12/21/85), Abby Grace (11/22/93) College Oklahoma State University Special Interests Cars, motorcycles, radio-controlled miniature cars, flying Turned Professional 1978 Q School Fall 1978 Other Information Owner of four PGA TOUR titles in his career, which began in 1979. Most recent victory came on his 37th birthday when he defeated David Frost by two strokes at the 1993 MCI Heritage Classic. Won the 1992 Memorial Tournament on the second hole of a playoff with Rick Fehr. Teamed with brother Danny for victory at 1980 Walt Disney World National Team Championship. First victory on his own came at 1984 Los Angeles Open, by two strokes over Jack Renner. Winner of 1978 NCAA Championship while at Oklahoma State. All-American selection in 1978 and 1979. Winner of 1994 and 1996 Oklahoma Opens. Flies own plane to most tournament stops. Became involved with game at age 12, when he started tagging along when older brother Danny went to golf course.



Exempt Status: Past Champion

TOUR VICTORIES: 4 — 1980 Disney World Team. 1984 Los Angeles Open. 1992 Memorial Tournament. 1993 MCI Heritage Golf Classic.

Money And Position:

1979 — \$ 44,456 — 89	1986 — \$122,079 — 71	1993 — \$653,086 — 20
1980 — \$ 35,810 — 95	1987 — \$148,217 — 73	1994 — \$458,845 — 34
1981 — \$ 68,211 — 66	1988 — \$151,513 — 76	1995 — \$225,857 — 83
1982 — \$ 49,896 — 93	1989 — \$238,908 — 57	1996 — \$201,974 — 106
1983 — \$114,037 — 48	1990 — \$166,028 — 95	1997 — \$292,096 — 83
1984 — \$236,061 — 23	1991 — \$396,695 — 38	1998 — \$ 97,252 — 184
1985 — \$ 21,506 — 157	1992 — \$515,070 — 27	

Best 1998 Finish: T18—Greater Milwaukee Open.

1998 Summary: Tournaments entered — 24; in money — 13; top-10 finishes — 0

Career Summary: Tournaments entered — 473; in money — 315; top-10 finishes — 65

Career Earnings: \$4,237,596

**ELLIOTT, John** Birthdate September 5, 1963 Birthplace Bristol, CT Residence Orlando, FL; plays out of Plantation Inn Height 5-11 Weight 195 Family Single College Central Connecticut State University Special Interests Fishing, skiing Turned Professional 1987 Q School 1991, 1992, 1995, 1998 Other Information Two-time winner on the NIKE TOUR. First victory came in a playoff over Chris Perry at the 1994 NIKE Mississippi Gulf Coast Classic. Earned his second title in 1997 in the rain-shortened NIKE Alabama Classic. Came close to becoming a champion twice in 1998. Finished two strokes back of Joe Ogilvie at the 1998 NIKE Monterrey Open to tie for second with five other players. Challenged Charles Raulerson for the 1998 NIKE Oregon Classic title by closing within one stroke on the back nine before finishing tied for second. Made birdie on the final hole to earn his 1996 PGA TOUR membership at 1995 Qualifying Tournament. Member of the PGA TOUR in 1992-94 and 1996. Fired final-round 63 in posting career-best 11th place tie in the 1993 H-E-B Texas Open. Winner of the 1991 Massachusetts Open and 15 mini-tour events. Goes by the nickname "Jumbo."



Exempt Status: 14th at 1998 PGA TOUR Qualifying Tournament

Best-Ever Finish: T11— 1993 H-E-B Texas Open.

Money And Position:

1992 — \$ 9,857 — 246	1994 — \$ 4,480 — 278	1997 — \$ 0
1993 — \$60,378 — 173	1996 — \$26,926 — 226	

1998 Summary: Did not play PGA TOUR in 1998

Career Summary: Tournaments entered — 77; in money — 26; top-10 finishes — 0

Career Earnings: \$101,641

## F

**FEHR, Rick (FAIR)** Birthdate August 28, 1962 Birthplace Seattle, WA Residence Redmond, WA Height 5-11 Weight 175 Family Wife, Terri; J.D. (1/26/91), Mitchell (10/26/93), Travis (8/19/96) College Brigham Young University (1984, Finance) Special Interests Family, fishing Turned Professional 1984 Q School Fall 1985, 1998 Other Information First reached PGA TOUR winner's circle at 1986 B.C. Open with a two-stroke victory over Larry Mize. Eight years later, defeated Craig Stadler and Fuzzy Zoeller by two strokes to win the 1994 Walt Disney World/Oldsmobile Classic. Had eight runner-up finishes between victories. Low amateur at 1984 U.S. Open and Masters. Winner 1982 Western Amateur. Winner of 1979 Washington State Junior and PGA National Junior Championships. Two-time All-American at Brigham Young. Vice president of business development for FirstTour Junior Golf. Expects to play in 15-20 TOUR events in 1999.



Exempt Status: 15th at 1998 PGA TOUR Qualifying Tournament

TOUR VICTORIES: 2 — 1986 B.C. Open. 1994 Walt Disney World/Oldsmobile Classic.

Money And Position:

1985 — \$ 40,101 — 133	1990 — \$149,867 — 105	1995 — \$147,766 — 126
1986 — \$151,162 — 61	1991 — \$288,983 — 55	1996 — \$273,187 — 78
1987 — \$106,808 — 94	1992 — \$433,003 — 33	1997 — \$327,204 — 72
1988 — \$ 79,080 — 130	1993 — \$556,322 — 28	1998 — \$196,745 — 138
1989 — \$ 93,142 — 131	1994 — \$573,963 — 27	

Best 1998 Finish: T8—Las Vegas Invitational.

1998 Summary: Tournaments entered — 21; in money — 12; top-10 finishes — 1

Career Summary: Tournaments entered — 340; in money — 212; top-10 finishes — 37

Career Earnings: \$3,417,333



## OTHER PROMINENT MEMBERS OF THE PGA TOUR

**FERGUS, Keith (FUR-gus)** Birthdate 3/3/54 Birthplace Temple, TX Residence Sugar Land, TX Height 6-2 Weight 200 Family Wife, Cindy; Steven (9/4/79), Laura (3/5/84) College University of Houston Special Interest Fishing Turned Professional 1976 Q School Fall 1976, 1995 Other Information After serving as golf coach at University of Houston from 1988-94, made return to competitive golf on 1994 NIKE TOUR, where he won NIKE Panama City Beach Classic and NIKE Boise Open. Three-time All-American at University of Houston (1974-76). Runner-up to Jay Haas for 1975 NCAA Championship. Started playing golf at age eight. Played football and basketball in high school, but enjoyed practicing golf more than the other sports.



**Exempt Status:** Past Champion

**Playoff Record:** 2-0

**PGA TOUR Victories:** 3 —1981 Memorial Tournament. 1982 Georgia-Pacific Atlanta Classic. 1983 Bob Hope Desert Classic.

Money And Position:	1976 — \$ 645 — 246	1984 — \$ 78,758 — 78	1993 — \$ 0
	1977 — \$ 29,558 — 85	1985 — \$136,352 — 60	1994 — \$ 16,749 — 231
	1978 — \$ 55,773 — 59	1986 — \$ 45,548 — 142	1995 — \$146,359 — 130
	1979 — \$ 97,045 — 37	1987 — \$ 4,033 — 234	1996 — \$164,640 — 129
	1980 — \$119,614 — 33	1988 — \$ 2,002 — 275	1997 — \$ 96,055 — 170
	1981 — \$150,792 — 21	1989 — \$ 0	1998 — \$ 77,098 — 194
	1982 — \$122,265 — 30	1991 — \$ 2,532 — 276	
	1983 — \$155,922 — 31	1992 — \$ 0	

**Best 1998 Finish:** T21—Deposit Guaranty Golf Classic.

**1998 Summary:** Tournaments entered — 17; in money — 9; top-10 finishes — 0

**Career Summary:** Tournaments entered — 366; in money — 266; top-10 finishes — 38

**Career Earnings:** \$1,501,741

**FITZSIMONS, Pat (fit-SIGH-muns)** Birthdate 12/15/50 Birthplace Coos Bay, OR Residence San Diego, CA Height 5-11 Weight 172 Family Wife, Annette; John (9/27/82), Justin (7/15/84) Special Interests Music, hiking, dog (Lucy) Turned Professional 1971 Q School 1971, 1972, 1989 Other Information 1975 Golf Digest Most Improved Player. 1975 Oregon Professional Athlete of the Year. Winner 1969, 1977, 1981 Northwest Open and 1976, 1983 and 1985 Northwest PGA. Wife Annette was his inspiration to return to competitive golf.



**Exempt Status:** Past Champion

Money And Position:	1972 — \$ 2,901 — 198	1978 — \$1,429 — 222	1986 — \$ 0
	1973 — \$14,668 — 114	1980 — \$2,602 — 222	1989 — \$ 756 — 297
	1974 — \$ 7,888 — 141	1981 — \$ 875 — 275	1990 — \$2,080 — 276
	1975 — \$86,182 — 20	1982 — \$ 597 — 293	1996 — \$2,240 — 368
	1976 — \$19,596 — 105	1984 — \$ 0	1997 — \$ 0
	1977 — \$11,728 — 136	1985 — \$ 0	1998 — \$ 0

**Best 1998 Finish:** Did not make a cut on 1998 PGA TOUR

**1998 Summary:** Tournaments entered — 4; in money — 0; top-10 finishes — 0

**Career Summary:** Tournaments entered — 105; in money — 69; top-10 finishes — 11

**Career Earnings:** \$153,542

**FRANCO, Carlos (CAR-lohs FRONK-oh)** Birthdate May 24, 1965 Birthplace Assuncion, Paraguay Residence Assuncion, Paraguay Height 5-9 Weight 165 Family Wife, Celsa; Carlos, Alcides Special Interest Fishing Turned Professional 1986 Other Information Member of the 1998 International Presidents Cup Team. Born and raised in a country with only three golf courses, Carlos is one of six golfing Franco brothers. Owns five victories on Japanese Tour — 1994 Jun Classic, 1995 Sapporo Tokyu Open, 1996 ANA Open and the 1998 Justsystem KSB Open and Fuji Sankai Classic. Posted 11 top-10 finishes on Japanese Tour in 1997, including runner-up finishes at Token Corporation Cup and Dydo Drinco Shizuoka Open. Added another 10 top-10s in 1998. Made biggest impact internationally with victory over Sam Torrance at 1993 Dunhill Cup. Member of 1992 World Cup team. Brother Angel won the 1993 NIKE Dominion Open.



**Exempt Status:** 36th at 1998 PGA TOUR Qualifying Tournament

**Best-Ever Finish:** T7— 1997 NEC World Series of Golf.

Money And Position:	1994 — \$ 0	1997 — \$74,950 — 181	1998 — \$21,079 — 242
---------------------	-------------	-----------------------	-----------------------

**Best 1998 Finish:** T40—PGA Championship.

**1998 Summary:** Tournaments entered — 2; in money — 2; top-10 finishes — 0

**Career Summary:** Tournaments entered — 5; in money — 4; top-10 finishes — 1

**Career Earnings:** \$96,029

## OTHER PROMINENT MEMBERS OF THE PGA TOUR

**FREEMAN, Robin** Birthdate May 7, 1959 Birthplace St. Charles, MO Residence Palm Desert, CA Height 6-0 Weight 180 Family Wife, K.C.; Chase Kiner (6/20/93), Kyle Scott (8/8/95) College University of Central Oklahoma Special Interests Playing guitar, snow skiing, fast cars Turned Professional 1992 Q School 1988, 1991, 1992, 1993 Other Information Two-time winner on 1998 NIKE TOUR, capturing playoff victories at NIKE Knoxville Open and NIKE San Jose Open. Only two-time medalist in PGA TOUR Qualifying Tournament history (1988, 1993). PGA TOUR member in 1989 and 1992-97. Career-best finish came in 1995 GTE Byron Nelson Classic, where he tied for second, three strokes behind winner Ernie Els. First-team NAIA All-American in 1981-82. Took up golf at age 14 after fractured leg kept him from other sports. Worked as club professional for five years at Oak Tree and PGA West. Father-in-law is Baseball Hall of Famer Ralph Kiner.

**Exempt Status:** 2nd on 1998 NIKE TOUR Money List

**Best Career PGA TOUR Finish:** T2 — 1995 GTE Byron Nelson Classic

**Money And Position:**

1983 — \$ 0	1992 — \$101,642 — 128	1996 — \$133,605 — 144
1988 — \$ 1,508 — 289	1993 — \$ 92,096 — 148	1997 — \$135,702 — 147
1989 — \$26,517 — 188	1994 — \$177,044 — 103	1998 — \$ 32,960 — 226
1990 — \$ 0	1995 — \$283,756 — 68	

**Best 1998 Finish:** T21—Deposit Guaranty Golf Classic.

**1998 Summary:** Tournaments entered — 12; in money — 4; top-10 finishes — 0

**Career Summary:** Tournaments entered — 221; in money — 108; top-10 finishes — 9

**Career Earnings:** \$984,830



**GAMEZ, Robert (GAM-ez)** Birthdate July 21, 1968 Birthplace Las Vegas, NV Residence Las Vegas, NV Height 5-9 Weight 170 Family Single Special Interests Music, movies Turned Professional 1989 Q School 1989 Other Information Injuries suffered in car accident at 1998 Kemper Open kept him out of action for more than a month. Won his first official start on PGA TOUR, capturing 1990 Northern Telecom Tucson Open by four strokes over Mark Calcavecchia. Two months later, electrified golf world by holing 7-iron shot from 176 yards for eagle-2 on 72nd hole of Nestle Invitational for one-stroke victory over Greg Norman. Two wins and \$461,407 in earnings led to PGA TOUR Rookie of the Year honors. Has finished runner-up six times since then. Winner of 1994 Casio World Open in Japan. Winner of 1989 Fred Haskins and Jack Nicklaus Awards as collegiate player of the year. Winner of 1989 Porter Cup. His annual charity tournament in Las Vegas benefits Robert Gamez Foundation. Brother Randy, who manages foundation, was caddie for both of Robert's victories.

**Exempt Status:** Past Champion

**TOUR VICTORIES:** 2 — 1990 Tucson Open, Nestle Invitational.

**Money And Position:**

1989 — \$ 4,827 — 237	1993 — \$236,458 — 70	1997 — \$283,434 — 86
1990 — \$461,407 — 27	1994 — \$380,353 — 44	1998 — \$ 76,148 — 195
1991 — \$280,349 — 59	1995 — \$206,588 — 89	
1992 — \$215,648 — 72	1996 — \$249,227 — 89	

**Best 1998 Finish:** T16—United Airlines Hawaiian Open.

**1998 Summary:** Tournaments entered — 24; in money — 9; top-10 finishes — 0

**Career Summary:** Tournaments entered — 233; in money — 120; top-10 finishes — 24

**Career Earnings:** \$2,394,439



**GARDNER, Buddy** Birthdate 8/24/55 Birthplace Montgomery, AL Residence Birmingham, AL Weight 175 Height 5-11 Family Wife, Susan; Brooke Marie (2/1/87), Payton Webb (12/2/89) College Auburn University Turned Professional 1977 Q School Fall 1977, 1978, 1982 Other Information Winner 1974-75 Alabama Amateurs and 1976 Dixie Amateur. 1977 All-American. Won 1990 Panama City Beach Classic in first NIKE TOUR start. Recorded back-to-back eagles, second a hole-in-one, in Round 1 of 1994 Walt Disney World/Oldsmobile Classic.

**Exempt Status:** Veteran Member

**Playoff Record:** 0-1

**Best Career PGA TOUR Finish:** 2 — 1984 Houston Coca-Cola Open, 1987 Big I Houston Open. T2 — 1979 Tucson Open, 1979 Anheuser-Busch Classic.

**Money And Position:**

1978 — \$ 5,637 — 172	1985 — \$121,809 — 67	1992 — \$113,394 — 124
1979 — \$ 71,468 — 56	1986 — \$ 92,006 — 91	1993 — \$ 13,722 — 232
1980 — \$ 30,907 — 104	1987 — \$173,047 — 60	1994 — \$ 37,609 — 201
1981 — \$ 14,635 — 153	1988 — \$130,859 — 91	1995 — \$ 5,622 — 298
1982 — \$ 6,214 — 201	1989 — \$135,488 — 103	1996 — \$ 2,616 — 353
1983 — \$ 56,529 — 91	1990 — \$159,737 — 99	1997 — \$ 0
1984 — \$118,945 — 55	1991 — \$201,700 — 83	

**1998 Summary:** Did not play PGA TOUR in 1998

**Career Summary:** Tournaments entered — 480; in money — 285; top-10 finishes — 24

**Career Earnings:** \$1,491,943



## OTHER PROMINENT MEMBERS OF THE PGA TOUR

**GAY, Brian** Birthdate December 14, 1971 Birthplace Ft. Worth, TX Residence Palm Beach Gardens, FL Height 5-10 Weight 155 Family Wife, Kimberly College University of Florida Special Interests Stock market, reading Turned Professional 1994 Q School 1998 Other Information Member of the NIKE TOUR in 1998 and 1999. Finished second on 1996 Golden Bear Tour money list after winning Golden Bear Tour Championship. Ranked sixth on 1997 Golden Bear Tour money list. Four-time winner on the South Florida Tour, three-time winner on Golden Bear Tour and two-time winner on the Sunshine Players Tour. In 1995, played in 40 tournaments and won nine times, including victories on the Emerald Coast Golf Tour, Gulf Coast Golf Tour, Gary Player Tour and Tommy Armour Tour. Winner of 1995 Auburn Classic on the Hooters Tour. Prior to 1999, had played in one PGA Tour event, the 1996 U.S. Open. Member of the 1993 U.S. Walker Cup team. Medalist at the 1993 U.S. Amateur Championship. Two-time All-American selection and a three-time All-SEC selection at the University of Florida. Only player to win the SEC Championship twice. SEC Freshman of the Year.  
**Exempt Status:** 32nd at 1998 PGA TOUR Qualifying Tournament  
**1998 Summary:** Did not play PGA TOUR in 1998



**GIBSON, Kelly** Birthdate May 2, 1964 Birthplace New Orleans, LA Residence New Orleans, LA Height 5-10 Weight 175 Family Single Special Interests New Orleans Saints football, Cajun food Turned Professional 1986 Q School 1991, 1994 Other Information For the seventh consecutive year, played more than 33 PGA TOUR events. Played in 34 tournaments in 1998 after having competed in 36 and 35 the two years prior. Career-best finish a tie for third in 1996 Las Vegas Invitational. Finished 14th on 1991 Ben Hogan Tour (now NIKE TOUR) money list, with a victory in Tri-Cities Open. Four-year member of Canadian Tour, where he won twice and was third on the 1991 Order of Merit. Led Canadian Tour in scoring average in 1991 (69.75). Won 1996 Erie (PA) Open. Avid fan of New Orleans Saints and Louisiana State University athletics.  
**Exempt Status:** 139th on 1998 PGA TOUR Money List  
**Best-Ever Finish:** T3—1996 Las Vegas Invitational.



**Money And Position:** 1989 — \$ 502 — 298 1993 — \$148,003 — 110 1997 — \$267,230 — 92  
1990 — \$ 0 1994 — \$134,841 — 129 1998 — \$194,574 — 139  
1991 — \$ 2,140 — 288 1995 — \$173,425 — 109  
1992 — \$137,984 — 105 1996 — \$307,228 — 69

**Best 1998 Finish:** T15—CVS Charity Classic, Greater Vancouver Open.

**1998 Summary:** Tournaments entered — 34; in money — 19; top-10 finishes — 0

**Career Summary:** Tournaments entered — 242; in money — 136; top-10 finishes — 9

**Career Earnings:** \$1,365,927

**GILDER, Bob** Birthdate 12/31/50 Birthplace Corvallis, OR Residence Corvallis, OR Height 5-9 Weight 165 Family Wife, Peggy; Bryan (3/24/75), Cammy Lynn (6/10/77), Brent (3/3/81) College Arizona State University (1973, Business Administration) Special Interests All sports, car racing Turned Professional 1973 Q School Fall 1975, 1997 Other Information Win in 1976 Phoenix Open came in only second PGA TOUR start. Won 1974 New Zealand Open in playoff over Jack Newton and Bob Charles. Winner of 1988 Isuzu Kapalua International. Winner of three events on Japan PGA Tour: 1982 Bridgestone International, 1988 Acom Team title (with Doug Tewell) and 1990 Acom P.T. Fairway marker at Westchester CC commemorates third-round double eagle on his way to victory in 1982 Manufacturers Hanover Westchester Classic. Member 1982 USA vs. Japan Team and 1983 Ryder Cup Team.  
**Exempt Status:** Past Champion



**Playoff Record:** 1-0

**PGA TOUR Victories:** 6 — 1976 Phoenix Open. 1980 Canadian Open. 1982 Byron Nelson Classic, Manufacturers Hanover Westchester Classic, Bank of Boston Classic. 1983 Phoenix Open.

**Money And Position:** 1975 — \$ 905 — 220 1983 — \$139,125 — 39 1991 — \$251,683 — 66  
1976 — \$101,263 — 24 1984 — \$ 23,213 — 147 1992 — \$170,761 — 91  
1977 — \$ 36,844 — 72 1985 — \$ 47,152 — 123 1993 — \$148,496 — 108  
1978 — \$ 72,515 — 36 1986 — \$ 98,181 — 85 1994 — \$154,868 — 118  
1979 — \$134,428 — 22 1987 — \$ 94,310 — 100 1995 — \$139,361 — 138  
1980 — \$152,597 — 19 1988 — \$144,523 — 82 1996 — \$114,844 — 156  
1981 — \$ 74,756 — 60 1989 — \$187,910 — 78 1997 — \$ 13,590 — 254  
1982 — \$308,648 — 6 1990 — \$154,934 — 102 1998 — \$186,913 — 143

**Best 1998 Finish:** T9—AT&T Pebble Beach National Pro—Am.

**1998 Summary:** Tournaments entered — 31; in money — 12; top-10 finishes — 1

**Career Summary:** Tournaments entered — 618; in money — 410; top-10 finishes — 67

**Career Earnings:** \$2,951,820

**GONZALEZ, Ernie** Birthdate 2/19/61 Birthplace San Diego, CA Residence Davenport, FL Height 5-9 Weight 195 Family Wife, Judy; David (6/2/92) College United States International University Special Interest All sports Turned Professional 1983 Q School 1984, 1985, 1989 Other Information Winner 1981, 1982 San Diego County Amateur Match Play Championships; 1983 San Diego County Open (as amateur); 1984-1985 Queen Mary Open. One of only five lefthanders to win on PGA TOUR (Sam Adams, Bob Charles, Russ Cochran, Phil Mickelson).  
**Exempt Status:** Past Champion



**PGA TOUR Victories:** 1 — 1986 Pensacola Open

**Money And Position:** 1985 — \$ 12,729 — 171 1990 — \$13,540 — 221 1995 — \$4,227 — 309  
1986 — \$124,548 — 68 1991 — \$ 5,550 — 252 1996 — \$ 0  
1987 — \$ 48,503 — 154 1992 — \$ 5,485 — 262 1997 — \$ 0  
1988 — \$ 14,135 — 207 1993 — \$ 2,175 — 310 1998 — \$ 0  
1989 — \$ 13,840 — 203 1994 — \$16,860 — 230

**Best 1998 Finish:** Did not make a cut on 1998 PGA TOUR

**1998 Summary:** Tournaments entered — 5; in money — 0; top-10 finishes — 0

**Career Summary:** Tournaments entered — 170; in money — 66; top-10 finishes — 3

**Career Earnings:** \$261,592

## OTHER PROMINENT MEMBERS OF THE PGA TOUR

**GREEN, Jimmy** Birthdate August 6, 1969 Birthplace Meridian, MS Residence Daphne, AL Height 5-10 Weight 155 Family Wife, Kelley; Abbey (8/25/89), Jimmy (1/4/94), Will (7/1/98) College Auburn University (1992, Education) Special Interests Family, fishing Turned Professional 1992 Q School 1996 Other Information Third-place finish at 1998 NIKE TOUR Championship allowed him to move from 21st on money list to 11th place. Fired a course-record 11-under-par 60 in the opening round of the NIKE Carolina Classic at Raleigh CC. Led the entire tournament until a bogey on the 72nd hole, his first since the opening round, left him one stroke behind Brian Bateman. Member of PGA TOUR in 1997 and NIKE TOUR in 1996 and 1998. Won 1996 NIKE Buffalo Open in a playoff over Jeff Gove. Win in Buffalo came the first time his wife Kelley caddied for him. Finished third on 1995 Gulf Coast Tour money list. Winner of 1990 Southeastern Conference Championship.

**Exempt Status:** 11th on 1998 NIKE TOUR Money List

**Best-Ever Finish:** T19 — 1997 Deposit Guaranty Golf Classic.

**Money And Position:** 1993 — \$ 0 1995 — \$ 3,162 — 317 1998 — \$ 0  
1994 — \$ 0 1997 — \$61,153 — 197

**Best 1998 Finish:** Did not make a cut on 1998 PGA TOUR

**1998 Summary:** Tournaments entered — 2; in money — 0; top-10 finishes — 0

**Career Summary:** Tournaments entered — 36; in money — 13; top-10 finishes — 0

**Career Earnings:** \$64,315



**GREEN, Ken** Birthdate 7/23/58 Birthplace Danbury, CT Residence West Palm Beach, FL; plays out of Breakers West Height 5-10 Weight 175 Family Kenny (12/19/81), Hunter (9/30/88) College Palm Beach Junior College Special Interests Bowling, platform tennis Turned Professional 1979 Q School Fall 1981, 1982, 1984 Other Information Member of PGA TOUR since 1982. Winner of 1985 and 1992 Connecticut Opens, 1985 King Hassan Open (Morocco), 1988 Dunlop Phoenix and 1990 Hong Kong Open. Member of 1989 Ryder Cup team. Started playing golf at age 12 in Honduras, where father was principal of the American School and only sports choices were golf or soccer. Once described by Johnny Miller as best fairway wood player in game. An avid bowler who rolled 300 game in Sept. 1996.

**Exempt Status:** Past Champion

**Playoff Record:** 2-3

**PGA TOUR Victories:** 5 1985 Buick Open. 1986 The International. 1988 Canadian Open, Greater Milwaukee Open. 1989 KMart Greater Greensboro Open.

**Money And Position:** 1982 — \$ 11,899 — 170 1988 — \$779,181 — 4 1994 — \$155,156 — 116  
1983 — \$ 40,263 — 114 1989 — \$304,754 — 37 1995 — \$173,577 — 108  
1984 — \$ 20,160 — 156 1990 — \$267,172 — 54 1996 — \$161,663 — 133  
1985 — \$151,355 — 52 1991 — \$263,034 — 65 1997 — \$ 59,602 — 198  
1986 — \$317,835 — 16 1992 — \$360,397 — 41 1998 — \$ 16,858 — 253  
1987 — \$273,271 — 36 1993 — \$229,750 — 75

**Best 1998 Finish:** T35—Greater Milwaukee Open.

**1998 Summary:** Tournaments entered — 18; in money — 3; top-10 finishes — 0

**Career Summary:** Tournaments entered — 454; in money — 262; top-10 finishes — 44

**Career Earnings:** \$3,585,926



## H

**HALLBERG, Gary** Birthdate 5/31/58 Birthplace Berwyn, IL Residence Castle Rock, CO Height 5-10 Weight 155 Family Wife, Shirley; Kristina (8/19/92), Eric Anders (1/10/94) College Wake Forest University Special Interests Family, sports, business Turned Professional July 2, 1980 Other Information In 1980 became first TOUR player to earn playing privileges without going through Qualifying Tournament. PGA TOUR Rookie of the Year for 1980. Won 1981 Lille Open in France and 1982 Chunichi Crowns Invitational in Japan. Winner 1986 Chrysler Team Championship (with Scott Hoch). Was first four-time first-team All-American selection. That feat later was matched by Phil Mickelson and David Duval. Won 1979 NCAA Championship and 1978-79 North and South Amateurs. Member 1977 Walker Cup team. Started Bobby Jones Saturday Series, programs held in conjunction with TOUR events.

**Exempt Status:** Past Champion

**Playoff Record:** 0-2

**PGA TOUR Victories:** 3 — 1983 Isuzu-Andy Williams San Diego Open. 1987 Greater Milwaukee Open. 1992 Buick Southern Open.

**Money And Position:** 1977 — \$ 0 1986 — \$ 68,479 — 121 1993 — \$147,706 — 111  
1980 — \$ 75,844 — 56 1987 — \$210,786 — 48 1994 — \$224,965 — 82  
1981 — \$ 45,793 — 92 1988 — \$ 28,551 — 179 1995 — \$ 99,332 — 160  
1982 — \$ 36,192 — 113 1989 — \$146,833 — 95 1996 — \$ 2,544 — 358  
1983 — \$120,170 — 45 1990 — \$128,954 — 121 1997 — \$ 40,132 — 217  
1984 — \$187,260 — 30 1991 — \$273,546 — 62 1998 — \$167,540 — 156  
1985 — \$108,872 — 75 1992 — \$236,629 — 67

**Best 1998 Finish:** T6—Michelob Championship at Kingsmill.

**1998 Summary:** Tournaments entered — 20; in money — 12; top-10 finishes — 1

**Career Summary:** Tournaments entered — 504; in money — 273; top-10 finishes — 38

**Career Earnings:** \$2,350,128



## OTHER PROMINENT MEMBERS OF THE PGA TOUR

**HALLDORSON, Dan (HALL-dur-sun)** Birthdate 4/2/52 Birthplace Winnipeg, Canada Residence Cambridge, IL Height 5-10 Weight 180 Family Wife, Pat; Angie (4/7/75) Special Interest Sports  
**Turned Professional** 1971 **Q School** 1974, 1978, 1990 **Other Information** Winner 1986 Deposit Guaranty Golf Classic, an unofficial PGA TOUR event at the time. Defeated Paul Azinger by two strokes in the Hattiesburg, MS tournament. Member of six Canadian World Cup teams. Leader 1983 Canadian Tour Order of Merit.



**Exempt Status:** Past Champion

**Playoff Record:** 0-1

**PGA TOUR Victories:** 1 — 1980 Pensacola Open

**Money And Position:**

1975 — \$ 620 — 240	1985 — \$112,102 — 73	1993 — \$24,284 — 205
1976 — \$ 743 — 240	1986 — \$ 83,876 — 101	1994 — \$ 7,215 — 262
1979 — \$ 24,559 — 116	1987 — \$ 69,094 — 125	1995 — \$ 0
1980 — \$111,553 — 36	1988 — \$ 96,079 — 116	1996 — \$ 4,100 — 328
1981 — \$ 90,064 — 48	1989 — \$ 86,667 — 137	1997 — \$ 0
1982 — \$ 93,705 — 44	1990 — \$ 18,155 — 215	1998 — \$11,056 — 271
1983 — \$ 21,458 — 146	1991 — \$158,743 — 97	
1984 — \$ 55,215 — 99	1992 — \$119,002 — 118	

**Best 1998 Finish:** T52—Greater Milwaukee Open.

**1998 Summary:** Tournaments entered — 6; in money — 3; top-10 finishes — 0

**Career Summary:** Tournaments entered — 418; in money — 237; top-10 finishes — 28

**Career Earnings:** \$1,188,289

**HAYES, Mark** Birthdate 7/12/49 Birthplace Stillwater, OK Residence Edmond, OK; plays out of Oak Tree GC Height 5-11 Weight 170 Family Wife, Jana; Kelly (12/9/79), Ryan (3/25/83) College Oklahoma State University Special Interest Golf course design Turned Professional 1973  
**Q School** 1973, 1988, 1989, 1990 **Other Information** 1967 and 1971 Oklahoma Amateur Champion. 1970-71 Collegiate All-American. Three-time Oklahoma Open champion. Member 1979 Ryder Cup team.



**Exempt Status:** Past Champion

**Playoff Record:** 0-2

**PGA TOUR Victories:** 3 — 1976 Byron Nelson Classic, Pensacola Open. 1977 Tournament Players Championship.

**Money And Position:**

1973 — \$ 8,137 — 143	1982 — \$ 47,777 — 97	1991 — \$36,370 — 191
1974 — \$ 39,415 — 65	1983 — \$ 63,431 — 81	1992 — \$50,324 — 175
1975 — \$ 49,298 — 47	1984 — \$ 42,207 — 115	1993 — \$ 6,942 — 249
1976 — \$151,699 — 11	1985 — \$ 61,988 — 108	1994 — \$ 0
1977 — \$115,749 — 19	1986 — \$117,837 — 74	1995 — \$ 7,061 — 283
1978 — \$146,456 — 15	1987 — \$ 76,666 — 116	1996 — \$ 0
1979 — \$130,878 — 23	1988 — \$ 77,072 — 131	1997 — \$ 0
1980 — \$ 66,535 — 63	1989 — \$ 87,689 — 134	1998 — \$ 0
1981 — \$ 91,624 — 47	1990 — \$ 76,743 — 149	

**Best 1998 Finish:** Did not make a cut on 1998 PGA TOUR

**1998 Summary:** Tournaments entered — 8; in money — 0; top-10 finishes — 0

**Career Summary:** Tournaments entered — 559; in money — 362; top-10 finishes — 57

**Career Earnings:** \$1,551,898

**HEINEN, Mike (HIGH-nen)** Birthdate 1/17/67 Birthplace Rayne, LA Residence Lake Charles, LA Height 6-1 Weight 195 Family Wife, Kathy; Olivia Kathryn (1/25/96) College University of Southwestern Louisiana Special Interests Hunting, fishing Turned Professional 1989  
**Q School** 1993 **Other Information** Lone TOUR victory came in 10th start by three strokes at 1994 Shell Houston Open. Lost playoff to Davis Love III at 1995 Freeport-McMoRan Classic. Prior to earning membership on PGA TOUR, played Canadian and NIKE TOURs. Two-time NCAA Division I All-American.



**Exempt Status:** Past Champion

**Playoff Record:** 0-1

**PGA TOUR Victories:** 1 — 1994 Shell Houston Open

**Money And Position:**

1991 — \$ 0	1995 — \$ 350,920 — 52	1997 — \$ 3,000 — 330
1994 — \$ 390,963 — 40	1996 — \$ 102,588 — 161	1998 — \$ 93,134 — 185

**Best 1998 Finish:** T4—CVS Charity Classic.

**1998 Summary:** Tournaments entered — 15; in money — 5; top-10 finishes — 1

**Career Summary:** Tournaments entered — 114; in money — 50; top-10 finishes — 7

**Career Earnings:** \$940,605



## OTHER PROMINENT MEMBERS OF THE PGA TOUR

**HINKLE, Lon** Birthdate 7/17/49 Birthplace Flint, MI Residence Big Fork, MT Height 6-2 Weight 220 Family Wife, Leslie; Monique (8/10/78), Danielle (3/20/82); Drew Ann (10/26/84), Jake (9/6/85) College San Diego State University Special Interest Reading Turned Professional 1972 Q School 1972, 1991 Other Information Co-champion 1972 Pacific Coast Athletic Conference. Runner-up 1975 German Open and Sanpo Classic in Japan. Winner 1978 JCPenney Classic with Pat Bradley. Runner-up 1980 European Open. 1981 National Long Drive Champion.



Exempt Status: Past Champion

Playoff Record: 1-2

PGA TOUR Victories: 3 — 1978 New Orleans Open. 1979 Bing Crosby National Pro-Am, World Series of Golf.

Money And Position:	1972 — \$ 7,350 — 143	1981 — \$144,307 — 22	1990 — \$26,052 — 201
	1973 — \$ 6,735 — 158	1982 — \$ 55,406 — 83	1991 — \$49,692 — 174
	1974 — \$ 5,779 — 153	1983 — \$116,822 — 47	1992 — \$91,854 — 139
	1975 — \$ 8,420 — 136	1984 — \$ 89,850 — 73	1993 — \$ 8,621 — 244
	1976 — \$ 11,058 — 138	1985 — \$105,499 — 76	1994 — \$ 4,411 — 281
	1977 — \$ 51,494 — 60	1986 — \$ 97,610 — 86	1995 — \$ 0
	1978 — \$138,388 — 16	1987 — \$ 45,751 — 159	1996 — \$ 0
	1979 — \$247,693 — 3	1988 — \$ 0	1997 — \$ 5,399 — 301
	1980 — \$134,913 — 29	1989 — \$151,828 — 92	1998 — \$ 2,760 — 346

Best 1998 Finish: 79—CVS Charity Classic.

1998 Summary: Tournaments entered — 7; in money — 1; top-10 finishes — 0

Career Summary: Tournaments entered — 451; in money — 288; top-10 finishes — 57

Career Earnings: \$1,607,691

**HORGAN III, P.H.** Birthdate August 22, 1960 Birthplace Newport, RI Residence Newport, RI; plays out of Newport CC Height 5-10 Weight 170 Family Single College University of Rhode Island (1983, Economics) Special Interests Boating, fishing Turned Professional 1984 Q School 1988, 1989, 1996, 1998 Other Information Has been on and off the PGA TOUR since 1989. Enjoyed the best season of his nine years on TOUR in 1997, with earnings of \$226,249 and 105th-place money-list finish (both career bests). Finished the 1998 season 126th on the TOUR money list. Rookie year featured tie for fifth at 1989 USF&G Classic. Played on the Ben Hogan Tour in 1991, winning first start at Yuma Open. Later that year added Reno Open crown on way to third-place finish on money list. On strength of third NIKE TOUR victory — 1996 NIKE Alabama Open — finished seventh on money list to earn yet another trip to PGA TOUR. Lost opportunity for second win that year when he disqualified himself prior to playoff with Tim Loutstalot at NIKE Shreveport Open for infraction that had occurred the previous day. Winner of 1994 Rhode Island Open. Attended University of Rhode Island on football scholarship before switching focus to golf. Family owns restaurant in Newport, RI.



Exempt Status: 13th at 1998 PGA TOUR Qualifying Tournament

Best-Ever Finish: T5—1989 USF&G Classic. 1997 Greater Vancouver Open. 1998 Deposit Guaranty Golf Classic.

Money And Position:	1983 — \$ 0	1990 — \$ 72,898 — 154	1995 — \$ 2,463 — 332
	1984 — \$ 0	1991 — \$ 2,912 — 268	1997 — \$226,249 — 105
	1986 — \$ 0	1992 — \$123,684 — 116	1998 — \$224,100 — 126
	1987 — \$ 0	1993 — \$105,571 — 141	
	1989 — \$63,787 — 152	1994 — \$ 53,734 — 186	

Best 1998 Finish: T5—Deposit Guaranty Golf Classic.

1998 Summary: Tournaments entered — 34; in money — 19; top-10 finishes — 1

Career Summary: Tournaments entered — 215; in money — 94; top-10 finishes — 12

Career Earnings: \$875,397

## J

**JAECKEL, Barry (JAY-kul)** Birthdate 2/14/49 Birthplace Los Angeles, CA Residence Palm Desert, CA Height 5-11 Weight 160 Family Wife, Evelyn College Santa Monica Junior College Special Interest All sports Turned Professional 1971 Q School Spring 1975 Other Information 1968 Southern California Amateur champion. Winner 1972 French Open. Son of the late character actor Richard Jaeckel, who appeared in dozens of movies, including "The Dirty Dozen" and "The Sands of Iwo Jima."



Exempt Status: Past Champion

Playoff Record: 1-2

PGA TOUR Victories: 1 — 1978 Tallahassee Open

Money And Position:	1972 — \$ 1,090 — 250	1983 — \$64,473 — 80	1992 — \$13,351 — 226
	1975 — \$ 8,883 — 133	1984 — \$49,308 — 110	1993 — \$15,585 — 226
	1976 — \$36,889 — 70	1985 — \$81,765 — 92	1994 — \$15,750 — 235
	1977 — \$19,504 — 109	1986 — \$80,646 — 105	1995 — \$ 1,540 — 357
	1978 — \$72,421 — 37	1987 — \$53,909 — 144	1996 — \$10,779 — 273
	1979 — \$46,541 — 86	1988 — \$30,227 — 173	1997 — \$12,907 — 257
	1980 — \$25,501 — 118	1989 — \$64,782 — 151	1998 — \$ 2,883 — 344
	1981 — \$87,931 — 49	1990 — \$63,590 — 168	
	1982 — \$62,940 — 72	1991 — \$59,216 — 167	

Best 1998 Finish: T76—Quad City Classic.

1998 Summary: Tournaments entered — 4; in money — 1; top-10 finishes — 0

Career Summary: Tournaments entered — 475; in money — 291; top-10 finishes — 26

Career Earnings: \$982,408

## OTHER PROMINENT MEMBERS OF THE PGA TOUR

**JONES, Kent** Birthdate January 8, 1967 Birthplace Portales, NM Residence Carsbad, NM Height 5-8 Weight 145 Family Wife, JoAnna College University of New Mexico (1990, Business Administration; 1991 MBA) Special Interests Reading, fishing Turned Professional 1992 Q School 1997, 1998 Other Information Rookie on the PGA TOUR in 1998 and member of the NIKE TOUR 1996-97 and 1999. Earned status on the PGA TOUR in 1998 after finishing 16th at 1997 PGA TOUR Qualifying School. Posted his best NIKE TOUR finish late in the 1997 season, T2 at the NIKE Tri-Cities Open. Recorded a hole-in-one in the third round of the 1997 NIKE Knoxville Open. Winner of the 1989 Western Athletic Conference individual championship; team also earned top honors that year. Two-time Academic All-American in 1988-89. Says winning the WAC titles was his top thrill in golf. College teammate of PGA TOUR member Sean Murphy.



Exempt Status: 37th at 1998 PGA TOUR Qualifying Tournament

Best-Ever Finish: T12—1998 Buick Open.

Money And Position: 1996 — \$5,415 — 309 1997 — \$ 0 1998 — \$133,339 — 171

Best 1998 Finish: T12—Buick Open.

1998 Summary: Tournaments entered — 29; in money — 17; top-10 finishes — 0

Career Summary: Tournaments entered — 31; in money — 18; top-10 finishes — 0

Career Earnings: \$138,754

**JORDAN, Pete** Birthdate June 10, 1964 Birthplace Elmhurst, IL Residence Valrico, FL Height 5-11

Weight 180 Family Wife, Kelly; Ryan (11/26/91), Peyton Ashley (7/14/94) College Texas Christian University Special Interests Sports, music Turned Professional 1996 Q School 1993, 1994, 1998 Other Information First joined the PGA TOUR in 1994 after three years on the NIKE TOUR which he recorded four second-place finishes — 1991 Wichita Charity Classic, 1992 Fresno Open, 1992 Permian Basin Open, 1993 NIKE New England Classic. Best chance for PGA TOUR victory came during rainy week in Endicott, N.Y. in 1996. Held a two-stroke advantage after rounds of 67-64 at B.C. Open. Shared 54-hole lead with Fred Funk after Saturday 66. After heavy rain washed out final round, faced Funk in playoff. After Jordan's 7-iron approach flew green, Funk hit his approach to 10 inches of the hole for victory. \$108,000 runner-up check a career best. Finished third at the 1995 Deposit Guaranty Golf Classic, three strokes behind winner Ed Dougherty. All-American selection at Texas Christian University in 1986. All-Southwest Conference in 1985 and 1986.



Exempt Status: 5th at 1998 PGA TOUR Qualifying Tournament

Best-Ever Finish: 2 — 1996 B.C. Open.

Money And Position: 1988 — \$ 0 1994 — \$128,960 — 132 1997 — \$209,020 — 110

1990 — \$2,034 — 278 1995 — \$143,936 — 134 1998 — \$175,807 — 147

1993 — \$5,405 — 269 1996 — \$191,240 — 110

Best 1998 Finish: T12—National Car Rental Golf Classic/Disney.

1998 Summary: Tournaments entered — 34; in money — 12; top-10 finishes — 0

Career Summary: Tournaments entered — 144; in money — 67; top-10 finishes — 4

Career Earnings: \$856,402

**JURGENSEN, Steve** Birthdate October 27, 1961 Birthplace San Jose, CA Residence The

Woodlands, TX Height 5-10 Weight 160 Family Wife, Cheryl College University of Houston (1985, Business Technology) Special Interests Auto racing, gardening, bowling Turned Professional 1985 Q School 1995, 1997, 1998 Other Information Member of the PGA TOUR in 1996 and 1998 and NIKE TOUR member in 1993-95 and 1997. Was tied for second after firing a first-round 9-under-par 63 at the 1998 Buick Open. Ultimately finished tied for sixth in the rain-shortened event. Led after 54 holes of 1997 Deposit Guaranty Golf Classic before final-round 72 produced a tie for fourth. Birdied seven of his final nine holes to win 1993 NIKE Tri-Cities Open. Avid bowler who rolled a 300 game in Sept. 1997. Began wearing long sleeves as a precautionary measure against intense sun and continues to do so regularly.



Exempt Status: 27th at 1998 PGA TOUR Qualifying Tournament

Best Career PGA TOUR Finish: T4—1997 Deposit Guaranty Golf Classic.

Money And Position: 1987 — \$ 0 1994 — \$ 2,544 — 303 1997 — \$50,258 — 204

1991 — \$ 0 1996 — \$118,049 — 152 1998 — \$88,783 — 187

Best 1998 Finish: T6—Buick Invitational.

1998 Summary: Tournaments entered — 29; in money — 8; top-10 finishes — 1

Career Summary: Tournaments entered — 67; in money — 28; top-10 finishes — 3

Career Earnings: \$259,634

## K

**KAYE, Jonathan** Birthdate August 2, 1970 Birthplace Denver, CO Residence Phoenix, AZ Height

5-11 Weight 160 Family Single College University of Colorado (1993, Business) Special Interests Cribbage Turned Professional 1993 Q School 1994, 1998 Other Information Regained PGA TOUR membership by finishing tied for second at the 1998 PGA TOUR Qualifying Tournament. Missed majority of 1996 and 1997 PGA TOUR seasons after undergoing rotator cuff surgery in Feb. 1996. Nearly won Quad City Classic as a PGA TOUR rookie in 1995. Led by one stroke until a bogey on the final hole, combined with a D.A. Weibring birdie, left him in second place. Won 1992 Ping Intercollegiate in playoff over Phil Mickelson while at University of Colorado. Self-taught player who has never had a teacher.



Exempt Status: 2nd at 1998 PGA TOUR National Qualifying Tournament

Best-Ever Finish: 2—1995 Quad City Classic.

Money And Position: 1995 — \$ 191,883 — 94 1997 — \$ 10,693 — 266

1996 — \$ 5,070 — 318 1998 — \$ 86,496 — 190

Best 1998 Finish: T18—Deposit Guaranty Golf Classic.

1998 Summary: Tournaments entered — 21; in money — 12; top-10 finishes — 0

Career Summary: Tournaments entered — 51; in money — 22; top-10 finishes — 2

Career Earnings: \$294,142

## OTHER PROMINENT MEMBERS OF THE PGA TOUR

**KNOX, Kenny** Birthdate 8/15/56 Birthplace Columbus, GA Residence Tallahassee, FL Height 5-10 Weight 190 Family Wife, Karen; Michelle (12/24/80) College Florida State University (1978, Physical Education) Special Interests Fellowship of Christian Athletes, golf course design and construction Turned Professional 1978 Q School Fall 1981, 1983, 1984. Other Information Set TOUR record for fewest putts in tournament — 93 — at 1989 MCI Heritage Classic. 1977 and 1978 All-American. Winner 1977 Southeastern Amateur.



Exempt Status: Past Champion

Playoff Record: 1-1

PGA TOUR Victories: 3 — 1986 Honda Classic. 1987 Hardee's Golf Classic. 1990 Buick Southern Open.

Money And Position:	1980 — \$ 3,082 — 216	1987 — \$200,783 — 55	1993 — \$ 3,630 — 252
	1982 — \$ 6,919 — 194	1988 — \$168,099 — 70	1994 — \$23,872 — 218
	1983 — \$ 0	1989 — \$230,012 — 62	1995 — \$ 9,010 — 262
	1984 — \$ 15,606 — 168	1990 — \$209,679 — 73	1996 — \$ 0
	1985 — \$ 26,968 — 146	1991 — \$423,025 — 32	1997 — \$ 0
	1986 — \$261,608 — 24	1992 — \$ 24,889 — 203	1998 — \$ 0

Best 1998 Finish: Did not make a cut on 1998 PGA TOUR

1998 Summary: Tournaments entered — 1; in money — 0; top-10 finishes — 0

Career Summary: Tournaments entered — 364; in money — 187; top-10 finishes — 26

Career Earnings: \$1,607,180

**KOCH, Gary (COKE)** Birthdate 11/21/52 Birthplace Baton Rouge, LA Residence Tampa, FL Height 5-11 Weight 165 Family Wife, Donna; Patricia (4/1/81), Rachel (7/30/83) College University of Florida (1974, Public Relations) Special Interests Golf course design, reading, music Turned Professional 1975 Q School Fall 1975 Other Information Winner 1968, 1969, 1970 Florida State Juniors; 1970 USGA Junior Amateur champion; 1969 Orange Bowl Juniors; 1969 Florida State Open; 1973 Trans-Mississippi Amateur; 1973, 1974 Southeastern Conference. First-team All-American 1972, 1973, 1974. Member 1973 NCAA Championship team at Florida. Winner of 10 collegiate events. Member of 1973, 1975 Walker Cup and 1974 U.S. World Amateur teams. Color analyst for NBC-TV golf coverage.



Exempt Status: Past Champion

Playoff Record: 2-0

PGA TOUR Victories: 6 — 1976 Tallahassee Open. 1977 Florida Citrus Open. 1983 Doral Eastern Open. 1984 Isuzu-Andy Williams San Diego Open, Bay Hill Classic. 1988 Panasonic-Las Vegas Invitational.

Money And Position:	1974 — \$ 0	1983 — \$168,330 — 27	1991 — \$7,189 — 243
	1976 — \$38,195 — 69	1984 — \$262,679 — 17	1992 — \$3,690 — 274
	1977 — \$58,383 — 52	1985 — \$121,566 — 68	1993 — \$ 702 — 329
	1978 — \$58,660 — 55	1986 — \$180,693 — 50	1994 — \$ 0
	1979 — \$46,809 — 84	1987 — \$ 33,727 — 175	1995 — \$ 0
	1980 — \$39,827 — 84	1988 — \$414,694 — 24	1996 — \$ 0
	1981 — \$11,999 — 165	1989 — \$ 86,348 — 138	1997 — \$ 0
	1982 — \$43,449 — 100	1990 — \$ 36,469 — 186	1998 — \$4,000 — 324

Best 1998 Finish: T65—Bay Hill Invitational.

1998 Summary: Tournaments entered — 2; in money — 1; top-10 finishes — 0

Career Summary: Tournaments entered — 394; in money — 273; top-10 finishes — 44

Career Earnings: \$1,617,407

**KRATZERT, Bill** Birthdate 6/29/52 Birthplace Quantico, VA Residence Ponte Vedra Beach, FL Height 6-0 Weight 190 Family Wife, Janie; Rebecca Brea (9/6/78), Tyler Brennen (12/5/80), Thomas Andrew (4/29/91) College University of Georgia Special Interests Family, all sports Turned Professional 1974 Q School Spring 1976 Other Information Golf commentator for ESPN. Winner 1968 Indiana Amateur and 1969 Indiana Open. 1973 and 1974 All-American. Inducted into Indiana Golf Hall of Fame 1993.



Exempt Status: Past Champion

Playoff Record: 1-1

PGA TOUR Victories: 4 — 1977 Greater Hartford Open. 1980 Greater Milwaukee Open. 1984 Pensacola Open. Team Victory: 1976 Walt Disney World National Team Play (with Woody Blackburn).

Money And Position:	1976 — \$ 21,253 — 102	1984 — \$149,827 — 44	1992 — \$16,439 — 217
	1977 — \$134,758 — 10	1985 — \$180,331 — 37	1993 — \$78,993 — 156
	1978 — \$183,683 — 8	1986 — \$ 47,421 — 139	1994 — \$42,127 — 196
	1979 — \$101,628 — 35	1987 — \$ 78,232 — 114	1995 — \$ 4,548 — 308
	1980 — \$175,771 — 12	1988 — \$ 43,519 — 158	1996 — \$ 3,030 — 344
	1981 — \$ 55,513 — 76	1989 — \$ 7,773 — 220	1997 — \$ 0
	1982 — \$ 22,779 — 140	1990 — \$ 14,630 — 218	
	1983 — \$ 14,744 — 166	1991 — \$ 19,819 — 208	

1998 Summary: Did not play PGA TOUR in 1998

Career Summary: Tournaments entered — 465; in money — 283; top-10 finishes — 59

Career Earnings: \$1,396,819

## OTHER PROMINENT MEMBERS OF THE PGA TOUR

### L

**LOHR, Bob (LORE)** Birthdate November 2, 1960 Birthplace Cincinnati, OH Residence Orlando, FL Height 6-1 Weight 185 Family Wife, Marie; Matthew Robert (7/15/91) College Miami of Ohio (1983, Marketing) Special Interests Hunting, fishing, snow skiing Turned Professional 1983 Q School Fall 1984 Other Information Birdied the fifth extra hole to defeat Chip Beck and claim the 1988 Walt Disney World/Oldsmobile Classic. Member of the PGA TOUR 1985-96. Best career money list finish 32nd in 1988. Won the 1990 Mexican Open. Named All-Mid-American Conference three years. Honorable Mention All-American in 1983. Inducted into the Miami Hall of Fame in 1993.



Exempt Status: Past Champion

Playoff Record: 1-2

PGA TOUR Victories: 1 — 1988 Walt Disney World/Oldsmobile Classic

Money And Position:	1985 — \$ 93,651 — 81	1990 — \$141,260 — 109	1995 — \$314,947 — 59
	1986 — \$ 85,949 — 99	1991 — \$386,759 — 41	1996 — \$122,463 — 151
	1987 — \$137,108 — 80	1992 — \$128,307 — 112	1997 — \$ 0
	1988 — \$315,536 — 32	1993 — \$314,982 — 54	1998 — \$ 2,508 — 350
	1989 — \$144,242 — 98	1994 — \$225,048 — 80	

Best 1998 Finish: T65—Deposit Guaranty Golf Classic.

1998 Summary: Tournaments entered — 8; in money — 1; top-10 finishes — 0

Career Summary: Tournaments entered — 376; in money — 218; top-10 finishes — 34

Career Earnings: \$ 2,412,760

**LOUSTALOT, Tim (LOSS-tuh-lot)** Birthdate April 9, 1965 Birthplace Sacramento, CA Residence Scottsdale, AZ; plays out of Sunnyside Country Club, Fresno, CA Height 5-9 Weight 165 Family Wife, Jamie; Ellie Gail (9/21/94), Ian Robert (3/6/97) College Fresno State University (1987, Journalism) Special Interest Traveling Turned Professional 1988 Q School 1997, 1998 Other Information Played in seven NIKE events in 1998 and made the cut in four of them. Best finish was a T19 at the season-opening NIKE Lakeland Classic. NIKE TOUR member 1990-94 and 1996-97. Won the 1992 Lake City Classic and the 1996 NIKE Shreveport Open. Also won the Australasian Tour Qualifying Tournament in 1990. Named All-American at Fresno State in 1986.



Exempt Status: 38th at 1998 PGA TOUR National Qualifying Tournament

Best-Ever Finish: T2— 1998 Deposit Guaranty Golf Classic.

Money And Position:	1988 — \$ 0	1995 — \$ 17,077 — 243
	1993 — \$2,550 — 298	1998 — \$172,918 — 152

Best 1998 Finish: T2—Deposit Guaranty Golf Classic.

1998 Summary: Tournaments entered — 24; in money — 11; top-10 finishes — 1

Career Summary: Tournaments entered — 48; in money — 17; top-10 finishes — 1

Career Earnings: \$192,545

**LYE, Mark (LIE)** Birthdate 11/13/52 Birthplace Vallejo, CA Residence Bonita Springs, FL; plays out of Bonita Bay CC Height 6-2 Weight 185 Family Single College San Jose State University Special Interests Guitar, fishing Turned Professional 1975 Q School Fall 1976 Other Information Winner 1976 Rolex Trophy in Switzerland, 1977 Australian Tour Order of Merit. Won 1976 Champion of Champions Tournament in Australia. 1975 All-American. Commentator and lead analyst for The Golf Channel.



Exempt Status: Past Champion

TOUR Victories: 1—1983 Bank Of Boston Classic.

Money And Position:	1977 — \$ 22,034 — 101	1984 — \$152,356 — 43	1991 — \$147,530 — 104
	1978 — \$ 13,648 — 126	1985 — \$112,735 — 72	1992 — \$ 9,921 — 243
	1979 — \$ 51,184 — 75	1986 — \$ 78,960 — 111	1993 — \$106,936 — 139
	1980 — \$109,454 — 39	1987 — \$ 73,625 — 121	1994 — \$ 63,394 — 178
	1981 — \$ 76,044 — 57	1988 — \$106,972 — 108	1995 — \$ 0
	1982 — \$ 67,460 — 62	1989 — \$242,884 — 56	
	1983 — \$164,506 — 28	1990 — \$201,011 — 77	

1998 Summary: Did not play PGA TOUR in 1998

Career Summary: Tournaments entered — 486; in money — 332; top-10 finishes — 41

Career Earnings: \$1,800,654

## OTHER PROMINENT MEMBERS OF THE PGA TOUR

**LYLE, Sandy** Birthdate February 9, 1958 Birthplace Shrewbury, England Residence United Kingdom and Ponte Vedra Beach, FL Height 6-0 Weight 187 Family Wife, Jolande; Stuart (1983), James (1986), Alexandra (1993) Special Interests Motorcycles, cars, airplanes Turned Professional 1977 Other Information Winner of 25 tournaments worldwide, including five on the PGA TOUR. Winner of 1985 British Open and 1988 Masters Tournament. Finished seventh on 1988 PGA TOUR money list after winning three times. Won individual title at 1980 World Cup of Golf. Member of five consecutive European Ryder Cup teams (1979-81-83-85-87) and the 1977 Great Britain/Ireland Walker Cup team. Awarded Member of British Empire. After becoming first British winner of Masters Tournament, put Scottish dish "haggis" on menu at Champions' Dinner the next year.



Exempt Status: Past Champion

Playoff Record: 3-1

TOUR VICTORIES: 5 — 1986 Greater Greensboro. 1987 TOURNAENT PLAYERS CHAMPIONSHIP. 1988 Phoenix Open, KMart Greater Greensboro Open, Masters Tournament.

Money And Position: 1980 — \$ 8,950 — 175 1987 — \$286,176 — 34 1994 — \$ 47,538 — 191  
1981 — \$ 2,350 — 225 1988 — \$726,934 — 7 1995 — \$ 22,908 — 235  
1982 — \$ 804 — 284 1989 — \$292,293 — 43 1996 — \$ 94,490 — 168  
1983 — \$ 0 1990 — \$ 51,280 — 175 1997 — \$ 71,860 — 183  
1984 — \$ 15,532 — 169 1991 — \$ 59,794 — 166 1998 — \$176,354 — 146  
1985 — \$ 40,452 — 132 1992 — \$ 73,459 — 154  
1986 — \$143,415 — 64 1993 — \$ 86,121 — 153

Best 1998 Finish: T7—Bell Canadian Open.

1998 Summary: Tournaments entered — 23; in money — 9; top-10 finishes — 1

Career Summary: Tournaments entered — 205; in money — 120; top-10 finishes — 20

Career Earnings: \$2,200,709

## M

**MAGINNES, John (muh-GIHN-us)** Birthdate July 14, 1968 Birthplace Atlanta, GA Residence Greensboro, NC; plays out of Sedgfield, CC Height 6-0 Weight 210 Family Wife, Dena; Jack Bristol (11/14/98) College East Carolina University Special Interests Reading, sports 1991 Q School Other Information Named NIKE TOUR Player of the Month for July 1998. Earned his second career NIKE TOUR title in wire-to-wire fashion at the NIKE Dakota Dunes Open. First victory came at 1995 NIKE San Jose Open. Made cut in all eight 1998 PGA TOUR events he played. Career-best PGA TOUR finish came at 1996 Buick Challenge, where he tied for second, losing in a playoff to Michael Bradley. Named his son Jack Bristol, saying he didn't want him to be named after any character that might appear on the TV show "Melrose Place." He once said, "This is the greatest job in the world. I just wish I could do it better."



Exempt Status: 5th on 1998 NIKE TOUR money list.

Playoff Record: 0-1

Best-Ever Finish: T2 — 1996 Buick Challenge.

Money And Position: 1992 — \$ 0 1996 — \$184,065 — 113 1998 — \$172,165 — 153  
1995 — \$2,807 — 324 1997 — \$110,166 — 164

Best 1998 Finish: T5—Deposit Guaranty Golf Classic.

1998 Summary: Tournaments entered — 8; in money — 8; top-10 finishes — 1

Career Summary: Tournaments entered — 73; in money — 37; top-10 finishes — 3

Career Earnings: \$469,203

**MALTBIE, Roger (MALT-bee)** Birthdate 6/30/51 Birthplace Modesto, CA Residence Los Gatos, CA Height 5-10 Weight 200 Family Wife, Donna; Spencer Davis (3/3/87), Parker Travis (3/12/90) College San Jose State University Special Interests Music, 49ers football Turned Professional 1973 Q School 1974 Other Information During rookie year on TOUR, won back-to-back titles at 1975 Quad Cities Open and Pleasant Valley Classic. Won unofficial 1980 Magnolia Classic in Hattiesburg, MS. Member of NBC-TV golf coverage team. Big San Francisco 49ers fan and possessor of Super Bowl rings given him by Ed DeBartolo, Jr. Has undergone two shoulder surgeries during playing career. Winner of 1972 and 1973 Northern California Amateurs and 1974 California State Open.



Exempt Status: Past Champion

Playoff Record: 2-1

PGA TOUR Victories: 5—1975 Ed McMahon-Jaycees Quad Cities Open, Pleasant Valley Classic. 1976 The Memorial Tournament. 1985 Manufacturers Hanover Westchester Classi, NEC World Series of Golf.

Money And Position: 1975 — \$ 81,035 — 23 1983 — \$ 75,751 — 70 1991 — \$ 37,962 — 188  
1976 — \$117,737 — 18 1984 — \$118,128 — 56 1992 — \$109,742 — 125  
1977 — \$ 51,727 — 59 1985 — \$360,554 — 8 1993 — \$155,454 — 103  
1978 — \$ 12,440 — 130 1986 — \$213,206 — 40 1994 — \$ 67,686 — 174  
1979 — \$ 9,796 — 156 1987 — \$157,023 — 65 1995 — \$ 61,664 — 187  
1980 — \$ 38,626 — 86 1988 — \$150,602 — 77 1996 — \$ 48,800 — 199  
1981 — \$ 75,009 — 59 1989 — \$134,333 — 105 1997 — \$ 0  
1982 — \$ 77,067 — 56 1990 — \$ 58,536 — 169 1998 — \$ 0

Best 1998 Finish: Did not make a cut on 1998 PGA TOUR

1998 Summary: Tournaments entered — 2; in money — 0; top-10 finishes — 0

Career Summary: Tournaments entered — 477; in money — 327; top-10 finishes — 55

Career Earnings: \$2,212,879



## OTHER PROMINENT MEMBERS OF THE PGA TOUR

**MAST, Dick** Birthdate March 23, 1951 Birthplace Bluffton, OH Residence Winter Garden, FL; plays out of Cypress Creek GC Height 5-10 Weight 180 Family Wife, Roberta; Richard (4/9/79), Joshua (4/1/83), Caleb (6/11/86), Jonathan (3/14/89), Jacob (12/5/90), Jesse (11/5/97) College St. Petersburg Junior College (1972, Business) Special Interests Family, all sports Turned Professional 1972 Q School Fall 1973, Fall 1977, Fall 1978, 1985, 1990 Other Information Three-time winner on the Ben Hogan Tour in 1990, capturing titles at the Mississippi Gulf Coast Classic, Pensacola Open and Ft. Wayne Open. Finished No. 3 on the final money list to earn his PGA TOUR card. Also a member of the NIKE TOUR in 1995. Played in 11 NIKE TOUR events in 1998. Best finish was T3 at the NIKE Knoxville Open, where he shot rounds of 68-71-65-67 to finish 17-under-par and miss a playoff by one stroke.



**Exempt Status:** Veteran Member

**Best Career PGA TOUR Finish:** 2 — 1992 Greater Milwaukee Open

<b>Money And Position:</b>	1974 — \$6,622 — 150	1985 — \$ 2,887 — 219	1992 — \$150,847 — 98
	1975 — \$ 281 — 271	1986 — \$ 79,389 — 109	1993 — \$210,125 — 82
	1977 — \$4,387 — 189	1987 — \$ 90,768 — 103	1994 — \$129,822 — 131
	1979 — \$5,715 — 185	1988 — \$128,568 — 93	1995 — \$ 26,623 — 231
	1981 — \$2,595 — 221	1989 — \$ 38,955 — 173	1996 — \$ 6,560 — 302
	1982 — \$3,647 — 230	1990 — \$ 4,200 — 252	1997 — \$ 62,823 — 194
	1983 — \$ 0	1991 — \$ 17,274 — 216	1998 — \$ 9,893 — 276

**Best 1998 Finish:** T48—Deposit Guaranty Golf Classic

**1998 Summary:** Tournaments entered — 8; in money — 3; top-10 finishes — 0

**Career Summary:** Tournaments entered — 303; in money — 166; top-10 finishes — 14

**Career Earnings:** \$981,979

**McCORD, Gary** Birthdate 5/23/48 Birthplace San Gabriel, CA Residence Scottsdale, AZ Height 6-2 Weight 185 Family Wife, Diane College University of California-Riverside (1971, Economics) Special Interest Acceleration Turned Professional 1971 Joined TOUR Fall 1973, Fall 1982 Other Information Two-time All-American. 1970 NCAA Division II champion. Winner 1991 Ben Hogan Gateway Open. Color analyst on CBS golf telecasts. Operates Kostis-McCord Teaching Center in Scottsdale, AZ with Peter Kostis. Served as technical consultant for and appeared in Kevin Costner movie "Tin Cup." Author of two books, *Golf for Dummies* and *Just a Range Ball in a Box of Titleists*. Currently working on second edition of *Golf for Dummies*. Plans to produce a motion picture about the life of noted gambling golfer "Titanic" Thompson.



**Exempt Status:** Veteran Member

**Best Career PGA TOUR Finish:** 2 — 1975 Greater Milwaukee Open; T2 — 1977 Greater Milwaukee Open.

<b>Money And Position:</b>	1973 — \$ 499 — 265	1982 — \$27,380 — 131	1991 — \$ 7,365 — 241
	1974 — \$32,140 — 76	1983 — \$55,756 — 94	1992 — \$64,503 — 160
	1975 — \$43,028 — 59	1984 — \$68,213 — 86	1993 — \$16,456 — 225
	1976 — \$26,480 — 84	1985 — \$32,198 — 140	1994 — \$25,602 — 216
	1977 — \$46,318 — 65	1986 — \$27,747 — 160	1995 — \$15,813 — 245
	1978 — \$15,280 — 118	1987 — \$ 3,689 — 240	1996 — \$ 2,548 — 357
	1979 — \$36,843 — 105	1988 — \$15,502 — 204	1997 — \$ 2,880 — 332
	1980 — \$13,521 — 151	1989 — \$29,629 — 181	1998 — \$ 0
	1981 — \$20,722 — 131	1990 — \$32,249 — 191	

**Best 1998 Finish:** Did not make a cut on 1998 PGA TOUR

**1998 Summary:** Tournaments entered — 3; in money — 0; top-10 finishes — 0

**Career Summary:** Tournaments entered — 376; in money — 242; top-10 finishes — 24

**Career Earnings:** \$662,359

**McGOVERN, Jim** Birthdate 2/5/65 Birthplace Teaneck, NJ Residence Oradell, NJ; plays out of Hackensack GC Height 6-2 Weight 195 Family Wife, Lauren; Melaine Sue (2/5/95), Emily Therese (4/6/96) College Old Dominion University Special Interest All sports Turned Professional 1988 Q School 1991, 1996, 1997 Other Information Birdied second playoff hole to defeat John Huston and claim 1993 Shell Houston Open. Won Lake City, Texarkana and New Haven Opens en route to second-place finish on 1990 Ben Hogan Tour money list. Winner 1994 Diners Club Matches with Jeff Maggert. Brother Rob played linebacker in NFL. Jim and his family were honored with the Metropolitan Golf Writers Family of the Year Award for 1996.



**Exempt Status:** Past Champion

**Playoff Record:** 1-0

**PGA TOUR Victories:** 1 — 1993 Shell Houston Open

<b>Money And Position:</b>	1989 — \$ 0	1993 — \$587,495 — 27	1996 — \$116,727 — 154
	1991 — \$ 88,869 — 141	1994 — \$227,764 — 79	1997 — \$140,756 — 144
	1992 — \$169,888 — 92	1995 — \$402,587 — 44	1998 — \$106,726 — 180

**Best 1998 Finish:** T25—Kemper Open, CVS Charity Classic.

**1998 Summary:** Tournaments entered — 28; in money — 18; top-10 finishes — 0

**Career Summary:** Tournaments entered — 255; in money — 143; top-10 finishes — 10

**Career Earnings:** \$1,840,811

## OTHER PROMINENT MEMBERS OF THE PGA TOUR

**McROY, Spike** Birthdate May 20, 1968 Birthplace Huntsville, AL Residence Huntsville, AL Height 5-10 Weight 135 Family Wife, Rica College University of Alabama (1991, Corporate Finance) Special Interests Guitar, fishing, stock market Turned Professional 1991 Q School 1996, 1997 Other Information Winner of the 1990 Cajun Classic, 1992 Alabama Open and two Hooters Tour events. Played Ben Hogan Tour (now NIKE TOUR) in 1991, finishing 188th on the money list. Runner-up to Rafael Alarcon at 1997 Compaq World Putting Championship. Full name is Robert Lynn McRoy, Jr.



Exempt Status: 145th on 1998 PGA TOUR money list

Best-Ever Finish: T6— 1998 Buick Invitational.

Money And Position: 1991 — \$0 1997 — \$ 66,274 — 190 1998 — \$ 179,770 — 145

Best 1998 Finish: T6—Buick Invitational.

1998 Summary: Tournaments entered — 32; in money — 12; top-10 finishes — 1

Career Summary: Tournaments entered — 60; in money — 19; top-10 finishes — 1

Career Earnings: \$246,044

**MILLER, Johnny** Birthdate 4/29/47 Birthplace San Francisco, CA Residence Napa, CA Height 6-2 Weight 180 Family Wife, Linda Strouse; John S. (6/2/70), Kelly (12/26/72), Cati (7/30/74) Scott (5/12/76), Brent (2/3/78), Todd (1/22/80); five grandchildren College Brigham Young University (Physical Education, 1969) Special Interests Fishing, church activities, course architecture, golf club design. Turned Professional 1969 Q School Spring 1969 Other Information PGA TOUR's leading money-winner in 1974, only player other than Jack Nicklaus or Tom Watson to win money title between 1971 and 1980. Member 1975 and 1981 Ryder Cup teams, where he compiled 2-2-2 record. Played on 1973-75-80 World Cup teams. 1974 PGA Player of Year. Winner 1964 U.S. Junior Amateur Championship. Won five international events. Ranks fifth on all-time list with eight victories in single season (1974). Golf analyst for NBC. First player elected to PGA TOUR Hall of Fame, part of Word Golf Hall of Fame, in 1996. Miller Family recipient of 1997 Jack Nicklaus Golf Family of Year Award presented by National Golf Foundation.



Exempt Status: Past Champion

Playoff Record: 1-5

PGA TOUR Victories: 24 — 1971 Southern Open, 1972 Heritage Classic, 1973 U.S. Open, 1974 Bing Crosby Pro-Am, Phoenix Open, Dean Martin-Tucson Open, Heritage Classic, Tournament of Champions, Westchester Classic, World Open, Kaiser International, 1975 Phoenix Open, Dean Martin-Tucson Open, Bob Hope Desert Classic, Kaiser International, 1976 NBC Tucson Open, Bob Hope Desert Classic, 1980 Jackie Gleason Invitational, 1981 Joe Garagiola Tucson Open, Glen Campbell Los Angeles Open, 1982 Wickes Andy Williams San Diego Open, 1983 Honda Invitational, 1987 AT&T Pebble Beach National Pro-Am, 1994 AT&T Pebble Beach National Pro-Am.

Money And Position: 1969 — \$ 8,203 — 125	1979 — \$ 49,266 — 79	1989 — \$ 66,174 — 150
1970 — \$ 49,270 — 37	1980 — \$127,117 — 30	1990 — \$ 8,900 — 235
1971 — \$ 80,459 — 18	1981 — \$193,167 — 12	1991 — \$ 2,864 — 269
1972 — \$ 95,350 — 18	1982 — \$169,065 — 20	1992 — \$ 4,312 — 269
1973 — \$124,766 — 9	1983 — \$230,186 — 14	1993 — \$ 0
1974 — \$346,302 — 1	1984 — \$139,422 — 47	1994 — \$225,000 — 81
1975 — \$226,119 — 2	1985 — \$126,616 — 64	1995 — \$ 0
1976 — \$135,888 — 14	1986 — \$ 71,444 — 118	1997 — \$ 0
1977 — \$ 61,025 — 48	1987 — \$139,398 — 78	
1978 — \$ 17,440 — 112	1988 — \$ 31,989 — 169	

1998 Summary: Did not play PGA TOUR in 1998

Career Summary: Tournaments entered — 383; in money — 332; top-10 finishes — 105

Career Earnings: \$2,747,484

**MIYAMOTO, Katsumasa (CAT-sue-MAH-suh MY-uh-mo-toe)** Birthdate 8/28/72 Birthplace Shizuoka, Japan Residence Chiba Prefecture, Japan Height 5-8 Weight 167 Family Wife, Kayoko College Nihon University (1994) Turned Professional 1995 Q School 1998 Other Information Member of PGA Tour of Japan from 1996-98. Had 14 top-10 finishes in 57 starts during that span, including two victories in 1998: Tsuruya Open in April and Golf Nippon Hitachi Cup in December.



Exempt Status: 25th at 1998 PGA TOUR National Qualifying Tournament

Best-Ever Finish: T65 — 1995 Kmart Greater Greensboro Open.

Money And Position: 1995 — \$3,075 — 319

1998 Summary: Did not play PGA TOUR in 1998

Career Summary: Tournaments entered — 1; in money — 1; top-10 finishes — 0

Career Earnings: \$3,075

## OTHER PROMINENT MEMBERS OF THE PGA TOUR

**MORSE, John** Birthdate 2/16/58 Birthplace Marshall, MI Residence Casselberry, FL; plays out of Marshall (MI) CC Height 5-10 Weight 180 Family Wife, Kelly; Christina (7/31/92) College University of Michigan Special Interest Fishing Turned Professional 1981 Q School 1997 Other Information Won 1995 United Airlines Hawaiian Open with closing 68 to defeat Tom Lehman and Duffy Waldorf by three strokes. Closed with 70 to finish fourth in 1996 U.S. Open at Oakland Hills CC in home state of Michigan. Earned first TOUR card by finishing fifth on 1994 NIKE TOUR money list. Winner of 1993 NIKE New England Classic. Played Australasian Tour from 1989-92. Winner 1990 Australian Open in playoff over Craig Parry. Big 10 champion at University of Michigan.



Exempt Status: Past Champion

PGA TOUR Victories: 1 — 1995 United Airlines Hawaiian Open.

Money And Position:	1984 — \$ 0	1991 — \$ 9,117 — 230	1996 — \$322,090 — 64
	1987 — \$ 0	1994 — \$146,137 — 122	1997 — \$161,363 — 134
	1988 — \$ 0	1995 — \$416,803 — 42	1998 — \$ 43,140 — 210

Best 1998 Finish: T17—Quad City Classic.

1998 Summary: Tournaments entered — 23; in money — 7; top-10 finishes — 0

Career Summary: Tournaments entered — 137; in money — 67; top-10 finishes — 7

Career Earnings: \$1,098,649

**MOSS, Perry** Birthdate July 12, 1969 Birthplace Shreveport, LA Residence Shreveport, LA Height 6-0 Weight 210 Family Single College Louisiana State University Special Interests Fishing, hunting, tennis Turned Professional 1991 Q School Other Information Had two second-place finishes and one third-place on the 1998 NIKE TOUR. Led the NIKE TOUR in greens in regulation (72.0%) in 1998. Was not member of PGA TOUR or NIKE TOUR in 1997. One of only 10 players in NIKE TOUR history to win a tournament after gaining entry into the event through Monday's open qualifying, which he accomplished at the 1992 Texarkana Open. Was co-medalist at the 1992 PGA TOUR Qualifying Tournament.



Exempt Status: 39th at 1998 PGA TOUR National Qualifying Tournament

Best-Ever Finish: T21— 1993 B.C. Open.

Money And Position: 1993 — \$63,565 — 171 1998 — \$ 0

Best 1998 Finish: Did not make a cut on 1998 PGA TOUR

1998 Summary: Tournaments entered — 1; in money — 0; top-10 finishes — 0

Career Summary: Tournaments entered — 30; in money — 16; top-10 finishes — 0

Career Earnings: \$63,565

**MURPHY, Sean (SHAWN)** Birthdate August 17, 1965 Birthplace Des Moines, IA Residence Lovington, NM Height 5-8 Weight 155 Family Single College University of New Mexico Special Interests Music, theatre, working with handicapped children, sports Turned Professional 1988 Q School 1989, 1990 Other Information Earned PGA TOUR membership via the NIKE TOUR money list for the third time with his 12th-place finish in 1998. Holds NIKE TOUR records for most career victories with six and most victories in a season with four in 1993. Also has six runner-up finishes to his credit. Enters 1999 season as NIKE TOUR's all-time leading money-winner: \$524,784. Says playing in 1996 British Open was one of his greatest experiences in golf. Western Athletic Conference Player of the Year in 1988. Winner of 1982 and 1984 New Mexico High School State Championship. First-team all-state punter on high school football team; also played free safety and quarterback. Donated portion of winner's check at 1993 NIKE Utah Classic to tournament's charity, Special Olympics.



Exempt Status: 12th on 1998 NIKE TOUR money list

Best-Ever Finish: T8 — 1994 Las Vegas Invitational.

Money And Position:	1990 — \$19,705 — 211	1994 — \$97,597 — 156	1997 — \$24,700 — 235
	1991 — \$24,187 — 203	1995 — \$40,115 — 215	
	1993 — \$ 0	1996 — \$86,394 — 173	

1998 Summary: Did not play PGA TOUR in 1998

Career Summary: Tournaments entered — 111; in money — 48; top-10 finishes — 1

Career Earnings: \$292,697

## OTHER PROMINENT MEMBERS OF THE PGA TOUR

### N

**NORTH, Andy** Birthdate 3/9/50 Birthplace Thorpe, WI Residence Madison, WI Height 6-4 Weight 200 Family Wife, Susan; Nichole (11/30/74), Andrea (8/22/78) College University of Florida (1972) Special Interest All sports Turned Professional 1972 Q School Fall 1972 Other Information With victories in two U.S. Opens, one of only 17 men to win that event more than once. Winner 1969 Wisconsin State Amateur and 1971 Western Amateur. Three-time All-American at University of Florida. Member 1978 World Cup and 1985 Ryder Cup teams. Turned to golf in seventh grade because bone in knee stopped growing and was disintegrating, causing him to give up football and basketball. Later returned to basketball, earning all-state honors. Golf commentator for ESPN.



**Exempt Status:** Past Champion

**PGA TOUR Victories:** 3 — 1977 American Express-Westchester Classic. 1978 U.S. Open. 1985 U.S. Open.

**Money And Position:** 1972 — \$ 923 — 259 1981 — \$111,401 — 30 1990 — \$99,651 — 137

1973 — \$ 44,890 — 64 1982 — \$ 82,698 — 50 1991 — \$24,653 — 201

1974 — \$ 55,455 — 43 1983 — \$ 52,416 — 99 1992 — \$16,360 — 218

1975 — \$ 44,730 — 53 1984 — \$ 22,131 — 149 1993 — \$14,500 — 230

1976 — \$ 71,267 — 37 1985 — \$212,268 — 24 1994 — \$ 3,165 — 292

1977 — \$116,794 — 18 1986 — \$ 41,652 — 146 1995 — \$ 0

1978 — \$150,398 — 14 1987 — \$ 42,876 — 163 1996 — \$ 0

1979 — \$ 73,873 — 54 1988 — \$ 10,759 — 212 1997 — \$ 0

1980 — \$ 55,212 — 70 1989 — \$ 13,620 — 204 1998 — \$ 0

**Best 1998 Finish:** Did not make a cut on 1998 PGA TOUR

**1998 Summary:** Tournaments entered — 1; in money — 0; top-10 finishes — 0

**Career Summary:** Tournaments entered — 477; in money — 314; top-10 finishes — 50

**Career Earnings:** \$1,361,689

### O

**O'GRADY, Mac** Birthdate 4/26/51 Birthplace Minneapolis, MN Residence Palm Springs, CA Height 6-0 Weight 165 Family Wife, Fumiko Aoyagi College Santa Monica Junior College Special Interests Modern times, sciences, history Turned Professional 1972 Q School 1982 Other Information Beginning in 1971, went through Qualifying School 17 times (spring and fall) before earning TOUR playing privileges. Real name is Phil McGleno, which he changed to Phillip McClelland O'Grady in 1978. Started to caddy in Los Angeles at age 12, now is a frequently sought swing guru. Plays righthanded and putts lefthanded.



**Exempt Status:** Past Champion

**Playoff Record:** 1-0

**PGA TOUR Victories:** 2 — 1986 Canon-Sammy Davis Jr.-Greater Hartford Open. 1987 MONY Tournament of Champions.

**Money And Position:** 1981 — \$ 645 — 287 1988 — \$116,153 — 98 1994 — \$2,409 — 306

1983 — \$ 50,379 — 102 1989 — \$ 40,090 — 170 1995 — \$1,540 — 357

1984 — \$ 41,143 — 120 1990 — \$ 0 1996 — \$ 0

1985 — \$223,808 — 20 1991 — \$ 14,102 — 220 1997 — \$3,078 — 329

1986 — \$256,344 — 26 1992 — \$ 2,030 — 305 1998 — \$ 0

1987 — \$285,109 — 35 1993 — \$ 10,429 — 240

**Best 1998 Finish:** Did not make a cut on 1998 PGA TOUR

**1998 Summary:** Tournaments entered — 8; in money — 0; top-10 finishes — 0

**Career Summary:** Tournaments entered — 236; in money — 105; top-10 finishes — 18

**Career Earnings:** \$1,047,259

**OGILVIE, Joe (OH-gihl-vee)** Birthdate April 8, 1974 Birthplace Lancaster, OH Residence Lancaster, OH; plays out of Lancaster CC and New Albany CC, New Albany, OH Height 5-10 Weight 140 Family Single College Duke University (1996, Economics) Special Interests Travel, financial markets Turned Professional 1996 Joined TOUR 1999 Other Information Two-time winner on 1998 NIKE TOUR with victories at the NIKE Monterrey Open and NIKE Greensboro Open. One of only two players to play all 30 events on 1998 NIKE TOUR. Says his father got him started in golf. Lists Warren Buffet and Bill Gates as his heroes. Follows the stock market extensively.



**Exempt Status:** 3rd on 1998 NIKE TOUR money list.

**Best 1998 Finish:** Did not make a cut on 1998 PGA TOUR

## OTHER PROMINENT MEMBERS OF THE PGA TOUR

**OGRIN, David (OH-grin)** Birthdate December 31, 1957 Birthplace Waukegan, IL Residence Garden Ridge, TX Height 6-0 Weight 220 Family Wife, Sharon; Amy (6/20/88), Jessica (9/6/89), Dana (3/6/92), Clark Addison (10/18/93) College Texas A&M (1980, Economics) Special Interests Christianity, children, Chicago Cubs Turned Professional 1980 Q School Fall 1982, 1992 Other Information After 14 years and 405 tournaments, earned his first career title at 1996 LaCantera Texas Open. Part of six-man playoff, largest in TOUR history, won by Neal Lancaster at 1994 GTE Byron Nelson Classic. Also lost playoff to Hal Sutton in 1985 St. Jude Classic. Won unofficial Deposit Guaranty Golf Classic in 1987. Winner of 1980 Illinois Open and 1989 Chrysler Team Championship with Ted Schulz. Big Chicago Cubs fan, named his son Clark Addison after two streets that adjoin Wrigley Field. Had childhood ambition of being a switch-hitting catcher. Given his first gold club at age two. Met wife Sharon at 1985 Texas Open and married her at 1986 event.



**Exempt Status:** 130th on 1998 PGA TOUR money list

**TOUR VICTORIES:** 2—1987 Deposit Guaranty. 1996 LaCantera Texas Open.

**Money And Position:**

1983 — \$ 36,003 — 121	1989 — \$234,196 — 59	1995 — \$151,419 — 123
1984 — \$ 45,461 — 113	1990 — \$ 64,190 — 167	1996 — \$537,225 — 34
1985 — \$ 76,294 — 95	1991 — \$ 8,024 — 235	1997 — \$593,683 — 36
1986 — \$ 75,245 — 113	1992 — \$ 33,971 — 193	1998 — \$219,523 — 130
1987 — \$ 80,149 — 110	1993 — \$155,016 — 104	
1988 — \$138,807 — 86	1994 — \$199,199 — 92	

**Best 1998 Finish:** T14—Greater Milwaukee Open.

**1998 Summary:** Tournaments entered — 29; in money — 22; top-10 finishes — 0

**Career Summary:** Tournaments entered — 463; in money — 261; top-10 finishes — 32

**Career Earnings:** \$2,648,405

## P

**PAPPAS, Deane** Birthdate December 12, 1967 Birthplace Phalaborwa, South Africa Height 5-11 Weight 175 Residence Fayetteville, AR Family Single College University of Arkansas Special Interests Fishing Turned Professional 1992 Q School 1998 Other Information Had six top-10 finishes in his first seven events on the 1998 NIKE TOUR, including a T3 at the NIKE Shreveport Open. Was at par-or-better in 21 of his first 25 rounds. Member of the NIKE TOUR since 1996. Played South African Tour in 1997, making four cuts in five events, with T3 at San Lameer South African Masters and T5 at FNB Players Championship his top finishes. Has played in six PGA TOUR events, with T31 at 1993 B.C. Open his only cut made. Three-time first-team All-America selection at Arkansas, where he was a teammate of John Daly.



**Exempt Status:** 3rd at 1998 PGA TOUR National Qualifying Tournament

**Best-Ever Finish:** T31—1993 B.C. Open.

**Money And Position:** 1992 — \$ 0 1993 — \$4,537 — 274 1994 — \$ 0

**1998 Summary:** Did not play PGA TOUR in 1998

**Career Summary:** Tournaments entered — 6; in money — 1; top-10 finishes — 0

**Career Earnings:** \$ 4,537

**PATE, Jerry** Birthdate September 16, 1953 Birthplace Macan, GA Residence Pensacola, FL Height 6-0 Weight 175 Family Wife, Soozie; Jenifer (10/5/78), Wesley Nelson (9/5/80), James Kendrick (10/12/83) College University of Alabama Special Interests Water Skiing Turned Professional 1975 Q School Fall 1975 Other Information Winner 1974 U.S. Amateur, 1974 Florida Amateur, 1976 Pacific Masters, 1977 Mixed Team Championship (with Hollis Stacy). Member 1975 Walker Cup, 1981 Ryder Cup and 1982 U.S. vs. Japan teams. Wife Soozie and Bruce Lietzke's wife Rosemarie are sisters.



**Exempt Status:** Past Champion

**TOUR Victories:** 8— 1976 U.S. Open, Canadian Open. 1977 Phoenix Open, Southern Open. 1978 Southern Open. 1981 Danny Thomas-Memphis Classic, Pensacola Open. 1982 Tournament Players Championship.

**Money And Position:**

1975 — \$ 3,250 — 173	1983 — \$28,890 — 136	1991 — \$ 6,249 — 248
1976 — \$153,103 — 10	1984 — \$41,746 — 118	1992 — \$10,971 — 236
1977 — \$ 98,152 — 27	1985 — \$ 7,792 — 188	1993 — \$ 0
1978 — \$172,999 — 10	1986 — \$ 1,445 — 260	1994 — \$ 6,513 — 268
1979 — \$193,707 — 11	1987 — \$ 2,116 — 265	1995 — \$62,001 — 186
1980 — \$222,976 — 6	1988 — \$10,075 — 213	1998 — \$ 0
1981 — \$280,627 — 6	1989 — \$ 9,168 — 213	
1982 — \$280,141 — 9	1990 — \$26,953 — 200	

**Best 1998 Finish:** Did not make a cut on 1998 PGA TOUR

**1998 Summary:** Tournaments entered — 2; in money — 0; top-10 finishes — 0

**Career Summary:** Tournaments entered — 336; in money — 211; top-10 finishes — 70

**Career Earnings:** \$1,618,874



## OTHER PROMINENT MEMBERS OF THE PGA TOUR

**PAULSON, Dennis** Birthdate September 27, 1962 Birthplace San Gabriel, CA Residence Vista, CA Height 6-0 Weight 200 Family Wife, Linda; Dillon Jay (6/10/97) College San Diego State University Special Interests Hunting, fishing, mountain biking Turned Professional 1988 Q School 1993 Other Information Named NIKE TOUR Player of the Month for April 1998 after earning his first career title at the NIKE Huntsville Open. Member of PGA TOUR in 1994-95. Career-best finish is a tie for fourth at the 1994 Freeport-McMoRan Classic, which featured a course-record 62 during the second round at English Turn G&CC. Ranked second on 1994 PGA TOUR in Driving Distance with an average of 283.0 yards per drive. Former National Long Driving Championship winner. Five career holes-in-one. Posted three wins in 1996 at the Long Beach Open, Wyoming Open and California Open. Winner of 1993 Utah State Open and 1990 California State Open. Played for three years on the Asian Tour and won the 1990 Philippines Open.  
Exempt Status: 6th on 1998 NIKE TOUR money list  
Best-Ever Finish: T4 — 1994 Freeport-McMoRan Classic.  
Money And Position: 1986 — \$ 0 1995 — \$103,411 — 158  
1994 — \$142,515 — 125 1998 — \$ 4,557 — 317  
Best 1998 Finish: T59—Nissan Open.  
1998 Summary: Tournaments entered — 1; in money — 1; top-10 finishes — 0  
Career Summary: Tournaments entered — 60; in money — 24; top-10 finishes — 2  
Career Earnings: \$250,483



**PEOPLES, David** Birthdate 1/9/60 Birthplace Augusta, ME Residence Orlando, FL Height 5-9 Weight 170 Family Wife, Melissa; Andrew David (10/20/89), Benjamin Thomas (6/4/92), Matthew Christopher (1/28/94) College University of Florida Special Interests Family activities, beach activities, sightseeing Turned Professional 1981 Q School 1982, 1983, 1985, 1986, 1987, 1989 Other Information Winner 1979 Florida State Amateur. Medalist at 1989 Qualifying Tournament. Won 1990 Isuzu Kapalua International.  
Exempt Status: Past Champion  
PGA TOUR Victories: 2 — 1991 Buick Southern Open. 1992 Anheuser-Busch Golf Classic.  
Money And Position: 1983 — \$28,446 — 137 1989 — \$ 82,624 — 140 1994 — \$126,918 — 133  
1984 — \$18,124 — 160 1990 — \$259,367 — 57 1995 — \$ 86,679 — 169  
1986 — \$37,668 — 154 1991 — \$414,346 — 35 1996 — \$ 32,385 — 215  
1987 — \$31,234 — 180 1992 — \$539,531 — 25 1997 — \$ 13,740 — 253  
1988 — \$65,537 — 139 1993 — \$105,309 — 142 1998 — \$ 24,994 — 236  
Best 1998 Finish: T20—Buick Challenge.  
1998 Summary: Tournaments entered — 9; in money — 3; top-10 finishes — 0  
Career Summary: Tournaments entered — 379; in money — 200; top-10 finishes — 21  
Career Earnings: \$1,866,901



**PFEIL, Mark (FILE)** Birthdate 7/18/51 Birthplace Chicago Heights, IL Residence La Quinta, CA Height 5-11 Weight 175 Family Wife, Diana; Kimberly Ann (9/19/80), Kathryn (8/23/84) College University of Southern California Special Interest Family activities Turned Professional 1974 Joined TOUR Fall 1975 and Fall 1976 Other Information Member 1973 Walker Cup team. All-American 1973, 1974. Winner 1972, 1974 Pacific Coast Amateur, 1973 Southern California Amateur, 1974 PAC-8. Winner 1983 Anderson-Pacific Classic (TPS), 1991 Concord General Pro-Am.  
Exempt Status: Past Champion  
PGA TOUR Victories: 1 — 1980 Tallahassee Open  
Money And Position: 1976 — \$ 439 — 264 1984 — \$101,878 — 69 1992 — \$ 2,495 — 287  
1977 — \$ 9,924 — 151 1985 — \$ 54,098 — 116 1993 — \$ 9,100 — 242  
1978 — \$13,943 — 124 1986 — \$ 67,488 — 122 1994 — \$ 1,435 — 326  
1979 — \$18,963 — 125 1987 — \$ 11,882 — 203 1995 — \$ 2,890 — 323  
1980 — \$52,704 — 73 1988 — \$ 6,057 — 235 1996 — \$23,510 — 235  
1981 — \$28,950 — 114 1989 — \$ 0 1997 — \$ 9,912 — 274  
1982 — \$62,633 — 73 1990 — \$ 3,383 — 260 1998 — \$ 6,225 — 302  
1983 — \$85,477 — 66 1991 — \$ 0  
Best 1998 Finish: T58—B.C. Open.  
1998 Summary: Tournaments entered — 5; in money — 2; top-10 finishes — 0  
Career Summary: Tournaments entered — 330; in money — 189; top-10 finishes — 12  
Career Earnings: \$573,387



## OTHER PROMINENT MEMBERS OF THE PGA TOUR

**POHL, Dan (POLE)** Birthdate 4/1/55 Birthplace Mt. Pleasant, MI Residence Phoenix, AZ Height 5-11 Weight 175 Family Wife, Mitzi; Michelle (2/2/78), Joshua Daniel (9/10/84), Taylor Whitney (9/10/86) College University of Arizona Special Interests Fishing, hunting Turned Professional 1977 Q School Spring 1978, 1979 Other Information Career has been sidetracked by numerous injuries, necessitating surgeries on back (1989), both knees (1994) and neck (1995). Despite setbacks has two TOUR victories. Winner 1987 Vardon Trophy, 1987 All-Around category and 1988 Epson Stats Match. Lost playoff to Craig Stadler in 1982 Masters.



Exempt Status: Past Champion

Playoff Record: 1-2

PGA TOUR Victories: 2 — 1986 Colonial National Invitation, NEC World Series of Golf.

Money And Position: 1978 — \$ 1,047 — 237 1985 — \$198,829 — 27 1993 — \$ 97,830 — 146  
 1979 — \$ 38,393 — 99 1986 — \$463,630 — 5 1994 — \$ 21,734 — 221  
 1980 — \$105,008 — 44 1987 — \$465,269 — 17 1995 — \$166,219 — 117  
 1981 — \$ 94,303 — 42 1988 — \$396,400 — 27 1996 — \$100,562 — 162  
 1982 — \$ 97,213 — 40 1989 — \$195,789 — 74 1997 — \$ 12,047 — 260  
 1983 — \$ 89,830 — 62 1991 — \$163,438 — 95 1998 — \$ 11,523 — 266  
 1984 — \$182,653 — 32 1992 — \$131,486 — 110

Best 1998 Finish: T53—MasterCard Colonial.

1998 Summary: Tournaments entered — 9; in money — 3; top-10 finishes — 0

Career Summary: Tournaments entered — 404; in money — 293; top-10 finishes — 70

Career Earnings: \$3,033,203

**POOLEY, Don** Birthdate August 27, 1951 Birthplace Phoenix, AZ Residence Tucson, AZ; plays out of LaPalma CC Height 6-3 Weight 185 Family Wife, Margaret; Lynn (1/19/80), Kerri (5/19/82) College University of Arizona Special Interests Basketball, Lynn and Kerri's sporting events Turned Professional 1973 Q School Fall 1975, 1976 Other Information Member of the PGA TOUR since 1976. First victory came at 1980 B.C. Open, where he fired a final-round 68 to defeat Peter Jacobsen by one stroke. Overcame four-stroke deficit to win 1987 Memorial Tournament. Made Million-Dollar Hole-in-One at 1987 Bay Hill Classic. 192-yard 4-iron hit 17th hole flagstick two feet above cup and dropped in. Arnold Palmer Children's Hospital received \$500,000. Winner of 1992 Amoco Centel Championship. Winner of 1985 Vardon Trophy and PGA TOUR putting leader in 1988.



Exempt Status: Past Champion

TOUR VICTORIES: 2 1980 B.C. Open. 1987 Memorial Tournament.

Money And Position: 1976 — \$ 2,139 — 204 1984 — \$120,699 — 54 1992 — \$135,683 — 107  
 1977 — \$ 24,507 — 95 1985 — \$162,094 — 46 1993 — \$123,105 — 122  
 1978 — \$ 31,945 — 85 1986 — \$268,274 — 22 1994 — \$ 76,978 — 171  
 1979 — \$ 6,932 — 172 1987 — \$450,005 — 18 1995 — \$226,804 — 82  
 1980 — \$157,973 — 18 1988 — \$239,534 — 46 1996 — \$ 94,351 — 169  
 1981 — \$ 75,730 — 58 1989 — \$214,662 — 66 1997 — \$312,660 — 78  
 1982 — \$ 87,962 — 49 1990 — \$192,570 — 83 1998 — \$ 48,547 — 205  
 1983 — \$145,979 — 36 1991 — \$ 67,549 — 156

Best 1998 Finish: T31—MCI Classic.

1998 Summary: Tournaments entered — 20; in money — 9; top-10 finishes — 0

Career Summary: Tournaments entered — 522; in money — 347; top-10 finishes — 80

Career Earnings: \$3,266,681

**PRIDE, Dicky** Birthdate July 15, 1969 Birthplace Tuscaloosa, AL Residence Orlando, FL Height 6-0 Weight 175 Family Wife, Kim College University of Alabama Special Interests Basketball, reading, University of Alabama football Turned Professional 1993 Q School 1993, 1998 Other Information Won the 1994 FedEx St. Jude Classic during his rookie season on the PGA TOUR. Semifinalist at 1991 U.S. Amateur. Two-time All-Southeastern Conference at University of Alabama, where he didn't play golf as a freshman and saw no action as a sophomore walk-on.



Exempt Status: 33rd at 1998 PGA TOUR National Qualifying Tournament

Playoff Record: 1-0

PGA TOUR Victories: 1—1994 Federal Express St. Jude Classic.

Money And Position: 1992 — \$ 0 1995 — \$ 97,712 — 161 1997 — \$45,830 — 207  
 1994 — \$305,769 — 57 1996 — \$167,852 — 125 1998 — \$27,680 — 234

Best 1998 Finish: T27—BellSouth Classic.

1998 Summary: Tournaments entered — 26; in money — 4; top-10 finishes — 0

Career Summary: Tournaments entered — 144; in money — 49; top-10 finishes — 5

Career Earnings: \$644,842

## OTHER PROMINENT MEMBERS OF THE PGA TOUR

**PURDY, Ted** Birthdate August 15, 1973 Birthplace Phoenix, AZ Residence Scottsdale, AZ; plays out of Moon Valley CC Height 5-10 Weight 160 Family Single College University of Arizona (1996, Business) Special Interests: Stock market Turned Professional 1996 Other Information 1997 Indian Masters Champion. Named 1997 Rookie of the Year on the Asian Omega PGA Tour. Winner of the Arizona State Amateur championship. Says his mother and grandfather started him in the game of golf while he was still in diapers.  
Exempt Status: 16th at 1998 PGA TOUR National Qualifying Tournament  
Best 1998 Finish: Did not make a cut on 1998 PGA TOUR




### Q

**QUIGLEY, Brett** Birthdate August 18, 1969 Birthplace Ft. Devens, MA Residence West Palm Beach, FL; plays out of Rhode Island CC, Barrington, RI Height 5-11 Weight 160 Family Single College University of South Carolina (1991) Special Interests Surfing, reading, cars, motorcycles Turned Professional 1991 Other Information Captured the 1996 NIKE Philadelphia Classic en route to finishing No. 5 on that year's money list. Winner of 1987 U. S. Junior Amateur and 1990 Rhode Island Amateur. Named Academic All-American in 1990 and 1991. Caddied for his uncle, Dana Quigley, now a member of the SENIOR PGA TOUR, when Dana fired a 61 at the 1981 Greater Hartford Open.  
Exempt Status: 127th on 1998 PGA TOUR money list  
Best-Ever Finish: T4 — 1998 United Airlines Hawaiian Open.  
Money And Position: 1991 — \$1,990 — 298 1997 — \$172,023 — 128  
1992 — \$ 0 1998 — \$224,076 — 127  
Best 1998 Finish: T4—United Airlines Hawaiian Open.  
1998 Summary: Tournaments entered — 29; in money — 16; top-10 finishes — 2  
Career Summary: Tournaments entered — 66; in money — 38; top-10 finishes — 2  
Career Earnings: \$398,089



### R

**RANDOLPH, Sam** Birthdate 5/13/64 Birthplace Santa Barbara, CA Residence Ft. Worth, TX Height 6-0 Weight 175 Family Wife, Julie College University of Southern California Special Interests All sports, fishing Turned Professional 1986 Q School 1986, 1990 Other Information 1985 U.S. Amateur Champion. Winner 1981 Junior World title, California State Amateur. Three-time first-team All-American. Winner 13 collegiate titles. Awarded 1985 Fred Haskins Trophy as outstanding collegiate player.  
Exempt Status: Past Champion  
PGA TOUR Victories: 1 — 1987 Bank of Boston Classic  
Money And Position: 1985 — \$ 0 1990 — \$27,529 — 198 1995 — \$ 4,956 — 303  
1986 — \$ 11,976 — 197 1991 — \$68,668 — 154 1996 — \$22,166 — 237  
1987 — \$180,378 — 58 1992 — \$49,085 — 176 1997 — \$ 2,484 — 343  
1988 — \$117,132 — 97 1993 — \$ 4,460 — 275 1998 — \$24,779 — 237  
1989 — \$ 35,561 — 178 1994 — \$ 3,513 — 290  
Best 1998 Finish: T25—AT&T Pebble Beach National Pro—Am.  
1998 Summary: Tournaments entered — 5; in money — 2; top-10 finishes — 0  
Career Summary: Tournaments entered — 154; in money — 83; top-10 finishes — 5  
Career Earnings: \$552,688



**RAULERSON, Charles (RALL-er-son)** Birthdate January 29, 1964 Birthplace Jacksonville, FL Residence Jacksonville, FL Height 6-0 Weight 170 Family Wife, Liza College Clemson University, Louisiana State University Special Interests Fishing, reading, stock market Turned Professional 1987 Q School Other Information Won two of the final four NIKE TOUR events of 1998 — NIKE Oregon Classic and NIKE Inland Empire Open. Vaulted from 42nd on the money list to seventh during that span. Was not a member of any tour for three years from 1995-97. Worked as vice president of ABC Rail in Milwaukee, where his division manufactured speed control hardware. Won 1989 Jamaican Open. Captured European Challenge Tour titles at the 1992 South France Open and 1993 Gortex Classic in Scotland. Played in 1996 U.S. Open but withdrew after the opening round. Wife Liza, who also is an exceptional golfer, caddies for him on a regular basis.  
Exempt Status: 7th on 1998 NIKE TOUR money list  
Best-Ever Finish: T29 — 1994 AT&T Pebble Beach National Pro—Am, Greater Milwaukee Open.  
Money And Position: 1994 — \$33,919 — 204 1995 — \$ 0 1996 — \$ 0  
1998 Summary: Did not play PGA TOUR in 1998  
Career Summary: Tournaments entered — 26; in money — 9; top-10 finishes — 0  
Career Earnings: \$33,919



## OTHER PROMINENT MEMBERS OF THE PGA TOUR

**RENNER, Jack** Birthdate 7/6/56 Birthplace Palm Springs, CA Residence San Diego, CA Height 6-0 Weight 150 Family Wife, Lisa; Jill Marie (6/10/90) College College of the Desert Special Interests Reading, all sports Turned Professional 1976 Q School Spring 1977 Other Information Winner 1972 World Junior, 1973 U.S. Junior.

Exempt Status: Past Champion

Playoff Record: 1-0

PGA TOUR Victories: 3 — 1979 Manufacturers Hanover Westchester Classic, 1981 Pleasant Valley-Jimmy Fund Classic, 1984 Hawaiian Open.

Money And Position:	1977 — \$ 12,837 — 129	1985 — \$202,761 — 26	1993 — \$ 0
	1978 — \$ 73,996 — 33	1986 — \$ 84,028 — 100	1994 — \$ 2,819 — 297
	1979 — \$182,808 — 14	1987 — \$ 92,289 — 102	1995 — \$ 0
	1980 — \$ 97,501 — 45	1988 — \$ 82,047 — 128	1996 — \$17,500 — 250
	1981 — \$193,292 — 11	1989 — \$ 0	1997 — \$ 0
	1982 — \$ 95,589 — 42	1990 — \$ 7,451 — 241	1998 — \$ 2,697 — 347
	1983 — \$133,290 — 41	1991 — \$ 13,612 — 222	
	1984 — \$260,153 — 19	1992 — \$ 13,511 — 225	

Best 1998 Finish: 83—Quad City Classic.

1998 Summary: Tournaments entered — 3; in money — 1; top-10 finishes — 0

Career Summary: Tournaments entered — 332; in money — 233; top-10 finishes — 53

Career Earnings: \$1,568,181



**RILEY, Chris** Birthdate December 8, 1973 Birthplace San Diego, CA Residence Las Vegas, NV; plays out of Desert Inn CC Height 5-11 Weight 160 Family Single College University of Nevada - Las Vegas (1996, Communications) Special Interest Physical Fitness Turned Professional 1996 Q School 1998 Other Information Led after two rounds of the 1998 NIKE South Florida Open in only his second tournament as a NIKE TOUR rookie. Finished second to Eric Johnson, two strokes back. Was alone in second place after three rounds of the NIKE Carolina Classic, where he tied for fifth. Made the cut in 11 of 24 events last year with four top-10 finishes. Finished No. 35 on the money list. Lists his brother Kevin (still a NIKE TOUR member) as his hero and says his dad got him started in golf. Riley brothers were the second set of brothers to be NIKE TOUR members in the same year, joining Curt and Tom Byrum (1994).

Exempt Status: 28th at 1998 PGA TOUR National Qualifying Tournament

1998 Summary: Did not play PGA TOUR in 1998



**ROSBURG, Bob** Birthdate 10/21/26 Birthplace San Francisco, CA Residence La Quinta, CA Height 5-11 Weight 185 Family Wife, Eleanor; three children College Stanford University (1948) Special Interest All sports Turned Professional 1953 Joined TOUR 1954 Other Information 1958 Vardon Trophy winner. Member 1959 Ryder Cup team. Tournament Policy Board Player Director 1972-73. Color commentator for ABC golf telecasts.

Exempt Status: Winner, 1959 PGA Championship

Playoff Record: 1-5

PGA TOUR Victories: 6 — 1954 Miami Open, 1956 Motor City Open, San Diego Open, 1959 PGA Championship, 1961 Bing Crosby Pro-Am, 1972 Bob Hope Desert Classic.

Career Earnings: \$428,728



**ROSE, Clarence** Birthdate December 8, 1957 Birthplace Goldsboro, NC Residence Goldsboro, NC Height 5-8 Weight 175 Family Wife, Jan; Clark (2/20/89), Allison (12/8/90) College Mt. Olive College, Clemson University Special Interest All sports Turned Professional 1981 Q School Spring 1981, 1995 Other Information Winner of 1996 Sprint International. Defeated Brad Faxon in playoff when he made putt from off the green for eagle. Prior to victory had finished second six times on the PGA TOUR. Played NIKE TOUR full time in 1995 and won NIKE Pensacola Classic. Winner of 1997 JCPenney Classic with Amy Fruwirth. Winner of 1979 North Carolina Amateur, All-America selection in 1980. Deals with separation from family by faxing messages to children from tournament sites. Effectively left competitive golf in 1990 after learning 18-month old son Clark had testicular cancer. Clark recovered, but Clarence played in just 18 TOUR events from 1992-95.

Exempt Status: 40th at 1998 PGA TOUR National Qualifying Tournament

Playoff Record: 1-1

TOUR Victories: 1 — 1996 The Sprint International.

Money And Position:	1981 — \$ 965 — 268	1987 — \$173,154 — 59	1993 — \$ 6,823 — 251
	1982 — \$ 41,075 — 102	1988 — \$228,976 — 48	1994 — \$ 2,992 — 295
	1983 — \$ 45,271 — 109	1989 — \$267,141 — 49	1995 — \$ 7,061 — 283
	1984 — \$ 62,278 — 92	1990 — \$ 25,908 — 202	1996 — \$461,899 — 41
	1985 — \$133,610 — 63	1991 — \$ 9,564 — 228	1997 — \$256,481 — 97
	1986 — \$189,387 — 44	1992 — \$ 10,488 — 240	1998 — \$190,343 — 142

Best 1998 Finish: T12—BellSouth Classic.

1998 Summary: Tournaments entered — 33; in money — 17; top-10 finishes — 0

Career Summary: Tournaments entered — 437; in money — 232; top-10 finishes — 26

Career Earnings: \$2,113,417



## OTHER PROMINENT MEMBERS OF THE PGA TOUR

**RUMMELLS, Dave** Birthdate 1/26/58 Birthplace Cedar Rapids, IA Residence Orlando, FL Height 6-0 Weight 150 Family Wife, Ira; Melissa (12/23/88), Eric (7/1/90) College Iowa Special Interests Fishing, bowling, basketball Turned Professional 1981 Q School Fall 1985, 1990, 1992 Other Information Earned return trip to PGA TOUR in 1997 by virtue of sixth-place finish on 1996 NIKE TOUR money list. Won 1996 NIKE South Carolina Classic for first professional victory. Captured second title at 1997 NIKE Knoxville Open. Earned \$108,000, largest paycheck of career, for second-place finish at 1993 Buick Invitational of California. Has carded four 61s in PGA TOUR events. Made only 11 starts in 1997 due to continuation of back problems that have plagued him in recent years.



Exempt Status: Veteran Member

Best Career PGA TOUR Finish: 2 — 1993 Buick Invitational of California

Money And Position:	1986 — \$ 83,227 — 103	1991 — \$213,627 — 79	1996 — \$ 3,045 — 343
	1987 — \$154,720 — 67	1992 — \$ 95,203 — 134	1997 — \$90,345 — 172
	1988 — \$274,800 — 38	1993 — \$247,963 — 67	1998 — \$18,746 — 247
	1989 — \$419,979 — 24	1994 — \$122,872 — 138	
	1990 — \$111,539 — 131	1995 — \$ 26,095 — 232	

Best 1998 Finish: T54—Tucson Chrysler Classic.

1998 Summary: Tournaments entered — 18; in money — 6; top-10 finishes — 0

Career Summary: Tournaments entered — 317; in money — 191; top-10 finishes — 23

Career Earnings: \$1,862,161

## S

**SABBATINI, Rory** (SAB-uh-TEE-knee) Birthdate April 2, 1976 Birthplace Durban, South Africa Residence Tucson, AZ Height 5-10 Weight 160 Family Single College University of Arizona Special Interests Music, movies Turned Professional 1998 Q School 1998 Other Information Won the 1998 Southern Arizona Open. Lists Seve Ballesteros as his hero. Started playing the game at age four with chopped down clubs, following his parents around the course. Says he doesn't use golf instructors.



Exempt Status: 41st at 1998 PGA TOUR Qualifying Tournament

1998 Summary: Did not play PGA TOUR in 1998

**SAUERS, Gene** Birthdate August 22, 1962 Birthplace Savannah, GA Residence Savannah, GA; plays out of Haig Point Club, Dafuskie Island, SC Height 5-8 Weight 150 Family Wife, Tammy; Gene Jr. (1/23/89), Rhett (7/16/90), Dylan Thomas (8/30/93) College Georgia Southern University Special Interest Snow skiing, hunting, sport fishing Turned Professional 1984 Q School 1983 Other Information Named NIKE TOUR Player of the Month for May 1998. Earned his first NIKE TOUR win at the NIKE South Carolina Classic, becoming the first former PGA TOUR champion to win a NIKE TOUR event since Mark Carnevale won the 1997 NIKE Inland Empire Open. Led NIKE TOUR in putting average (1.728) for 1998 season. In addition to two official PGA TOUR victories, won unofficial 1990 Deposit Guaranty Golf Classic. Increased earnings each of his first nine seasons on the PGA TOUR. Winner of Trans America Athletic Conference title at Georgia Southern. Winner of three Georgia State Opens, one as an amateur. Avid sport fisherman who has won a number of fishing tournaments.



Exempt Status: Past Champion

Playoff Record: 1-3

PGA TOUR Victories: 2 — 1986 Bank of Boston. 1989 Hawaiian Open.

Money And Position:	1984 — \$ 36,537 — 128	1989 — \$303,669 — 38	1994 — \$250,654 — 73
	1985 — \$ 48,526 — 121	1990 — \$374,485 — 31	1995 — \$311,578 — 60
	1986 — \$199,044 — 42	1991 — \$400,535 — 37	1996 — \$123,904 — 148
	1987 — \$244,655 — 38	1992 — \$434,566 — 32	1997 — \$116,445 — 157
	1988 — \$280,719 — 35	1993 — \$117,608 — 128	1998 — \$ 47,917 — 206

Best 1998 Finish: T20—Canon Greater Hartford Open.

1998 Summary: Tournaments entered — 11; in money — 8; top-10 finishes — 0

Career Summary: Tournaments entered — 369; in money — 256; top-10 finishes — 43

Career Earnings: \$ 3,290,841



## OTHER PROMINENT MEMBERS OF THE PGA TOUR

**SCHERRER, TOM (SHEAR-ur)** Birthdate July 20, 1970 Birthplace Syracuse, NY Residence Orlando, FL Height 6-0 Weight 210 Family Wife, Jennifer College University of North Carolina Special Interests Hockey, reading Turned Professional 1992 Joined TOUR 1996, 1999 Other Information Earned his second career NIKE TOUR title at last year's rain-shortened NIKE Upstate Classic. Earned his PGA TOUR membership via the NIKE TOUR money list for a second time in 1998. First came after finishing sixth on 1995 money list. First NIKE TOUR title came in playoff at 1995 NIKE Knoxville Open. Set NIKE TOUR record with playoff appearance in three consecutive tournaments in 1995. Winner of 1990 North & South Amateur. Runner-up to Justin Leonard in 1992 U.S. Amateur. Member of 1991 Walker Cup team.  
**Exempt Status:** 14th on 1998 NIKE TOUR money list  
**Best-Ever Finish:** 3 — 1996 Phoenix Open.  
**Money And Position:** 1992 — \$ 0 1996 — \$136,323 — 141 1997 — \$6,372 — 292  
**1998 Summary:** Did not play PGA TOUR in 1998  
**Career Summary:** Tournaments entered — 38; in money — 14; top-10 finishes — 1  
**Career Earnings:** \$142,695



**SCHULZ, Ted** Birthdate 10/29/59 Birthplace Louisville, KY; plays out of Lake Forest CC Residence Louisville, KY Height 6-2 Weight 190 Family Wife, Diane; Samuel Tucker (11/10/91), Shelby Ann (12/10/95), Sophie Marie (2/10/96) College Louisville Special Interests All sports, Bible study Turned Professional 1984 Q School 1986, 1988 Other Information Fired 12-under-par 272 to claim one-stroke victory over Jeff Sluman at 1991 Nissan Los Angeles Open. Two-time victor in 1989, at Southern Open and in unofficial Chrysler Team Championship with David Ogren. Played Asian Tour after losing card in 1988. Won 1983 Kentucky State Amateur, 1984 and 1988 Kentucky State Opens.  
**Exempt Status:** Past Champion  
**Playoff Record:** 0-1  
**PGA TOUR Victories:** 2 — 1989 Southern Open. 1991 Nissan Los Angeles Open.  
**Money And Position:** 1987 — \$ 17,838 — 190 1991 — \$508,058 — 29 1995 — \$29,290 — 227  
 1988 — \$ 2,854 — 263 1992 — \$259,204 — 60 1996 — \$10,259 — 275  
 1989 — \$391,855 — 30 1993 — \$164,260 — 100 1997 — \$ 0  
 1990 — \$193,127 — 82 1994 — \$ 37,537 — 202 1998 — \$ 4,137 — 322  
**Best 1998 Finish:** T70—Nissan Open.  
**1998 Summary:** Tournaments entered — 11; in money — 1; top-10 finishes — 0  
**Career Summary:** Tournaments entered — 274; in money — 134; top-10 finishes — 15  
**Career Earnings:** \$1,618,418



**SCHWARZROCK, Brent (SHWARZ-rock)** Birthdate May 11, 1972 Birthplace Orlando, FL Residence St. Simons Island, FL Height 6-4 Weight 220 Family Single College Brevard Community College (Associate Degree) Special Interests Fishing, hunting Turned Professional 1995 Q School 1998 Other Information Rookie on the PGA TOUR in 1999. Member of the 1998 NIKE TOUR, where he finished 65th on the money list. Lost in playoff to Dennis Paulson at NIKE Huntsville Open. All-American in 1993. Won Florida State College Tournament in 1993. One competitive hole-in-one, during 1997 Golden Bear Tour event. Father got him started in golf at age 10.  
**Exempt Status:** 11th at 1998 PGA TOUR National Qualifying Tournament  
**1998 Summary:** Did not play PGA TOUR in 1998



**SEAWELL, David** Birthdate April 8, 1974 Birthplace Anderson, SC Residence Aiken, SC; plays out of Woodside Plantation Height 5-8 Weight 160 Family Single College University of South Carolina (1996, Marketing) Special Interests Boating, movies, reading Turned Professional 1996 Q School 1998 Other Information Made the cut in seven of 18 events on NIKE TOUR in 1998, with his best finish a T13 at the NIKE Monterrey Open. NIKE TOUR rookie in 1998 after earning card in first try at PGA TOUR Qualifying Tournament. Three-time All-America selection (1994-96) at South Carolina. His father and two brothers also played golf for South Carolina and are professionals.  
**Exempt Status:** 34th at 1998 PGA TOUR National Qualifying Tournament  
**1998 Summary:** Did not play PGA TOUR in 1998



## OTHER PROMINENT MEMBERS OF THE PGA TOUR

**SIECKMANN, Tom (SEEK-mun)** Birthdate 1/14/55 Birthplace York, NE Residence Omaha, NE Height 6-5 Weight 220 Family Wife, Debbie; Lauren Elizabeth (2/2/94), Alexander Robert (9/27/97) College Oklahoma State Special Interests Tennis, basketball, reading Turned Professional 1977 Q School 1984, 1985, 1987 Other Information Won 1988 Anheuser-Busch Golf Classic in playoff with Mark Wiebe. Winner 1981 Philippines, Thailand and Brazilian Opens, 1982 Rolex Open (Switzerland), 1984 Singapore Open, 1992 Mexican Open. Medalist 1985 Qualifying Tournament. Started college at Nebraska before transferring to Oklahoma State, where teammates included David Edwards.



Exempt Status: Past Champion

Playoff Record: 1-0

PGA TOUR Victories: 1 — 1988 Anheuser-Busch Classic

Money And Position:	1980 — \$ 0	1988 — \$209,151 — 54	1994 — \$55,304 — 184
	1982 — \$ 1,358 — 262	1989 — \$ 97,465 — 128	1996 — \$ 0
	1984 — \$ 0	1990 — \$141,242 — 110	1997 — \$ 3,224 — 324
	1985 — \$30,052 — 143	1991 — \$278,598 — 61	1998 — \$ 0
	1986 — \$63,395 — 125	1992 — \$173,424 — 88	
	1987 — \$52,597 — 146	1993 — \$201,429 — 87	

Best 1998 Finish: Did not make a cut on 1998 PGA TOUR

1998 Summary: Tournaments entered — 2; in money — 0; top-10 finishes — 0

Career Summary: Tournaments entered — 310; in money — 141; top-10 finishes — 16

Career Earnings: \$1,307,239

**SILLS, Tony** Birthdate 12/5/55 Birthplace Los Angeles, CA Residence Nashville, TN Height 5-10 Weight 185 Family Emily Ann (5/1/89) College University of Southern California Special Interests Golf club design, movies Turned Professional 1980 Q School 1982, 1994 Other Information Winner 1971 Los Angeles City Junior title, 1976 Southern California Amateur, 1981 Queen Mary Open, 1982 Coors (Kansas) Open.



Exempt Status: Past Champion

Playoff Record: 1-0

PGA TOUR Victories: 1—1990 Independent Insurance Agent Open

Money And Position:	1983 — \$ 47,488 — 105	1989 — \$ 77,181 — 143	1995 — \$113,186 — 151
	1984 — \$ 90,055 — 72	1990 — \$243,350 — 61	1996 — \$ 11,734 — 267
	1985 — \$125,255 — 66	1991 — \$ 13,490 — 223	1997 — \$ 0
	1986 — \$216,881 — 38	1992 — \$ 10,575 — 238	1998 — \$ 5,475 — 307
	1987 — \$107,508 — 92	1993 — \$ 11,686 — 233	
	1988 — \$ 76,690 — 132	1994 — \$ 22,807 — 219	

Best 1998 Finish: T62—Deposit Guaranty Golf Classic.

1998 Summary: Tournaments entered — 5; in money — 2; top-10 finishes — 0

Career Summary: Tournaments entered — 334; in money — 173; top-10 finishes — 22

Career Earnings: \$ 1,173,361

**SIMPSON, Tim** Birthdate 5/6/56 Birthplace Atlanta, GA Residence Cummings, GA Height 5-10 Weight 195 Family Wife, Kathy; Christopher (1/5/84), Katie (9/24/86) College University of Georgia Special Interests Bow hunting, fishing, Harley Davidsons Turned Professional 1977 Q School 1977, 1996 Other Information Winner 1976 Southern Amateur, All-Southeastern Conference and All-American. Winner Georgia and Atlanta Junior titles, 1981 World Under-25 Championship. Member 1990 Asahi Glass Four Tours team.



Exempt Status: Past Champion

Playoff Record: 0-2

PGA TOUR Victories: 4 — 1985 Southern Open, 1989 USF&G Classic, Walt Disney World/Oldsmobile Classic, 1990 Walt Disney World/Oldsmobile Classic

Money And Position:	1977 — \$ 2,778 — 201	1985 — \$164,702 — 44	1993 — \$111,436 — 134
	1978 — \$ 38,714 — 79	1986 — \$240,911 — 31	1994 — \$126,861 — 134
	1979 — \$ 36,223 — 106	1987 — \$168,261 — 62	1995 — \$ 2,688 — 329
	1980 — \$ 27,172 — 114	1988 — \$200,748 — 56	1996 — \$ 13,953 — 258
	1981 — \$ 62,063 — 71	1989 — \$761,597 — 6	1997 — \$ 33,166 — 224
	1982 — \$ 62,153 — 74	1990 — \$809,772 — 8	1998 — \$ 7,423 — 298
	1983 — \$ 96,419 — 59	1991 — \$196,582 — 85	
	1984 — \$157,082 — 41	1992 — \$ 85,314 — 144	

Best 1998 Finish: T49—United Airlines Hawaiian Open.

1998 Summary: Tournaments entered — 3; in money — 2; top-10 finishes — 0

Career Summary: Tournaments entered — 524; in money — 358; top-10 finishes — 66

Career Earnings: \$3,406,017

**SISK, Geoffrey (JEFFREY)** Birthdate March 11, 1965 Birthplace Arlington, MA Residence Marshfield, MA; plays out of Marshfield CC and Hobe Sound GC Height 5-9 Weight 165 Family Wife, Denise; Hannah Elizabeth (12/5/97) College: Temple University (1987, Finance) Special Interests Stock market, reading, all sports Turned Professional 1990 Other Information Ben Hogan Tour member in 1991 and NIKE TOUR member in 1997-98. Equaled his career-best NIKE TOUR finish with a T4 at 1998 NIKE Wichita Open. Has played in three PGA TOUR events with no cuts made. Winner of 1995 and 1997 Massachusetts Opens, 1996 and 1997 New England Opens and 1996 Maine Open. Says his biggest thrill in golf was winning 1995 Massachusetts Open. His caddie at 1997 PGA TOUR Qualifying Tournament was fellow NIKE TOUR member Kevin Johnson. Daughter was born in Massachusetts while he was competing in finals of 1997 Qualifying Tournament. Says he got started in golf by caddying for his father, whom he lists as his hero. Two competitive holes-in-one.



Exempt Status: 6th at 1998 PGA TOUR National Qualifying Tournament

1998 Summary: Did not play PGA TOUR in 1998

## OTHER PROMINENT MEMBERS OF THE PGA TOUR

**SMITH, Chris** Birthdate April 15, 1969 Birthplace Indianapolis, IN Residence Peru, IN; plays out of Rock Hollow Golf Club Height 5-11 Weight 190 Family Wife, Beth; Abigail (2/28/93), Cameron McClain (3/24/97) College Ohio State University (1991, Economics) Special Interests Hunting, fishing, car restoration, bowling Turned Professional 1991 Q School 1998 Other Information Member of the PGA TOUR in 1996 and 1998. Earned 1996 PGA TOUR exemption with seventh-place finish on 1995 NIKE TOUR money list. Played in 28 PGA TOUR events in 1996, making the cut in 12, with his best finish a T29 at GTE Byron Nelson Classic. 1997 NIKE TOUR Player of the Year. Recorded three victories and earnings of \$225,201 on 1997 NIKE TOUR. Became the first NIKE TOUR player to earn "battlefield promotion" awarding PGA TOUR membership to any NIKE TOUR player winning three titles in one season. First win of year came at NIKE Upstate Classic. Won NIKE Dakota Dunes and NIKE Omaha Classic in back-to-back weeks. 1997 NIKE Dakota Dunes Open victory made him the first player in NIKE TOUR history to win the same tournament twice. Also won at Dakota Dunes in 1995. Win at Omaha was record-setting affair. Set NIKE TOUR records for 72-hole score (258), strokes-under-par (26) and winning margin (11 strokes). All-America selection at Ohio State University in 1991, where he was Big 10 Conference champion. 1990 Indiana State Amateur champion.



**Exempt Status:** 29th at 1998 PGA TOUR Qualifying Tournament

**Best-Ever Finish:** 4— 1997 CVS Charity Classic.

**Money And Position:** 1991 — \$ 0 1994 — \$ 3,075 — 294 1997 — \$120,768 — 151  
1993 — \$24,000 — 207 1996 — \$41,112 — 206 1998 — \$184,933 — 144

**Best 1998 Finish:** T7—Deposit Guaranty Golf Classic.

**1998 Summary:** Tournaments entered — 31; in money — 16; top-10 finishes — 2

**Career Summary:** Tournaments entered — 72; in money — 36; top-10 finishes — 4

**Career Earnings:** \$373,887

**SMITH, Mike** Birthdate 8/25/50 Birthplace Selma, AL Residence Titusville, FL Height 5-11 Weight 175 Family Wife, Monica; Christopher Michael (6/22/87), Payton (7/5/94) College Brevard Junior College Turned Professional 1973 Q School Spring 1973, Fall 1981, 1983, 1989 Other Information Winner 1968 Dixie Junior, 1971 National Junior College Tournament.



**Exempt Status:** Veteran Member

**Best Career PGA TOUR Finish:** 2 — 1985 Panasonic Invitational

**Money And Position:** 1980 — \$ 508 — 299 1987 — \$ 33,634 — 176 1994 — \$57,850 — 183  
1981 — \$ 19,682 — 136 1988 — \$ 3,630 — 257 1995 — \$48,088 — 205  
1982 — \$ 13,749 — 163 1990 — \$170,034 — 94 1996 — \$11,200 — 271  
1984 — \$ 42,045 — 116 1991 — \$149,613 — 101 1997 — \$ 7,059 — 289  
1985 — \$158,918 — 47 1992 — \$178,964 — 84 1998 — \$ 2,806 — 345  
1986 — \$ 19,159 — 179 1993 — \$107,375 — 137

**Best 1998 Finish:** T79—Quad City Classic.

**1998 Summary:** Tournaments entered — 3; in money — 1; top-10 finishes — 0

**Career Summary:** Tournaments entered — 335; in money — 162; top-10 finishes — 14

**Career Earnings:** \$ 1,024,313

**SPOSA, Mike (SPO-zuh)** Birthdate June 5, 1969 Birthplace Teaneck, NJ Residence West Palm Beach, FL Height 5-11 Weight 170 Family Wife, DeAnna; Chase (3/6/98) College University of Tennessee (1991, Psychology) Special Interests Guitar, fly fishing, photography Turned Professional 1991 Joined TOUR 1999 Other Information Earned his first career NIKE TOUR title at 1998 NIKE Boise Open. Posted eight top-10 finishes on 1998 NIKE TOUR. Member of NIKE TOUR 1994-96 and 1998. Member of 1991 Walker Cup team, which he calls his biggest thrill in golf. Winner of 1990 Southeastern Conference individual title. All-America selection in 1990 and 1991. Has made three competitive holes-in-one.



**Exempt Status:** 9th on 1998 NIKE TOUR money list

**1998 Summary:** Did not play PGA TOUR in 1998

## OTHER PROMINENT MEMBERS OF THE PGA TOUR

**STANDLY, Mike** Birthdate May 19, 1964 Birthplace Abilene, TX Residence Houston, TX Height 6-0 Weight 190 Family: Single College University of Houston Special Interests Fishing, hunting  
**Turned Professional** 1986 **Q School** 1990 **Other Information** PGA TOUR member 1991-98. Lone victory came at 1993 Freeport-McMoRan Classic, where he posted a final-round 67 to come from two strokes off the lead. Finished second at 1997 Deposit Guaranty Golf Classic when Billy Ray Brown birdied the final hole to win by one. Has 29 top-25 finishes in PGA TOUR career. Medalist in 1991 PGA TOUR Qualifying Tournament. Played Ben Hogan Tour (now NIKE TOUR) in 1990, earning \$10,446 in 28 events. Runner-up to Scott Verplank in 1986 NCAA finals. 1986 All-American. Winner of the 1984 Boone Links Invitational. Each year plays host to the Mike Standly Pro-Am benefiting the AIDS Foundation.



**Exempt Status:** 140th on 1998 PGA TOUR money list

**TOUR Victories:** 1 — 1993 Freeport-McMoRan Classic.

**Money And Position:**

1986 — \$ 0	1992 — \$213,712 — 73	1996 — \$ 99,034 — 164
1987 — \$ 0	1993 — \$323,886 — 49	1997 — \$318,939 — 75
1988 — \$ 800 — 315	1994 — \$179,850 — 99	1998 — \$191,976 — 140
1991 — \$55,846 — 171	1995 — \$177,920 — 105	

**Best 1998 Finish:** T7—Bell Canadian Open.

**1998 Summary:** Tournaments entered — 31; in money — 12; top-10 finishes — 1

**Career Summary:** Tournaments entered — 243; in money — 127; top-10 finishes — 12

**Career Earnings:** \$1,561,963

**STOCKTON, Dave, Jr.** Birthdate July 31, 1968 Birthplace Redlands, CA Residence LaQuinta, CA; plays out of Palmilla Hotel & Golf Club, Los Cabos, Mexico Height 6-2 Weight 205 Family Wife, Diane; Serena Audrey (9/2/98) College University of Southern California Special Interests Hunting, fishing  
**Turned Professional** 1993 **Q School** 1993, 1998 **Other Information** Led 1994 Canon Greater Hartford Open after second and third rounds before closing 72 left him tied for third. Finished tied for second, two strokes behind Greg Norman, in 1995 Canon GHO. Won NIKE Connecticut Open and NIKE Hawkeye Open in 1993. Finished second to Phil Mickelson at 1989 NCAA Championship. All-America at Southern California. Not a true Junior, since father's middle name is Knapp and his is Bradley, but uses Jr. to emphasize ties to SENIOR PGA TOUR dad.



**Exempt Status:** 7th at 1998 PGA TOUR National Qualifying Tournament

**Best Career PGA TOUR Finish:** T2— 1995 Canon Greater Hartford Open.

**Money And Position:**

1994 — \$185,209 — 96	1996 — \$176,056 — 120	1998 — \$218,934 — 132
1995 — \$149,579 — 124	1997 — \$136,159 — 146	

**Best 1998 Finish:** T6—Shell Houston Open.

**1998 Summary:** Tournaments entered — 22; in money — 12; top-10 finishes — 3

**Career Summary:** Tournaments entered — 151; in money — 73; top-10 finishes — 10

**Career Earnings:** \$ 865,937

**SULLIVAN, Mike** Birthdate January 1, 1955 Birthplace Gary, IN Residence Greenville, TN Height 6-2 Weight 220 Family Wife, Sandy; Rebecca (6/13/85) College University of Florida Special Interests Flying, hunting, fishing  
**Turned Professional** 1975 **Q School** Fall 1976, 1985 **Other Information** Enjoyed his best season on PGA TOUR in 1994, winning the B.C. Open and finishing second in a playoff at the Deposit Guaranty Classic. Posted a final-round 66 to win B.C. Open by four strokes over Jeff Sluman. Has been plagued by back trouble throughout his career. Posted a 7-under-par 28 for nine holes in 1988 Texas Open. Teamed with Don January to win 1984 Shootout at Jeremy Ranch, then a PGA TOUR/SENIOR PGA TOUR event.



**Exempt Status:** Past Champion

**Playoff Record:** 0-4

**PGA TOUR Victories:** 3—1980 Southern Open 1989 Independent Insurance Agent Open 1994 B.C. Open.

**Money And Position:**

1977 — \$ 11,170 — 142	1985 — \$ 45,032 — 127	1993 — \$ 68,587 — 167
1978 — \$ 41,184 — 75	1986 — \$150,407 — 62	1994 — \$298,586 — 60
1979 — \$ 38,596 — 97	1987 — \$ 79,456 — 112	1995 — \$167,486 — 113
1980 — \$147,759 — 22	1988 — \$115,994 — 99	1996 — \$126,069 — 147
1981 — \$ 94,844 — 41	1989 — \$273,962 — 47	1997 — \$ 43,122 — 211
1982 — \$ 37,957 — 110	1990 — \$ 80,038 — 147	1998 — \$ 21,582 — 241
1983 — \$ 93,437 — 60	1991 — \$106,048 — 133	
1984 — \$111,415 — 63	1992 — \$115,441 — 121	

**Best 1998 Finish:** T22—Shell Houston Open.

**1998 Summary:** Tournaments entered — 8; in money — 2; top-10 finishes — 0

**Career Summary:** Tournaments entered — 514; in money — 327; top-10 finishes — 44

**Career Earnings:** \$2,268,173

## OTHER PROMINENT MEMBERS OF THE PGA TOUR

**T**

**TEN BROECK, Lance (10-BROOK)** Birthdate 3/21/56 Birthplace Chicago, IL Residence Singer Island, FL Height 6-3 Weight 195 Family Jonathan (3/13/86) College University of Texas Special Interest All sports Turned Professional 1977 Other Information Winner 1984 Magnolia Classic. Finished two strokes behind winner Dillard Pruitt at 1991 Chattanooga Classic.



Exempt Status: Veteran Member

Best Career PGA TOUR Finish: 2 — 1991 Chattanooga Classic

Money And Position:	1980 — \$10,230 — 165	1987 — \$ 1,920 — 266	1994 — \$10,843 — 250
	1981 — \$ 4,464 — 202	1988 — \$ 65,988 — 138	1995 — \$ 0
	1982 — \$25,049 — 136	1989 — \$146,568 — 96	1996 — \$ 0
	1983 — \$19,450 — 152	1990 — \$ 72,896 — 155	1997 — \$ 0
	1984 — \$40,185 — 123	1991 — \$146,089 — 106	1998 — \$ 3,030 — 342
	1985 — \$23,591 — 153	1992 — \$113,617 — 122	
	1986 — \$18,165 — 181	1993 — \$ 88,262 — 151	


Best 1998 Finish: T68—CVS Charity Classic.

1998 Summary: Tournaments entered — 4; in money — 1; top-10 finishes — 0

Career Summary: Tournaments entered — 352; in money — 162; top-10 finishes — 11

Career Earnings: \$ 790,347

**TESORI, Paul (teh-SOAR-ee)** Birthdate 2/8/72 Birthplace Ft. Lauderdale, FL Residence St. Augustine, FL Height 6-0 Weight 180 Family Single College University of Florida Special Interest Video games Turned Professional 1995 Q School 1996 Other Information Made only 10 starts last year due to an injured shoulder, for which he has received a Minor Medical Extension. Won 1994 Gate Open championship in Jacksonville, FL as an amateur.



Exempt Status: Minor Medical Extension

1998 Summary: Did not play PGA TOUR in 1998

**TEWELL, Doug (TOOL)** Birthdate 8/27/49 Birthplace Baton Rouge, LA Residence Edmond, OK; plays out of Oak Tree GC Height 5-10 Weight 190 Family Wife, Pam; Kristi (9/24/69), Jay (3/31/75) College Oklahoma State University (1971, Speech Communications) Special Interests Golf marketing, family, broadcasting Turned Professional 1971 Other Information Entered PGA TOUR as PGA of America member in 1975. Winner 1988 Acom Team title (Japan) with Bob Gilder. Winner 1978 South Central PGA. Led PGA TOUR in Greens in Regulation in 1990, Driving Accuracy in 1992 and 1993. Underwent major elbow surgery in Sept. 1995, as a result of which he missed all of the 1996 season and part of 1997. On-course commentator for The Golf Channel.



Playoff Record: 1-0

Exempt Status: Past Champion

PGA TOUR Victories: 4 — 1980 Sea Pines Heritage Classic, IVB-Philadelphia Classic. 1986 Los Angeles Open. 1987 Pensacola Open.

Money And Position:	1974 — \$ 75 — 289	1982 — \$ 78,770 — 53	1990 — \$137,795 — 112
	1975 — \$ 1,812 — 197	1983 — \$112,367 — 49	1991 — \$137,360 — 111
	1976 — \$ 3,640 — 184	1984 — \$117,988 — 57	1992 — \$159,856 — 96
	1977 — \$ 33,162 — 76	1985 — \$137,426 — 58	1993 — \$132,478 — 117
	1978 — \$ 16,629 — 114	1986 — \$310,285 — 18	1994 — \$177,388 — 102
	1979 — \$ 84,500 — 44	1987 — \$150,116 — 71	1995 — \$ 45,878 — 209
	1980 — \$161,684 — 17	1988 — \$209,196 — 53	1997 — \$ 15,374 — 249
	1981 — \$ 41,540 — 95	1989 — \$174,607 — 83	1998 — \$200,466 — 135

Best 1998 Finish: T4—Canon Greater Hartford Open.

1998 Summary: Tournaments entered — 15; in money — 9; top-10 finishes — 2

Career Summary: Tournaments entered — 532; in money — 329; top-10 finishes — 60

Career Earnings: \$2,640,391



## OTHER PROMINENT MEMBERS OF THE PGA TOUR

**TWIGGS, Greg** Birthdate 10/31/60 Birthplace Los Angeles, CA Residence Greensboro, NC Height 6-2 Weight 225 Family Wife, Teresa; Amber Alexander (10/16/87), Tianna (7/20/90) College San Diego State Special Interest Peace of mind Turned Professional 1984 Q School 1984, 1986, 1988 Other Information Lone TOUR victory came at 1989 Shearson Lehman Hutton Open on Torrey Pines GC, a course near home which he had played often. His 62 in 1984 Provident Classic lowest round in history of Tournament Players Series. Lists outstanding achievement in golf as learning to enjoy the game. Won 1996 NIKE Cleveland Open en route to finishing 12th on NIKE TOUR money list with \$98,210.



Exempt Status: Past Champion

PGA TOUR Victories: 1 — 1989 Shearson Lehman Hutton Open

Money And Position:	1984 — \$ 0	1989 — \$154,302 — 90	1994 — \$13,676 — 240
	1985 — \$33,559 — 139	1990 — \$ 49,696 — 178	1995 — \$42,474 — 213
	1986 — \$41,418 — 147	1991 — \$ 65,081 — 158	1996 — \$ 2,688 — 352
	1987 — \$21,444 — 186	1992 — \$ 74,761 — 153	1997 — \$10,015 — 273
	1988 — \$ 2,999 — 262	1993 — \$231,823 — 72	1998 — \$10,107 — 275

Best 1998 Finish: T40—B.C. Open.

1998 Summary: Tournaments entered — 5; in money — 2; top-10 finishes — 0

Career Summary: Tournaments entered — 252; in money — 105; top-10 finishes — 7

Career Earnings: \$754,043

## U

**UTLEY, Stan (UT-lee)** Birthdate 1/16/62 Birthplace Thayer, MO; plays out of CC of Missouri Residence Columbia, MO Height 6-0 Weight 175 Family Wife, Elayna; Tatum Elayne (6/29/95), Jake Rhodes (8/11/97) College University of Missouri Special Interests Church, basketball, hunting, fishing Turned Professional 1984 Other Information First qualified for PGA TOUR with victory at 1989 Chattanooga Classic. Won 1993 NIKE Cleveland Open en route to finishing third on NIKE TOUR money list. Finished 12th on 1995 NIKE TOUR money list with \$108,270 after winning NIKE Louisiana Open and NIKE Miami Valley Open. Carded rounds of 62 in each of those victories. Three-time All-Big Eight selection and twice All-American. Won 1986 Kansas Open, 1988 and 1989 Missouri Opens, 1980 Missouri Junior Championship. His annual "Go For The Gold" skins game in Columbia, MO has been benefitting Rainbow House, a safe house for children, since 1991.



Exempt Status: Past Champion

PGA TOUR Victories: 1 — 1989 Chattanooga Classic

Money And Position:	1986 — \$ 0	1991 — \$127,849 — 115	1996 — \$ 4,438 — 325
	1987 — \$ 0	1992 — \$ 14,964 — 222	1997 — \$ 0
	1988 — \$ 2,819 — 265	1993 — \$ 17,371 — 223	1998 — \$20,802 — 243
	1989 — \$107,400 — 118	1994 — \$ 63,345 — 179	
	1990 — \$143,604 — 108	1995 — \$ 0	

Best 1998 Finish: T17—Quad City Classic.

1998 Summary: Tournaments entered — 7; in money — 2; top-10 finishes — 0

Career Summary: Tournaments entered — 163; in money — 63; top-10 finishes — 6

Career Earnings: \$502,591

## V

**VAN PELT, Bo** Birthdate May 16, 1975 Birthplace Richmond, IN Residence Stillwater, OK Height 6-4 Weight 205 Family Single College Oklahoma State University (1998, General Business) Special Interests Billiards, basketball, movies, watching sports Turned Professional 1998 Q School 1998 Other Information Made it through the PGA TOUR Qualifying Tournament on his first try. No PGA TOUR appearances prior to 1999. Father Brad was a linebacker in the NFL. Exempt Status: 21st at 1998 PGA TOUR National Qualifying Tournament 1998 Summary: Did not play PGA TOUR in 1998



## OTHER PROMINENT MEMBERS OF THE PGA TOUR

**VENTURI, Ken** Birthdate 5/15/31 Birthplace San Francisco, CA Residence Marco Island, FL Height 6-0 Weight 175 Family Matthew, Timothy College San Jose State University (1953) Special Interests Hunting, fishing, cars. Turned Professional 1956 Joined TOUR 1957 Other Information 1964 PGA Player of the Year. 1953 Walker Cup and 1965 Ryder Cup team member. Color commentator for CBS golf telecasts for past 30 years. Named *Sports Illustrated* "Sportsman of Year" in 1964. Named 1998 Ambassador of Golf at NEC World Series of Golf.



Exempt Status: Winner, 1964 U.S. Open

Playoff Record: 0-3

PGA TOUR Victories: 14 — 1957 St. Paul Open, Miller Open. 1958 Thunderbird Invitational, Phoenix Open, Baton Rouge Open, Gleneagles Chicago Open. 1959 Los Angeles Open, Gleneagles Chicago Open. 1960 Bing Crosby Pro-Am, Milwaukee Open. 1964 U.S. Open, Insurance City Open, American Golf Classic. 1966 Lucky International.

Money Summary: Began career in 1957 and won \$18,781 for 10th place on money list. Best year was 1964, when he won \$62,465 for sixth place. Last year he earned money was 1975.

Career Earnings: \$268,293

## W

**WADKINS, Bobby** Birthdate 7/26/51 Birthplace Richmond, VA Residence Richmond, VA Height



6-1 Weight 195 Family Wife, Linda; Casey Tanner (2/14/90) College East Tennessee State University (1973, Health & Physical Education) Special Interests Deer and big game hunting

Turned Professional 1973 Joined TOUR Fall 1974 Other Information Entering 1999 season,

second to Kirk Triplett among players who have won most money on TOUR without a victory. Tied for 10th in NIKE TOUR Championship to earn \$6,350 and edge Dan Bateman by \$417 for 15th and final NIKE TOUR spot on 1998 PGA TOUR. Has come close to victory, finishing second six times.

Winner of 1978 European Open and 1979 and 1986 Dunlop Phoenix (Japan) titles. Winner of 1971 Virginia State Amateur and 1981-82 Virginia State Opens. After attending University of Houston for one year, was NCAA All-American in 1972-73 at East Tennessee State. Along with older brother Lanny, kept Richmond, VA city junior title in family for six consecutive years (Lanny four, Bobby two).

Exempt Status: Veteran Member

Playoff Record: 0-2

Best Career PGA TOUR Finish: 2 — 1978 Joe Garigiola Tucson Open, 1979 IVB-Philadelphia Classic, 1985 Sea Pines Heritage Classic; T2 — 1979 Anheuser-Busch Golf Classic, 1987 Shearson Lehman Brothers Open, 1994 Kemper Open.

Money And Position:	1975 — \$ 23,330 — 90	1983 — \$ 56,363 — 92	1991 — \$206,503 — 81
	1976 — \$ 23,511 — 93	1984 — \$108,335 — 67	1992 — \$ 30,382 — 197
	1977 — \$ 20,867 — 104	1985 — \$ 84,542 — 90	1993 — \$ 39,153 — 189
	1978 — \$ 70,426 — 41	1986 — \$226,079 — 33	1994 — \$208,358 — 89
	1979 — \$121,373 — 28	1987 — \$342,173 — 25	1995 — \$166,527 — 115
	1980 — \$ 56,728 — 68	1988 — \$193,022 — 59	1996 — \$142,003 — 137
	1981 — \$ 58,346 — 74	1989 — \$152,184 — 91	1997 — \$ 29,789 — 229
	1982 — \$ 69,400 — 60	1990 — \$190,613 — 85	1998 — \$171,854 — 154


Best 1998 Finish: T15—Nissan Open.

1998 Summary: Tournaments entered — 32; in money — 15; top-10 finishes — 0

Career Summary: Tournaments entered — 702; in money — 462; top-10 finishes — 50

Career Earnings: \$2,791,859

**WADSWORTH, Fred** Birthdate 7/17/62 Birthplace Munich, Germany Residence Columbia, SC Height



6-3 Weight 195 Family Family Wife, Juli; Fred (6/15/95), Bonnie (9/3/97) College University of South Carolina Special Interests Hunting, fishing Turned Professional 1984 Other Informa-

tion 1984 Eastern Amateur champion. 1984 All-American at South Carolina. Three mini-tour wins. South African Open champion. Last Monday open qualifier to win a PGA TOUR event.

Exempt Status: Past Champion

PGA TOUR Victories: 1 — 1986 Southern Open

Money And Position:	1984 — \$ 0	1989 — \$10,587 — 208	1995 — \$ 0
	1985 — \$ 0	1990 — \$ 684 — 305	1996 — \$ 2,368 — 363
	1986 — \$75,092 — 115	1991 — \$ 1,292 — 314	1997 — \$ 0
	1987 — \$80,585 — 109	1992 — \$ 0	1998 — \$23,250 — 239
	1988 — \$24,129 — 190	1993 — \$ 609 — 333	

Best 1998 Finish: T16—B.C. Open.

1998 Summary: Tournaments entered — 5; in money — 1; top-10 finishes — 0

Career Summary: Tournaments entered — 115; in money — 36; top-10 finishes — 3

Career Earnings: \$218,595

## OTHER PROMINENT MEMBERS OF THE PGA TOUR

**WARREN, Charles** Birthdate June 21, 1975 Birthplace Columbia, SC Residence Columbia, SC; plays out of Forest Lake Club Height 5-8 Weight 165 Family Single College Clemson University (1998, Marketing) Special Interests Hunting, fishing Turned Professional 1998 Q School 1998 Other Information Rookie on the PGA TOUR in 1999. Made it through the Qualifying Tournament on his first attempt. Winner of 1997 NCAA Championship and 1997 and 1998 ACC Championship. First-team All-America selection in 1996-98. Winner of 1998 Dave Williams Award as country's top collegiate player. Says his biggest thrill in golf was being at the 1986 Masters Tournament on Sunday.



Exempt Status: 22nd at 1998 PGA TOUR National Qualifying Tournament.  
1998 Summary: Did not play PGA TOUR in 1998

**WATSON, Denis** Birthdate 10/18/55 Birthplace Salisbury, Rhodesia (Zimbabwe) Residence Ft. Lauderdale, FL Height 6-0 Weight 185 Family Kyle (9/23/86), Paige (4/23/89), Ross (7/31/91) College Rhodesia (English System) Special Interests Fishing, teaching golf Turned Professional 1976 Q School 1981 Other Information Joined Tom Watson as only three-time winners in 1984. Career has been plagued by injuries, including wrist and elbow surgery (1989) and a cervical fusion (1989). Did not play in 1995 due to injured left shoulder. 1975 Rhodesian Sportsman of the Year, 1984 South African Sportsman of the Year. Provided golf commentary for the PGA TOUR Radio Network in 1997.



Exempt Status: Past Champion

Playoff Record: 0-1

PGA TOUR Victories: 3 — 1984 Buick Open, World Series of Golf, Panasonic Las Vegas Invitational.

Money And Position: 1980 — \$ 5,750 — 195 1986 — \$ 59,453 — 129 1992 — \$ 16,105 — 219  
1981 — \$ 49,153 — 89 1987 — \$231,074 — 43 1993 — \$111,977 — 132  
1982 — \$ 59,090 — 76 1988 — \$ 51,239 — 148 1994 — \$ 4,250 — 285  
1983 — \$ 59,284 — 88 1989 — \$ 3,959 — 240 1996 — \$ 12,118 — 266  
1984 — \$408,562 — 4 1990 — \$ 43,013 — 182 1997 — \$ 0  
1985 — \$155,845 — 48 1991 — \$ 17,749 — 213 1998 — \$ 0

Best 1998 Finish: Did not make a cut on 1998 PGA TOUR

1998 Summary: Tournaments entered — 1; in money — 0; top-10 finishes — 0

Career Summary: Tournaments entered — 290; in money — 139; top-10 finishes — 22

Career Earnings: \$1,288,621

**WEIBRING, D.A. (Y-bring)** Birthdate May 25, 1953 Birthplace Quincy, IL Residence Plano, TX Height 6-1 Weight 190 Family Wife, Kristy; Matt (12/4/79), Katey (12/29/82), Allison Paige (10/3/87) College Illinois State University Special Interest Basketball Turned Professional 1975 Other Information Winner of five PGA TOUR events in his career, which began in 1977. Is a three-time champion in Moline, IL, with wins at the 1979 Quad Cities Open, 1991 Hardee's Golf Classic and 1995 Quad City Classic. Has a fourth TOUR title in Illinois at the 1987 Beatrice Western Open. Lone TOUR victory outside of Illinois came at 1996 Canon Greater Hartford Open. Hartford victory came while he was battling the effects of Bell's Palsy. Has own design and management company, D.A. Weibring Golf Resources Group, which has been in business for 11 years. Company has been involved in some 50 projects, one of which is the TPC at Deere Run, which will serve as site of John Deere Classic beginning in 2000. Another project, Tension Park West in Dallas, is undergoing a complete renovation. Co-winner of 1991 Hilton Bounceback Award. Son Matt won back-to-back medalist honors at Texas Association of Private Schools Championships in 1997 and 1998. Matt, who plays on the Georgia Tech golf team as a freshman, also qualified for the U.S. Amateur in 1998.



Exempt Status: Past Champion

Playoff Record: 0-2

TOUR Victories: 5—1979 Ed McMahon—Jaycees Quad Cities Open. 1987 Beatrice Western. 1991 Hardee's Golf Classic. 1995 Quad City Classic. 1996 Canon Greater Hartford Open.

Money And Position: 1977 — \$ 1,681 — 221 1985 — \$153,079 — 50 1993 — \$299,293 — 58  
1978 — \$ 41,052 — 76 1986 — \$167,602 — 55 1994 — \$255,757 — 72  
1979 — \$ 71,343 — 57 1987 — \$391,363 — 21 1995 — \$517,065 — 36  
1980 — \$ 78,611 — 54 1988 — \$186,677 — 63 1996 — \$436,275 — 45  
1981 — \$ 92,365 — 46 1989 — \$ 98,686 — 127 1997 — \$119,044 — 154  
1982 — \$117,941 — 31 1990 — \$156,235 — 101 1998 — \$174,504 — 149  
1983 — \$ 61,631 — 84 1991 — \$558,648 — 22  
1984 — \$110,325 — 65 1992 — \$253,018 — 62

Best 1998 Finish: T5—Quad City Classic.

1998 Summary: Tournaments entered — 24; in money — 12; top-10 finishes — 1

Career Summary: Tournaments entered — 530; in money — 367; top-10 finishes — 68

Career Earnings: \$4,342,195

## OTHER PROMINENT MEMBERS OF THE PGA TOUR

**WEIR, Mike (WEER)** Birthdate May 12, 1970 Birthplace Sarnia, Ontario, Canada Residence Draper, UT Height 5-9 Weight 155 Family Wife, Bricia; Elle Marisa (12/19/97) College Brigham Young University (1993, Recreation Management) Special Interests Hockey, fishing, sports Turned Professional 1992 Q School 1997, 1998 Other Information Medalist at 1998 Qualifying Tournament. Winner of 1997 Canadian Tour Order of Merit after winning BC TEL Pacific Open and Canadian Masters. Became first Canadian to lead Order of Merit since 1989. Led Canadian Tour in scoring average in 1997. Won 1993 Inifiniti Tournament Players Championship on his way to winning Canadian Tour Rookie of the Year honors. Winner of 1990 Ontario Amateur Championship. Plays lefthanded.



Exempt Status: 1st at 1998 PGA TOUR National Qualifying Tournament

Best-Ever Finish: T5— 1996 Greater Vancouver Open. 1998 Greater Vancouver Open.

Money And Position: 1992 — \$ 0 1995 — \$ 0 1998 — \$218,967 — 131  
1993 — \$1,940 — 317 1996 — \$36,624 — 210  
1994 — \$ 0 1997 — \$ 7,709 — 287

Best 1998 Finish: T5—Greater Vancouver Open.

1998 Summary: Tournaments entered — 27; in money — 13; top-10 finishes — 2

Career Summary: Tournaments entered — 43; in money — 17; top-10 finishes — 3

Career Earnings: \$265,240

**WILLIAMSON, Jay** Birthdate 2/7/67 Birthplace St. Louis, MO Residence Orlando, FL; plays out of Bellelve CC, St. Louis, MO Height 5-9 Weight 175 Family Wife, Mamie College Trinity College (1989, Political Science) Special Interests Stock market, current events, sports Turned Professional 1990 Q School 1994, 1995, 1998 Other Information Member of PGA TOUR in 1995 and 1996 and a NIKE TOUR member in 1998. Finished 18th on 1998 NIKE TOUR money list with \$110,921. Finished runner-up at the NIKE Inland Empire Open and lost in a playoff at the NIKE Omaha Classic. Named Senior Scholar Athlete at Trinity College in 1989. Winner of 1991 Kansas Open.



Exempt Status: 30th at 1998 PGA TOUR National Qualifying Tournament

Best-Ever Finish: T4— 1995 Ideon Classic at Pleasant Valley.

Money And Position: 1995 — \$120,180 — 145 1996 — \$82,773 — 175 1997 — \$3,409 — 317

1998 Summary: Did not play PGA TOUR in 1998

Career Summary: Tournaments entered — 51; in money — 25; top-10 finishes — 4

Career Earnings: \$206,362

**WRENN, Robert** Birthdate 9/11/59 Birthplace Richmond, VA Residence Richmond, VA Height 5-10 Weight 170 Family Wife, Kathy; Tucker (12/12/92), Jordan (11/9/94) College Wake Forest Special Interests Reading, family, outdoors, TV commentary, golf course design Turned Professional 1981 Q School Fall 1984, 1985, 1986 Other Information In winning 1987 Buick Open shot 26-under-par 262, one stroke off all-time PGA TOUR record for most strokes under par in 72-hole tournament. Winner 1981 Trans-Mississippi Amateur, 1983 Virginia State Open, 1983 Indonesian Open, All-Atlantic Coast Conference 1978-1981.



Exempt Status: Past Champion

Playoff Record: 0-1

PGA TOUR Victories: 1 — 1987 Buick Open

Money And Position: 1982 — \$ 582 — 296 1988 — \$209,404 — 52 1994 — \$77,279 — 170  
1983 — \$ 0 1989 — \$243,638 — 55 1995 — \$ 0  
1984 — \$ 0 1990 — \$174,308 — 92 1996 — \$81,690 — 176  
1985 — \$ 36,396 — 135 1991 — \$141,255 — 109 1998 — \$ 0  
1986 — \$ 22,869 — 171 1992 — \$127,729 — 113  
1987 — \$203,557 — 52 1993 — \$103,928 — 143

Best 1998 Finish: Did not make a cut on 1998 PGA TOUR

1998 Summary: Tournaments entered — 1; in money — 0; top-10 finishes — 0

Career Summary: Tournaments entered — 308; in money — 169; top-10 finishes — 15

Career Earnings: \$1,422,635

## Z

**ZOKOL, Richard (ZO-kul)** Birthdate 8/21/58 Birthplace Kitimat, B.C., Canada Residence Richmond, B.C., Canada Height 5-9 Weight 170 Family Wife, Joanie; Conor and Garrett (10/14/87), Hayley (6/25/90) College Brigham Young University Special Interest Hunting Turned Professional 1981 Q School Fall 1981, 1982, 1986, 1989, 1991 Other Information Won unofficial 1992 Deposit Guaranty Golf Classic. Member 1981 Brigham Young University NCAA Championship team. Member 1980 Canadian World Amateur, 1992-93 Canadian World Cup and 1986, 1988-89, 1992-93 Dunhill Cup teams. Winner 1980 International Champions (Morocco), 1981 Canadian Amateur, 1982 British Columbia Open, 1984 Utah Open.



Exempt Status: Past Champion

PGA TOUR Victories: 1 — 1992 Greater Milwaukee Open

Money And Position: 1982 — \$ 15,111 — 158 1988 — \$142,153 — 83 1994 — \$78,074 — 169  
1983 — \$ 38,107 — 117 1989 — \$ 51,323 — 163 1995 — \$23,371 — 234  
1984 — \$ 56,605 — 97 1990 — \$191,634 — 84 1996 — \$30,260 — 221  
1985 — \$ 71,192 — 102 1991 — \$ 78,426 — 149 1997 — \$53,705 — 201  
1986 — \$ 37,888 — 152 1992 — \$311,909 — 48 1998 — \$29,905 — 231  
1987 — \$114,406 — 89 1993 — \$214,419 — 80

Best 1998 Finish: T28—Greater Vancouver Open.

1998 Summary: Tournaments entered — 7; in money — 4; top-10 finishes — 0

Career Summary: Tournaments entered — 357; in money — 180; top-10 finishes — 19

Career Earnings: \$1,538,488

## PROMINENT INTERNATIONAL PLAYERS

### Ian Baker-Finch

**HEIGHT:** 6' 4" **WEIGHT:** 190 **BIRTHDATE:** October 24, 1960  
**BIRTHPLACE:** Nambour, Australia **RESIDENCE:** Sanctuary Cove, Australia  
**FAMILY:** Wife, Jennie; Hayley (2/7/89), Laura (10/7/91)  
**SPECIAL INTERESTS:** Water sports, wine, tennis  
**TURNED PROFESSIONAL:** 1979 **PGA TOUR PLAYOFF RECORD:** 0-1  
**PGA TOUR VICTORIES (1):** 1989 Southwestern Bell Colonial  
**MONEY & POSITION:**

1984 —	0	1990 — \$611,492 —	16	1994 — \$ 81,326 —	167
1985 —	\$4,825 — 202	1991 — \$649,513 —	13	1995 —	0
1988 —	\$ 75,840 — 133	1992 — \$261,817 —	58	1996 —	0
1989 —	\$253,309 — 53	1993 — \$140,621 —	114	1997 —	0
				1998 —	0



**1998 SUMMARY:** Did not play on 1998 PGA Tour.

**OTHER ACHIEVEMENTS:** Did not play competitive golf in 1998...the 1991 British Open Champion at Royal Birkdale, defeating Mike Harwood by two strokes...U.S. victory came at 1989 Southwestern Bell Colonial, by four over David Edwards...nearly had another TOUR win at 1991 New England Classic, but was foiled by Bruce Fleisher's 50-foot birdie putt on seventh extra hole...has 16 victories worldwide, most recently the 1993 Australian PGA Championship...chosen by Peter Thomson to be co-captain of International Team at 1996 Presidents Cup...from 1995-97 made just one cut, at 1996 Canon Challenge.

**NATIONAL TEAMS:** World Cup, 1985; Nissan Cup (2), 1985, 1986; Kirin Cup (2), 1987, 1988; Dunhill Cup (2), 1989, 1992; Four Tours World Championship (3), 1989, 1990, 1991.

**NATIONAL TEAMS:** U.S. vs. Japan (4), 1984, 85, 86, 87; World Cup, 1985; Four Tours World Championship (4), 1985, 86, 89, 90; Dunhill Cup (4), 1986, 88, 89, 96.

### Seve Ballesteros

**HEIGHT:** 6' 0" **WEIGHT:** 195 **BIRTHDATE:** April 9, 1957  
**BIRTHPLACE:** Pedrena, Spain **RESIDENCE:** Monaco  
**FAMILY:** Wife, Carmen; Baldomero (1990), Miguel (1992), Carmen (1994)  
**SPECIAL INTERESTS:** Cycling, fishing, hunting  
**TURNED PROFESSIONAL:** 1974 **PGA TOUR PLAYOFF RECORD:** 1-2  
**PGA TOUR VICTORIES:** 6 — 1978 Greater Greensboro Open. 1980 Masters Tournament.  
 1983 Masters Tournament, Manufacturers Hanover Westchester Classic. 1985 USF&G  
 Classic, 1988 Manufacturers Hanover Westchester Classic.  
**MONEY & POSITION:**

1983 — \$ 210,933 —	18	1988 — \$ 165,202 —	71	1993 — \$ 34,850 —	193
1984 — \$ 132,660 —	52	1989 — \$ 138,094 —	101	1994 — \$ 49,245 —	189
1985 — \$ 206,638 —	26	1990 — \$ 84,584 —	144	1995 — \$ 64,345 —	184
1986 — \$ 45,877 —	141	1991 — \$ 64,320 —	160	1996 — \$ 9,300 —	280
1987 — \$ 305,058 —	32	1992 — \$ 39,206 —	184	1997 —	0
				1998 —	0



**BEST 1998 PGA TOUR FINISH:** Did not make a cut.

**1998 SUMMARY:** Tournaments entered — 3; in money — 0; top-10 finishes — 0

**OTHER INFORMATION:** Played in three PGA TOUR events in 1998, missing cut in each...best finish in 18 PGA European Tour events was T10 at Dubai Desert Classic...1997 European Ryder Cup Captain...winner of 72 tournaments worldwide, including 54 on the PGA European Tour...winner of three British Opens (1979, 84, 88)...first victory came at 1976 Dutch Open, most recent at 1995 Peugeot Spanish Open...has won Open Championships of nine countries (The Netherlands, France, Switzerland, Great Britain, Spain, Ireland, Germany, Japan and Kenya) as well as 1981 Australian PGA ...1984 and 1985 Sun City Million Dollar Challenge winner.

**NATIONAL TEAMS:** World Cup (4), 1975, 76, 77, 91; Double Diamond (3), 1975, 76, 77; Hennessy Cognac Cup (3), 1976, 78, 80; Ryder Cup (8), 1979, 83, 85, 97, 89, 91, 93, 95, Captain 97; Dunhill Cup (3), 1985, 86, 88



## PROMINENT INTERNATIONAL PLAYERS...continued

### Darren Clarke

**HEIGHT:** 6' 2" **WEIGHT:** 225 **BIRTHDATE:** August 14, 1968  
**BIRTHPLACE:** Dungannon, N. Ireland **RESIDENCE:** Portrush, N. Ireland  
**FAMILY:** Single  
**SPECIAL INTERESTS:** Sports, films, reading, cars, fishing  
**TURNED PROFESSIONAL:** 1990 **PGA TOUR PLAYOFF RECORD:** 0-0  
**BEST PGA TOUR FINISH:** T2 — 1997 British Open  
**MONEY & POSITION:** 1995 — \$12,955 — 245 1996 — \$41,850 — 202 1997 — \$282,816 — 87  
1998 — \$121,628 — 175



**BEST 1998 PGA TOUR FINISH:** T8 — Masters Tournament

**1998 SUMMARY:** Tournaments entered — 6; in money — 4; top-10 finishes — 1

**OTHER INFORMATION:** Played six PGA TOUR events in 1998, with best finish T8 at Masters Tournament...had solid season on PGA European Tour, finishing second to Colin Montgomerie in Volvo Ranking (Order of Merit)...was in top 10 in nine of 17 starts...posted victories at Benson & Hedges International and Volvo Masters...tied Jesper Parnevik for second place at 1997 British Open behind Justin Leonard...also runner-up at that year's Volvo PGA Championship...fourth on Order of Merit in 1997, year in which made first Ryder Cup appearance...earned second title of European Tour career at 1996 Linde German Masters...first victory came at 1993 Alfred Dunhill Open.

**NATIONAL TEAMS:** Dunhill Cup (5), 1994, 95, 96, 97, 98; World Cup (3), 1994, 95, 96; Ryder Cup, 1997

### Andrew Coltart

**HEIGHT:** 6' 1" **WEIGHT:** 190 **BIRTHDATE:** May 12, 1970  
**BIRTHPLACE:** Dumfries, Scotland **RESIDENCE:** Richmond, Surrey, England  
**FAMILY:** Single  
**SPECIAL INTERESTS:** All sports, driving, fishing  
**TURNED PROFESSIONAL:** 1991 **PGA TOUR PLAYOFF RECORD:** 0-0  
**BEST PGA TOUR FINISH:** T20 — 1995 British Open  
**MONEY & POSITION:** 1995 — \$36,683 — 218 1996 — \$4,361 — 327 1997 — \$ 5,468 — 298  
1998 — \$37,971 — 220



**BEST 1998 PGA TOUR FINISH:** T30 — NEC World Series of Golf

**1998 SUMMARY:** Tournaments entered — 4; in money — 3; top-10 finishes — 0

**OTHER INFORMATION:** Had seven top-10 finishes in 18 events on 1998 PGA European Tour, including first career victory at Qatar Masters...second at Volvo Masters...finished ninth on European Tour money list...T5 at Subaru Sarazen World Open and T15 at World Cup of Golf...lost in playoff to Ian Woosnam at 1996 Johnnie Walker Classic in Singapore...won 1994 Reebok Australian PGA Championship and 1997 Australian PGA Championship...teamed with Colin Montgomerie and Sam Torrance to help Scotland to its first Alfred Dunhill Cup in 1995...winner of 1994 Scottish PGA Championship.

**NATIONAL TEAMS:** Dunhill Cup (3), 1994, 95, 96; World Cup (4), 1994, 95, 96, 98

### Retief Goosen

**HEIGHT:** 6' 0" **WEIGHT:** 175 **BIRTHDATE:** February 2, 1969  
**BIRTHPLACE:** Pietersburg, South Africa  
**RESIDENCE:** Johannesburg, South Africa and Englefield Green, England  
**FAMILY:** Single  
**SPECIAL INTERESTS:** Water skiing, all sports  
**TURNED PROFESSIONAL:** 1990 **PGA TOUR PLAYOFF RECORD:** 0-0  
**BEST PGA TOUR FINISH:** T10 — 1997 British Open  
**MONEY & POSITION:** 1995 — \$20,652 — 237 1996 — \$7,693 — 297 1997 — \$45,048 — 237  
1998 — 0



**BEST 1998 PGA TOUR FINISH:** Did not make a cut

**1998 SUMMARY:** Tournaments entered — 6; in money — 0; top-10 finishes — 0.

**OTHER INFORMATION:** Teamed with Ernie Els and David Frost in successful 1998 defense of Alfred Dunhill Cup...winner of two PGA European Tour titles in his seven-year career — 1996 Slaley Hall Northumberland Challenge and 1997 Peugeot French Open...five top-10 finishes worldwide in 1998, including a third at Johnnie Walker Classic on Australasian Tour...finished second in defense of his Slaley Hall title and third at Loch Lomond World Invitational, where he shot a final-round 62 in 1997...six-time champion on South African Tour, including 1995 Phillips South African Open...that Tour's Rookie of the Year in 1991...1990 South African Amateur Champion.

**NATIONAL TEAMS:** World Cup (2), 1993, 95; Dunhill Cup (3), 1995, 97, 98

## PROMINENT INTERNATIONAL PLAYERS...continued

### Miguel Angel Jimenez

**HEIGHT:** 5' 10" **WEIGHT:** 160 **BIRTHDATE:** January 5, 1964  
**BIRTHPLACE:** Malaga, Spain **RESIDENCE:** Malaga, Spain  
**FAMILY:** Wife, Monserrat; Miguel (1995)  
**SPECIAL INTEREST:** Cars  
**TURNED PROFESSIONAL:** 1982 **PGA TOUR PLAYOFF RECORD:** 0-0  
**BEST PGA TOUR FINISH:** T13 — 1995 PGA Championship  
**MONEY & POSITION:** 1995 — \$57,196 — 193 1996 — \$26,631 — 227



1997 — 0  
 1998 — 0

**BEST 1998 PGA TOUR FINISH:** Did not make a cut

**1998 SUMMARY:** Tournaments entered — 1; in money — 0; top-10 finishes — 0

**OTHER INFORMATION:** Enjoyed best year on PGA European Tour in 1998 with two victories and a fourth-place finish in Volvo Ranking with \$759,216...wins came at Peugeot Open de Espana in Barcelona and Trophee Lancome in Paris...first European Tour victory came in 1992 at the Piaget Open...added second win in 1994 at Heineken Dutch Open, which helped him to fifth place on Order of Merit.

**NATIONAL TEAMS:** Dunhill Cup (7), 1990, 92, 93, 94, 95, 96, 98; World Cup (4), 1990, 92, 93, 94

### Per-Ulrik Johansson

**HEIGHT:** 5' 8" **WEIGHT:** 155 **BIRTHDATE:** December 6, 1966  
**BIRTHPLACE:** Uppsala, Sweden **RESIDENCE:** Marbella, Spain  
**FAMILY:** Single  
**SPECIAL INTERESTS:** Music, sports, cars, food, wine  
**TURNED PROFESSIONAL:** 1990 **PGA TOUR PLAYOFF RECORD:** 0-0  
**BEST PGA TOUR FINISH:** T8 — 1996 PGA Championship  
**MONEY & POSITION:** 1992 — \$ 2,265 — 293 1995 — \$ 32,659 — 224 1997 — \$ 66,151 — 191  
 1993 — 0 1996 — \$ 79,100 — 179 1998 — \$149,192 — 164



**BEST 1998 PGA TOUR FINISH:** T12 — Masters Tournament


**1998 SUMMARY:** Tournaments entered — 8; in money — 6; top-10 finishes — 0

**OTHER INFORMATION:** Best finish in 14 PGA European Tour events fifth at Linde German Masters...twice a winner in Europe in 1997, giving him five victories in his career...two-stroke winner at Alamo English Open, where he shot third-round 64...won Smurfit European Open by six strokes...winner of 1996 Smurfit European Open...also won 1991 Renault Belgian Open and 1994 Chemapol Trophy Czech Open...best Order of Merit finish came in 1997, when he finished 11th...college teammate of Phil Mickelson at Arizona State.

**NATIONAL TEAMS:** Dunhill Cup (5), 1991, 92, 95, 97, 98; World Cup (3), 1991, 92, 97; Ryder Cup (2), 1995, 97

### Robert Karlsson

**HEIGHT:** 6' 5" **WEIGHT:** 195 **BIRTHDATE:** September 3, 1969  
**BIRTHPLACE:** St. Malm, Sweden **RESIDENCE:** Monaco  
**FAMILY:** Single  
**SPECIAL INTERESTS:** Skiing, fishing  
**TURNED PROFESSIONAL:** 1989 **PGA TOUR PLAYOFF RECORD:** 0-0  
**BEST PGA TOUR FINISH:** T65 — 1998 PGA Championship  
**MONEY & POSITION:** 1998 — \$5,750 — 305  
**BEST 1998 PGA TOUR FINISH:** T65 — PGA Championship



**1998 SUMMARY:** Tournaments entered — 5; in money — 1; top-10 finishes — 0

**OTHER INFORMATION:** 11th on PGA European Tour's Volvo Ranking in 1998, season in which had two second-place finishes: Moroccan Open and Linde German Masters...T65 at PGA Championship...earned first European Tour victory in 1995 at Turespana Open Mediterranea...second win came in playoff at 1997 BMW International Open.

**NATIONAL TEAMS:** Dunhill Cup, 1992

## PROMINENT INTERNATIONAL PLAYERS...continued

### Bernhard Langer

**HEIGHT:** 5' 9" **WEIGHT:** 155 **BIRTHDATE:** August 27, 1957  
**BIRTHPLACE:** Anhausen, Germany **RESIDENCE:** Anhausen, Germany  
**FAMILY:** Wife, Vikki; Jackie, Stefan, Christina  
**SPECIAL INTERESTS:** Skiing, soccer, tennis, cycling  
**TURNED PROFESSIONAL:** 1976 **PGA TOUR PLAYOFF RECORD:** 1-1  
**PGA TOUR VICTORIES:** 3— 1985 Masters Tournament, Sea Pines Heritage Classic.



**1993 Masters Tournament.**  
**MONEY & POSITION:**

1984 — \$ 82,465 — 75	1989 — \$ 195,973 — 73	1994 — \$ 118,241 — 142
1985 — \$271,044 — 13	1990 — \$ 35,150 — 187	1995 — \$ 394,877 — 46
1986 — \$379,800 — 10	1991 — \$112,539 — 129	1996 — \$ 34,183 — 212
1987 — \$366,430 — 23	1992 — \$ 41,211 — 181	1997 — \$ 158,505 — 136
1988 — \$100,635 — 111	1993 — \$ 626,938 — 23	1998 — \$ 141,715 — 168

**BEST 1998 PGA TOUR FINISH:** T4 — Bay Hill Invitational

**1998 SUMMARY:** Tournaments entered — 8; in money — 4; top-10 finishes — 1

**OTHER INFORMATION:** 18th on 1998 PGA European money list after finishing second to Colin Montgomerie in 1997...won four times in 1997 — Italian Open, Benson & Hedges International Open, Chemapol Trophy Czech Open and Linde German Masters...victories lifted career total to 51 worldwide...had two prodigious streaks broken on the PGA European Tour in 1996: had gone 68 consecutive tournaments without missing a cut before Volvo PGA Championship and had won at least one tournament for 16 consecutive years (1980-95)...won 1996 Dunhill Masters in Hong Kong...has won five German Opens (1981-82-85-86-93) and three German Masters (1989-91-97)...winner of 1986 and 1991 Million Dollar Challenge...won individual title at 1993 World Cup.

**NATIONAL TEAMS:** World Cup (11), 1976, 77, 78, 79, 80, 90, 91, 92, 93, 94, 96; Hennessy Cognac Cup (4) 1976, 78, 80, 82; Ryder Cup (9), 1981, 83, 85, 87, 89, 91, 93, 95, 97; Nissan Cup (2), 1985, 86; Kirin Cup, 1987; Asahi Glass Four Tours (2), 1989, 90; Dunhill Cup, 1992

### Stephen Leaney

**HEIGHT:** 6' 1" **WEIGHT:** 160 **BIRTHDATE:** March 10, 1969  
**BIRTHPLACE:** Busselton, Australia **RESIDENCE:** Perth, Australia  
**FAMILY:** Single  
**SPECIAL INTERESTS:** Basketball, cricket, surfing, reading  
**TURNED PROFESSIONAL:** 1992 **PGA TOUR PLAYOFF RECORD:** 0-0  
**BEST PGA TOUR FINISH:** 68 — 1998 PGA Championship  
**MONEY & POSITION:** 1998 — \$5,560 — 306



**BEST 1998 PGA TOUR FINISH:** 68 — PGA Championship

**1998 SUMMARY:** Tournaments entered — 2; in money — 1; top-10 finishes — 0

**OTHER INFORMATION:** Played in 17 events on 1998 PGA European Tour, finishing in top 10 three times with two victories: Moroccan Open and TNT Dutch Open...wins were his first on European Tour...finished 11th in Volvo Ranking...68th at PGA Championship...played Australasian Tour from 1993-97, winning 1995 and 1997 Victorian Opens...winner of 1992 Malaysian Open and three Western Australian Opens...in 1993, rebounded from life-threatening medical problem that involved removal of two ribs...was sidelined for seven months.

### Peter Lonard

**HEIGHT:** 5' 11" **WEIGHT:** 215 **BIRTHDATE:** July 17, 1967  
**BIRTHPLACE:** Sydney, Australia **RESIDENCE:** Sydney, Australia  
**FAMILY:** Single  
**SPECIAL INTERESTS:** All sports, cars  
**TURNED PROFESSIONAL:** 1988 **PGA TOUR PLAYOFF RECORD:** 0-0  
**BEST PGA TOUR FINISH:** T24 — 1997 British Open  
**MONEY & POSITION:** 1996 — 0 1997 — \$37,537 — 221 1998 — 0



**BEST 1998 PGA TOUR FINISH:** Did not make a cut

**1998 SUMMARY:** Tournaments entered — 1; in money — 0; top-10 finishes — 0.

**OTHER INFORMATION:** After three runner-up finishes on Australasian Tour in 1995, earned first victory at 1997 Australian Masters, where he defeated Peter O'Malley in a playoff...runner-up to Ernie Els by one stroke at 1997 Johnnie Walker Classic...posted back-to-back runner-up finishes at Australian Players Championship and Australian PGA Championship in 1996...best finish on U.S. soil came at 1997 NEC World Series of Golf, where he finished T40...had a well-documented comeback from Ross River Virus, a disease spread by virus-carrying mosquitoes that causes symptoms such as swollen joints, muscle fatigue, skin rash and fever.

## PROMINENT INTERNATIONAL PLAYERS...continued

### Shigeki Maruyama

**HEIGHT:** 5' 7" **WEIGHT:** 185 **BIRTHDATE:** September 12, 1969  
**BIRTHPLACE:** Chiba, Japan **RESIDENCE:** Chiba, Japan  
**FAMILY:** Wife, Mizuho  
**TURNED PROFESSIONAL:** 1992 **PGA TOUR PLAYOFF RECORD:** 0-0  
**BEST PGA TOUR FINISH:** T10 — 1997 British Open  
**MONEY & POSITION:** 1994 — 0 1996 — \$ 50,588 — 196  
 1995 — 0 1997 — \$111,781 — 161 1998 — \$78,556 — 193

**BEST 1998 PGA TOUR FINISH:** T11 — NEC World Series of Golf

**1998 SUMMARY:** Tournaments entered — 6; in money — 4; top-10 finishes — 0

**OTHER INFORMATION:** Surprise star of 1998 Presidents Cup with 5-0 record...won the PGA Philanthropy in Japan in 1998 after winning three times in 1997 — Japan PGA Championship, Pocari Sweat Yomiuri Open, PGA Match Play...made four cuts in six PGA TOUR events he entered in 1998 and six in 1997...won 1996 Bridgestone Open...earlier victories came at 1993 Pepsi-Ubekousan and 1995 Bridgestone Open.

**NATIONAL TEAM:** The Presidents Cup, 1998



### Mark McNulty

**HEIGHT:** 5' 10" **WEIGHT:** 160 **BIRTHDATE:** October 25, 1953  
**BIRTHPLACE:** Bindwa, Zimbabwe **RESIDENCE:** Johannesburg, South Africa  
**FAMILY:** Matthew, Catherine and Sunningdale, England  
**SPECIAL INTERESTS:** Piano, fine arts, Koi fish  
**TURNED PROFESSIONAL:** 1977 **PGA TOUR PLAYOFF RECORD:** 0-0  
**BEST PGA TOUR FINISH:** 4 — 1982 Danny Thomas Memphis Classic; T4 — 1982 Sammy

**MONEY & POSITION:** Davis, Jr.—Greater Hartford Open  
 1982 — \$ 50,322 — 90 1986 — \$ 6,175 — 225 1992 — \$ 46,171 — 181  
 1983 — \$ 40,062 — 115 1987 — \$ 4,165 — 243 1994 — \$157,700 — 114  
 1984 — \$ 5,382 — 198 1988 — \$39,481 — 159 1995 — \$ 64,795 — 181  
 1985 — \$ 3,600 — 217 1990 — \$34,375 — 188 1996 — \$ 31,388 — 219  
 1991 — \$34,321 — 194 1997 — \$ 43,654 — 210  
 1998 — \$ 0

**BEST 1998 PGA TOUR FINISH:** Did not make a cut in 1998

**1998 SUMMARY:** Tournaments entered — 1; in money — 0; top-10 finishes — 0

**OTHER INFORMATION:** Posted one win on 1998 Southern Africa PGA Tour at Vodacom Players Championship...finished in top 10 in all six of his starts...won twice on Southern Africa Tour in 1997, at South African Masters and Nashua Wild Coast Sun Championship...won four tournaments in 1996: Sun Dutch Open and Volvo Masters on PGA European Tour, Dimension Data National on PGA Tour of South Africa and his second Zimbabwe Open title in December...finished second on South African Tour Order of Merit and fifth on European Order of Merit in 1996...now has 44 professional victories to his credit worldwide, 15 on European Tour...in 1987 and 1990 finished second on European Order of Merit, both times to Ian Woosnam...topped South African money list six times (1980-81-85-86-87-97/98)...finest year may have been 1986, when he won eight tournaments on South African Tour.

**NATIONAL TEAMS:** World Amateur Team, 1974; Dunhill Cup (6), 1993, 94, 95, 96, 97, 98; World Cup (6), 1993, 94, 95, 96, 97, 98; The Presidents Cup (2), 1994, 96



### Frankie Minoza

**HEIGHT:** 5' 11" **WEIGHT:** 160 **BIRTHDATE:** December 29, 1959  
**BIRTHPLACE:** Mindanao, Philippines **RESIDENCE:** Manila, Philippines  
**FAMILY:** Wife, Malou; Aileen, Frances Mae, Macy, Nicole  
**SPECIAL INTEREST:** Movies  
**TURNED PROFESSIONAL:** 1983 **PGA TOUR PLAYOFF RECORD:** 0-0  
**BEST PGA TOUR FINISH:** T52 — 1998 British Open  
**MONEY & POSITION:** 1991 — 0 1997 — 0 1998 — \$11,285 — 269  
**BEST 1998 PGA TOUR FINISH:** T52-British Open

**1998 SUMMARY:** Tournaments entered — 1; in money — 1; top-10 finishes — 0.

**OTHER INFORMATION:** Won three tournaments in 1998 — Philippines Masters, Rolex Masters and Philippines Open...five times a winner on Japanese PGA Tour — 1990 Dunlop Open, 1993 Maruman Open, 1995 Sanko Grand Summer Tournament, 1995 Daikyo Open, 1998 Asian Tour Kirin Open...a past Open Champion in Indonesia (1988, 1990), Korea (1988), Pakistan (1989), China (1990) and Taiwan (1990)...led Asian Tour Order of Merit in 1990...recorded 12 top-10 finishes on Japanese Tour in 1998.

**NATIONAL TEAMS:** World Cup (5), 1983, 89, 90, 92, 95



## PROMINENT INTERNATIONAL PLAYERS...continued

### Colin Montgomerie

**HEIGHT:** 6' 1" **WEIGHT:** 210 **BIRTHDATE:** June 23, 1963  
**BIRTHPLACE:** Glasgow, Scotland **RESIDENCE:** Oxshott, Surrey, England  
**FAMILY:** Wife, Eimear; Olivia (1993), Venetia Grace (1996)  
**SPECIAL INTERESTS:** Music, cars, films  
**TURNED PROFESSIONAL:** 1987 **PGA TOUR PLAYOFF RECORD:** 0-2  
**BEST PGA TOUR FINISH:** 2 — 1995 PGA Championship, 1997 U.S. Open;  
 T2—1994 U.S. Open, 1996 PLAYERS Championship

**MONEY & POSITION:** 1992 — \$ 98,045 — 132 1994 — \$213,828 — 87 1996 — \$421,011 — 48  
 1993 — \$ 17,992 — 221 1995 — \$335,617 — 53 1997 — \$578,991 — 37  
 1998 — \$321,823 — 97

**BEST 1998 PGA TOUR FINISH:** 3 — Honda Classic

**1998 SUMMARY:** Tournaments entered — 8; in money — 5; top-10 finishes — 3

**OTHER INFORMATION:** Winner of PGA European Tour Order of Merit the last six years (1993-98)...fifth consecutive money title in 1997 broke record of four in a row he shared with Peter Oosterhuis (1971-74)...won three European Tour events in 1998: Volvo PGA Championship, One 2 One British Masters and Linde German Masters...also won 1997 Andersen Consulting World Championship of Golf and 1997 World Cup individual title...has won 17 European Tour events in his 12-year career...two-time Volvo German Open champion...won 1996 Million Dollar Challenge.

**NATIONAL TEAMS:** World Amateur Team (2), 1984, 86; Walker Cup (2), 1985, 87; Dunhill Cup (9), 1988, 91, 92, 93, 94, 95, 96, 97, 98; World Cup (6), 1988, 91, 92, 93, 97, 98; Ryder Cup (4), 1991, 93, 95, 97; Asahi Glass Four Tours, 1991



### Peter O'Malley

**HEIGHT:** 5' 9" **WEIGHT:** 185 **BIRTHDATE:** June 23, 1965  
**BIRTHPLACE:** Bathurst, Australia **RESIDENCE:** Sydney, Australia  
**FAMILY:** Wife, Jill; Thomas (1994), Jessica (1996)  
**SPECIAL INTERESTS:** All sports, fishing  
**TURNED PROFESSIONAL:** 1987 **PGA TOUR PLAYOFF RECORD:** 0-0  
**BEST PGA TOUR FINISH:** T7 — 1997 British Open

**MONEY & POSITION:** 1993 — \$9,220 — 241 1996 — \$33,552 — 214  
 1995 — \$9,411 — 260 1997 — \$68,137 — 187 1998 — \$39,094 — 216

**BEST 1998 PGA TOUR FINISH:** T24 — British Open

**1998 SUMMARY:** Tournaments entered — 5; in money — 4; top-10 finishes — 0

**OTHER INFORMATION:** Played on three different Tours in 1998: PGA European Tour, Australasian Tour and PGA TOUR...won Canon Challenge in hometown of Sydney on Australasian Tour...T3 in Australasian Tour Championship...made five starts on PGA TOUR, with best finish T24 at British Open...T8 at Subaru Sarazen World Open and seventh at World Cup of Golf...had three top-10s in 13 starts on European Tour...won 1992 Bell's Scottish Open, thanks to seven-under-par total over final five holes to defeat Colin Montgomerie by two strokes...winner of 1995 Benson and Hedges International Open in Europe and 1995 AMP Air New Zealand Open...runner-up in first European Tour start at Dubai Desert Classic in 1989.

**NATIONAL TEAMS:** World Cup (2), 1992, 98



### Jose Maria Olazabal

**HEIGHT:** 5' 10" **WEIGHT:** 160 **BIRTHDATE:** February 5, 1966  
**BIRTHPLACE:** Fuenterrabia, Spain **RESIDENCE:** Fuenterrabia, Spain  
**SPECIAL INTERESTS:** Pop music, cinema, wildlife, ecology  
**TURNED PROFESSIONAL:** 1985 **PGA TOUR PLAYOFF RECORD:** 0-0  
**TOUR VICTORIES:** 4—1990 NEC World Series of Golf, 1991 The International.

**MONEY & POSITION:** 1987 — \$ 7,470 — 215 1991 — \$ 382,124 — 43 1994 — \$969,900 — 7  
 1989 — \$ 56,039 — 160 1992 — \$ 63,429 — 161 1995 — \$213,415 — 87  
 1990 — \$337,837 — 38 1993 — \$ 60,160 — 174 1997 — \$173,589 — 126  
 1998 — \$208,486 — 133

**BEST 1998 PGA TOUR FINISH:** T12 — Masters Tournament

**1998 SUMMARY:** Tournaments entered — 7; in money — 6; top-10 finishes — 0

**OTHER INFORMATION:** Seventh on PGA European Tour Order of Merit in 1998... won Dubai Desert Classic and had pair of T2s at Turespana Masters and Italian Open...after missing all of 1996 with a myriad of foot ailments, returned to prior form in 1997...won third start after return at Turespana Masters...member of fifth Ryder Cup team in 1997...winner of 17 PGA European Tour tournaments, including Swiss Open and Sanyo Open in his rookie year of 1986, when he finished second on money list...also finished second on money list in 1989 and third in 1988 and 1990...1989 and 1990 Visa Taiheiyo Masters champion...teamed with Seve Ballesteros to win Tournoi Perrier de Paris in 1995.

**NATIONAL TEAMS:** World Amateur Team (2), 1982, 84; Dunhill Cup (7), 1986, 87, 88, 89, 92, 93, 98; Ryder Cup (5), 1987, 89, 91, 93, 97; Kirin Cup, 1987; World Cup, 1989; Asahi Glass Four Tours, 1989





## PROMINENT INTERNATIONAL PLAYERS...continued

### Masashi "Jumbo" Ozaki

**HEIGHT:** 6' 2" **WEIGHT:** 200 **BIRTHDATE:** January 24, 1947  
**BIRTHPLACE:** Tokushima, Japan **RESIDENCE:** Chiba, Japan  
**FAMILY:** Wife, Yoshiko; Eri, Tomoharu, Takaharu  
**SPECIAL INTERESTS:** Wine and Bonsai  
**TURNED PROFESSIONAL:** 1970 **PGA TOUR PLAYOFF RECORD:** 0-0  
**BEST-EVER FINISH:** T4 — 1993 Memorial Tournament



**MONEY & POSITION:**

1987 — \$21,727 — 184	1991 — \$15,765 — 218	1995 — \$60,292 — 188
1988 — \$ 6,321 — 233	1992 — \$13,906 — 223	1996 — \$28,920 — 225
1989 — \$47,755 — 165	1993 — \$66,742 — 169	1997 — \$19,140 — 241
1990 — \$31,834 — 192	1994 — \$25,557 — 217	1998 — 0

**BEST 1998 PGA TOUR FINISH:** Did not make a cut

**1998 SUMMARY:** Tournaments entered — 4; in money — 0; top-10 finishes — 0

**OTHER INFORMATION:** Jumbo won three more times in Japan in 1998, lifting his career victories total to 109, all but one of which have come in his homeland...win at 1996 Dunlop Phoenix was 100th of his career...among his victories are six Japan PGA Championships, six Japan Series Championships, six Fuji-Sankei Opens, six Ana Opens, five Japan Opens and five Jun Classics...leading money-winner on Japanese Tour 11 years (1973, 74, 77, 88, 89, 90, 92, 94, 95, 96, 98)...one victory outside Japan was 1972 New Zealand PGA Championship.

**NATIONAL TEAMS:** U.S. vs. Japan (9), 1971, 72, 73, 75, 77, 78, 79, 80, 81; World Cup (2), 1974, 88; Asahi Glass Four Tours (3), 1986, 87, 89; Presidents Cup, 1996

### Costantino Rocca

**HEIGHT:** 5' 9" **WEIGHT:** 190 **BIRTHDATE:** December 4, 1956  
**BIRTHPLACE:** Bergamo, Italy **RESIDENCE:** Bergamo, Italy  
**FAMILY:** Wife, Antonella; Chiara (1985), Francesco (1991)  
**SPECIAL INTERESTS:** Fishing, soccer  
**TURNED PROFESSIONAL:** 1981 **PGA TOUR PLAYOFF RECORD:** 0-0



**BEST PGA TOUR FINISH:** 2 — 1995 British Open  
**MONEY & POSITION:**

1994 — \$ 16,350 — 232	1996 — \$ 41,316 — 205
1995 — \$185,500 — 98	1997 — \$118,025 — 156
1998 — \$71,040 — 200	

**BEST 1998 PGA TOUR FINISH:** T9 — British Open

**1998 SUMMARY:** Tournaments entered — 6; in money — 2; top-10 finishes — 0

**OTHER INFORMATION:** Played events on four different Tours in 1998, with best finish being a fourth at Canon European Masters...also tied for second with Nick Faldo behind World Cup of Golf medalist Scott Verplank...earned fourth career victory in Europe at 1997 Canon European Masters...member of third European Ryder Cup team in 1997...won 1996 Volvo PGA Championship...also posted a second at 1996 Smurfit European Open and a third at One 2 One British Masters...lost playoff to Lee Westwood at Sumitomo VISA Taiheiyō Masters on Japanese Tour...first two victories came in 1993: Open V33 du Grand Lyon and Peugeot French Open.

**NATIONAL TEAMS:** Hennessy Cognac Cup, 1984; Dunhill Cup (6), 1986, 87, 89, 81, 92, 96; World Cup (9), 1988, 90, 91, 92, 93, 94, 95, 96, 98; Ryder Cup (3), 1993, 95, 97

### Eduardo Romero

**HEIGHT:** 6' 2" **WEIGHT:** 185 **BIRTHDATE:** July 17, 1954  
**BIRTHPLACE:** Cordoba, Argentina **RESIDENCE:** Cordoba, Argentina  
**FAMILY:** Wife, Adriana; Dolly  
**SPECIAL INTERESTS:** Hunting, fishing  
**TURNED PROFESSIONAL:** 1982 **PGA TOUR PLAYOFF RECORD:** 0-0



**BEST PGA TOUR FINISH:** T2 — 1990 International  
**MONEY & POSITION:**

1986 — \$ 21,749 — 172	1991 — \$ 6,179 — 249	1995 — \$ 24,942 — 233
1987 — 0	1992 — 0	1996 — \$ 12,158 — 264
1990 — \$ 74,667 — 152	1993 — \$18,500 — 219	1997 — \$ 76,512 — 179
		1998 — \$ 35,945 — 223

**BEST 1998 PGA TOUR FINISH:** T25 — U.S. Open

**1998 SUMMARY:** Tournaments entered — 3; in money — 2; top-10 finishes — 0

**OTHER ACHIEVEMENTS:** Winner of six tournaments in Europe and six in his native South America...11th on PGA European Tour money list in 1990, a career best...4 top-10 finishes in Europe in 1998, including a pair of T2s at The Standard Life Loch Lomond World Invitational and One 2 One British Masters...tied for seventh at 1997 British Open...three-time Argentine PGA Champion (1983, 1986, 1992)

**NATIONAL TEAMS:** Dunhill Cup (7), 1988, 89, 90, 93, 95, 97, 98; World Cup (8), 1983, 84, 87, 88, 91, 93, 94, 95.

## PROMINENT INTERNATIONAL PLAYERS...continued

### Patrik Sjoland

**HEIGHT:** 5' 9" **WEIGHT:** 160 **BIRTHDATE:** May 13, 1971  
**BIRTHPLACE:** Boras, Sweden **RESIDENCE:** Marbella, Spain  
**FAMILY:** Single  
**SPECIAL INTERESTS:** All sports, music  
**TURNED PROFESSIONAL:** 1990 **PGA TOUR PLAYOFF RECORD:** 0-0  
**BEST PGA TOUR FINISH:** T38 — 1998 British Open  
**MONEY & POSITION:** 1998 — \$13,756 — 259  
**BEST 1998 PGA TOUR FINISH:** T38 — British Open  
**1998 SUMMARY:** Tournaments entered — 3; in money — 1; top-10 finishes — 0  
**OTHER INFORMATION:** Had best year of three on PGA European Tour in 1998, finishing fifth in Volvo Ranking...posted first career victory at Italian Open and was second three times: T2 Volvo PGA Championship, T2 Qatar Masters and solo second at Canon Masters...T5 at World Cup of Golf...won Open Divonne on European Tour's Challenge Tour in 1995.  
**NATIONAL TEAMS:** World Cup (3), 1995, 96, 98; Dunhill Cup (2), 1996, 98



### Hidemichi Tanaka

**HEIGHT:** 5' 5" **WEIGHT:** 130 **BIRTHDATE:** March 29, 1971  
**BIRTHPLACE:** Hiroshima, Japan **RESIDENCE:** Tokyo, Japan  
**FAMILY:** Single  
**TURNED PROFESSIONAL:** 1991 **PGA TOUR PLAYOFF RECORD:** 0-0  
**BEST PGA TOUR FINISH:** T23 — 1996 NEC World Series of Golf  
**MONEY & POSITION:** 1996 — \$38,999 — 207 1997 — 0 1998 — 0  
**BEST 1998 PGA TOUR FINISH:** Did not make a cut  
**1998 SUMMARY:** Tournaments entered — 1; in money — 0; top-10 finishes — 0  
**OTHER INFORMATION:** Enjoyed outstanding year on Japanese Tour punctuated by two victories: Aiful Cup and Japan Open...also had two second-place finishes and nine top-10s in 25 starts...was fourth on money list...won 1996 Pepsi Ube-Kosan...in 1995 won Japan Tour's richest event, Phillip Morris Championship, and finished sixth on money list...shared first-round lead at 1996 NEC World Series of Golf after opening 66, but finished T23 in just his third U.S. tournament...made U.S. debut earlier that year at United Airlines Hawaiian Open.



### Sam Torrance

**HEIGHT:** 5' 11" **WEIGHT:** 190 **BIRTHDATE:** August 24, 1953  
**BIRTHPLACE:** Largs, Scotland **RESIDENCE:** Wentworth, England  
**FAMILY:** Wife, Suzanne; Daniel (1988), Phoebe (1992), Anoushka (1995)  
**SPECIAL INTERESTS:** Snooker, tennis, cards, family  
**TURNED PROFESSIONAL:** 1970 **PGA TOUR PLAYOFF RECORD:** 0-1  
**BEST-EVER FINISH:** 2—1983 Southern Open  
**MONEY & POSITION:** 1982 — \$ 4,550 — 218 1985 — \$ 4,445 — 207 1995 — \$56,970 — 194  
1983 — \$27,000 — 138 1991 — 0 1996 — \$41,454 — 204  
1984 — \$ 919 — 255 1994 — \$123,492 — 136 1997 — \$18,985 — 242  
1998 — \$20,530 — 244  
**BEST 1998 PGA TOUR FINISH:** T24 — British Open  
**1998 SUMMARY:** Tournaments entered — 1; in money — 1; top-10 finishes — 0  
**OTHER INFORMATION:** Winner of 21 PGA European Tour events in a career that began in 1971...European Tour's second-leading money winner twice (1984, 1995) and ranked third twice (1976, 1982)...won for first time since 1995 when he captured last year's Peugeot Open de France...1980 Australian PGA Champion...won European Championship in 1996 Andersen Consulting World Championship of Golf.  
**NATIONAL TEAMS:** World Cup (11), 1976, 78, 82, 84, 85, 87, 89, 90, 91, 93, 95; Hennessy Cognac Cup (5), 1976, 78, 80, 82, 84; Ryder Cup (8), 1981, 83, 85, 87, 89, 91, 93, 95; Dunhill Cup (8), 1985, 86, 87, 89, 90, 91, 93, 95; Nissan Cup, 1985; Asahi Glass Four Tours, 1991



## PROMINENT INTERNATIONAL PLAYERS...continued

### Greg Turner

**HEIGHT:** 6' 2" **WEIGHT:** 182 **BIRTHDATE:** February 21, 1963  
**BIRTHPLACE:** Dunedin, New Zealand **RESIDENCE:** Queenstown, New Zealand  
**FAMILY:** Wife, Jane; Charlotte (1997)  
**SPECIAL INTERESTS:** Environment, fishing, cricket, rugby, writing  
**TURNED PROFESSIONAL:** 1984 **PGA TOUR PLAYOFF RECORD:** 0-0  
**BEST PGA TOUR FINISH:** T7 — 1996 British Open  
**MONEY & POSITION:** 1986 — \$ 5,800 — 218 1996 — \$54,250 — 19  
 1997 — \$10,315 — 268 1998 — \$74,604 — 196



**BEST 1998 PGA TOUR FINISH:** T15 — British Open

**1998 SUMMARY:** Tournaments entered — 4; in money — 3; top-10 finishes — 0

**OTHER INFORMATION:** Had four top-10 finishes in 16 PGA European Tour starts in 1998...tied for second at Cannes Open in April and Trophee Lancome in September...also played on Australasian Tour and PGA TOUR in 1998...tied for 15th at the British Open...finished T9 at Subaru Sarazen World Open and T5 in World Cup of Golf...member of winning International Presidents Cup Team...long-time standout in his native New Zealand...captured 1984 New Zealand PGA Championship in his third start as a professional...also won 1989 AMP New Zealand Open and 1997 Air New Zealand-AMP New Zealand Open...Rookie of the Year on 1985 Australasian Tour...won 1990 Johnnie Walker Classic and 1991 Daijyo Palm Meadows Cup on Australasian Tour...owns four European Tour wins, including playoff victory at 1986 Scandinavian Enterprise Open...most recent European Tour win was at 1997 One 2 One British Masters...won the 1985 Fiji Open and 1986 Singapore Open.

**NATIONAL TEAMS:** Dunhill Cup (8), 1986, 87, 90, 92, 94, 95, 96, 98; World Cup (10), 1985, 87, 88, 89, 90, 91, 92, 93, 94, 98; The Presidents Cup, 1998

### Lee Westwood

**HEIGHT:** 6' 0" **WEIGHT:** 205 **BIRTHDATE:** April 24, 1973  
**BIRTHPLACE:** Worksop, England **RESIDENCE:** Worksop, England  
**FAMILY:** Single  
**SPECIAL INTERESTS:** Films, snooker, cars  
**TURNED PROFESSIONAL:** 1993 **PGA TOUR PLAYOFF RECORD:** 0-0  
**PGA TOUR VICTORIES:** 1 — 1998 Freeport•McDermott Classic  
**MONEY & POSITION:** 1995 — \$6,380 — 288 1997 — \$155,645 — 138  
 1996 — 0 1998 — \$599,586 — 46



**BEST 1998 PGA TOUR FINISH:** 1 — 1998 Freeport•McDermott Classic

**1998 SUMMARY:** Tournaments entered — 8; in money — 7; top-10 finishes — 3

**OTHER INFORMATION:** Posted 13 top-10 finishes around the world in 1998, including four victories in Europe: Deutsche Bank Open, National Car Rental English Open, The Standard Life Loch Lomond World Invitational and Belgacom Open...also won third consecutive VISA Taiheiyo Masters in Japan...productive year on U.S. soil, with T5 at THE PLAYERS Championship and victory the following week at the Freeport•McDermott Classic...made first Ryder Cup appearance in 1997...runner-up to Mark Calcavecchia at 1997 Subaru Sarazen World Open...earned his first professional victory at 1996 Volvo Scandinavian Masters in a playoff over Paul Broadhurst and Russell Claydon...tied for second at 1996 Volvo Masters and for third at Italian Open...second victory of 1996 came at Sumitomo VISA Taiheiyo Masters on Japanese Tour...defeated Costantino Rocca and Jeff Sluman in playoff...T6 following week at Dunlop Phoenix.

**NATIONAL TEAMS:** Dunhill Cup (3), 1996, 97, 98; Ryder Cup, 1997.

### Ian Woosnam

**HEIGHT:** 5' 5" **WEIGHT:** 160 **BIRTHDATE:** March 2, 1958  
**BIRTHPLACE:** Oswestry, Wales **RESIDENCE:** Jersey, Channel Islands  
**FAMILY:** Wife, Glendryth; Daniel, Rebecca, Amy  
**SPECIAL INTERESTS:** Fishing, snooker, sports  
**TURNED PROFESSIONAL:** 1976 **PGA TOUR PLAYOFF RECORD:** 1—0  
**PGA TOUR VICTORIES:** 2 — 1991 USF&G Classic, Masters Tournament.  
**MONEY & POSITION:** 1984 — 0 1989 — \$146,323 — 97 1993 — \$ 55,426 — 176  
 1986 — \$4,000 — 233 1990 — \$ 72,138 — 156 1994 — \$ 51,895 — 188  
 1987 — \$3,930 — 236 1991 — \$485,023 — 30 1995 — \$174,464 — 106  
 1988 — \$8,464 — 219 1992 — \$ 52,046 — 173 1996 — \$ 41,696 — 203  
 1997 — \$ 40,738 — 216 1998 — \$123,005 — 174




**BEST 1998 PGA TOUR FINISH:** T8 — Freeport•McDermott Classic

**1998 SUMMARY:** Tournaments entered — 8; in money — 4; top—10 finishes — 1

**OTHER INFORMATION:** Earned 41st victory worldwide at 1997 Volvo PGA Championship on PGA European Tour...made eighth Ryder Cup appearance in 1997...collected four victories on PGA European Tour in 1996...won Johnnie Walker Asian Classic, Heineken Classic, Scottish Open and Volvo German Open...also won Scottish Open in 1987 and 1990...1988 and 1989 Irish Open champion...1993 English Open champion...runner-up to Colin Montgomerie on 1996 European Order of Merit...leading money-winner on European Tour in 1987 and 1990...first European Tour victory came at 1982 Swiss Open...won 1988 Million Dollar Challenge in South Africa.

**NATIONAL TEAMS:** World Cup (14), 1980, 82, 83, 84, 85, 87, 90, 91, 92, 93, 94, 96, 97, 98; Hennessy Cognac Cup (2), 1982, 84; Ryder Cup (8), 1983, 85, 87, 89, 91, 93, 95, 97; Dunhill Cup (8), 1985, 86, 88, 89, 90, 91, 93, 95; Nissan Cup (2), 1985, 86; Kirin Cup, 1987; Asahi Glass Four Tours (2), 1988, 90

Vijay Singh captured his first major championship title at the PGA Championship, then the very next week won his seventh PGA TOUR title at the Sprint International.



**1998 PGA TOUR TOURNAMENT SUMMARIES/HISTORIES**

SECTION 3

## Bank of America West Coast Swing Event

### 1998 MERCEDES CHAMPIONSHIPS


La Costa Resort and Spa, Carlsbad, CA  
Par: 36-36-72 Yards: 7,022

Purse: \$1,700,000  
January 8-11, 1998



**LEADERS: First Round**—John Cook opened with a 7-under-par 65. Nick Price trailed by one stroke. **Second Round**—Phil Mickelson and Cook, at 9-under-par 135, led Frank Nobilo and Price by one. **Third Round**—Mickelson, at 13-under-par 203, led Duval by one. Price and Cook were two back.

**CUT:** There was no cut. 30 of the 31 eligible players competed; Bill Glasson was continuing his recuperation from Nov. 1997 surgery.



**PRO-AM:** \$10,000. Team—Nick Price, 55, \$1,000. Individual—All 30 players received equal shares of \$178.58.

**WEATHER:** Beautiful Thursday. Friday play was suspended at 10:22 a.m. due to heavy rain. Play, which resumed at 12:45 p.m., was suspended again at 2:23 p.m. and called for the day at 3:15. The second round resumed at 8:00 a.m. Saturday, and the third round started at 11:00 a.m. The second, third and fourth rounds were played under lift-clean-and-place rule. Beautiful again on Sunday.

**Winner: Phil Mickelson 68-67-68-68 271 \$306,000.00**

Mark O'Meara .....	T2	71-70-67-64	272	\$149,600.00
Tiger Woods .....	T2	72-67-69-64	272	\$149,600.00
John Cook .....	T4	65-70-70-70	275	\$74,800.00
Nick Price .....	T4	66-70-69-70	275	\$74,800.00
Mark Calcavecchia .....	T6	70-74-66-67	277	\$55,462.50
Stewart Cink .....	T6	71-67-71-68	277	\$55,462.50
David Duval .....	T6	68-70-66-73	277	\$55,462.50
Gabriel Hjertstedt .....	T6	69-68-69-71	277	\$55,462.50
Ernie Els .....	T10	67-71-71-69	278	\$46,537.50
Frank Nobilo .....	T10	67-69-70-72	278	\$46,537.50
Scott McCarron .....	12	70-71-70-68	279	\$43,775.00
Steve Jones .....	T13	69-71-72-68	280	\$38,675.00
Davis Love III .....	T13	70-72-67-71	280	\$38,675.00
Loren Roberts .....	T13	70-72-68-70	280	\$38,675.00
Vijay Singh .....	T13	75-72-67-66	280	\$38,675.00
Paul Stankowski .....	T13	69-72-69-70	280	\$38,675.00
David Frost .....	18	74-72-68-68	282	\$34,000.00
Steve Elkington .....	T19	72-73-71-68	284	\$31,450.00
Scott Hoch .....	T19	70-70-69-75	284	\$31,450.00
Jeff Sluman .....	T19	70-75-71-68	284	\$31,450.00
Nick Faldo .....	T22	71-75-70-69	285	\$28,475.00
Brad Faxon .....	T22	72-72-70-71	285	\$28,475.00
David Toms .....	T22	73-75-70-67	285	\$28,475.00
Phil Blackmar .....	T25	73-69-73-71	286	\$26,562.50
Justin Leonard .....	T25	73-73-69-71	286	\$26,562.50
Greg Norman .....	27	73-72-73-70	288	\$25,925.00
Billy Ray Brown .....	28	69-74-71-75	289	\$25,585.00
Tim Herron .....	29	74-75-68-73	290	\$25,245.00
Stuart Appleby .....	30	77-72-73-72	294	\$24,905.00



# MERCEDES CHAMPIONSHIPS

Mercedes  
Championships

## TOURNAMENT HISTORY

Year	Winner	Score	Runner-up	Score	Location	Par/Yards
<b>TOURNAMENT OF CHAMPIONS</b>						
1953	Al Besselink	280	Chandler Harper	281	Desert Inn CC, Las Vegas, NV	72/7209
1954	Art Wall	278	Al Besselink	284	Desert Inn CC, Las Vegas, NV	72/7209
			Lloyd Mangrum			
1955	Gene Littler	280	Jerry Barber	293	Desert Inn CC, Las Vegas, NV	72/7209
			Pete Cooper			
			Bob Toski			
1956	Gene Littler	281	Cary Middlecoff	285	Desert Inn CC, Las Vegas, NV	72/7209
1957	Gene Littler	285	Billy Casper	288	Desert Inn CC, Las Vegas, NV	72/7209
			Jimmy Demaret			
			Dow Finsterwald			
			Billy Maxwell			
1958	Stan Leonard	275	Billy Casper	276	Desert Inn CC, Las Vegas, NV	72/7209
1959	Mike Souchak	281	Art Wall	283	Desert Inn CC, Las Vegas, NV	72/7209
1960	Jerry Barber	268	Jay Hebert	272	Desert Inn CC, Las Vegas, NV	72/7209
1961	Sam Snead	273	Tommy Bolt	280	Desert Inn CC, Las Vegas, NV	72/7209
1962	Arnold Palmer	276	Billy Casper	277	Desert Inn CC, Las Vegas, NV	72/7209
1963	Jack Nicklaus	273	Tony Lema	278	Desert Inn CC, Las Vegas, NV	72/7209
			Arnold Palmer			
1964	Jack Nicklaus	279	Al Geiberger	281	Desert Inn CC, Las Vegas, NV	72/7209
			Doug Sanders			
1965	Arnold Palmer	277	Chi Chi Rodriguez	279	Desert Inn CC, Las Vegas, NV	72/7209
1966	*Arnold Palmer	283	Gay Brewer	283	Desert Inn CC, Las Vegas, NV	72/7209
1967	Frank Beard	278	Arnold Palmer	279	Stardust CC, Las Vegas, NV	71/6725
1968	Don January	276	Julius Boros	277	Stardust CC, Las Vegas, NV	71/6725
1969	Gary Player	284	Lee Trevino	286	La Costa CC, Carlsbad, CA	72/6911
1970	Frank Beard	273	Billy Casper	280	La Costa CC, Carlsbad, CA	72/6911
			Tony Jacklin			
			Gary Player			
1971	Jack Nicklaus	279	Bruce Devlin	287	La Costa CC, Carlsbad, CA	72/6911
			Gary Player			
			Dave Stockton			
1972	*Bobby Mitchell	280	Jack Nicklaus	280	La Costa CC, Carlsbad, CA	72/6911
1973	Jack Nicklaus	276	Lee Trevino	277	La Costa CC, Carlsbad, CA	72/6911
1974	Johnny Miller	280	Bud Allin	281	La Costa CC, Carlsbad, CA	72/6911
			John Mahaffey			
<b>MONEY TOURNAMENT OF CHAMPIONS</b>						
1975	*Al Geiberger	277	Gary Player	277	La Costa CC, Carlsbad, CA	72/6911
1976	Don January	277	Hubert Green	282	La Costa CC, Carlsbad, CA	72/6911
1977	*Jack Nicklaus	281	Bruce Lietzke	281	La Costa CC, Carlsbad, CA	72/6911
1978	Gary Player	281	Andy North	283	La Costa CC, Carlsbad, CA	72/6911
			Lee Trevino			
1979	Tom Watson	275	Bruce Lietzke	281	La Costa CC, Carlsbad, CA	72/6911
			Jerry Pate			
1980	Tom Watson	276	Jim Colbert	279	La Costa CC, Carlsbad, CA	72/6911
1981	Lee Trevino	273	Ray Floyd	275	La Costa CC, Carlsbad, CA	72/6911
1982	Lanny Wadkins	280	Andy Bean	283	La Costa CC, Carlsbad, CA	72/6911
			David Graham			
			Craig Stadler			
			Ron Streck			
1983	Lanny Wadkins	280	Ray Floyd	281	La Costa CC, Carlsbad, CA	72/6911
1984	Tom Watson	274	Bruce Lietzke	279	La Costa CC, Carlsbad, CA	72/7022
1985	Tom Kite	275	Mark McCumber	281	La Costa CC, Carlsbad, CA	72/7022
1986	Calvin Peete	267	Mark O'Meara	273	La Costa CC, Carlsbad, CA	72/7022
1987	Mac O'Grady	278	Rick Fehr	279	La Costa CC, Carlsbad, CA	72/7022
1988	-Steve Pate	202	Larry Nelson	203	La Costa CC, Carlsbad, CA	72/7022
1989	Steve Jones	279	David Frost	282	La Costa CC, Carlsbad, CA	72/7022
			Jay Haas			

## MERCEDES CHAMPIONSHIPS

Mercedes  
Championships

### TOURNAMENT HISTORY

Year	Winner	Score	Runner-up	Score	Location	Par/Yards
<b>INFINITI TOURNAMENT OF CHAMPIONS</b>						
1990	Paul Azinger	272	Ian Baker-Finch	273	La Costa CC, Carlsbad, CA	72/7022
1991	Tom Kite	272	Lanny Wadkins	273	La Costa CC, Carlsbad, CA	72/7022
1992	*Steve Elkington	279	Brad Faxon	279	La Costa CC, Carlsbad, CA	72/7022
1993	Davis Love III	272	Tom Kite	273	La Costa CC, Carlsbad, CA	72/7022
<b>MERCEDES CHAMPIONSHIPS</b>						
1994	*Phil Mickelson	276	Fred Couples	276	La Costa CC, Carlsbad, CA	72/7022
1995	*Steve Elkington	278	Bruce Lietzke	278	La Costa CC, Carlsbad, CA	72/7022
1996	Mark O'Meara	271	Nick Faldo	274	La Costa CC, Carlsbad, CA	72/7022
			Scott Hoch			
1997	*-Tiger Woods	202	Tom Lehman	202	La Costa CC, Carlsbad, CA	72/7022
1998	Phil Mickelson	271	Mark O'Meara	272	La Costa CC, Carlsbad, CA	72/7022
			Tiger Woods			

Tournament Record: 267—Calvin Peete, 1986  
Course Record: 63—Lee Janzen, 1995

KEY: \* = Playoff ~ = Weather-shortened

### MERCEDES CHAMPIONSHIPS NOTES

**Phil Mickelson**, who also won the Mercedes Championships in 1994, became the tournament's seventh two-time winner with his 1998 victory.

With his 1998 Mercedes Championships win, **Phil Mickelson** earned his 12th PGA TOUR title and extended his string of years with a PGA TOUR victory to six, the longest current streak entering the 1999 season.

**Tom Watson** won the 1979 and 1980 Mercedes Championships wire-to-wire. Only one player since has won the same tournament wire-to-wire in consecutive years: **Ernie Els**, the 1996 and 1997 Buick Classic champion.

# Bank of America West Coast Swing Event

## 1998 BOB HOPE CHRYSLER CLASSIC



Bermuda Dunes CC (Host Course)  
Bermuda Dunes, CA

Purse: \$2,300,000  
January 14-18, 1998

Par: 72 Yards: 6,927  
Indian Wells CC Par: 72 Yards: 6,478  
La Quinta CC Par: 72 Yards: 6,901  
PGA West/Palmer Par: 72 Yards: 6,931

**LEADERS: First Round**—Andrew Magee (IW) opened with a 9-under-par 63 for a one-stroke lead over Steve Lowery (IW), Fred Couples (LQ) and Brad Fabel (IW). **Second Round**—Bruce Lietzke (IW), at 14-under-par 130, led Magee (LQ) by one stroke. **Third Round**—Magee (PC) set a 54-hole tournament record at 21-under-par 195. Stewart Cink (LQ) and Mark O'Meara (PC) were four back. **Fourth Round**—Lietzke (PC) tied the course record with a 62 and shared the lead with Magee (BD) at 25-under-par 263. Couples (IW) and Steve Jones (LQ) trailed by three.



**Cut:** 71 players at 9-under-par 279 from a field of 128.

**PRO-AM:** \$21,000. Team—Bruce Lietzke, 63-under-par, \$2,500.

**WEATHER:** Beautiful all week with little wind.

**Winner: Fred Couples 64-70-66-66-66 332 \$414,000.00**


*(Won playoff with birdie-4 on first extra hole)*

Bruce Lietzke .....	2	65-65-71-62-69	332	\$248,400.00	Craig Stadler .....	T35	73-64-70-67-71	345	\$10,623.13
Andrew Magee .....	3	63-68-64-68-70	333	\$156,400.00	Scott Verplank .....	T35	73-68-70-64-70	345	\$10,623.13
David Duval .....	T4	65-67-68-67-68	335	\$101,200.00	Steve Flesch .....	T35	67-69-70-72-67	345	\$10,623.12
Steve Jones .....	T4	66-70-65-65-69	335	\$101,200.00	Jerry Kelly .....	T35	70-68-70-64-73	345	\$10,623.12
Stewart Cink .....	T6	65-67-67-68-69	336	\$79,925.00	Joe Ozaki .....	T35	67-69-70-73-66	345	\$10,623.12
Mark O'Meara .....	T6	67-67-65-68-69	336	\$79,925.00	Ted Tryba .....	T35	67-70-70-71-67	345	\$10,623.12
Skip Kendall .....	T8	69-66-69-68-67	339	\$69,000.00	Scott Gump .....	T43	66-68-70-71-71	346	\$7,375.34
Fuzzy Zoeller .....	T8	66-69-68-66-70	339	\$69,000.00	Larry Rinker .....	T43	70-71-67-68-70	346	\$7,375.34
Paul Stankowski ..	T10	69-69-65-70-67	340	\$50,983.34	Russ Cochran .....	T43	73-67-69-69-68	346	\$7,375.33
Kirk Triplett .....	T10	71-67-69-66-67	340	\$50,983.34	Fred Funk .....	T43	71-74-65-66-70	346	\$7,375.33
Brad Fabel .....	T10	64-70-66-69-71	340	\$50,983.33	Doug Martin .....	T43	69-67-69-69-72	346	\$7,375.33
John Huston .....	T10	67-70-67-68-68	340	\$50,983.33	Corey Pavin .....	T43	70-71-68-69-68	346	\$7,375.33
Bob Tway .....	T10	65-68-67-69-71	340	\$50,983.33	P.H. Horgan III .....	T49	68-65-69-73-72	347	\$5,811.34
Mark Wiebe .....	T10	73-65-66-66-70	340	\$50,983.33	Michael Christlie ..	T49	69-69-67-71-71	347	\$5,811.33
Rick Fehr .....	T16	71-66-68-69-67	341	\$36,800.00	Dan Forsman .....	T49	67-74-67-69-70	347	\$5,811.33
Pete Jordan .....	T16	65-72-72-64-68	341	\$36,800.00	Lee Janzen .....	T52	69-67-71-69-72	348	\$5,309.72
Chris Perry .....	T16	69-70-70-64-68	341	\$36,800.00	Chris Smith .....	T52	67-71-70-68-72	348	\$5,309.72
Mark Calcavecchia	T19	69-67-70-65-71	342	\$27,876.00	Hal Sutton .....	T52	68-66-71-71-72	348	\$5,309.72
Bob Estes .....	T19	68-68-67-67-72	342	\$27,876.00	Jay Haas .....	T52	66-71-71-70-70	348	\$5,309.71
Blaine McCallister	T19	66-67-73-69-67	342	\$27,876.00	Donnie Hammond ..	T52	70-70-68-70-70	348	\$5,309.71
Loren Roberts .....	T19	70-68-66-68-70	342	\$27,876.00	Larry Nelson .....	T52	71-71-69-67-70	348	\$5,309.71
David Toms .....	T19	66-71-66-67-72	342	\$27,876.00	Steve Pate .....	T52	70-69-69-70-70	348	\$5,309.71
Paul Azinger .....	T24	69-69-67-70-68	343	\$19,090.00	Franklin Langham ..	T59	66-70-69-72-72	349	\$5,014.00
Glen Day .....	T24	68-67-67-71-70	343	\$19,090.00	Len Mattiace .....	T59	69-67-73-69-71	349	\$5,014.00
Paul Goydos .....	T24	68-67-72-63-73	343	\$19,090.00	Lee Porter .....	T59	68-69-68-71-73	349	\$5,014.00
Steve Lowery .....	T24	64-71-70-70-68	343	\$19,090.00	Lee Rinker .....	T59	72-73-67-67-70	349	\$5,014.00
Omar Uresti .....	T24	73-65-66-71-68	343	\$19,090.00	Jeff Sluman .....	T59	72-65-71-69-72	349	\$5,014.00
Jay Don Blake .....	T29	70-71-68-67-68	344	\$14,624.17	Brent Geiberger .....	64	69-71-70-69-71	350	\$4,876.00
Neal Lancaster .....	T29	66-71-68-70-69	344	\$14,624.17	Bob Gilder .....	T65	72-68-69-70-72	351	\$4,807.00
Dave Stockton, Jr.	T29	67-70-71-67-69	344	\$14,624.17	Tommy Tolles .....	T65	67-72-65-67-80	351	\$4,807.00
Steve Stricker .....	T29	69-70-68-67-70	344	\$14,624.17	Brian Kamm .....	T67	69-74-69-67-73	352	\$4,715.00
Stuart Appleby .....	T29	70-70-69-67-68	344	\$14,624.16	Frank Lickliter .....	T67	69-69-69-71-74	352	\$4,715.00
Larry Mize .....	T29	69-69-69-70-67	344	\$14,624.16	Chris DiMarco .....	T69	72-70-70-67-74	353	\$4,623.00
Barry Cheesman ..	T35	72-68-64-69-72	345	\$10,623.13	Jesper Parnevik .....	T69	71-70-68-68-76	353	\$4,623.00
Robert Damron ....	T35	68-73-68-65-71	345	\$10,623.13	Wayne Levi .....		68-70-68-73-WD		

The following players did not finish (C=cut, W=withdrew, D=disqualified)

C—280- Keith Fergus, Peter Jacobsen, J.L. Lewis, Gary McCord, Mike Reid, Clarence Rose, David Sutherland, Duffy Waldorf. 281- Fulton Allem, Mark Carnevale, Kenny Perry, Scott Simpson. 282- Mark Brooks, Lennie Clements, Trevor Dodds, David Edwards, Jim Furyk, Robert Gamez, Scott Hoch, Tom Kite, Dave Rummells, Kevin Sutherland, Mark Wurtz. 283- John Cook, John Daly, Nolan Henke, Brian Henninger, Don Pooley, Mike Springer, Curtis Strange. 284- Jim Carter, Joe Durant, Kazuhiko Hosokawa, Billy Mayfair, Jerry Pate, Willie Wood. 285- Chip Beck, Olin Browne, Kelly Gibson, Mike Standly. 286- Tom Byrum, Jim Gallagher, Jr., 287- Anthony Rodriguez. 288- Ken Conant, Grant Waite, Michael Walton. 289- Dave Barr, Hubert Green, Mark Hayes, Joey Sindelar. 290- Sonny Skinner. 292- Gabriel Hjertstedt, Spike McRoy. 299- John Mahaffey. 303- Arnold Palmer. W—147- Doug Barron. 212- Robin Freeman.


## BOB HOPE CHRYSLER CLASSIC



### TOURNAMENT HISTORY

Year	Winner	Score	Runner-up	Score	Location	Par/Yards
<b>PALM SPRINGS GOLF CLASSIC</b>						
1960	Arnold Palmer	338	Fred Hawkins	341	Bermuda Dunes CC, Palm Springs, CA Indian Wells CC, Indian Wells, CA Tamarisk CC, Palm Springs, CA Thunderbird CC, Palm Springs, CA (H)	72/6837 72/6478 72/6869 N/A
1961	Billy Maxwell	345	Doug Sanders	347	Bermuda Dunes CC, Palm Springs, CA Indian Wells CC, Indian Wells, CA Tamarisk CC, Palm Springs, CA (H) Thunderbird CC, Palm Springs, CA Eldorado CC, Palm Springs, CA	72/6837 72/6478 72/6869 N/A 72/6708
1962	Arnold Palmer	342	Jay Hebert Gene Littler	345	Bermuda Dunes CC, Palm Springs, CA (H) Indian Wells CC, Indian Wells, CA Tamarisk CC, Palm Springs, CA Thunderbird CC, Palm Springs, CA Eldorado CC, Palm Springs, CA	72/6837 72/6478 72/6869 N/A 72/6708
1963	*Jack Nicklaus	345	Gary Player	345	Bermuda Dunes CC, Palm Springs, CA Indian Wells CC, Indian Wells, CA (H) Tamarisk CC, Palm Springs, CA Eldorado CC, Palm Springs, CA	72/6837 72/6478 72/6869 72/6708
1964	*Tommy Jacobs	353	Jimmy Demaret	353	Bermuda Dunes CC, Palm Springs, CA Indian Wells CC, Indian Wells, CA Eldorado CC, Palm Springs, CA (H) La Quinta CC, La Quinta, CA	72/6837 72/6478 72/6708 72/6911
<b>BOB HOPE DESERT CLASSIC</b>						
1965	Billy Casper	348	Tommy Aaron Arnold Palmer	349	Bermuda Dunes CC, Palm Springs, CA (H) Indian Wells CC, Indian Wells, CA Eldorado CC, Palm Springs, CA La Quinta CC, La Quinta, CA	72/6837 72/6478 72/6708 72/6911
1966	*Doug Sanders	349	Arnold Palmer	349	Bermuda Dunes CC, Palm Springs, CA Indian Wells CC, Indian Wells, CA (H) Eldorado CC, Palm Springs, CA La Quinta CC, La Quinta, CA	72/6837 72/6478 72/6708 72/6911
1967	Tom Nieporte	349	Doug Sanders	350	Bermuda Dunes CC, Palm Springs, CA Indian Wells CC, Indian Wells, CA Eldorado CC, Palm Springs, CA La Quinta CC, La Quinta, CA (H)	72/6837 72/6478 72/6708 72/6911
1968	*Arnold Palmer	348	Deane Beman	348	Bermuda Dunes CC, Palm Springs, CA (H) Indian Wells CC, Indian Wells, CA Eldorado CC, Palm Springs, CA La Quinta CC, La Quinta, CA	72/6837 72/6478 72/6708 72/6911
1969	Billy Casper	345	Dave Hill	348	Bermuda Dunes CC, Palm Springs, CA Indian Wells CC, Indian Wells, CA (H) Tamarisk CC, Palm Springs, CA La Quinta CC, La Quinta, CA	72/6837 72/6478 72/6869 72/6911
1970	Bruce Devlin	339	Larry Ziegler	343	Bermuda Dunes CC, Palm Springs, CA Indian Wells CC, Indian Wells, CA Eldorado CC, Palm Springs, CA La Quinta CC, La Quinta, CA (H)	72/6837 72/6478 72/6708 72/6911
1971	*Arnold Palmer	342	Ray Floyd	342	Bermuda Dunes CC, Palm Springs, CA (H) Indian Wells CC, Indian Wells, CA Tamarisk CC, Palm Springs, CA La Quinta CC, La Quinta, CA	72/6837 72/6478 72/6869 72/6911
1972	Bob Rosburg	344	Lanny Wadkins	345	Bermuda Dunes CC, Palm Springs, CA Indian Wells CC, Indian Wells, CA (H) Eldorado CC, Palm Springs, CA La Quinta CC, La Quinta, CA	72/6837 72/6478 72/6708 72/6911

## BOB HOPE CHRYSLER CLASSIC




### TOURNAMENT HISTORY

Year	Winner	Score	Runner-up	Score	Location	Par/Yards
1973	Arnold Palmer	343	Johnny Miller Jack Nicklaus	345	Bermuda Dunes CC, Palm Springs, CA (H)	72/6837
					Indian Wells CC, Indian Wells, CA	72/6478
					Tamarisk CC, Palm Springs, CA	72/6869
					La Quinta CC, La Quinta, CA	72/6911
1974	Hubert Green	341	Bert Yancey	343	Bermuda Dunes CC, Palm Springs, CA	72/6837
					Indian Wells CC, Indian Wells, CA (H)	72/6478
					Eldorado CC, Palm Springs, CA	72/6708
					La Quinta CC, La Quinta, CA	72/6911
1975	Johnny Miller	339	Bob Murphy	342	Bermuda Dunes CC, Palm Springs, CA (H)	72/6837
					Indian Wells CC, Indian Wells, CA	72/6478
					Tamarisk CC, Palm Springs, CA	72/6869
					La Quinta CC, La Quinta, CA	72/6911
1976	Johnny Miller	344	Rik Massengale	347	Bermuda Dunes CC, Palm Springs, CA	72/6837
					Indian Wells CC, Indian Wells, CA (H)	72/6478
					Eldorado CC, Palm Springs, CA	72/6708
					La Quinta CC, La Quinta, CA	72/6911
1977	Rik Massengale	337	Bruce Lietzke	343	Bermuda Dunes CC, Palm Springs, CA	72/6837
					Indian Wells CC, Indian Wells, CA	72/6478
					Tamarisk CC, Palm Springs, CA	72/6869
					La Quinta CC, La Quinta, CA (H)	72/6911
1978	Bill Rogers	339	Jerry McGee	341	Bermuda Dunes CC, Palm Springs, CA (H)	72/6837
					Indian Wells CC, Indian Wells, CA	72/6478
					Eldorado CC, Palm Springs, CA	72/6708
					La Quinta CC, La Quinta, CA	72/6911
1979	John Mahaffey	343	Lee Trevino	344	Bermuda Dunes CC, Palm Springs, CA	72/6837
					Indian Wells CC, Indian Wells, CA (H)	72/6478
					Tamarisk CC, Palm Springs, CA	72/6869
					La Quinta CC, La Quinta, CA	72/6911
1980	Craig Stadler	343	Tom Purtzer Mike Sullivan	345	Bermuda Dunes CC, Palm Springs, CA	72/6837
					Indian Wells CC, Indian Wells, CA	72/6478
					Eldorado CC, Palm Springs, CA	72/6708
					La Quinta CC, La Quinta, CA (H)	72/6911
1981	Bruce Lietzke	335	Jerry Pate	337	Bermuda Dunes CC, Palm Springs, CA (H)	72/6837
					Indian Wells CC, Indian Wells, CA	72/6478
					Tamarisk CC, Palm Springs, CA	72/6869
					La Quinta CC, La Quinta, CA	72/6911
1982	*Ed Fiori	335	Tom Kite	335	Bermuda Dunes CC, Palm Springs, CA	72/6837
					Indian Wells CC, Indian Wells, CA (H)	72/6478
					Eldorado CC, Palm Springs, CA	72/6708
					La Quinta CC, La Quinta, CA	72/6911
1983	*Keith Fergus	335	Rex Caldwell	335	Bermuda Dunes CC, Palm Springs, CA	72/6837
					Indian Wells CC, Indian Wells, CA	72/6478
					Tamarisk CC, Palm Springs, CA	72/6869
					La Quinta CC, La Quinta, CA (H)	72/6911
<b>BOB HOPE CLASSIC</b>						
1984	*John Mahaffey	340	Jim Simons	340	Bermuda Dunes CC, Palm Springs, CA (H)	72/6837
					Indian Wells CC, Indian Wells, CA	72/6478
					Eldorado CC, Palm Springs, CA	72/6708
					La Quinta CC, La Quinta, CA	72/6911
1985	*Lanny Wadkins	333	Craig Stadler	333	Bermuda Dunes CC, Palm Springs, CA	72/6837
					Indian Wells CC, Indian Wells, CA (H)	72/6478
					Tamarisk CC, Palm Springs, CA	72/6869
					La Quinta CC, La Quinta, CA	72/6911
<b>BOB HOPE CHRYSLER CLASSIC</b>						
1986	*Donnie Hammond	335	John Cook	335	Bermuda Dunes CC, Palm Springs, CA (H)	72/6837
					Indian Wells CC, Indian Wells, CA	72/6478
					Eldorado CC, Palm Springs, CA	72/6708
					La Quinta CC, La Quinta, CA	72/6911



# BOB HOPE CHRYSLER CLASSIC



## TOURNAMENT HISTORY

Year	Winner	Score	Runner-up	Score	Location	Par/Yards
1987	Corey Pavin	341	Bernhard Langer	342	Bermuda Dunes CC, Palm Springs, CA Indian Wells CC, Indian Wells, CA PGA West/ Stadium Course, La Quinta, CA (H)	72/6837 72/6478 72/7114
1988	Jay Haas	338	David Edwards	340	Eldorado CC, Palm Springs, CA Bermuda Dunes CC, Palm Springs, CA Indian Wells CC, Indian Wells, CA (H) La Quinta CC, La Quinta, CA	72/6708 72/6837 72/6478 72/6911
1989	*Steve Jones	343	Paul Azinger Sandy Lyle	343	PGA West/Palmer Course, La Quinta, CA Bermuda Dunes CC, Palm Springs, CA (H) Indian Wells CC, Indian Wells, CA Eldorado CC, Palm Springs, CA	72/6924 72/6837 72/6478 72/6708
1990	Peter Jacobsen	339	Scott Simpson Brian Tennyson	340	PGA West/Palmer Course, La Quinta, CA PGA West/Palmer Course, La Quinta, CA (H) Bermuda Dunes CC, Palm Springs, CA Indian Wells CC, Indian Wells, CA	72/6924 72/6924 72/6927 72/6478
1991	*Corey Pavin	331	Mark O'Meara	331	Tamarisk CC, Palm Springs, CA PGA West/Palmer Course, La Quinta, CA Bermuda Dunes CC, Palm Springs, CA Indian Wells CC, Indian Wells, CA (H) La Quinta CC, La Quinta, CA	72/6875 72/6924 72/6927 72/6478 72/6911
1992	*John Cook	336	Rick Fehr Tom Kite Mark O'Meara Gene Sauers	336	PGA West/Palmer Course, La Quinta, CA Bermuda Dunes CC, Palm Springs, CA (H) Indian Wells CC, Indian Wells, CA La Quinta CC, La Quinta, CA	72/6924 72/6927 72/6478 72/6911
1993	Tom Kite	325	Rick Fehr	331	PGA West/Palmer Course, La Quinta, CA (H) Bermuda Dunes CC, Palm Springs, CA Indian Wells CC, Indian Wells, CA Tamarisk CC, La Quinta, CA	72/6924 72/6927 72/6478 72/6881
1994	Scott Hoch	334	Lennie Clements Jim Gallagher, Jr. Fuzzy Zoeller	337	PGA West/Palmer Course, La Quinta, CA Bermuda Dunes CC, Palm Springs, CA Indian Wells CC, Indian Wells, CA (H) La Quinta CC, La Quinta, CA	72/6924 72/6927 72/6478 72/6888
1995	Kenny Perry	335	David Duval	336	Bermuda Dunes CC, Palm Springs, CA (H) Indian Wells CC, Indian Wells, CA La Quinta CC, La Quinta, CA Indian Ridge CC, Palm Desert, CA	72/6927 72/6478 72/6901 72/7037
1996	Mark Brooks	337	John Huston	338	Indian Ridge CC, Palm Desert, CA (H) Bermuda Dunes CC, Palm Springs, CA Indian Wells CC, Indian Wells, CA Tamarisk CC, Palm Springs, CA	72/7037 72/6927 72/6478 72/6881
1997	John Cook	327	Mark Calcavecchia	328	Indian Wells CC, Indian Wells, CA (H) Indian Ridge CC, Palm Desert, CA Bermuda Dunes CC, Palm Springs, CA La Quinta CC, La Quinta, CA	72/6478 72/7037 72/6927 72/6901
1998	*Fred Couples	332	Bruce Lietzke	332	Bermuda Dunes CC, Palm Springs, CA (H) Indian Wells CC, Indian Wells, CA PGA West/Palmer Course, La Quinta, CA La Quinta CC, La Quinta, CA	72/6927 72/6478 72/6931 72/6901

Tournament Record: 325—Tom Kite, 1993  
 Course Records:  
 Bermuda Dunes CC 62—Jim Gallagher, Jr., 1994  
 Indian Ridge CC 63—Kenny Perry, 1995; Payne Stewart, 1996  
 Indian Wells CC 61—Bert Yancey, 1974; David Edwards, 1987  
 La Quinta CC 61—Lennie Clements, 1994  
 PGA West/Palmer Course 62—Tom Kite, 1992; Bruce Lietzke, 1998  
 Tamarisk CC 63—Johnny Miller, 1973; Bob Estes, 1993


KEY: \* = Playoff (H) = Host course

# Bank of America West Coast Swing Event

## 1998 PHOENIX OPEN

Tournament Players Club of Scottsdale  
Scottsdale, AZ  
Par: 35-36-71 Yards: 7,059

Purse: \$2,500,000  
January 22-25, 1998



**LEADERS: First Round**—Mike Hulbert shot an 8-under-par 63 to lead Steve Stricker and Brent Geiberger by one stroke. **Second Round**—Kelly Gibson, at 9-under-par 133, was one stroke ahead of Vijay Singh, Steve Jones and Geiberger. **Third Round**—Jesper Parnevik and Scott Verplank shared the lead at 11-under-par 202, two strokes ahead of Paul Stankowski.

**CUT:** 73 players at even-par 142 from a field of 132.

**PRO-AM:** \$10,000. Individual—David Duval, 66, \$1,000. Team—Tom Watson, 53, \$1,000.

**WEATHER:** After a 30-minute frost delay, Thursday was sunny with temperatures in the mid 60s. Play was suspended due to darkness at 6:05 p.m. with five players left on the course. Frost delayed the start of Friday's play by 30 minutes, as well. Play was suspended at 6:02 p.m. with 13 players left on the course. Sunny and in the 70s Saturday and Sunday.



**Winner: Jesper Parnevik 68-68-66-67 269 \$450,000.00**

Tommy Armour III	T2	68-70-70-64	272	\$165,000.00	Larry Mize	T34	69-68-69-75	281	\$12,357.14
Brent Geiberger	T2	64-70-72-66	272	\$165,000.00	Chris Perry	T34	69-72-72-68	281	\$12,357.14
Steve Pate	T2	69-69-70-64	272	\$165,000.00	Chris Smith	T34	72-69-68-72	281	\$12,357.14
Tom Watson	T2	68-70-68-66	272	\$165,000.00	Mark Carnevale	T41	69-70-72-71	282	\$9,000.00
Billy Andrade	T6	69-67-71-67	274	\$86,875.00	Russ Cochran	T41	72-70-70-70	282	\$9,000.00
Glen Day	T6	68-70-69-67	274	\$86,875.00	Jim Furyk	T41	72-68-71-71	282	\$9,000.00
Dudley Hart	T8	70-68-69-68	275	\$70,000.00	Jonathan Kaye	T41	72-67-73-70	282	\$9,000.00
John Huston	T8	73-67-68-67	275	\$70,000.00	Billy Mayfair	T41	72-68-72-70	282	\$9,000.00
Frank Lickliter	T8	72-67-66-70	275	\$70,000.00	Duffy Waldorf	T41	68-70-69-75	282	\$9,000.00
Scott McCarron	T8	67-70-70-68	275	\$70,000.00	Mark Brooks	T47	71-70-69-73	283	\$6,725.00
John Daly	T12	70-70-66-71	277	\$55,000.00	Tom Byrum	T47	71-71-69-72	283	\$6,725.00
Paul Stankowski	T12	70-67-67-73	277	\$55,000.00	Chris DiMarco	T47	72-69-72-70	283	\$6,725.00
Nolan Henke	T14	69-71-69-69	278	\$38,750.00	Rocco Mediate	T47	70-72-69-72	283	\$6,725.00
Mike Hulbert	T14	63-72-73-70	278	\$38,750.00	Bob Estes	T51	73-69-72-70	284	\$5,962.50
Lee Janzen	T14	71-68-67-72	278	\$38,750.00	Dan Forsman	T51	68-73-72-71	284	\$5,962.50
Skip Kendall	T14	73-67-67-71	278	\$38,750.00	Scott Simpson	T51	70-70-74-70	284	\$5,962.50
Tom Lehman	T14	71-68-72-67	278	\$38,750.00	Kevin Sutherland	T51	71-67-74-72	284	\$5,962.50
Frank Nobilo	T14	69-69-71-69	278	\$38,750.00	Jeff Maggert	T55	69-71-71-74	285	\$5,700.00
Larry Rinker	T14	65-72-71-70	278	\$38,750.00	Doug Martin	T55	72-68-74-71	285	\$5,700.00
Scott Verplank	T14	73-63-66-76	278	\$38,750.00	Len Mattiace	T55	70-71-73-71	285	\$5,700.00
Olin Browne	T22	70-68-73-68	279	\$24,000.00	Doug Barron	T58	67-70-76-73	286	\$5,475.00
Nick Price	T22	67-72-68-72	279	\$24,000.00	Phil Blackmar	T58	71-69-72-74	286	\$5,475.00
Vijay Singh	T22	69-65-71-74	279	\$24,000.00	Brandel Chamblee	T58	69-72-70-75	286	\$5,475.00
Steve Stricker	T22	64-71-73-71	279	\$24,000.00	Donnie Hammond	T58	72-70-74-70	286	\$5,475.00
David Sutherland	T22	72-68-70-69	279	\$24,000.00	Andrew Magee	T58	70-71-75-70	286	\$5,475.00
Jay Don Blake	T27	70-69-70-71	280	\$17,000.00	Phil Mickelson	T58	68-71-72-75	286	\$5,475.00
Robert Damron	T27	71-71-71-67	280	\$17,000.00	David Edwards	T64	68-73-73-73	287	\$5,275.00
David Duval	T27	65-70-72-73	280	\$17,000.00	Mike Springer	T64	69-73-69-76	287	\$5,275.00
Kelly Gibson	T27	67-66-76-71	280	\$17,000.00	Don Pooley	T66	68-71-72-77	288	\$5,200.00
Paul Goydos	T27	71-71-70-68	280	\$17,000.00	Steve Flesch	T67	68-73-77-71	289	\$5,125.00
Justin Leonard	T27	67-71-70-72	280	\$17,000.00	David Ogrin	T67	70-72-72-75	289	\$5,125.00
Kenny Perry	T27	70-70-72-68	280	\$17,000.00	Stuart Appleby	T69	73-69-75-73	290	\$5,025.00
Rick Fehr	T34	67-71-74-69	281	\$12,357.15	Lee Rinker	T69	69-73-74-74	290	\$5,025.00
David Toms	T34	72-67-69-73	281	\$12,357.15	Ted Tryba	T71	71-69-75-77	292	\$4,950.00
Fred Funk	T34	72-70-68-71	281	\$12,357.14	Wayne Levi	T72	74-68-77-75	294	\$4,900.00
Steve Jones	T34	65-69-71-76	281	\$12,357.14	Steve Lowery		70-70-69-WD		

The following players did not finish (C=cut, W=withdrew, D=disqualified)

C—143- Paul Azinger, Mark Calcavecchia, Michael Christie, Stewart Cink, Jim Gallagher, Jr., Brian Henninger, Gabriel Hjertstedt, Bruce Lietzke, Blaine McCallister, Gary McCord, Joe Ozaki, Lee Porter, Bob Tway. 144- Dave Barr, Jim Carter, Trevor Dodds, Joe Durant, Brad Fabel, Ed Fiori, Pete Jordan, Sandy Lyle, Dan Pohl, Mike Standly, Kirk Triplett. 145- John Adams, Bob Gilder, Hal Sutton, Mark Wiebe, Fuzzy Zoeller. 146- Ronnie Black, Clark Dennis, Scott Gump, Tom Purtzer, Mike Reid, Jay Synkelma, Howard Twitty, Grant Waite, Willie Wood. 147- Fulton Allem, Michael Bradley, Tim Herron, P.H. Horgan III, Jerry Kelly, Neal Lancaster, Omar Uresti, Randy Wittig. 148- Ben Crenshaw, Corey Pavin. 149- Clarence Rose. 150- R.W. Eaks, Scott Watkins. 151- Tommy Johnson, Tommy Tolles. 152- Phil Taturangi. 153- Mike Brisky, Kevin Pappas. 154- Chip Beck. W—78- Lennie Clements. D—76- Guy Boros.

# PHOENIX OPEN



## TOURNAMENT HISTORY

Year	Winner	Score	Runner-up	Score	Location	Par/Yards
<b>ARIZONA OPEN</b>						
1932	Ralph Guldahl	285	John Perelli	290	Phoenix CC, Phoenix, AZ	71/6726
1933	Harry Cooper	281	Ray Mangrum Horton Smith	283	Phoenix CC, Phoenix, AZ	71/6726
<b>PHOENIX OPEN INVITATIONAL</b>						
1935	Ky Laffoon	281	Craig Wood	285	Phoenix CC, Phoenix, AZ	71/6726
1936-						
1938	No Tournaments					
1939	Byron Nelson	198	Ben Hogan	210	Phoenix CC, Phoenix, AZ	71/6726
1940	Ed Oliver	205	Ben Hogan	206	Phoenix CC, Phoenix, AZ	71/6726
1941-						
1943	No Tournaments—World War II					
1944	*Harold McSpaden	273	Byron Nelson	273	Phoenix CC, Phoenix, AZ	71/6726
1945	Byron Nelson	274	Denny Shute	276	Phoenix CC, Phoenix, AZ	71/6726
1946	*Ben Hogan	273	Herman Keiser	273	Phoenix CC, Phoenix, AZ	71/6726
1947	Ben Hogan	270	Lloyd Mangrum Ed Oliver	277	Phoenix CC, Phoenix, AZ	71/6726
1948	Bobby Locke	268	Jimmy Demaret	269	Phoenix CC, Phoenix, AZ	71/6726
1949	*Jimmy Demaret	278	Ben Hogan	278	Phoenix CC, Phoenix, AZ	71/6726
1950	Jimmy Demaret	269	Sam Snead	270	Phoenix CC, Phoenix, AZ	71/6726
1951	Lew Worsham	272	Lawson Little	273	Phoenix CC, Phoenix, AZ	71/6726
1952	Lloyd Mangrum	274	E. J. Harrison	279	Phoenix CC, Phoenix, AZ	71/6726
1953	Lloyd Mangrum	272	Johnny Bulla Ted Kroll Bo Wininger	278	Phoenix CC, Phoenix, AZ	71/6726
1954	*Ed Furgol	272	Cary Middlecoff	272	Phoenix CC, Phoenix, AZ	71/6726
1955	Gene Littler	275	Billy Maxwell Johnny Palmer	276	Arizona CC, Phoenix, AZ	70/6216
1956	Cary Middlecoff	276	Mike Souchak	279	Phoenix CC, Phoenix, AZ	71/6726
1957	Billy Casper	271	Cary Middlecoff Mike Souchak	274	Arizona CC, Phoenix, AZ	70/6216
1958	Ken Venturi	274	Walter Burkemo Jay Hebert	275	Phoenix CC, Phoenix, AZ	71/6726
1959	Gene Littler	268	Art Wall	269	Arizona CC, Phoenix, AZ	70/6216
1960	*Jack Fleck	273	Bill Collins	273	Phoenix CC, Phoenix, AZ	71/6726
1961	*Arnold Palmer	270	Doug Sanders	270	Arizona CC, Phoenix, AZ	70/6216
1962	Arnold Palmer	269	Billy Casper Don Fairfield Bob McCallister Jack Nicklaus	281	Phoenix CC, Phoenix, AZ	71/6726
1963	Arnold Palmer	273	Gary Player	274	Arizona CC, Phoenix, AZ	70/6216
1964	Jack Nicklaus	271	Bob Brue	274	Phoenix CC, Phoenix, AZ	71/6726
1965	Rod Funseth	274	Bert Yancey	277	Arizona CC, Phoenix, AZ	70/6216
1966	Dudley Wysong	278	Gardner Dickinson	279	Phoenix CC, Phoenix, AZ	71/6726
1967	Julius Boros	272	Ken Still	273	Arizona CC, Phoenix, AZ	70/6216
1968	George Knudson	272	Julius Boros Sam Carmichael Jack Montgomery	275	Phoenix CC, Phoenix, AZ	71/6726
1969	Gene Littler	263	Miller Barber Don January Billy Maxwell	265	Arizona CC, Phoenix, AZ	70/6216
1970	Dale Douglass	271	Howie Johnson Gene Littler	272	Phoenix CC, Phoenix, AZ	71/6726
1971	Miller Barber	261	Billy Casper Dan Sikes	263	Arizona CC, Phoenix, AZ	70/6216
1972	*Homero Blancas	273	Lanny Wadkins	273	Phoenix CC, Phoenix, AZ	71/6726
1973	Bruce Crampton	268	Steve Melnyk Lanny Wadkins	269	Arizona CC, Phoenix, AZ	70/6216

## PHOENIX OPEN



### TOURNAMENT HISTORY

Year	Winner	Score	Runner-up	Score	Location	Par/Yards
1974	Johnny Miller	271	Lanny Wadkins	272	Phoenix CC, Phoenix, AZ	71/6726
1975	Johnny Miller	260	Jerry Heard	274	Phoenix CC, Phoenix, AZ	71/6726
1976	Bob Gilder	268	Roger Maltbie	270	Phoenix CC, Phoenix, AZ	71/6726
1977	*Jerry Pate	277	Dave Stockton	277	Phoenix CC, Phoenix, AZ	71/6726
1978	Miller Barber	272	Jerry Pate	273	Phoenix CC, Phoenix, AZ	71/6726
			Lee Trevino			
1979	~Ben Crenshaw	199	Jay Haas	200	Phoenix CC, Phoenix, AZ	71/6726
1980	Jeff Mitchell	272	Rik Massengale	276	Phoenix CC, Phoenix, AZ	71/6726
1981	David Graham	268	Lon Hinkle	269	Phoenix CC, Phoenix, AZ	71/6726
1982	Lanny Wadkins	263	Jerry Pate	269	Phoenix CC, Phoenix, AZ	71/6726
1983	*Bob Gilder	271	Rex Caldwell	271	Phoenix CC, Phoenix, AZ	71/6726
			Johnny Miller			
			Mark O'Meara			
1984	Tom Purtzer	268	Corey Pavin	269	Phoenix CC, Phoenix, AZ	71/6726
1985	Calvin Peete	270	Morris Hatafsky	272	Phoenix CC, Phoenix, AZ	71/6726
			Doug Tewell			
1986	Hal Sutton	267	Calvin Peete	269	Phoenix CC, Phoenix, AZ	71/6726
			Tony Sills			
1987	Paul Azinger	268	Hal Sutton	269	TPC of Scottsdale, Scottsdale, AZ	71/6992
1988	*Sandy Lyle	269	Fred Couples	269	TPC of Scottsdale, Scottsdale, AZ	71/6992
1989	Mark Calcavecchia	263	Chip Beck	270	TPC of Scottsdale, Scottsdale, AZ	71/6992
1990	Tommy Armour III	267	Jim Thorpe	272	TPC of Scottsdale, Scottsdale, AZ	71/6992
1991	Nolan Henke	268	Gil Morgan	269	TPC of Scottsdale, Scottsdale, AZ	71/6992
			Curtis Strange			
			Tom Watson			
1992	Mark Calcavecchia	264	Duffy Waldorf	269	TPC of Scottsdale, Scottsdale, AZ	71/6992
1993	Lee Janzen	273	Andrew Magee	275	TPC of Scottsdale, Scottsdale, AZ	71/6992
1994	Bill Glasson	268	Bob Estes	271	TPC of Scottsdale, Scottsdale, AZ	71/6992
1995	*Vijay Singh	269	Billy Mayfair	269	TPC of Scottsdale, Scottsdale, AZ	71/6992
1996	*Phil Mickelson	269	Justin Leonard	269	TPC of Scottsdale, Scottsdale, AZ	71/6992
1997	Steve Jones	258	Jesper Parnevik	269	TPC of Scottsdale, Scottsdale, AZ	71/6992
1998	Jesper Parnevik	269	Tommy Armour III	272	TPC of Scottsdale, Scottsdale, AZ	71/7059
			Brent Geiberger			
			Steve Pate			
			Tom Watson			

Tournament Record: 258—Steve Jones, 1997  
 Current Course Record: 60—Grant Waite, 1996


KEY: \* = Playoff ~ = Weather-shortened

### PHOENIX OPEN NOTE

Four Phoenix Opens have been decided by more than 10 strokes, more than any other event on the PGA TOUR. The tournament record for the largest winning margin is held by **Johnny Miller**, who won the 1975 event by 14 strokes over **Jerry Heard**. The 1939 tournament, won by the **Byron Nelson**, and the 1962 event, won by **Arnold Palmer**, were decided by 12 strokes. **Steve Jones** defeated **Jesper Parnevik** by 11 in 1997.

# Bank of America West Coast Swing Event

## 1998 AT&T PEBBLE BEACH NATIONAL PRO-AM



Pebble Beach GL, Pebble Beach, CA  
(Host Course) Par: 36-36-72  
Spyglass Hill GC Par: 36-36-72  
Poppy Hills CC Par: 36-36-72

Yards: 6,799  
Yards: 6,859  
Yards: 6,861

Purse: \$2,500,000  
Jan. 29-Feb. 1, 1998  
Completed August 17, 1998

**LEADERS: First Round**—Tom Lehman (PB) shot an 8-under-par 64 to lead by one stroke over Phil Mickelson (PH). **Second Round**—Tom Watson (PB) and Tim Herron (PH), at 10-under-par 134, led by one stroke over Jay Haas (PH), Mickelson (SH) and Lehman (PH).



**CUT:** 70 players at 3-under-par 213 from a field of 168

**PRO-AM:** The pro-am portion of the event was cancelled.

**WEATHER:** El Nino-created wind and heavy rain wreaked havoc on the tournament. Only nine holes could be completed both Thursday and Friday, while the second round was finished on Saturday. Officials decided to reduce the tournament to 54 holes, but continued rain forced postponement of the third and final round Sunday and Monday. The finish ultimately was delayed until Aug. 17, when the weather for the final round was cloudy and cool, with temperatures in the mid 60s. All three rounds were contested under the lift-clean-and-place rule.

**Winner: Phil Mickelson 65-70-67 202 \$450,000.00**


Tom Pernice, Jr. ...	2	67-69-67	203	\$270,000.00	Ben Bates .....	T37	70-71-70	211	\$10,500.00
Paul Azinger .....	T3	67-69-68	204	\$130,000.00	Bob Friend .....	T37	69-73-69	211	\$10,500.00
Jim Furyk .....	T3	69-67-68	204	\$130,000.00	Franklin Langham	T37	73-70-68	211	\$10,500.00
J.P. Hayes .....	T3	70-67-67	204	\$130,000.00	Tim Loutstalot .....	T37	73-69-69	211	\$10,500.00
Steve Elkington ....	T6	70-68-67	205	\$83,750.00	Len Mattiace .....	T37	72-68-71	211	\$10,500.00
Jay Haas .....	T6	68-67-70	205	\$83,750.00	Lee Porter .....	T37	70-68-73	211	\$10,500.00
Fuzzy Zoeller .....	T6	70-70-65	205	\$83,750.00	Tom Purtzer .....	T37	71-70-70	211	\$10,500.00
Bob Gilder .....	T9	68-70-68	206	\$65,000.00	Clarence Rose .....	T37	75-70-66	211	\$10,500.00
Tom Lehman .....	T9	64-71-71	206	\$65,000.00	Fulton Allem .....	T45	67-73-72	212	\$6,590.91
Chris Smith .....	T9	69-67-70	206	\$65,000.00	Gary Hallberg .....	T45	68-71-73	212	\$6,590.91
Tom Watson .....	T9	67-67-72	206	\$65,000.00	Donnie Hammond	T45	72-70-70	212	\$6,590.91
Trevor Dodds .....	T13	69-69-69	207	\$44,166.67	P.H. Horgan III .....	T45	68-76-68	212	\$6,590.91
Pete Jordan .....	T13	70-69-68	207	\$44,166.67	Peter Jacobsen .....	T45	68-70-74	212	\$6,590.91
Spike McRoy .....	T13	71-69-67	207	\$44,166.67	Kent Jones .....	T45	73-68-71	212	\$6,590.91
David Toms .....	T13	67-71-69	207	\$44,166.67	Justin Leonard .....	T45	68-73-71	212	\$6,590.91
Jeff Gallagher .....	T13	68-71-68	207	\$44,166.66	Corey Pavin .....	T45	71-70-71	212	\$6,590.91
Kirk Triplett .....	T13	70-68-69	207	\$44,166.66	John Riegger .....	T45	72-69-71	212	\$6,590.91
Tim Herron .....	T19	68-66-74	208	\$32,500.00	Mike Small .....	T45	74-70-68	212	\$6,590.91
Jesper Parnevik .....	T19	67-72-69	208	\$32,500.00	Billy Ray Brown .....	T45	72-70-70	212	\$6,590.91
Payne Stewart .....	T19	71-70-67	208	\$32,500.00	Mike Brisky .....	T56	72-69-72	213	\$5,350.00
Mark Brooks .....	T22	68-72-69	209	\$26,000.00	Jim Carter .....	T56	69-72-72	213	\$5,350.00
Glen Day .....	T22	70-71-68	209	\$26,000.00	John Cook .....	T56	71-71-71	213	\$5,350.00
Davis Love III .....	T22	68-68-73	209	\$26,000.00	Richard Coughlan	T56	70-70-73	213	\$5,350.00
Stewart Cink .....	T25	70-69-71	210	\$16,791.67	Jim Estes .....	T56	71-73-69	213	\$5,350.00
Harrison Frazer .....	T25	71-67-72	210	\$16,791.67	Brad Faxon .....	T56	72-68-73	213	\$5,350.00
Scott Gump .....	T25	73-70-67	210	\$16,791.67	Steve Flesch .....	T56	73-68-72	213	\$5,350.00
Rocco Mediate .....	T25	70-68-72	210	\$16,791.67	Dudley Hart .....	T56	71-68-74	213	\$5,350.00
Joe Ozaki .....	T25	71-69-70	210	\$16,791.67	John Johnson .....	T56	71-70-72	213	\$5,350.00
Sonny Skinner .....	T25	70-71-69	210	\$16,791.67	Brian Kamm .....	T56	70-72-71	213	\$5,350.00
Jeff Sluman .....	T25	71-70-69	210	\$16,791.67	Neal Lancaster .....	T56	71-70-72	213	\$5,350.00
Tommy Tolles .....	T25	73-71-66	210	\$16,791.67	Jim McGovern .....	T56	72-71-70	213	\$5,350.00
Clark Dennis .....	T25	76-71-63	210	\$16,791.66	Lee Rinker .....	T56	74-69-70	213	\$5,350.00
Doug Martin .....	T25	72-68-70	210	\$16,791.66	David Sutherland	T56	70-74-69	213	\$5,350.00
Sam Randolph .....	T25	72-72-66	210	\$16,791.66	Kevin Sutherland	T56	72-69-72	213	\$5,350.00
Craig Stadler .....	T25	70-68-72	210	\$16,791.66					

The following players did not finish (C=cut, W=withdrew, D=disqualified)

**C—214-** Tommy Armour III, Olin Browne, David Frost, Skip Kendall, Wayne Levi, Scott McCarron, Mike Reid, Omar Uresti. **215-** John Daly, Bob Estes, Dan Forsman, Brian Henninger, Jimmy Johnston, Kenny Perry, Mark Wurtz. **216-** Woody Austin, Craig Barlow, Barry Cheesman, Jay Delsing, Bruce Fleisher, Kelly Gibson, Greg Kraft, Esteban Toledo, Bobby Wadkins. **217-** John Adams, Billy Andrade, Andrew Magee, Dicky Pride, Phil Tataurangi, Mark Wiebe. **218-** Lan Gooch, Frank Lickliter, Keith Nolan, Jerry Pate, Glen Stubblefield, Mike Weir, Kevin Wentworth, Willie Wood. **219-** Chris Perry, Bill Porter, Larry Rinker, Gene Sauers. **220-** Lon Hinkle, Brett Quigley, Mike Springer, Iain Steel. **221-** Steve Jurgensen, Roger Maltbie. **222-** Tim Conley, Steve Schneider, Vance Veazey. **223-** Steve McMichael. **225-** Mick Soli. **227-** Dan Pohl. **233-** George Burns. **140-** Lanny Wadkins. **141-** Michael Bradley, Scott Simpson. **143-** Jeff Maggert, Jack Nicklaus. **144-** David Duval, Robin Freeman, Kazuhiko Hosokawa, Vijay Singh. **145-** Robert Damron, Gary Nicklaus. **146-** R.W. Eaks, Paul Goydos, Guy Hill, J.L. Lewis, John Morse, Mark O'Meara, Shinichi Yokota. **147-** Ronnie Black, Guy Boros, Michael Christie, Niclas Fasth, Jerry Kelly, Joey Sindelar, Mike Standly. **148-** Bobby Gage, Paul Stankowski, Dave Stockton, Jr., Howard Twitty, Tiger Woods. **149-** Fred Funk, Mike Hulbert, Sandy Lyle, Grant Waite. **150-** Mark Carnevale, Glen Hnatluk, Hugh Royer III. **151-** Larry Mize. **153-** Joe Daley, Gabriel Hjertstedt, Kenichi Kuboya, Ted Tryba. **160-** Mark Hayes




# AT&T PEBBLE BEACH NATIONAL PRO-AM



## TOURNAMENT HISTORY

Year	Winner	Score	Runner-up	Score	Location	Par/Yards
<b>BING CROSBY PROFESSIONAL-AMATEUR</b>						
1937	Sam Snead	68	George Von Elm	72	Rancho Santa Fe CC, San Diego, CA	73/6769
1938	Sam Snead	139	Jimmy Hines	141	Rancho Santa Fe CC, San Diego, CA	73/6769
1939	Dutch Harrison	138	Byron Nelson	139	Rancho Santa Fe CC, San Diego, CA	73/6769
			Horton Smith			
1940	Ed Oliver	135	Victor Ghezzi	138	Rancho Santa Fe CC, San Diego, CA	73/6769
1941	Sam Snead	136	Craig Wood	137	Rancho Santa Fe CC, San Diego, CA	73/6769
1942	#John Dawson	133	Leland Gibson	136	Rancho Santa Fe CC, San Diego, CA	73/6769
			Lloyd Mangrum			
1943-	No Tournaments—World War II					
1946	Tie—Ed Furgol 213					
1947	George Fazio				Cypress Point CC, Monterey Peninsula, CA	72/6506
					Monterey Peninsula CC, Monterey Peninsula, CA	71/6356
					Pebble Beach GL, Monterey Peninsula, CA	72/6815
1948	Lloyd Mangrum	205	Stan Leonard	210	Cypress Point CC, Monterey Peninsula, CA	72/6506
					Monterey Peninsula CC, Monterey Peninsula, CA	71/6356
					Pebble Beach GL, Monterey Peninsula, CA	72/6815
1949	Ben Hogan	208	Jim Ferrier	210	Cypress Point CC, Monterey Peninsula, CA	72/6506
					Monterey Peninsula CC, Monterey Peninsula, CA	71/6356
					Pebble Beach GL, Monterey Peninsula, CA	72/6815
1950	Tie—Sam Snead 214				Cypress Point CC, Monterey Peninsula, CA	72/6506
	Jack Burke, Jr.				Monterey Peninsula CC, Monterey Peninsula, CA	71/6356
	Smiley Quick				Pebble Beach GL, Monterey Peninsula, CA	72/6815
	Dave Douglas					
1951	Byron Nelson	209	Cary Middlecoff	212	Cypress Point CC, Monterey Peninsula, CA	72/6506
					Monterey Peninsula CC, Monterey Peninsula, CA	71/6356
					Pebble Beach GL, Monterey Peninsula, CA	72/6815
1952	Jimmy Demaret	145	Art Bell	147	Cypress Point CC, Monterey Peninsula, CA	72/6506
					Monterey Peninsula CC, Monterey Peninsula, CA	71/6356
					Pebble Beach GL, Monterey Peninsula, CA	72/6815
<b>THE BING CROSBY PROFESSIONAL-AMATEUR INVITATIONAL</b>						
1953	Lloyd Mangrum	204	Julius Boros	208	Cypress Point CC, Monterey Peninsula, CA	72/6506
					Pebble Beach GL, Monterey Peninsula, CA	72/6815
1954	Dutch Harrison	210	Jimmy Demaret	211	Cypress Point CC, Monterey Peninsula, CA	72/6506
					Monterey Peninsula CC, Monterey Peninsula, CA	71/6356
					Pebble Beach GL, Monterey Peninsula, CA	72/6815
1955	Cary Middlecoff	209	Julius Boros	213	Cypress Point CC, Monterey Peninsula, CA	72/6506
			Paul McGuire		Monterey Peninsula CC, Monterey Peninsula, CA	71/6356
					Pebble Beach GL, Monterey Peninsula, CA	72/6815
<b>BING CROSBY NATIONAL PROFESSIONAL-AMATEUR GOLF CHAMPIONSHIP</b>						
1956	Cary Middlecoff	202	Mike Souchak	207	Cypress Point CC, Monterey Peninsula, CA	72/6506
					Monterey Peninsula CC, Monterey Peninsula, CA	71/6356
					Pebble Beach GL, Monterey Peninsula, CA	72/6815
1957	Jay Hebert	213	Cary Middlecoff	215	Cypress Point CC, Monterey Peninsula, CA	72/6506
					Monterey Peninsula CC, Monterey Peninsula, CA	71/6356
					Pebble Beach GL, Monterey Peninsula, CA	72/6815
1958	Billy Casper	277	Dave Marr	281	Cypress Point CC, Monterey Peninsula, CA	72/6506
					Monterey Peninsula CC, Monterey Peninsula, CA	71/6356
					Pebble Beach GL, Monterey Peninsula, CA	72/6815
<b>BING CROSBY NATIONAL</b>						
1959	Art Wall	279	Jimmy Demaret	281	Cypress Point CC, Monterey Peninsula, CA	72/6506
			Gene Littler		Monterey Peninsula CC, Monterey Peninsula, CA	71/6356
					Pebble Beach GL, Monterey Peninsula, CA	72/6815
1960	Ken Venturi	286	Julius Boros	289	Cypress Point CC, Monterey Peninsula, CA	72/6506
			Tommy Jacobs		Monterey Peninsula CC, Monterey Peninsula, CA	71/6356
					Pebble Beach GL, Monterey Peninsula, CA	72/6815
1961	Bob Rosburg	282	Roberto De Vicenzo	283	Cypress Point CC, Monterey Peninsula, CA	72/6506
			Dave Ragan		Monterey Peninsula CC, Monterey Peninsula, CA	71/6356
					Pebble Beach GL, Monterey Peninsula, CA	72/6815

# AT&T PEBBLE BEACH NATIONAL PRO-AM




## TOURNAMENT HISTORY

Year	Winner	Score	Runner-up	Score	Location	Par/Yards
1962	*Doug Ford	286	Joe Campbell	286	Cypress Point CC, Monterey Peninsula, CA	72/6506
					Monterey Peninsula CC, Monterey Peninsula, CA	71/6356
					Pebble Beach GL, Monterey Peninsula, CA	72/6815
1963	Billy Casper	285	Dave Hill	286	Cypress Point CC, Monterey Peninsula, CA	72/6506
			Jack Nicklaus		Monterey Peninsula CC, Monterey Peninsula, CA	71/6356
			Gary Player		Pebble Beach GL, Monterey Peninsula, CA	72/6815
			Bob Rosburg			
			Art Wall			

## BING CROSBY NATIONAL PROFESSIONAL-AMATEUR

1964	Tony Lema	284	Gay Brewer	287	Cypress Point CC, Monterey Peninsula, CA	72/6506
			Bo Wininger		Monterey Peninsula CC, Monterey Peninsula, CA	71/6356
					Pebble Beach GL, Monterey Peninsula, CA	72/6815
1965	Bruce Crampton	284	Tony Lema	287	Cypress Point CC, Monterey Peninsula, CA	72/6506
					Monterey Peninsula CC, Monterey Peninsula, CA	71/6356
					Pebble Beach GL, Monterey Peninsula, CA	72/6815
1966	Don Massengale	283	Arnold Palmer	284	Cypress Point CC, Monterey Peninsula, CA	72/6506
					Monterey Peninsula CC, Monterey Peninsula, CA	71/6356
					Pebble Beach GL, Monterey Peninsula, CA	72/6815
1967	Jack Nicklaus	284	Billy Casper	289	Cypress Point CC, Monterey Peninsula, CA	72/6506
					Spyglass Hill GC, Monterey Peninsula, CA	72/6810
					Pebble Beach GL, Monterey Peninsula, CA	72/6815
1968	*Johnny Pott	285	Billy Casper	285	Cypress Point CC, Monterey Peninsula, CA	72/6506
			Bruce Devlin		Spyglass Hill GC, Monterey Peninsula, CA	72/6810
					Pebble Beach GL, Monterey Peninsula, CA	72/6815
1969	George Archer	283	Bob Dickson	284	Cypress Point CC, Monterey Peninsula, CA	72/6506
			Dale Douglass		Spyglass Hill GC, Monterey Peninsula, CA	72/6810
			Howie Johnson		Pebble Beach GL, Monterey Peninsula, CA	72/6815
1970	Bert Yancey	278	Jack Nicklaus	279	Cypress Point CC, Monterey Peninsula, CA	72/6506
					Spyglass Hill GC, Monterey Peninsula, CA	72/6810
					Pebble Beach GL, Monterey Peninsula, CA	72/6815
1971	Tom Shaw	278	Arnold Palmer	280	Cypress Point CC, Monterey Peninsula, CA	72/6506
					Spyglass Hill GC, Monterey Peninsula, CA	72/6810
					Pebble Beach GL, Monterey Peninsula, CA	72/6815
1972	*Jack Nicklaus	284	Johnny Miller	284	Cypress Point CC, Monterey Peninsula, CA	72/6506
					Spyglass Hill GC, Monterey Peninsula, CA	72/6810
					Pebble Beach GL, Monterey Peninsula, CA	72/6815
1973	*Jack Nicklaus	282	Ray Floyd	282	Cypress Point CC, Monterey Peninsula, CA	72/6506
			Orville Moody		Spyglass Hill GC, Monterey Peninsula, CA	72/6810
					Pebble Beach GL, Monterey Peninsula, CA	72/6815
1974	~Johnny Miller	208	Grier Jones	212	Cypress Point CC, Monterey Peninsula, CA	72/6506
					Spyglass Hill GC, Monterey Peninsula, CA	72/6810
					Pebble Beach GL, Monterey Peninsula, CA	72/6815
1975	Gene Littler	280	Hubert Green	284	Cypress Point CC, Monterey Peninsula, CA	72/6506
					Spyglass Hill GC, Monterey Peninsula, CA	72/6810
					Pebble Beach GL, Monterey Peninsula, CA	72/6815
1976	Ben Crenshaw	281	Mike Morley	283	Cypress Point CC, Monterey Peninsula, CA	72/6506
					Spyglass Hill GC, Monterey Peninsula, CA	72/6810
					Pebble Beach GL, Monterey Peninsula, CA	72/6815
1977	Tom Watson	273	Tony Jacklin	274	Cypress Point CC, Monterey Peninsula, CA	72/6506
					Monterey Peninsula CC, Monterey Peninsula, CA	71/6400
					Pebble Beach GL, Monterey Peninsula, CA	72/6815
1978	*Tom Watson	280	Ben Crenshaw	280	Cypress Point CC, Monterey Peninsula, CA	72/6506
					Spyglass Hill GC, Monterey Peninsula, CA	72/6810
					Pebble Beach GL, Monterey Peninsula, CA	72/6815
1979	*Lon Hinkle	284	Andy Bean	284	Cypress Point CC, Monterey Peninsula, CA	72/6506
			Mark Hayes		Spyglass Hill GC, Monterey Peninsula, CA	72/6810
					Pebble Beach GL, Monterey Peninsula, CA	72/6815
1980	George Burns	280	Dan Pohl	281	Cypress Point CC, Monterey Peninsula, CA	72/6506
					Spyglass Hill GC, Monterey Peninsula, CA	72/6810


# AT&T PEBBLE BEACH NATIONAL PRO-AM



## TOURNAMENT HISTORY

Year	Winner	Score	Runner-up	Score	Location	Par/Yards
1981	-*John Cook	209	Bobby Clampett Ben Crenshaw Hale Irwin Barney Thompson	209	Pebble Beach GL, Monterey Peninsula, CA Cypress Point CC, Monterey Peninsula, CA Spyglass Hill GC, Monterey Peninsula, CA	72/6815 72/6506 72/6810
1982	Jim Simons	274	Craig Stadler	276	Pebble Beach GL, Monterey Peninsula, CA Cypress Point CC, Monterey Peninsula, CA Spyglass Hill GC, Monterey Peninsula, CA	72/6815 72/6506 72/6810
1983	Tom Kite	276	Rex Caldwell Calvin Peete	278	Pebble Beach GL, Monterey Peninsula, CA Cypress Point CC, Monterey Peninsula, CA Spyglass Hill GC, Monterey Peninsula, CA	72/6815 72/6506 72/6810
1984	*Hale Irwin	278	Jim Nelford	278	Pebble Beach GL, Monterey Peninsula, CA Cypress Point CC, Monterey Peninsula, CA Spyglass Hill GC, Monterey Peninsula, CA	72/6815 72/6506 72/6810
1985	Mark O'Meara	283	Kikuo Arai Larry Rinker Curtis Strange	284	Pebble Beach GL, Monterey Peninsula, CA Cypress Point CC, Monterey Peninsula, CA Spyglass Hill GC, Monterey Peninsula, CA	72/6815 72/6506 72/6810
<b>AT&amp;T PEBBLE BEACH NATIONAL PRO-AM</b>						
1986	-Fuzzy Zoeller	205	Payne Stewart	210	Pebble Beach GL, Monterey Peninsula, CA Cypress Point CC, Monterey Peninsula, CA Spyglass Hill GC, Monterey Peninsula, CA	72/6815 72/6506 72/6810
1987	Johnny Miller	278	Payne Stewart	279	Pebble Beach GL, Monterey Peninsula, CA Cypress Point CC, Monterey Peninsula, CA Spyglass Hill GC, Monterey Peninsula, CA	72/6815 72/6506 72/6810
1988	*Steve Jones	280	Bob Tway	280	Pebble Beach GL, Monterey Peninsula, CA Cypress Point CC, Monterey Peninsula, CA Spyglass Hill GC, Monterey Peninsula, CA	72/6815 72/6506 72/6810
1989	Mark O'Meara	277	Tom Kite	278	Pebble Beach GL, Monterey Peninsula, CA Cypress Point CC, Monterey Peninsula, CA Spyglass Hill GC, Monterey Peninsula, CA	72/6815 72/6506 72/6810
1990	Mark O'Meara	281	Kenny Perry	283	Pebble Beach GL, Monterey Peninsula, CA Cypress Point CC, Monterey Peninsula, CA Spyglass Hill GC, Monterey Peninsula, CA	72/6815 72/6506 72/6810
1991	Paul Azinger	274	Brian Claar Corey Pavin	278	Pebble Beach GL, Monterey Peninsula, CA Spyglass Hill GC, Monterey Peninsula, CA Poppy Hills GC, Monterey Peninsula, CA	72/6815 72/6810 72/6865
1992	*Mark O'Meara	275	Jeff Sluman	275	Pebble Beach GL, Monterey Peninsula, CA Spyglass Hill GC, Monterey Peninsula, CA Poppy Hills GC, Monterey Peninsula, CA	72/6815 72/6810 72/6865
1993	Brett Ogle	276	Billy Ray Brown	279	Pebble Beach GL, Monterey Peninsula, CA Spyglass Hill GC, Monterey Peninsula, CA Poppy Hills GC, Monterey Peninsula, CA	72/6815 72/6810 72/6865
1994	Johnny Miller	281	Jeff Maggert Corey Pavin Kirk Triplett Tom Watson	282	Pebble Beach GL, Monterey Peninsula, CA Spyglass Hill GC, Monterey Peninsula, CA Poppy Hills GC, Monterey Peninsula, CA	72/6815 72/6810 72/6865
1995	Peter Jacobsen	271	David Duval	273	Pebble Beach GL, Monterey Peninsula, CA Spyglass Hill GC, Monterey Peninsula, CA Poppy Hills GC, Monterey Peninsula, CA	72/6799 72/6810 72/6865
1996	No Tournament. Cancelled after two rounds due to unplayable course conditions and not rescheduled.					
1997	Mark O'Meara	268	David Duval Tiger Woods	269	Pebble Beach GL, Monterey Peninsula, CA Spyglass Hill GC, Monterey Peninsula, CA Poppy Hills GC, Monterey Peninsula, CA	72/6799 72/6859 72/6861

## AT&T PEBBLE BEACH NATIONAL PRO-AM



### TOURNAMENT HISTORY

Year	Winner	Score	Runner-up	Score	Location	Par/Yards
1998	~Phil Mickelson	202	Tom Pernice, Jr.	203	Pebble Beach GL, Monterey Peninsula, CA	72/6799
					Spyglass Hill GC, Monterey Peninsula, CA	72/6859
					Poppy Hills CC, Monterey Peninsula, CA	72/6861

Tournament Record: 268—Mark O'Meara, 1997

Current Course Records:

Pebble Beach GL 62—Tom Kite, 1983; David Duval, 1997

Poppy Hills GC 64—Brad Faxon, 1995

Spyglass Hill GC 64—Dan Forsman, 1993; Steve Lowery, 1995

KEY: \* = Playoff

~ = Weather-shortened

# = Amateur

### AT&T PEBBLE BEACH NATIONAL PRO-AM NOTES

The 18-hole scoring record in the AT&T Pebble Beach National Pro-Am is 10-under-par 62, established by **Tom Kite** at Pebble Beach Golf Links in 1983 and matched by **David Duval** at Pebble Beach in the third round in 1997. The low round at Poppy Hills is an 8-under-par 64 by **Brad Faxon** in 1995. The course record of 64 at Spyglass Hill was set by **Dan Forsman** in 1993 and equaled by **Steve Lowery** in 1995.

There has not been a wire-to-wire winner of the AT&T Pebble Beach National Pro-Am since 1958, the first year the tournament was contested over 72 holes. **Jimmy Demaret** led after both rounds of the 36-hole tournament in 1952.

**Mark O'Meara**, winner of five AT&T Pebble Beach National Pro-Ams, could become only the fifth player to win the same PGA TOUR event six times with another victory. The record for the most victories in a single event is eight by **Sam Snead** in the Greater Greensboro Open.

# Bank of America West Coast Swing Event

## 1998 BUICK INVITATIONAL



Torrey Pines GC, La Jolla, CA

South Course Par 36-36-72  
North Course Par 36-36-72

Yards: 7,000  
Yards: 6,592

Purse: \$2,100,000  
February 5-8, 1998

**LEADERS: First Round**—Davis Love III (NC) shot a 10-under-par 62 to lead Fuzzy Zoeller (NC), Bob Tway (NC), Jeff Sanday (NC) and Steve Jurgensen (NC) by one stroke. **Second Round**—Steve Pate (NC), at 12-under-par 132, led Skip Kendall (NC) by two strokes.

**CUT:** 81 players at 2-under-par 142 from a field of 156.

**PRO-AM:** South Course Individual—Ted Tryba, Gary McCord, Joey Sindelar, D.A. Weibring, Phil Blackmar, Michael Christie, Mark O'Meara, 70, \$460.72 each. South Course Team—Jay Don Blake, 53, \$750. North Course Individual—Mike Hulbert, Billy Ray Brown, 66, \$675.00 each. North Course Team—Davis Love III, 55, \$750.



**WEATHER:** Partly cloudy Thursday, with temperatures in the 60s. Rain Friday forced a suspension due to unplayable conditions at 12:05 p.m. with 146 players still on the course. Play was called for the day at 2:25 p.m. The second round resumed at 9 a.m. Saturday. Sunny and cool early Saturday, with more wind as the day progressed. The third round began at 1 p.m. and was suspended at 5:23 p.m. due to darkness with 75 players still on the course. Rain Sunday morning forced the tournament to be reduced to 54 holes. The third round resumed at 10:45 a.m. Partly cloudy Sunday afternoon.

**Winner: Scott Simpson 69-71-64 204 \$378,000.00**

*(Won playoff with birdie-4 on first extra hole)*

Skip Kendall	2	71-63-70	204	\$226,800.00	Scott McCarron	T35	68-69-74	211	\$8,428.50
Davis Love III	T3	62-73-70	205	\$109,200.00	Lee Porter	T35	69-70-72	211	\$8,428.50
Kevin Sutherland	T3	68-67-70	205	\$109,200.00	Steve Stricker	T35	70-66-75	211	\$8,428.50
Tiger Woods	T3	71-66-68	205	\$109,200.00	Omar Uresti	T35	68-71-72	211	\$8,428.50
Tommy Armour III	T6	67-73-66	206	\$61,350.00	Bobby Wadkins	T35	65-73-73	211	\$8,428.50
Russ Cochran	T6	67-70-69	206	\$61,350.00	Duffy Waldorf	T35	71-71-69	211	\$8,428.50
Brent Geiberger	T6	67-72-67	206	\$61,350.00	D.A. Weibring	T35	67-73-71	211	\$8,428.50
Steve Jurgensen	T6	63-73-70	206	\$61,350.00	Glen Day	T49	70-68-74	212	\$5,050.50
J.L. Lewis	T6	70-67-69	206	\$61,350.00	Joe Durant	T49	68-70-74	212	\$5,050.50
Spike McRoy	T6	70-66-70	206	\$61,350.00	Scott Gump	T49	69-70-73	212	\$5,050.50
Steve Pate	T6	67-65-74	206	\$61,350.00	Sandy Lyle	T49	69-71-72	212	\$5,050.50
Stewart Cink	T13	65-72-70	207	\$40,600.00	Andrew Magee	T49	68-74-70	212	\$5,050.50
Bob Gilder	T13	72-67-68	207	\$40,600.00	Phil Mickelson	T49	70-69-73	212	\$5,050.50
Craig Stadler	T13	69-70-68	207	\$40,600.00	David Ogren	T49	68-70-74	212	\$5,050.50
John Daly	T16	70-70-68	208	\$30,450.00	Larry Rinker	T49	71-68-73	212	\$5,050.50
Robert Damron	T16	68-67-73	208	\$30,450.00	Paul Azinger	T57	66-72-75	213	\$4,557.00
Doug Martin	T16	65-71-72	208	\$30,450.00	Mark Calcavecchia	T57	69-72-72	213	\$4,557.00
Jeff Sanday	T16	63-72-73	208	\$30,450.00	Dan Forsman	T57	71-71-71	213	\$4,557.00
Jeff Sluman	T16	67-69-72	208	\$30,450.00	Jeff Gallagher	T57	71-69-73	213	\$4,557.00
Bob Tway	T16	63-72-73	208	\$30,450.00	Peter Jacobsen	T57	69-73-71	213	\$4,557.00
Trevor Dodds	T22	66-72-71	209	\$20,160.00	Rocco Mediate	T57	68-74-71	213	\$4,557.00
Kelly Gibson	T22	72-65-72	209	\$20,160.00	Mark O'Meara	T57	71-70-72	213	\$4,557.00
Lee Janzen	T22	70-71-68	209	\$20,160.00	Mike Springer	T57	68-73-72	213	\$4,557.00
Tom Kite	T22	65-70-74	209	\$20,160.00	Greg Twigg	T57	67-74-72	213	\$4,557.00
Payne Stewart	T22	66-72-71	209	\$20,160.00	Fuzzy Zoeller	T57	63-75-75	213	\$4,557.00
R.W. Eaks	T27	65-75-70	210	\$13,978.13	John Adams	T67	71-71-72	214	\$4,242.00
Bob Estes	T27	66-73-71	210	\$13,978.13	Michael Bradley	T67	69-71-74	214	\$4,242.00
Paul Goydos	T27	67-73-70	210	\$13,978.13	Jim McGovern	T67	74-68-72	214	\$4,242.00
Tom Pernice, Jr.	T27	71-69-70	210	\$13,978.13	Dave Stockton, Jr.	T67	73-69-72	214	\$4,242.00
Jay Don Blake	T27	70-71-69	210	\$13,978.12	Vance Veazey	T67	71-71-72	214	\$4,242.00
Blaine McCallister	T27	73-69-68	210	\$13,978.12	Len Mattiace	T72	71-71-73	215	\$4,053.00
Sonny Skinner	T27	69-73-68	210	\$13,978.12	Chris Perry	T72	65-75-75	215	\$4,053.00
Mike Standly	T27	70-71-69	210	\$13,978.12	John Riegger	T72	69-71-75	215	\$4,053.00
Lennie Clements	T35	66-73-72	211	\$8,428.50	Kirk Triplett	T72	71-70-74	215	\$4,053.00
Rick Fehr	T35	69-71-71	211	\$8,428.50	Dave Barr	T76	71-71-74	216	\$3,885.00
Steve Flesch	T35	72-67-72	211	\$8,428.50	Jay Haas	T76	70-72-74	216	\$3,885.00
Brian Henninger	T35	73-66-72	211	\$8,428.50	Frank Lickliter	T76	69-72-75	216	\$3,885.00
Jerry Kelly	T35	67-73-71	211	\$8,428.50	Esteban Toledo	T76	68-72-76	216	\$3,885.00
Neal Lancaster	T35	67-71-73	211	\$8,428.50	Ben Bates	80	71-71-75	217	\$3,780.00
Billy Mayfair	T35	76-66-69	211	\$8,428.50	David Edwards	81	75-67-78	220	\$3,738.00

The following players did not finish (C=cut, W=withdrew, D=disqualified)

C—143- Jim Carter, David Duval, Jim Estes, Brad Fabel, Bruce Fleisher, Glen Hnatik, Mike Hulbert, John Huston, Jonathan Kaye, Steve Lowery, Dicky Pride, Joey Sindelar, Chris Smith, Phil Taturangi. 144- Ronnie Black, Billy Ray Brown, Mark Carnevale, Brad Faxon, J.P. Hayes, P.H. Horgan III, Kent Jones, Franklin Langham, Justin Leonard, Jesper Parnevik, Lanny Wadkins. 145- Billy Andrade, David Berganio, Jr., Brandel Chamblee, Barry Cheesman, Richard Coughlan, Harrison Frazar, Pete Jordan, Lee Rinker, Clarence Rose, Mark Wiebe. 146- Jim Gallagher, Jr., Paul Holtby, Kazuhiko Hosokawa, Brian Kamm, Dick Mast, Dave Rummells, Brad Sherfy, Scott Verplank, Kevin Wentworth. 147- Doug Barron, Tom Byrum, Nicolas Fasth, Gary McCord. 148- Phil Blackmar, Tim Conley, Fred Couples, Joe Daley, Guy Hill, Charley Hoffman, Hugh Royer III, Tommy Tolles. 149- Guy Boros, Tim Herron, Mike Small, Hal Sutton. 150- Mike Brisky, Michael Christie, Clark Dennis, Corey Pavin, David Sutherland. 151- Ken Conant, Ted Tryba. 152- Jim Letourneau. 155- Keith Nolan. 162- Magnus Carlsson. W—72- Olin Browne. 74- Fulton Allem. 76- Dennis Trixler. 80- Donnie Hammond. 82- Chip Beck.



# BUICK INVITATIONAL



## TOURNAMENT HISTORY

Year	Winner	Score	Runner-up	Score	Location	Par/Yards
<b>SAN DIEGO OPEN</b>						
1952	Ted Kroll	276	Jimmy Demaret	279	San Diego CC, San Diego, CA	72/6931
1953	Tommy Bolt	274	Doug Ford	277	San Diego CC, San Diego, CA	72/6931
1954	#Gene Littler	274	E. J. Harrison	278	Rancho Santa Fe GC, San Diego, CA	72/6797
<b>CONVAIR-SAN DIEGO OPEN</b>						
1955	Tommy Bolt	274	Johnny Palmer	276	Mission Valley CC, San Diego, CA	72/6619
1956	Bob Rosburg	270	Dick Mayer	272	Singing Hills GC, San Diego, CA	72/6573
<b>SAN DIEGO OPEN INVITATIONAL</b>						
1957	Arnold Palmer	271	Al Balding	272	Mission Valley CC, San Diego, CA	72/6619
1958	No Tournament					
1959	Marty Furgol	274	Joe Campbell	275	Mission Valley CC, San Diego, CA	72/6619
			Billy Casper			
			Dave Ragan			
			Mike Souchak			
			Bo Wining			
1960	Mike Souchak	269	Johnny Pott	270	Mission Valley CC, San Diego, CA	72/6619
1961	*Arnold Palmer	271	Al Balding	271	Mission Valley CC, San Diego, CA	72/6619
1962	*Tommy Jacobs	277	Johnny Pott	277	Stardust CC, San Diego, CA	71/6725
1963	Gary Player	270	Tony Lema	271	Stardust CC, San Diego, CA	71/6725
1964	Art Wall	274	Tony Lema	276	Rancho Bernardo CC, San Diego, CA	72/6455
			Bob Rosburg			
1965	*Wes Ellis	267	Billy Casper	267	Stardust CC, San Diego, CA	71/6725
1966	Billy Casper	268	Tommy Aaron	272	Stardust CC, San Diego, CA	71/6725
			Tom Weiskopf			
1967	Bob Goalby	269	Gay Brewer	270	Stardust CC, San Diego, CA	71/6725
<b>ANDY WILLIAMS-SAN DIEGO OPEN INVITATIONAL</b>						
1968	Tom Weiskopf	273	Al Geiberger	274	Torrey Pines GC, San Diego, CA 72/N-6659, S-7021	
1969	Jack Nicklaus	284	Gene Littler	285	Torrey Pines GC, San Diego, CA 72/N-6659, S-7021	
1970	*Pete Brown	275	Tony Jacklin	275	Torrey Pines GC, San Diego, CA 72/N-6659, S-7021	
1971	George Archer	272	Dave Eichelberger	275	Torrey Pines GC, San Diego, CA 72/N-6659, S-7021	
1972	Paul Harney	275	Hale Irwin	276	Torrey Pines GC, San Diego, CA 72/N-6659, S-7021	
1973	Bob Dickson	278	Billy Casper	281	Torrey Pines GC, San Diego, CA 72/N-6659, S-7021	
			Bruce Crampton			
			Grier Jones			
			Phil Rodgers			
1974	Bobby Nichols	275	Rod Curl	276	Torrey Pines GC, San Diego, CA 72/N-6659, S-7021	
			Gene Littler			
1975	*J.C. Snead	279	Raymond Floyd	279	Torrey Pines GC, San Diego, CA 72/N-6659, S-7021	
			Bobby Nichols			
1976	J.C. Snead	272	Don Bies	273	Torrey Pines GC, San Diego, CA 72/N-6659, S-7021	
1977	Tom Watson	269	Larry Nelson	274	Torrey Pines GC, San Diego, CA 72/N-6659, S-7021	
			John Schroeder			
1978	Jay Haas	278	Andy Bean	281	Torrey Pines GC, San Diego, CA 72/N-6659, S-7021	
			Gene Littler			
			John Schroeder			
1979	Fuzzy Zoeller	282	Bill Kratzert	287	Torrey Pines GC, San Diego, CA 72/N-6659, S-7021	
			Wayne Levi			
			Artie McNickle			
			Tom Watson			
1980	*Tom Watson	275	D.A. Weibring	275	Torrey Pines GC, San Diego, CA 72/N-6659, S-7021	
<b>WICKES/ANDY WILLIAMS SAN DIEGO OPEN</b>						
1981	*Bruce Lietzke	278	Raymond Floyd	278	Torrey Pines GC, San Diego, CA 72/N-6659, S-7021	
			Tom Jenkins			
1982	Johnny Miller	270	Jack Nicklaus	271	Torrey Pines GC, San Diego, CA 72/N-6659, S-7021	
<b>ISUZU/ANDY WILLIAMS SAN DIEGO OPEN</b>						
1983	Gary Hallberg	271	Tom Kite	272	Torrey Pines GC, San Diego, CA 72/N-6659, S-7021	
1984	*Gary Koch	272	Gary Hallberg	272	Torrey Pines GC, San Diego, CA 72/N-6659, S-7021	
1985	*Woody Blackburn	269	Ron Streck	269	Torrey Pines GC, San Diego, CA 72/N-6659, S-7021	

# BUICK INVITATIONAL



## TOURNAMENT HISTORY

Year	Winner	Score	Runner-up	Score	Location	Par/Yards
<b>SHEARSON LEHMAN BROTHERS ANDY WILLIAMS OPEN</b>						
1986	~*Bob Tway	204	Bernhard Langer	204	Torrey Pines GC, San Diego, CA 72/N-6659, S-7021	
1987	George Burns	266	J.C. Snead	270	Torrey Pines GC, San Diego, CA 72/N-6659, S-7021	
			Bobby Wadkins			
<b>SHEARSON LEHMAN HUTTON ANDY WILLIAMS OPEN</b>						
1988	Steve Pate	269	Jay Haas	270	Torrey Pines GC, San Diego, CA 72/N-6659, S-7021	
<b>SHEARSON LEHMAN HUTTON OPEN</b>						
1989	Greg Twiggs	271	Steve Elkington	273	Torrey Pines GC, San Diego, CA 72/N-6659, S-7021	
			Brad Faxon			
			Mark O'Meara			
			Mark Wiebe			
1990	Dan Forsman	275	Tommy Armour III	277	Torrey Pines GC, San Diego, CA 72/N-6659, S-7021	
<b>SHEARSON LEHMAN BROTHERS OPEN</b>						
1991	Jay Don Blake	268	Bill Sander	270	Torrey Pines GC, San Diego, CA 72/N-6659, S-7021	
<b>BUICK INVITATIONAL OF CALIFORNIA</b>						
1992	~Steve Pate	200	Chip Beck	201	Torrey Pines GC, San Diego, CA 72/N-6659, S-7021	
1993	Phil Mickelson	278	Dave Rummells	282	Torrey Pines GC, San Diego, CA 72/N-6659, S-7021	
1994	Craig Stadler	268	Steve Lowery	269	Torrey Pines GC, San Diego, CA 72/N-6592, S-7000	
1995	Peter Jacobsen	269	Mark Calcavecchia	273	Torrey Pines GC, San Diego, CA 72/N-6592, S-7000	
			Mike Hulbert			
			Hal Sutton			
			Kirk Triplett			
<b>BUICK INVITATIONAL</b>						
1996	Davis Love III	269	Phil Mickelson	271	Torrey Pines GC, San Diego, CA 72/N-6592, S-7022	
1997	Mark O'Meara	275	Donnie Hammond	277	Torrey Pines GC, San Diego, CA 72/N-6592, S-7022	
			David Ogrin			
			Mike Hulbert			
			Lee Janzen			
			Jesper Parnevik			
			Craig Stadler			
			Duffy Waldorf			
1998	~*Scott Simpson	204	Skip Kendall	204	Torrey Pines GC, San Diego, CA 72/N-6592, S-7000	

Tournament Record: 266—George Burns, 1987

Course Records:

Torrey Pines North 61—Mark Brooks, 1990

Torrey Pines South 63—Tommy Nakajima, 1984; Tom Watson, 1992

KEY: \* = Playoff

N = North

S = South

~ = Weather-shortened

# = Amateur

## BUICK INVITATIONAL NOTE

By winning the 1998 Buick Invitational at the age of 42 years, 4 months, 22 days, **Scott Simpson** became the oldest player to win the PGA TOUR event since **Paul Harney**, who was 42 years, 6 months, 19 days when he captured the title in 1972. Four of the last five winners of the Buick Invitational have been age 40 or older: **Craig Stadler** (40 in 1994), **Peter Jacobsen** (40 in 1995), **Mark O'Meara** (40 in 1997) and Simpson (42 in 1998).

# Bank of America West Coast Swing Event

## 1998 UNITED AIRLINES HAWAIIAN OPEN



Waialae CC, Honolulu, HI  
Par: 36-36-72 Yards: 7,012

Purse: \$1,800,000  
February 12-15, 1998

**LEADERS: First Round**—John Huston and David Ogrin opened with 9-under-par 63. Tom Byrum was one stroke back. **Second Round**—Huston, at 16-under-par 128, tied the tournament record and led Skip Kendall by two strokes. Tom Watson was three back. **Third Round**—Huston, with a tournament-record 22-under-par 194, led Frank Lickliter by four strokes. Greg Kraft and Olin Browne were five back.



**CUT:** 79 players at 5-under-par 139 from a field of 144.

**PRO-AM:** \$10,000. Individual—Paul Azinger, 64, \$1,000. Team—Paul Goydos, Billy Mayfair, Fulton Allem, 52, \$833.34 each.

**WEATHER:** Sunny, warm and humid with light wind all week.

**Winner: John Huston 63-65-66-66 260 \$324,000.00**

Tom Watson .....	2	67-64-70-66	267	\$194,400.00	Brad Fabel .....	T40	71-68-66-71	276	\$6,308.00
Trevor Dodds .....	3	65-70-65-68	268	\$122,400.00	Kelly Gibson .....	T40	68-68-65-75	276	\$6,308.00
Greg Kraft .....	T4	69-67-63-70	269	\$74,400.00	Paul Goydos .....	T40	66-68-69-73	276	\$6,308.00
Brett Quigley .....	T4	68-68-67-66	269	\$74,400.00	Jim McGovern .....	T40	67-70-67-72	276	\$6,308.00
Mike Reid .....	T4	65-68-69-67	269	\$74,400.00	Don Pooley .....	T40	70-65-69-72	276	\$6,308.00
Olin Browne .....	T7	67-66-66-71	270	\$54,225.00	Loren Roberts .....	T40	68-69-71-68	276	\$6,308.00
R.W. Eaks .....	T7	72-63-70-65	270	\$54,225.00	Iain Steel .....	T40	71-68-67-70	276	\$6,308.00
Frank Lickliter .....	T7	68-64-66-72	270	\$54,225.00	Omar Uresti .....	T40	68-67-69-72	276	\$6,308.00
Steve Stricker .....	T7	66-67-68-69	270	\$54,225.00	Woody Austin .....	T49	65-72-67-73	277	\$4,329.00
Brandel Chamblee .....	T11	68-67-66-70	271	\$38,160.00	Richard Coughlan .....	T49	72-65-71-69	277	\$4,329.00
Peter Jacobsen .....	T11	69-68-67-67	271	\$38,160.00	Clark Dennis .....	T49	67-70-72-68	277	\$4,329.00
Steve Jones .....	T11	68-70-67-66	271	\$38,160.00	Jeff Gallagher .....	T49	67-70-72-68	277	\$4,329.00
Larry Mize .....	T11	71-66-66-68	271	\$38,160.00	Len Mattiace .....	T49	70-67-70-70	277	\$4,329.00
Duffy Waldorf .....	T11	68-66-67-70	271	\$38,160.00	Joe Ozaki .....	T49	71-68-66-72	277	\$4,329.00
Jay Don Blake .....	T16	70-67-65-70	272	\$27,000.00	Tim Simpson .....	T49	70-68-64-75	277	\$4,329.00
Russ Cochran .....	T16	70-67-67-68	272	\$27,000.00	Dave Stockton, Jr. .....	T49	70-67-69-71	277	\$4,329.00
Robert Gamez .....	T16	68-67-65-72	272	\$27,000.00	Billy Ray Brown .....	T57	69-65-72-72	278	\$3,960.00
Skip Kendall .....	T16	67-63-70-72	272	\$27,000.00	Jimmy Johnston .....	T57	72-67-71-68	278	\$3,960.00
Kenny Perry .....	T16	67-67-68-70	272	\$27,000.00	Kent Jones .....	T57	69-69-68-72	278	\$3,960.00
Tommy Armour III .....	T21	67-67-71-68	273	\$18,000.00	Blaine McCallister .....	T57	69-69-70-70	278	\$3,960.00
Keoke Cotner .....	T21	70-67-67-69	273	\$18,000.00	Sonny Skinner .....	T57	69-67-72-70	278	\$3,960.00
Jim Furyk .....	T21	69-68-67-69	273	\$18,000.00	Taylor Smith .....	T57	71-68-66-73	278	\$3,960.00
Brent Geiberger .....	T21	68-70-66-69	273	\$18,000.00	Paul Stankowski .....	T57	67-71-69-71	278	\$3,960.00
Craig Stadler .....	T21	69-65-69-70	273	\$18,000.00	Doug Barron .....	T64	69-70-71-69	279	\$3,780.00
Mike Weir .....	T21	68-71-68-66	273	\$18,000.00	Jim Carter .....	T64	70-69-71-69	279	\$3,780.00
Tom Byrum .....	T27	64-68-69-73	274	\$11,981.25	Corey Pavin .....	T64	71-67-69-72	279	\$3,780.00
Brian Henninger .....	T27	67-67-70-70	274	\$11,981.25	Craig Barlow .....	T67	67-70-73-70	280	\$3,690.00
P.H. Horgan III .....	T27	67-68-68-71	274	\$11,981.25	Jay Delsing .....	T67	68-70-74-68	280	\$3,690.00
Jeff Maggert .....	T27	65-69-69-71	274	\$11,981.25	Fulton Allem .....	T69	66-68-76-71	281	\$3,528.00
David Ogrin .....	T27	63-69-73-69	274	\$11,981.25	Mark Carnevale .....	T69	68-70-67-76	281	\$3,528.00
Hugh Royer III .....	T27	67-65-72-70	274	\$11,981.25	Steve Flesch .....	T69	68-69-71-73	281	\$3,528.00
Esteban Toledo .....	T27	69-68-67-70	274	\$11,981.25	Tom Lehman .....	T69	71-68-72-70	281	\$3,528.00
Curtis Strange .....	T27	65-67-71-71	274	\$11,981.25	John Morse .....	T69	70-68-70-73	281	\$3,528.00
Fred Couples .....	T35	70-69-65-71	275	\$8,874.00	Gene Sauers .....	T69	68-70-70-73	281	\$3,528.00
Tim Herron .....	T35	66-71-68-70	275	\$8,874.00	Mike Springer .....	T69	69-70-71-71	281	\$3,528.00
Billy Mayfair .....	T35	69-67-68-71	275	\$8,874.00	Gary Hallberg .....	T76	68-71-71-72	282	\$3,384.00
Howard Twitty .....	T35	70-69-70-66	275	\$8,874.00	Glen Hnatiuk .....	T77	71-64-71-77	283	\$3,330.00
Vance Veazey .....	T35	70-69-66-70	275	\$8,874.00	David Ishii .....	T77	65-69-74-75	283	\$3,330.00
Keith Clearwater .....	T40	67-65-73-71	276	\$6,308.00	Spike McRoy .....	T79	68-71-70-75	284	\$3,276.00

The following players did not finish (C=cut, W=withdrew, D=disqualified)

**C—140:** Ben Bates, Don Berry, Guy Boros, Barry Cheesman, Joe Daley, Chris DiMarco, Bruce Fleisher, Robert Friend, Steve Jurgensen, Tim Loustalot, Dave Rummells, Mark Wiebe. **141:** David Edwards, Jim Estes, Harrison Frazer, Bobby Gage, Bob Gilder, Nolan Henke, Brian Kamm, Wayne Levi, Dicky Pride, Jeff Sluman, Jim Thorpe. **142:** Lennie Clements, Joe Durant, Danny Edwards, Robin Freeman, J.P. Hayes, Lon Hinkle, J.L. Lewis, Keith Nolan, Lee Porter. **143:** Ron Castillo, Joakim Haeggman, David Peoples, Joe Root, Brian Sasada, Mike Sullivan, Bobby Wadkins, Kevin Wentworth. **144:** Dave Barr, Tim Conley, Jim Gallagher, Jr., Greg Meyer, Mike Small, Ted Tryba, Mark Wurtz. **145:** Brian Claar, Niclas Fasth, Buddy Harston, Jet Ozaki, Tom Pernice, Jr., Scott Simpson. **146:** Paul Azinger, Pete Jordan. **147:** Lan Gooch, John Riegger, Phil Tataurangi. **148:** Andy Bean. **150:** Chip Beck, Phil Blackmar. **153:** Guy Hill, Ryan K. Koshi. **W—70:** Michael Christie, Lanny Wadkins.

# UNITED AIRLINES HAWAIIAN OPEN



## TOURNAMENT HISTORY

Year	Winner	Score	Runner-up	Score	Location	Par/Yards
<b>HAWAIIAN OPEN</b>						
1965	*Gay Brewer	281	Bob Goalby	281	Waialae CC, Honolulu, HI	72/7234
1966	Ted Makalena	271	Gay Brewer	274	Waialae CC, Honolulu, HI	72/7234
			Billy Casper			
1967	*Dudley Wysong	284	Billy Casper	284	Waialae CC, Honolulu, HI	72/7234
1968	Lee Trevino	272	George Archer	274	Waialae CC, Honolulu, HI	72/7234
1969	Bruce Crampton	274	Jack Nicklaus	278	Waialae CC, Honolulu, HI	72/7234
1970	No Tournament					
1971	Tom Shaw	273	Miller Barber	274	Waialae CC, Honolulu, HI	72/7234
1972	*Grier Jones	274	Bob Murphy	274	Waialae CC, Honolulu, HI	72/7234
1973	John Schlee	273	Orville Moody	275	Waialae CC, Honolulu, HI	72/7234
1974	Jack Nicklaus	271	Eddie Pearce	274	Waialae CC, Honolulu, HI	72/7234
1975	Gary Groh	274	Al Geiberger	275	Waialae CC, Honolulu, HI	72/7234
1976	Ben Crenshaw	270	Hale Irwin	274	Waialae CC, Honolulu, HI	72/7234
			Larry Nelson			
1977	Bruce Lietzke	273	Don January	276	Waialae CC, Honolulu, HI	72/7234
			Takashi Murakami			
1978	*Hubert Green	274	Bill Kratzert	274	Waialae CC, Honolulu, HI	72/7234
1979	Hubert Green	267	Fuzzy Zoeller	270	Waialae CC, Honolulu, HI	72/7234
1980	Andy Bean	266	Lee Trevino	269	Waialae CC, Honolulu, HI	72/7234
1981	Hale Irwin	265	Don January	271	Waialae CC, Honolulu, HI	72/7234
1982	Wayne Levi	277	Scott Simpson	278	Waialae CC, Honolulu, HI	72/7234
1983	Isao Aoki	268	Jack Renner	269	Waialae CC, Honolulu, HI	72/7234
1984	*Jack Renner	271	Wayne Levi	271	Waialae CC, Honolulu, HI	72/7234
1985	Mark O'Meara	267	Craig Stadler	268	Waialae CC, Honolulu, HI	72/6975
1986	Corey Pavin	272	Paul Azinger	274	Waialae CC, Honolulu, HI	72/6975
1987	*Corey Pavin	270	Craig Stadler	270	Waialae CC, Honolulu, HI	72/6975
1988	Lanny Wadkins	271	Richard Zokol	272	Waialae CC, Honolulu, HI	72/6975
1989	-Gene Sauers	197	David Ogrin	198	Waialae CC, Honolulu, HI	72/6975
1990	David Ishii	279	Paul Azinger	280	Waialae CC, Honolulu, HI	72/6975
<b>UNITED HAWAIIAN OPEN</b>						
1991	Lanny Wadkins	270	John Cook	274	Waialae CC, Honolulu, HI	72/6975
<b>UNITED AIRLINES HAWAIIAN OPEN</b>						
1992	John Cook	265	Paul Azinger	267	Waialae CC, Honolulu, HI	72/6975
1993	Howard Twitty	269	Joey Sindelar	273	Waialae CC, Honolulu, HI	72/6975
1994	Brett Ogle	269	Davis Love III	270	Waialae CC, Honolulu, HI	72/6975
1995	John Morse	269	Tom Lehman	272	Waialae CC, Honolulu, HI	72/6975
			Duffy Waldorf			
1996	*Jim Furyk	277	Brad Faxon	277	Waialae CC, Honolulu, HI	72/6975
1997	*Paul Stankowski	271	Jim Furyk	271	Waialae CC, Honolulu, HI	72/7012
			Mike Reid			
1998	John Huston	260	Tom Watson	267	Waialae CC, Honolulu, HI	72/7012

Tournament Record: 260—John Huston, 1998  
Course Record: 60—Davis Love III, 1994

KEY: \* = Playoff ~ = Weather-shortened

**NOTE:** The United Airlines Hawaiian Open is not on the 1999 PGA TOUR schedule. A new tournament, The Sony Open in Hawaii, has been added to the TOUR schedule.

# Bank of America West Coast Swing Event

## 1998 TUCSON CHRYSLER CLASSIC



Omni Tucson National Resort, Tucson, AZ  
Par: 36-36-72 Yards: 7,148

Purse: \$2,000,000  
February 19-22, 1998

**LEADERS: First Round**—Justin Leonard opened with a 7-under-par 65. Tom Lehman and David Duval were one stroke back. **Second Round**—Duval, at 16-under-par 128, was seven strokes in front of playing partners Scott Hoch and Leonard. **Third Round**—Duval, at 20-under-par 196, was seven strokes ahead of Leonard and nine in front of David Toms.



**CUT:** 76 professionals and one amateur at 1-under-par 143 from a field of 144.

**PRO-AM:** \$10,000. Individual—David Ogrin, 66, \$1,000. Team—Andrew Magee, 52, \$1,000.

**WEATHER:** Partly cloudy and cool Thursday and Sunday. Friday play was suspended at 2:39 p.m. due to heavy rain and called for the day at 3:45. The second round resumed at 8:00 a.m. Saturday under partly cloudy and cool conditions. The third round started at 12:20 p.m. Lift-clean-and-place rule was in effect for first two rounds.

**Winner: David Duval 66-62-68-73 269 \$360,000.00**

Justin Leonard .....	T2	65-70-68-70	273	\$176,000.00	Curtis Strange .....	T31	70-71-69-72	282	\$10,200.00
David Toms .....	T2	70-67-68-68	273	\$176,000.00	Ted Tryba .....	T31	70-69-72-71	282	\$10,200.00
Tim Herron .....	T4	69-70-67-69	275	\$88,000.00	Grant Waite .....	T31	71-69-72-70	282	\$10,200.00
Steve Lowery .....	T4	68-70-68-69	275	\$88,000.00	Jeff Kern .....	T31	68-72-70-72	282	Amateur
Tom Lehman .....	T6	66-71-69-70	276	\$67,000.00	Mike Brisky .....	T44	72-69-73-69	283	\$6,800.00
Andrew Magee .....	T6	69-68-72-67	276	\$67,000.00	P.H. Horgan III .....	T44	72-71-71-69	283	\$6,800.00
Bob Tway .....	T6	70-68-71-67	276	\$67,000.00	Len Mattiace .....	T44	72-69-72-70	283	\$6,800.00
Scott Hoch .....	T9	69-66-71-71	277	\$50,000.00	Scott Verplank .....	T44	73-70-67-73	283	\$6,800.00
Steve Pate .....	T9	70-66-72-69	277	\$50,000.00	Ronnie Black .....	T48	73-69-70-72	284	\$5,206.67
Joey Sindelar .....	T9	72-70-66-69	277	\$50,000.00	Mark Brooks .....	T48	71-68-69-76	284	\$5,206.67
Tommy Tolles .....	T9	69-70-68-70	277	\$50,000.00	Christoffer Hanell .....	T48	69-72-71-72	284	\$5,206.67
Jim Furyk .....	T9	69-70-68-70	277	\$50,000.00	Jonathan Kaye .....	T48	67-74-69-74	284	\$5,206.67
Robert Damron .....	T14	69-72-68-69	278	\$35,000.00	Mike Hulbert .....	T48	70-73-70-71	284	\$5,206.66
Glen Hnatiuk .....	T14	68-74-67-69	278	\$35,000.00	Lee Rinker .....	T48	74-69-68-73	284	\$5,206.66
Sandy Lyle .....	T14	69-69-70-70	278	\$35,000.00	John Adams .....	T54	71-69-74-71	285	\$4,608.00
Mike Standly .....	T14	70-67-72-69	278	\$35,000.00	Yoshinori Mizumaki .....	T54	72-71-70-72	285	\$4,608.00
John Daly .....	T18	70-70-69-70	279	\$27,000.00	Dave Rummells .....	T54	69-72-71-73	285	\$4,608.00
Jerry Kelly .....	T18	72-69-70-68	279	\$27,000.00	Kevin Sutherland .....	T54	72-70-71-72	285	\$4,608.00
Mike Reid .....	T18	71-71-72-65	279	\$27,000.00	Willie Wood .....	T54	73-68-73-71	285	\$4,608.00
Payne Stewart .....	T18	69-70-70-70	279	\$27,000.00	Billy Andrade .....	T59	69-74-71-72	286	\$4,380.00
Russ Cochran .....	T22	69-71-70-70	280	\$20,800.00	Barry Cheesman .....	T59	72-71-71-72	286	\$4,380.00
Rocco Mediate .....	T22	73-67-67-73	280	\$20,800.00	Richard Coughlan .....	T59	73-69-72-72	286	\$4,380.00
Steve Stricker .....	T22	73-68-68-71	280	\$20,800.00	David Edwards .....	T59	70-73-70-73	286	\$4,380.00
Bob Estes .....	T25	72-70-70-69	281	\$15,266.67	Steve Jones .....	T59	68-71-76-71	286	\$4,380.00
Doug Martin .....	T25	70-72-69-70	281	\$15,266.67	Jeff Sluman .....	T59	73-70-70-73	286	\$4,380.00
Billy Mayfair .....	T25	71-69-69-72	281	\$15,266.67	Nick Faldo .....	T65	70-73-72-72	287	\$4,180.00
David Sutherland .....	T25	67-72-73-69	281	\$15,266.67	Dan Forsman .....	T65	73-68-74-72	287	\$4,180.00
John Huston .....	T25	72-66-71-72	281	\$15,266.66	Jim Gallagher, Jr. ....	T65	70-71-72-74	287	\$4,180.00
David Ogrin .....	T25	70-69-67-75	281	\$15,266.66	Keith Nolan .....	T65	69-70-77-71	287	\$4,180.00
Fulton Allem .....	T31	71-71-72-68	282	\$10,200.00	Brent Geiberger .....	T69	69-70-75-74	288	\$4,060.00
Jay Don Blake .....	T31	69-72-69-72	282	\$10,200.00	J.L. Lewis .....	T69	72-71-75-70	288	\$4,060.00
Michael Bradley .....	T31	70-73-70-69	282	\$10,200.00	Jim McGovern .....	T71	68-74-71-76	289	\$3,980.00
Mark Calcavecchia .....	T31	68-71-70-73	282	\$10,200.00	Loren Roberts .....	T71	70-73-73-73	289	\$3,980.00
Trevor Dodds .....	T31	68-72-74-68	282	\$10,200.00	John Cook .....	T73	70-73-75-72	290	\$3,900.00
Paul Goydos .....	T31	71-72-65-74	282	\$10,200.00	Bruce Lietzke .....	T73	69-74-73-74	290	\$3,900.00
Dudley Hart .....	T31	72-70-71-69	282	\$10,200.00	Jay Delsing .....	T75	67-72-74-78	291	\$3,820.00
Nolan Henke .....	T31	69-70-73-70	282	\$10,200.00	Omar Uresti .....	T75	71-72-73-75	291	\$3,820.00
Kenny Perry .....	T31	71-69-72-70	282	\$10,200.00	Kirk Triplett .....	77	72-70-72-79	293	\$3,760.00

The following players did not finish (C=cut, W=withdrew, D=disqualified)

C—144- Dave Barr, Chris DiMarco, Lee Janzen, Franklin Langham, Larry Mize, Dan Pohl, Sonny Skinner, Hal Sutton, Vance Veazey.  
145- Ben Bates, Olin Browne, Tom Byrum, Jim Carter, Joe Daley, R.W. Eaks, Brad Fabel, Guy Hill, Neal Lancaster, Phil Mickelson, Christian Pena, Lee Porter, Ted Purdy, Brett Quigley, Clarence Rose, Jay Synkelma. 146- Doug Barron, David Bartman, Phil Blackmar, Guy Boros, Bruce Fleisher, Bob Gilder, Blaine McCallister. 147- Ed Fiori, Steve Jurgensen, Spike McRoy, Jet Ozaki, Joe Ozaki, Don Pooley, Tom Purtzer, Paul Stankowski. 148- Harrison Frazer, Scott Gump, Tom Kite, Jeff Maggert, Chris Perry, Scott Watkins, Mark Wiebe. 149- Brian Henninger, Pete Jordan, John Riegger, Mike Springer. 150- Lennie Clements, Steve Flesch, Fred Funk, Bobby Wadkins. 151- Mike Small, Chris Smith. 152- Bob Romero, Jim Thorpe. 153- Chip Beck, Gabriel Hjertstedt. 154- Willie Kane, Kevin Wentworth. 155- Mark Carnevale. W—76- Brandel Chamblee. 79- Greg Kraft. D—72- Brian Kamm.




# TOUCHSTONE ENERGY TUCSON OPEN



## TOURNAMENT HISTORY

Year	Winner	Score	Runner-up	Score	Location	Par/Yards
<b>TUCSON OPEN</b>						
1945	Ray Mangrum	268	Byron Nelson	269	El Rio G&CC, Tucson, AZ	70/6418
1946	Jimmy Demaret	268	Herman Barron	272	El Rio G&CC, Tucson, AZ	70/6418
1947	Jimmy Demaret	264	Ben Hogan	267	El Rio G&CC, Tucson, AZ	70/6418
1948	Skip Alexander	264	Johnny Palmer	265	El Rio G&CC, Tucson, AZ	70/6418
1949	Lloyd Mangrum	263	Al Smith	268	El Rio G&CC, Tucson, AZ	70/6418
1950	Chandler Harper	267	Sam Snead	269	El Rio G&CC, Tucson, AZ	70/6418
1951	Lloyd Mangrum	269	Jack Burke, Jr. Jim Turnesa Lew Worsham	271	El Rio G&CC, Tucson, AZ	70/6418
1952	Henry Williams	274	Cary Middlecoff	276	El Rio G&CC, Tucson, AZ	70/6418
1953	Tommy Bolt	265	Chandler Harper	266	El Rio G&CC, Tucson, AZ	70/6418
1954	No Tournament					
1955	Tommy Bolt	265	Bud Holscher Art Wall	269	El Rio G&CC, Tucson, AZ	70/6418
1956	Ted Kroll	264	Dow Finsterwald	267	El Rio G&CC, Tucson, AZ	70/6418
1957	*Dow Finsterwald	269	Don Whitt	269	El Rio G&CC, Tucson, AZ	70/6418
1958	Lionel Hebert	265	Don January	267	El Rio G&CC, Tucson, AZ	70/6418
1959	Gene Littler	266	Joe Campbell Art Wall	267	El Rio G&CC, Tucson, AZ	70/6418
1960	Don January	271	Bob Harris	274	El Rio G&CC, Tucson, AZ	70/6418
<b>HOME OF THE SUN INVITATIONAL</b>						
1961	*Dave Hill	269	Tommy Bolt Bud Sullivan	269	El Rio G&CC, Tucson, AZ	70/6418
<b>TUCSON OPEN</b>						
1962	Phil Rodgers	263	Jim Ferrier	266	El Rio G&CC, Tucson, AZ	70/6418
1963	Don January	266	Gene Littler Phil Rodgers	277	49er CC, Tucson, AZ	72/6722
1964	Jack Cupit	274	Rex Baxter	276	49er CC, Tucson, AZ	72/6722
1965	Bob Charles	271	Al Geiberger	275	Tucson National GC, Tucson, AZ	72/7305
1966	*Joe Campbell	278	Gene Littler	278	Tucson National GC, Tucson, AZ	72/7305
1967	Arnold Palmer	273	Chuck Courtney	274	Tucson National GC, Tucson, AZ	72/7305
1968	George Knudson	273	Frank Beard Frank Boynton	274	Tucson National GC, Tucson, AZ	72/7305
1969	Lee Trevino	271	Miller Barber	278	Tucson National GC, Tucson, AZ	72/7305
1970	*Lee Trevino	275	Bob Murphy	275	Tucson National GC, Tucson, AZ	72/7305
1971	J.C. Snead	273	Dale Douglass	274	Tucson National GC, Tucson, AZ	72/7305
1972	*Miller Barber	273	George Archer	273	Tucson National GC, Tucson, AZ	72/7305
<b>DEAN MARTIN TUCSON OPEN</b>						
1973	Bruce Crampton	277	George Archer Gay Brewer Labron Harris, Jr.	282	Tucson National GC, Tucson, AZ	72/7305
1974	Johnny Miller	272	Ben Crenshaw	275	Tucson National GC, Tucson, AZ	72/7305
1975	Johnny Miller	263	John Mahaffey	272	Tucson National GC, Tucson, AZ	72/7305
<b>NBC TUCSON OPEN</b>						
1976	Johnny Miller	274	Howard Twitty	277	Tucson National GC, Tucson, AZ	72/7305
<b>JOE GARAGIOLA TUCSON OPEN</b>						
1977	*Bruce Lietzke	275	Gene Littler	275	Tucson National GC, Tucson, AZ	72/7305
1978	Tom Watson	276	Bobby Wadkins	277	Tucson National GC, Tucson, AZ	72/7305
1979	Bruce Lietzke	265	Buddy Gardner Jim Thorpe Tom Watson	267	Randolph Park Municipal GC, Tucson, AZ	70/6860
1980	Jim Colbert	270	Dan Halldorson	274	Tucson National GC, Tucson, AZ	72/7305
1981	Johnny Miller	265	Lon Hinkle	267	Randolph Park Municipal GC, Tucson, AZ	70/6860
1982	Craig Stadler	266	Vance Heatner John Mahaffey	269	Randolph Park Municipal GC, Tucson, AZ	70/6860
1983	*Gil Morgan	271	Curtis Strange Lanny Wadkins	271	Randolph Park Municipal GC, Tucson, AZ	70/6860

# TOUCHSTONE ENERGY TUCSON OPEN



## TOURNAMENT HISTORY

Year	Winner	Score	Runner-up	Score	Location	Par/Yards
<b>SEIKO-TUCSON MATCH PLAY CHAMPIONSHIP</b>						
1984	Tom Watson	2&1	Gil Morgan		Randolph Park Municipal GC, Tucson, AZ	70/6860
1985	Jim Thorpe	4&3	Jack Renner		Randolph Park Municipal GC, Tucson, AZ	70/6860
1986	Jim Thorpe	67	Scott Simpson		Randolph Park Municipal GC, Tucson, AZ	70/6860
<b>SEIKO-TUCSON OPEN</b>						
1987	Mike Reid	268	Chip Beck Mark Calcavecchia Hal Sutton Fuzzy Zoeller	272	TPC at StarPass, Tucson, AZ	72/7010
<b>NORTHERN TELECOM TUCSON OPEN</b>						
1988	David Frost	266	Mark Calcavecchia Mark O'Meara	271	TPC at StarPass, Tucson, AZ	72/7010
1989	No tournament held due to schedule change from end of year to beginning of year.					
1990	Robert Gamez	270	Mark Calcavecchia Jay Haas	274	TPC at StarPass, Tucson, AZ (H) Randolph Park Municipal GC, Tucson, AZ	72/7010 72/6902
<b>NORTHERN TELECOM OPEN</b>						
1991	#Phil Mickelson	272	Tom Purtzer Bob Tway	273	TPC at StarPass, Tucson, AZ (H) Tucson National GC, Tucson, AZ	72/7010 72/7305
1992	Lee Janzen	270	Bill Britton	271	TPC at StarPass, Tucson, AZ (H) Tucson National GC, Tucson, AZ	72/7010 72/7305
1993	Larry Mize	271	Jeff Maggert	273	Tucson National GC, Tucson, AZ (H) Starr Pass GC, Tucson, AZ	72/7148 72/7010
1994	Andrew Magee	270	Jay Don Blake Loren Roberts Vijay Singh Steve Stricker	272	Tucson National GC, Tucson, AZ (H) Starr Pass GC, Tucson, AZ	72/7148 72/7010
1995	Phil Mickelson	269	Jim Gallagher, Jr. Scott Simpson	270	Tucson National GC, Tucson, AZ (H) Starr Pass GC, Tucson, AZ	72/7148 72/7010
<b>NORTELE OPEN</b>						
1996	Phil Mickelson	273	Bob Tway	275	Tucson National GC, Tucson, AZ (H) Starr Pass GC, Tucson, AZ	72/7148 71/6942
<b>TUCSON CHRYSLER CLASSIC</b>						
1997	Jeff Sluman	275	Steve Jones	276	Omni Tucson National Resort, Tucson, AZ	72/7148
1998	David Duval	269	Justin Leonard David Toms	273	Omni Tucson National Resort, Tucson, AZ	72/7148

Tournament Record: 263—Lloyd Mangrum, 1949 (El Rio G&CC); Phil Rodgers, 1962 (El Rio G&CC); Johnny Miller, 1975 (Tucson National)

Current Course Record: 61—Johnny Miller, 1975

KEY: \* = Playoff # = Amateur (H) = Host Course

## TOUCHSTONE ENERGY TUCSON OPEN NOTE


**David Duval's 1998 win in Tucson was his fourth PGA TOUR victory in less than five months, and his 19-under-par 269 total tied the tournament record in relation to par.**

# Bank of America West Coast Swing Event

## 1998 NISSAN OPEN

Valencia CC, Valencia, CA  
Par: 35-36-71 Yards: 6,987

Purse: \$2,100,000  
February 26-March 1, 1998



**LEADERS: First Round**—Billy Mayfair, with a 6-under-par 65, led by one stroke over Stephen Ames and by two over five other players. **Second Round**—Mayfair, at 6-under-par 136, led by one over Ames, Tommy Armour III and Payne Stewart. **Third Round**—Armour, at 9-under-par 204, led by one over Mayfair and by two over five other players.



**CUT:** 78 players at 4-over-par 146 from a field of 144.

**PRO-AM:** \$10,000. Individual—Lee Rinker, 68, \$1,000. Team—Craig Stadler, 55, \$1,000.

**WEATHER:** Sunny all week, with strong winds Thursday and Friday. The weekend weather was perfect.

**Winner: Billy Mayfair 65-71-69-67 272 \$378,000.00**


*(Won playoff with birdie-4 on first extra hole)*

Tiger Woods .....	2	68-73-65-66	272	\$226,800.00	Lee Rinker .....	T36	70-73-71-72	286	\$9,465.00
Stephen Ames .....	3	66-71-70-68	275	\$142,800.00	Clarence Rose .....	T36	71-75-70-70	286	\$9,465.00
John Daly .....	T4	73-71-66-66	276	\$92,400.00	Richard Coughlan .....	T43	71-72-73-71	287	\$6,258.00
Payne Stewart .....	T4	70-67-69-70	276	\$92,400.00	Chris DiMarco .....	T43	69-72-76-70	287	\$6,258.00
Tommy Armour III .....	T6	69-68-67-73	277	\$67,987.50	Nick Faldo .....	T43	73-70-73-71	287	\$6,258.00
Bob Estes .....	T6	69-70-67-71	277	\$67,987.50	Harrison Frazar .....	T43	73-71-72-71	287	\$6,258.00
Jeff Gallagher .....	T6	69-71-68-69	277	\$67,987.50	Bob Friend .....	T43	71-74-71-71	287	\$6,258.00
Scott Hoch .....	T6	67-71-68-71	277	\$67,987.50	P.H. Horgan III .....	T43	68-78-72-69	287	\$6,258.00
Barry Cheesman .....	T10	72-73-67-66	278	\$52,500.00	Larry Rinker .....	T43	69-75-68-75	287	\$6,258.00
Jay Haas .....	T10	73-70-67-68	278	\$52,500.00	Mike Standly .....	T43	67-73-73-74	287	\$6,258.00
Scott Verplank .....	T10	68-72-70-68	278	\$52,500.00	Willie Wood .....	T43	71-75-72-69	287	\$6,258.00
Skip Kendall .....	T13	69-73-64-73	279	\$42,000.00	Niclas Fasth .....	T52	73-70-75-70	288	\$4,924.50
Hal Sutton .....	T13	72-69-66-72	279	\$42,000.00	Keiichiro Fukubori .....	T52	67-74-75-72	288	\$4,924.50
Fred Funk .....	T15	71-70-70-69	280	\$33,600.00	Andrew Magee .....	T52	69-75-71-73	288	\$4,924.50
Loren Roberts .....	T15	68-73-72-67	280	\$33,600.00	Phil Mickelson .....	T52	67-76-74-71	288	\$4,924.50
Kevin Sutherland .....	T15	70-73-67-70	280	\$33,600.00	Joe Daley .....	T56	69-72-75-73	289	\$4,746.00
Kirk Triplett .....	T15	74-69-68-69	280	\$33,600.00	Robert Gamez .....	T56	72-72-70-75	289	\$4,746.00
Bobby Wadkins .....	T15	69-72-70-69	280	\$33,600.00	D.A. Weibring .....	T56	73-73-72-71	289	\$4,746.00
Jim Carter .....	T20	71-68-71-72	282	\$24,465.00	Brad Fabel .....	T59	74-72-72-72	290	\$4,557.00
Brandel Chamblee .....	T20	73-70-70-69	282	\$24,465.00	Kent Jones .....	T59	75-68-75-72	290	\$4,557.00
Jerry Kelly .....	T20	68-71-71-72	282	\$24,465.00	Shigeki Maruyama .....	T59	67-79-75-69	290	\$4,557.00
Frank Lickliter .....	T20	71-71-70-70	282	\$24,465.00	Dennis Paulson .....	T59	75-71-71-73	290	\$4,557.00
Michael Bradley .....	T24	71-71-70-71	283	\$17,430.00	Iain Steel .....	T59	72-72-73-73	290	\$4,557.00
Rick Fehr .....	T24	71-67-70-75	283	\$17,430.00	Fuzzy Zoeller .....	T59	72-74-73-71	290	\$4,557.00
Guy Hill .....	T24	71-74-67-71	283	\$17,430.00	Fred Couples .....	T65	70-73-74-74	291	\$4,389.00
Tom Pernice, Jr. ....	T24	71-74-70-68	283	\$17,430.00	Sonny Skinner .....	T65	71-72-73-75	291	\$4,389.00
Brett Quigley .....	T24	69-70-69-75	283	\$17,430.00	Craig Barlow .....	T67	73-73-72-74	292	\$4,284.00
Dan Forsman .....	T29	71-74-71-68	284	\$13,650.00	Ben Bates .....	T67	69-75-71-77	292	\$4,284.00
Tom Kite .....	T29	68-75-69-72	284	\$13,650.00	Brent Geiberger .....	T67	70-71-74-77	292	\$4,284.00
Scott Simpson .....	T29	70-73-70-71	284	\$13,650.00	Kelly Gibson .....	T70	74-71-71-77	293	\$4,137.00
Mike Springer .....	T29	70-73-70-71	284	\$13,650.00	Lee Porter .....	T70	75-71-75-72	293	\$4,137.00
Mark Wiebe .....	T29	68-72-69-75	284	\$13,650.00	Ted Schulz .....	T70	73-72-75-73	293	\$4,137.00
Doug Barron .....	T34	75-71-68-71	285	\$11,602.50	Duffy Waldorf .....	T70	72-73-76-72	293	\$4,137.00
Omar Uresti .....	T34	73-73-69-70	285	\$11,602.50	Glen Day .....	T74	72-74-79-69	294	\$3,990.00
John Cook .....	T36	70-71-72-73	286	\$9,465.00	Blaine McCallister .....	T74	72-72-72-78	294	\$3,990.00
Steve Jones .....	T36	71-72-74-69	286	\$9,465.00	Mike Reid .....	T74	70-74-76-74	294	\$3,990.00
Jonathan Kaye .....	T36	74-68-75-69	286	\$9,465.00	Kevin Wentworth .....	T77	72-72-74-77	295	\$3,906.00
Neal Lancaster .....	T36	72-71-78-65	286	\$9,465.00	Ken Conant .....	T78	74-72-74-82	302	\$3,864.00
Tom Lehman .....	T36	73-71-68-74	286	\$9,465.00					

The following players did not finish (C=cut, W=withdrew, D=disqualified)

C—147- Dave Barr, Mike Brisky, Clark Dennis, R.W. Eaks, Franklin Langham, Steve Lowery, Jim McGovern, Spike McRoy, Craig Stadler, David Sutherland, Esteban Toledo, Bob Tway, Grant Waite. 148- Tim Conley, Justin Leonard, Sandy Lyle, Corey Pavin, Dicky Pride, John Riegger, Jeff Sanday, David Toms, Ted Tryba, Vance Veazey. 149- Jay Don Blake, Paul Goydos, Scott Gump, Kazuhiko Hosokawa, John Morse, David Ogrin, Joe Ozaki, Hugh Royer III, Chris Smith. 150- Ronnie Black, Jim Estes, Glen Hnatik, Peter Jacobsen, Steve Jurgensen, Tim Loutalot, Scott McCarron, Keith Nolan, Phil Tataurangi. 151- Woody Austin, Bob Gilder, Wayne Grady, Brian Kamm, Steve Pate, Don Pooley, Mike Weir. 152- J.P. Hayes, J.L. Lewis. 153- Russ Cochran, Robin Freeman, Brad Sherfy, Dave Stockton, Jr. 154- Lan Gooch, Roger Gunn, Gabriel Hjertstedt. 155- Derek Gilchrist, Mike Small. 156- Jet Ozaki. 157- Bradley Hughes, Mark Wurtz. 158- Danny Carroll. W—76- Frank Nobilo, Tom Purtzer. 80- Bobby Gage.


# NISSAN OPEN



## TOURNAMENT HISTORY

Year	Winner	Score	Runner-up	Score	Location	Par/Yards
<b>LOS ANGELES OPEN</b>						
1926	Harry Cooper	279	George Von Elm	282	Los Angeles CC, Los Angeles, CA	71/6895 (North)
1927	Bobby Cruickshank	282	Ed Dudley	288	El Caballero CC, Los Angeles, CA	71/6830
			Charles Guest			
1928	Mac Smith	284	Harry Cooper	287	Wilshire CC, Los Angeles, CA	71/6442
1929	Mac Smith	285	Tommy Armour	291	Riviera CC, Pacific Palisades, CA	71/7029
1930	Densmore Shute	296	Bobby Cruickshank	300	Riviera CC, Pacific Palisades, CA	71/7029
			Horton Smith			
1931	Ed Dudley	285	Al Espinosa	287	Wilshire CC, Los Angeles, CA	71/6442
			Eddie Loos			
1932	Mac Smith	281	Leo Diegel	285	Hillcrest CC, Los Angeles, CA	71/6911
			Olin Dutra			
			Joe Kirkwood, Sr.			
			Dick Metz			
1933	Craig Wood	281	Leo Diegel	285	Wilshire CC, Los Angeles, CA	71/6442
			Willie Hunter			
1934	Mac Smith	280	Willie Hunter	288	Los Angeles CC, Los Angeles, CA	71/6895 (North)
			Bill Mehlhorn			
1935	*Vic Ghezzi	285	Johnny Revolta	285	Los Angeles CC, Los Angeles, CA	71/6895 (North)
1936	Jimmy Hines	280	Henry Picard	284	Los Angeles CC, Los Angeles, CA	71/6895 (North)
			Jimmy Thomson			
1937	Harry Cooper	274	Ralph Guldahl	279	Griffith Park, Los Angeles, CA	72/6802 (Wilson)
			Horton Smith			72/6488 (Harding)
1938	Jimmy Thomson	273	Johnny Revolta	277	Griffith Park, Los Angeles, CA	72/6802 (Wilson)
						72/6488 (Harding)
1939	Jimmy Demaret	274	Harold McSpaden	281	Griffith Park, Los Angeles, CA	72/6802 (Wilson)
						72/6488 (Harding)
1940	Lawson Little	282	Clayton Heafner	283	Los Angeles CC, Los Angeles, CA	71/6895 (North)
1941	Johnny Bulla	281	Craig Wood	283	Riviera CC, Pacific Palisades, CA	71/7029
1942	*Ben Hogan	282	Jimmy Thomson	282	Hillcrest CC, Los Angeles, CA	71/6911
1943	No Tournament					
1944	Harold McSpaden	278	Johnny Bulla	281	Wilshire CC, Los Angeles, CA	71/6442
1945	Sam Snead	283	Harold McSpaden	284	Riviera CC, Pacific Palisades, CA	71/7029
			Byron Nelson			
1946	Byron Nelson	284	Ben Hogan	289	Riviera CC, Pacific Palisades, CA	71/7029
1947	Ben Hogan	280	Toney Penna	283	Riviera CC, Pacific Palisades, CA	71/7029
1948	Ben Hogan	275	Lloyd Mangrum	279	Riviera CC, Pacific Palisades, CA	71/7029
1949	Lloyd Mangrum	284	E. J. Harrison	287	Riviera CC, Pacific Palisades, CA	71/7029
1950	*Sam Snead	280	Ben Hogan	280	Riviera CC, Pacific Palisades, CA	71/7029
1951	Lloyd Mangrum	280	Henry Ransom	281	Riviera CC, Pacific Palisades, CA	71/7029
1952	*Tommy Bolt	289	Jack Burke, Jr.	289	Riviera CC, Pacific Palisades, CA	71/7029
1953	Lloyd Mangrum	280	Jack Burke, Jr.	285	Riviera CC, Pacific Palisades, CA	71/7029
1954	Fred Wampler	281	Jerry Barber	282	Fox Hills CC, Culver City, CA	N/A
			Chick Harbert			
1955	Gene Littler	276	Ted Kroll	278	Inglewood CC, Inglewood, CA	N/A
1956	Lloyd Mangrum	272	Jerry Barber	275	Rancho Municipal GC, Los Angeles, CA	71/6827
1957	Doug Ford	280	Jay Hebert	281	Rancho Municipal GC, Los Angeles, CA	71/6827
1958	Frank Stranahan	275	E. J. Harrison	278	Rancho Municipal GC, Los Angeles, CA	71/6827
1959	Ken Venturi	278	Art Wall	280	Rancho Municipal GC, Los Angeles, CA	71/6827
1960	Dow Finsterwald	280	Bill Collins	283	Rancho Municipal GC, Los Angeles, CA	71/6827
			Jay Hebert			
			Dave Ragan			
1961	Bob Goalby	275	Eric Brown	278	Rancho Municipal GC, Los Angeles, CA	71/6827
			Art Wall			
1962	Phil Rodgers	268	Bob Goalby	277	Rancho Municipal GC, Los Angeles, CA	71/6827
			Fred Hawkins			

# NISSAN OPEN



## TOURNAMENT HISTORY

Year	Winner	Score	Runner-up	Score	Location	Par/Yards
1963	Arnold Palmer	274	Al Balding Gary Player	277	Rancho Municipal GC, Los Angeles, CA	71/6827
1964	Paul Harney	280	Bobby Nichols	281	Rancho Municipal GC, Los Angeles, CA	71/6827
1965	Paul Harney	276	Dan Sikes	279	Rancho Municipal GC, Los Angeles, CA	71/6827
1966	Arnold Palmer	273	Miller Barber Paul Harney	276	Rancho Municipal GC, Los Angeles, CA	71/6827
1967	Arnold Palmer	269	Gay Brewer	274	Rancho Municipal GC, Los Angeles, CA	71/6827
1968	Billy Casper	274	Arnold Palmer	277	Brookside GC, Pasadena, CA	71/7021
1969	*Charles Sifford	276	Harold Henning	276	Rancho Municipal GC, Los Angeles, CA	71/6827
1970	*Billy Casper	276	Hale Irwin	276	Rancho Municipal GC, Los Angeles, CA	71/6827
<b>GLEN CAMPBELL LOS ANGELES OPEN</b>						
1971	*Bob Lunn	274	Billy Casper	274	Rancho Municipal GC, Los Angeles, CA	71/6827
1972	*George Archer	270	Tommy Aaron Dave Hill	270	Rancho Municipal GC, Los Angeles, CA	71/6827
1973	Rod Funseth	276	Don Bies David Graham Dave Hill Tom Weiskopf	279	Riviera CC, Pacific Palisades, CA	71/7029
1974	Dave Stockton	276	John Mahaffey Sam Snead	278	Riviera CC, Pacific Palisades, CA	71/7029
1975	Pat Fitzsimons	275	Tom Kite	279	Riviera CC, Pacific Palisades, CA	71/7029
1976	Hale Irwin	272	Tom Watson	274	Riviera CC, Pacific Palisades, CA	71/7029
1977	Tom Purtzer	273	Lanny Wadkins	274	Riviera CC, Pacific Palisades, CA	71/7029
1978	Gil Morgan	278	Jack Nicklaus	280	Riviera CC, Pacific Palisades, CA	71/7029
1979	Lanny Wadkins	276	Lon Hinkle	277	Riviera CC, Pacific Palisades, CA	71/7029
1980	Tom Watson	276	Bob Gilder Don January	277	Riviera CC, Pacific Palisades, CA	71/7029
1981	Johnny Miller	270	Tom Weiskopf	272	Riviera CC, Pacific Palisades, CA	71/7029
1982	*Tom Watson	271	Johnny Miller	271	Riviera CC, Pacific Palisades, CA	71/7029
1983	Gil Morgan	270	Gibby Gilbert Mark McCumber Lanny Wadkins	272	Rancho Municipal GC, Los Angeles, CA	71/6827
<b>LOS ANGELES OPEN</b>						
1984	David Edwards	279	Jack Renner	282	Riviera CC, Pacific Palisades, CA	71/7029
1985	Lanny Wadkins	264	Hal Sutton	271	Riviera CC, Pacific Palisades, CA	71/7029
1986	Doug Tewell	270	Clarence Rose	277	Riviera CC, Pacific Palisades, CA	71/7029
<b>LOS ANGELES OPEN PRESENTED BY NISSAN</b>						
1987	*Tze-Chung Chen	275	Ben Crenshaw	275	Riviera CC, Pacific Palisades, CA	71/7029
1988	Chip Beck	267	Mac O'Grady Bill Sander	271	Riviera CC, Pacific Palisades, CA	71/7029
<b>NISSAN LOS ANGELES OPEN</b>						
1989	Mark Calcavecchia	272	Sandy Lyle	273	Riviera CC, Pacific Palisades, CA	71/7029
1990	Fred Couples	266	Gil Morgan	269	Riviera CC, Pacific Palisades, CA	71/7029
1991	Ted Schulz	272	Jeff Sluman	273	Riviera CC, Pacific Palisades, CA	71/7029
1992	*Fred Couples	269	Davis Love III	269	Riviera CC, Pacific Palisades, CA	71/7029
1993	~Tom Kite	206	Dave Barr Fred Couples Donnie Hammond Payne Stewart	209	Riviera CC, Pacific Palisades, CA	71/7029
1994	Corey Pavin	271	Fred Couples	273	Riviera CC, Pacific Palisades, CA	71/6946
<b>NISSAN OPEN</b>						
1995	Corey Pavin	268	Jay Don Blake Kenny Perry	271	Riviera CC, Pacific Palisades, CA	71/6946



## NISSAN OPEN



### TOURNAMENT HISTORY

Year	Winner	Score	Runner-up	Score	Location	Par/Yards
1996	Craig Stadler	278	Mark Brooks Fred Couples Scott Simpson Mark Wiebe	279	Riviera CC, Pacific Palisades, CA	71/6946
1997	Nick Faldo	272	Craig Stadler	275	Riviera CC, Pacific Palisades, CA	71/6946
1998	*Billy Mayfair	272	Tiger Woods	272	Valencia CC, Valencia, CA	71/6987

Tournament Record: 264—Lanny Wadkins, 1985  
 Current Course Record: 62—Larry Mize, 1985; Kenny Perry, 1995

KEY: \* = Playoff ~ = Weather-shortened

### NISSAN OPEN NOTES

The first Nissan Open was held at Riviera CC in 1929. The tournament is the oldest civic-sponsored event on the PGA TOUR. Riviera, which has been the venue for 34 Nissan Opens, returns this year after serving as host course for the 1998 U.S. Senior Open.

The Nissan Open gave **Jack Nicklaus** an exemption in 1962, when he picked up the first check of his professional career — \$33.33. In 1992, 16-year-old **Tiger Woods** shot a 72-75 to miss the cut in his first PGA TOUR start.

**Billy Mayfair's** playoff victory over **Tiger Woods** last year marked only the fourth time since 1972 that extra holes were needed to decide a Nissan Open.

# 1998 DORAL-RYDER OPEN



Doral Resort & Spa, Miami, FL  
Par: 36-36-72 Yards: 7,125

Purse: \$2,000,000  
March 5-8, 1998

**LEADERS: First Round**—Mike Brisky, Ronnie Black, Mark Calcavecchia, Bob Tway and Curtis Strange shared the lead at 4-under-par 68. **Second Round**—Tim Herron, Michael Bradley and John Cook were tied for the lead at 7-under-par 137. **Third Round**—Bradley, at 9-under-par 207, led Stewart Cink by two strokes. Billy Mayfair, Brisky and Tiger Woods were three back.



**CUT:** 75 players at 1-over-par 145 from a field of 144.

**PRO-AM:** \$10,000. Individual—Mark Calcavecchia, Brad Faxon, 68, \$900 each. Team—Tommy Tolles, Jeff Sluman, Stewart Cink, 54, \$833.34 each.

**WEATHER:** Pleasant and sunny Thursday and Friday, with light winds. Winds gusting to 30 mph Saturday. Partly cloudy and calm Sunday.

**Winner: Michael Bradley 71-66-70-71 278 \$360,000.00**

John Huston .....	T2	70-69-73-67	279	\$176,000.00	Hal Sutton .....	T36	69-74-74-72	289	\$9,420.00
Billy Mayfair .....	T2	72-70-68-69	279	\$176,000.00	Bobby Wadkins ...	T36	75-70-70-74	289	\$9,420.00
Mike Brisky .....	T4	68-71-71-71	281	\$82,666.67	Andy Bean .....	T41	70-74-71-75	290	\$7,400.00
Vijay Singh .....	T4	71-68-72-70	281	\$82,666.67	Michael Christie ..	T41	71-71-75-73	290	\$7,400.00
Stewart Cink .....	T4	70-68-71-72	281	\$82,666.66	Nolan Henke .....	T41	72-70-75-73	290	\$7,400.00
Scott Hoch .....	T7	72-66-74-70	282	\$64,500.00	Lee Porter .....	T41	69-71-76-74	290	\$7,400.00
Davis Love III .....	T7	73-72-70-67	282	\$64,500.00	Curtis Strange .....	T41	68-71-75-76	290	\$7,400.00
John Cook .....	T9	71-66-74-72	283	\$48,000.00	Clarence Rose .....	T46	73-71-73-74	291	\$5,348.58
Jim Furyk .....	T9	77-62-73-71	283	\$48,000.00	Jim Carter .....	T46	69-72-76-74	291	\$5,348.57
Tim Herron .....	T9	70-67-76-70	283	\$48,000.00	Chris DiMarco .....	T46	73-71-74-73	291	\$5,348.57
Len Mattiace .....	T9	73-67-72-71	283	\$48,000.00	Harrison Frazar ...	T46	71-72-73-75	291	\$5,348.57
Bob Tway .....	T9	68-71-72-72	283	\$48,000.00	Kenny Perry .....	T46	70-71-77-73	291	\$5,348.57
Tiger Woods .....	T9	70-69-71-73	283	\$48,000.00	Larry Rinker .....	T46	73-70-75-73	291	\$5,348.57
Paul Azinger .....	T15	73-71-69-72	285	\$31,000.00	Mike Weir .....	T46	71-69-77-74	291	\$5,348.57
Ray Floyd .....	T15	71-68-73-73	285	\$31,000.00	R.W. Eaks .....	T53	73-71-77-71	292	\$4,608.00
Dudley Hart .....	T15	71-70-73-71	285	\$31,000.00	Jeff Gallagher .....	T53	74-67-79-72	292	\$4,608.00
P.H. Horgan III .....	T15	71-70-70-74	285	\$31,000.00	Scott Gump .....	T53	73-72-72-75	292	\$4,608.00
Lee Rinker .....	T15	71-72-71-71	285	\$31,000.00	Chris Perry .....	T53	72-69-77-74	292	\$4,608.00
Ted Tryba .....	T15	71-70-73-71	285	\$31,000.00	Sonny Skinner .....	T53	71-72-73-76	292	\$4,608.00
Ronnie Black .....	T21	68-71-74-73	286	\$23,200.00	Nick Faldo .....	T58	72-70-74-77	293	\$4,420.00
Bernhard Langer ..	T21	70-70-73-73	286	\$23,200.00	Bob Gilder .....	T58	70-73-74-76	293	\$4,420.00
Olin Browne .....	T23	73-70-75-69	287	\$16,857.15	John Morse .....	T58	70-71-76-76	293	\$4,420.00
Fred Funk .....	T23	72-73-71-71	287	\$16,857.15	Jack Nicklaus .....	T58	70-74-72-77	293	\$4,420.00
David Duval .....	T23	70-72-73-72	287	\$16,857.14	Richard Coughlan	T62	74-68-77-75	294	\$4,260.00
Neal Lancaster .....	T23	70-71-76-70	287	\$16,857.14	Kelly Gibson .....	T62	76-67-78-73	294	\$4,260.00
Rocco Mediate .....	T23	71-67-73-76	287	\$16,857.14	Bruce Lietzke .....	T62	71-74-73-76	294	\$4,260.00
Joey Sindelar .....	T23	71-69-72-75	287	\$16,857.14	Grant Waite .....	T62	76-69-75-74	294	\$4,260.00
Tommy Tolles .....	T23	69-72-72-74	287	\$16,857.14	Kent Jones .....	66	72-70-78-75	295	\$4,160.00
Stuart Appleby .....	T30	70-74-72-72	288	\$12,150.00	Ed Fiori .....	T67	74-70-76-76	296	\$4,080.00
Mark Calcavecchia	T30	68-75-73-72	288	\$12,150.00	Wayne Grady .....	T67	73-71-77-75	296	\$4,080.00
Bob Friend .....	T30	72-71-71-74	288	\$12,150.00	David Sutherland	T67	76-66-78-76	296	\$4,080.00
Doug Martin .....	T30	69-71-77-71	288	\$12,150.00	Sandy Lyle .....	70	71-74-74-78	297	\$4,000.00
Blaine McCallister	T30	74-70-72-72	288	\$12,150.00	Guy Hill .....	T71	74-71-76-77	298	\$3,920.00
Jesper Parnevik ..	T30	75-69-70-74	288	\$12,150.00	Chris Smith .....	T71	74-70-74-80	298	\$3,920.00
Jay Haas .....	T36	72-68-73-76	289	\$9,420.00	Steve Stricker .....	T71	77-68-75-78	298	\$3,920.00
Nick Price .....	T36	71-70-77-71	289	\$9,420.00	Mike San Filippo ..	74	71-72-76-80	299	\$3,840.00
Jeff Sluman .....	T36	76-68-73-72	289	\$9,420.00	Frank Lickliter .....	75	76-69-79-79	303	\$3,800.00

The following players did not finish (C=cut, W=withdrew, D=disqualified)

**C—146**- Stephen Ames, Billy Andrade, Billy Ray Brown, Lennie Clements, Steve Elkington, Brad Faxon, Bruce Fleisher, Robert Gamez, Bruce Zabriski. **147**- John Adams, Craig Barlow, Mark Carnevale, Joe Daley, Clark Dennis, Pete Jordan, Skip Kendall, Jeff Maggert, Greg Norman, Tom Pernice, Jr. **148**- Jay Don Blake, Jim McGovern, Spike McRoy, Colin Montgomerie, Gary Nicklaus, Tom Purtzer, Mike Standly, Iain Steel, Scott Verplank, D.A. Weibring. **149**- Ben Bates, Phil Blackmar, Steve Flesch, Jim Gallagher, Jr., Donnie Hammond, John Riegger, Vance Veazey, Dan Wilkins. **150**- Fulton Allem, Barry Cheesman, Wayne Levi, Mike Malizia, Larry Nelson, Hugh Royer III, Jim Thorpe. **151**- Niclas Fasth, Robert Floyd, Glen Hnatiuk, J.L. Lewis, Dave Rummells, Esteban Toledo. **152**- Guy Boros, Keith Clearwater, Brian Henninger, Gabriel Hjertstedt, Justin Leonard. **153**- Ben Crenshaw, Glen Day, Frank Dobbs, Mike Hulbert, Steve Jurgensen, Jerry Kelly, Hiroshi Matsuo. **155**- Franklin Langham. **156**- Troy Logan. **157**- Chip Beck, Tom Kite. **164**- Dennis Tymosko. **W—81**- Doug Barron. **D—79**- Robert Damron.

# DORAL-RYDER OPEN



## TOURNAMENT HISTORY

Year	Winner	Score	Runner-up	Score	Location	Par/Yards
<b>DORAL CC OPEN INVITATIONAL</b>						
1962	Billy Casper	283	Paul Bondeson	284	Doral CC (Blue), Miami, FL	72/6939
1963	Dan Sikes	283	Sam Snead	284	Doral CC (Blue), Miami, FL	72/6939
1964	Billy Casper	277	Jack Nicklaus	278	Doral CC (Blue), Miami, FL	72/6939
1965	Doug Sanders	274	Bruce Devlin	275	Doral CC (Blue), Miami, FL	72/6939
1966	Phil Rodgers	278	Jay Dolan	279	Doral CC (Blue), Miami, FL	72/6939
1967	Doug Sanders	275	Kermit Zarley Harold Henning	276	Doral CC (Blue), Miami, FL	72/6939
1968	Gardner Dickinson	275	Art Wall			
1968	Gardner Dickinson	275	Tom Weiskopf	276	Doral CC (Blue), Miami, FL	72/6939
1969	Tom Shaw	276	Tommy Aaron	277	Doral CC (Blue), Miami, FL	72/6939
<b>DORAL-EASTERN OPEN INVITATIONAL</b>						
1970	Mike Hill	279	Jim Colbert	283	Doral CC (Blue), Miami, FL	72/6939
1971	J.C. Snead	275	Gardner Dickinson	276	Doral CC (Blue), Miami, FL	72/6939
1972	Jack Nicklaus	276	Bob Rosburg	278	Doral CC (Blue), Miami, FL	72/6939
1973	Lee Trevino	276	Lee Trevino			
1973	Lee Trevino	276	Bruce Crampton	277	Doral CC (Blue), Miami, FL	72/6939
1974	Brian Allin	272	Tom Weiskopf			
1974	Brian Allin	272	Jerry Heard	273	Doral CC (Blue), Miami, FL	72/6939
1975	Jack Nicklaus	276	Forrest Fezler	279	Doral CC (Blue), Miami, FL	72/6939
1976	Hubert Green	270	Bert Yancey			
1976	Hubert Green	270	Mark Hayes	276	Doral CC (Blue), Miami, FL	72/6939
1977	Andy Bean	277	Jack Nicklaus			
1977	Andy Bean	277	David Graham	278	Doral CC (Blue), Miami, FL	72/6939
1978	Tom Weiskopf	272	Jack Nicklaus	273	Doral CC (Blue), Miami, FL	72/6939
1979	Mark McCumber	279	Bill Rogers	280	Doral CC (Blue), Miami, FL	72/6939
1980	*Raymond Floyd	279	Jack Nicklaus	279	Doral CC (Blue), Miami, FL	72/6939
1981	Raymond Floyd	273	Keith Fergus	274	Doral CC (Blue), Miami, FL	72/6939
1982	Andy Bean	278	David Graham			
1982	Andy Bean	278	Scott Hoch	279	Doral CC (Blue), Miami, FL	72/6939
1983	Gary Koch	271	Mike Nicolette			
1983	Gary Koch	271	Jerry Pate			
1984	Tom Kite	272	Ed Fiori	276	Doral CC (Blue), Miami, FL	72/6939
1985	Mark McCumber	284	Jack Nicklaus	274	Doral CC (Blue), Miami, FL	72/6939
1986	*Andy Bean	276	Tom Kite	285	Doral CC (Blue), Miami, FL	72/6939
1986	*Andy Bean	276	Hubert Green	276	Doral CC (Blue), Miami, FL	72/6939
<b>DORAL-RYDER OPEN</b>						
1987	Lanny Wadkins	277	Seve Ballesteros	280	Doral CC (Blue), Miami, FL	72/6939
1988	Ben Crenshaw	274	Tom Kite			
1988	Ben Crenshaw	274	Don Pooley			
1988	Ben Crenshaw	274	Chip Beck	275	Doral CC (Blue), Miami, FL	72/6939
1989	Bill Glasston	275	Mark McCumber			
1989	Bill Glasston	275	Fred Couples	276	Doral CC (Blue), Miami, FL	72/6939
1990	*Greg Norman	273	Paul Azinger	273	Doral CC (Blue), Miami, FL	72/6939
1991	*Rocco Mediate (Monday playoff)	276	Mark Calcavecchia			
1991	*Rocco Mediate (Monday playoff)	276	Tim Simpson			
1992	Raymond Floyd	271	Curtis Strange	276	Doral CC (Blue), Miami, FL	72/6939
1993	Greg Norman	265	Keith Clearwater	273	Doral CC (Blue), Miami, FL	72/6939
1994	John Huston	274	Fred Couples			
1994	John Huston	274	Paul Azinger	269	Doral CC (Blue), Miami, FL	72/6939
1995	Nick Faldo	273	Mark McCumber			
1995	Nick Faldo	273	Billy Andrade	277	Doral CC (Blue), Miami, FL	72/6939
1995	Nick Faldo	273	Brad Bryant			
1995	Nick Faldo	273	Peter Jacobsen	274	Doral CC (Blue), Miami, FL	72/6939
1995	Nick Faldo	273	Greg Norman			

## DORAL-RYDER OPEN



### TOURNAMENT HISTORY

Year	Winner	Score	Runner-up	Score	Location	Par/Yards
1996	Greg Norman	269	Michael Bradley Vijay Singh	271	Doral CC (Blue), Miami, FL	72/6939
1997	Steve Elkington	275	Nick Price Larry Nelson	277	Doral CC (Blue), Miami, FL	72/6939
1998	Michael Bradley	278	John Huston Billy Mayfair	279	Doral CC (Blue), Miami, FL	72/7125

Tournament Record: 265—Greg Norman, 1993  
Course Record: 62—Greg Norman, 1990 and 1993; Jim Furyk, 1998

KEY: \* = Playoff

### DORAL-RYDER OPEN NOTES

**Michael Bradley's** 10-under-par 278 in 1998 was the highest winning total at Doral's Blue Monster since **Mark McCumber's** 284 in 1985.

Only **Raymond Floyd** has captured consecutive Doral-Ryder Open titles. Floyd won in 1980 and 1981.

The record for the largest come-from-behind victory in Doral-Ryder Open history is held by **Greg Norman**, who entered the final round in 1990 trailing **Paul Azinger** and **Fred Couples** by seven strokes. Norman erased the deficit with a course-record 62 and went on to defeat Azinger, **Mark Calcavecchia** and **Tim Simpson** in a playoff.

Six players have made the Doral-Ryder Open their first PGA TOUR victory: **Dan Sikes** (1962), **Tom Shaw** (1969), **Mike Hill** (1970), **Andy Bean** (1977), **Mark McCumber** (1979) and **Rocco Mediate** (1991).

# 1998 HONDA CLASSIC



Tournament Players Club at Heron Bay  
Coral Springs, FL  
Par: 36-36-72 Yards: 7,268

Purse: \$1,800,000  
March 12-15, 1998

**LEADERS: First Round**—Jeff Maggert shot a 5-under-par 67 to lead John Daly and Stewart Cink by one stroke. **Second Round**—Maggert, after a 68, was at 9-under-par 135, one stroke ahead of Lee Janzen. **Third Round**—Mark Calcavecchia, at 11-under-par 205, led Vijay Singh by one stroke.



**CUT:** 71 players at even-par 144 from a field of 144.

**PRO-AM:** Team—Paul Stankowski, 50, \$1,000. Individual—Chris Perry, 67, \$1,000.

**WEATHER:** Cool with a strong north wind Thursday. Warmer Friday, with some wind in the morning and none after noon. Sunny early Saturday, with some afternoon rain. Overcast with light rain Sunday.

**Winner: Mark Calcavecchia 70-67-68-65 270 \$324,000.00**

Vijay Singh .....	2	70-68-68-67	273	\$194,400.00	Bobby Wadkins ...	T30	75-69-68-70	282	\$10,240.00
Colin Montgomerie	3	69-69-71-66	275	\$122,400.00	Tom Watson .....	T30	70-73-67-72	282	\$10,240.00
Stuart Appleby ....	T4	70-67-72-67	276	\$74,400.00	Ben Bates .....	T39	73-70-72-68	283	\$6,840.00
John Daly .....	T4	68-76-68-64	276	\$74,400.00	Olin Browne .....	T39	72-72-67-72	283	\$6,840.00
Jeff Maggert .....	T4	67-68-76-65	276	\$74,400.00	Donnie Hammond	T39	70-70-74-69	283	\$6,840.00
Bob Estes .....	T7	70-69-70-69	278	\$52,380.00	Len Mattiace .....	T39	70-72-73-68	283	\$6,840.00
Bob Friend .....	T7	70-70-70-68	278	\$52,380.00	Jim McGovern .....	T39	74-69-72-68	283	\$6,840.00
Brent Geiberger ....	T7	70-68-71-69	278	\$52,380.00	Rocco Mediate ....	T39	73-69-69-72	283	\$6,840.00
Craig Stadler .....	T7	73-66-71-68	278	\$52,380.00	David Ogryn .....	T39	75-69-68-71	283	\$6,840.00
Kevin Sutherland ..	T7	70-68-70-70	278	\$52,380.00	Mike Springer .....	T39	73-69-73-68	283	\$6,840.00
Stewart Cink .....	T12	68-70-74-67	279	\$37,800.00	Tim Herron .....	T47	73-71-69-71	284	\$4,759.20
R.W. Eaks .....	T12	73-68-70-68	279	\$37,800.00	Clarence Rose .....	T47	73-71-71-69	284	\$4,759.20
Jim Furyk .....	T12	72-70-69-68	279	\$37,800.00	Joey Sindelar .....	T47	71-71-75-67	284	\$4,759.20
Barry Cheesman ..	T15	70-68-74-68	280	\$27,000.00	Ted Tryba .....	T47	75-68-69-72	284	\$4,759.20
Steve Flesch .....	T15	72-71-70-67	280	\$27,000.00	Fuzzy Zoeller .....	T47	71-69-73-71	284	\$4,759.20
Brian Henninger ..	T15	73-69-69-69	280	\$27,000.00	Joe Durant .....	T52	75-69-71-70	285	\$4,197.60
Lee Janzen .....	T15	70-66-73-71	280	\$27,000.00	Jim Gallagher, Jr.	T52	71-73-74-67	285	\$4,197.60
Larry Mize .....	T15	74-69-71-66	280	\$27,000.00	Gene Sauers .....	T52	76-66-71-72	285	\$4,197.60
Steve Pate .....	T15	69-70-70-71	280	\$27,000.00	Paul Stankowski ..	T52	74-70-72-69	285	\$4,197.60
Grant Waite .....	T15	71-70-71-68	280	\$27,000.00	Payne Stewart .....	T52	76-66-71-72	285	\$4,197.60
Russ Cochran .....	T22	76-67-71-67	281	\$15,795.00	Stephen Ames .....	T57	72-71-73-70	286	\$3,996.00
Chris DiMarco .....	T22	72-69-71-69	281	\$15,795.00	Ryan Howison .....	T57	70-71-71-74	286	\$3,996.00
Jerry Kelly .....	T22	70-68-71-72	281	\$15,795.00	Pete Jordan .....	T57	74-70-71-71	286	\$3,996.00
Bernhard Langer ..	T22	70-69-70-72	281	\$15,795.00	Spike McRoy .....	T57	75-67-73-71	286	\$3,996.00
Andrew Magee ....	T22	73-70-72-66	281	\$15,795.00	Dave Rummells ...	T57	74-67-76-69	286	\$3,996.00
Mark O'Meara .....	T22	75-66-69-71	281	\$15,795.00	Phil Blackmar .....	T62	71-71-68-77	287	\$3,816.00
David Sutherland ..	T22	71-72-71-67	281	\$15,795.00	Nolan Henke .....	T62	71-72-73-71	287	\$3,816.00
Tommy Tolles .....	T22	70-73-65-73	281	\$15,795.00	Steve Jurgensen ..	T62	73-71-75-68	287	\$3,816.00
Harrison Frazar ...	T30	71-71-70-70	282	\$10,240.00	John Morse .....	T62	74-70-72-71	287	\$3,816.00
Paul Goydos .....	T30	75-68-71-68	282	\$10,240.00	Keith Nolan .....	T62	72-72-73-70	287	\$3,816.00
Dudley Hart .....	T30	73-71-69-69	282	\$10,240.00	Brian Kamm .....	67	71-72-75-70	288	\$3,708.00
John Huston .....	T30	73-71-68-70	282	\$10,240.00	Guy Hill .....	68	71-73-73-72	289	\$3,672.00
Doug Martin .....	T30	73-69-73-67	282	\$10,240.00	Jeff Gallagher .....	T69	73-71-71-75	290	\$3,600.00
Chris Perry .....	T30	72-70-71-69	282	\$10,240.00	Kent Jones .....	T69	73-68-76-73	290	\$3,600.00
Esteban Toledo ...	T30	75-68-68-71	282	\$10,240.00	Hugh Royer III ...	T69	74-69-74-73	290	\$3,600.00

The following players did not finish (C=cut, W=withdrew, D=disqualified)

C—145- Fulton Allem, Craig Barlow, Robert Damron, Bruce Fleisher, Gene George, Kelly Gibson, Scott Gump, Yoshinori Mizumaki, Pete Morgan, Kenny Perry, Sonny Skinner, Jeff Sluman, Hal Sutton, Howard Twitty, Mike Weir. 146- Ronnie Black, David Frost, Gabriel Hjertstedt, Peter Jacobsen, Steve Lowery, Sandy Lyle, Blaine McCallister, Tom Pernice, Jr., Lee Rinker. 147- Billy Andrade, Andy Bean, Tom Byrum, Mark Carnevale, Jim Carter, Steve Elkington, Fred Funk, Skip Kendall, Bruce Lietzke, Larry Rinker, Vance Veazey, Willie Wood. 148- Guy Boros, Tom Carter, Joe Daley, Clark Dennis, Robert Gamez, Wayne Grady, Mike Standly, Iain Steel. 149- Chip Beck, Ernie Els, J.L. Lewis, Craig Parry, Chris Smith, Kevin Wentworth. 150- Mike Brisky, Mark Brooks, Trevor Dodds, Dick Mast, Jesper Parnevik, Lee Porter, John Riegger, Omar Uresti. 151- Bob Gilder, Mike Hulbert. 152- Glen Hnatiuk, P.H. Horgan III, Franklin Langham. 153- Mark McCumber. 154- Dicky Pride, Bruce Zabriski. 155- Joe Allinder, David Edwards. 156- Chris Campbell. 158- Mike Donald. 160- Richard Coughlan. W—73- Neal Lancaster. 80- Michael Christie.



# HONDA CLASSIC



## TOURNAMENT HISTORY

Year	Winner	Score	Runner-up	Score	Location	Par/Yards
<b>JACKIE GLEASON'S INVERRARY CLASSIC</b>						
1972	Tom Weiskopf	278	Jack Nicklaus	279	Inverrary G&CC (East), Lauderhill, FL	72/7128
<b>JACKIE GLEASON'S INVERRARY NATIONAL AIRLINES CLASSIC</b>						
1973	Lee Trevino	279	Forrest Fezler	280	Inverrary G&CC (East), Lauderhill, FL	72/7128
<b>JACKIE GLEASON'S INVERRARY CLASSIC</b>						
1974	Leonard Thompson	278	Hale Irwin	279	Inverrary G&CC (East), Lauderhill, FL	72/7128
1975	Bob Murphy	273	Eddie Pearce	274	Inverrary G&CC (East), Lauderhill, FL	72/7128
1976	No Tournament (Inverrary served as site for Tournament Players Championship)					
1977	Jack Nicklaus	275	Gary Player	280	Inverrary G&CC (East), Lauderhill, FL	72/7128
1978	Jack Nicklaus	276	Grier Jones	277	Inverrary G&CC (East), Lauderhill, FL	72/7128
1979	Larry Nelson	274	Grier Jones	277	Inverrary G&CC (East), Lauderhill, FL	72/7128
1980	Johnny Miller	274	Charles Coody Bruce Lietzke	276	Inverrary G&CC (East), Lauderhill, FL	72/7128
<b>AMERICAN MOTORS INVERRARY CLASSIC</b>						
1981	Tom Kite	274	Jack Nicklaus	275	Inverrary G&CC (East), Lauderhill, FL	72/7128
<b>HONDA INVERRARY CLASSIC</b>						
1982	Hale Irwin	269	Tom Kite George Burns	270	Inverrary G&CC (East), Lauderhill, FL	72/7128
1983	Johnny Miller	278	Jack Nicklaus	280	Inverrary G&CC (East), Lauderhill, FL	72/7128
<b>HONDA CLASSIC</b>						
1984	*Bruce Lietzke	280	Andy Bean	280	TPC at Eagle Trace, Coral Springs, FL	72/7030
1985	*Curtis Strange	275	Peter Jacobsen	275	TPC at Eagle Trace, Coral Springs, FL	72/7030
1986	Kenny Knox	287	Andy Bean John Mahaffey Jodie Mudd Clarence Rose	288	TPC at Eagle Trace, Coral Springs, FL	72/7030
1987	Mark Calcavecchia	279	Bernhard Langer Payne Stewart	282	TPC at Eagle Trace, Coral Springs, FL	72/7030
1988	Joey Sindelar	276	Ed Fiori Sandy Lyle Payne Stewart	278	TPC at Eagle Trace, Coral Springs, FL	72/7030
1989	Blaine McCallister	266	Payne Stewart	270	TPC at Eagle Trace, Coral Springs, FL	72/7030
1990	John Huston	282	Mark Calcavecchia	284	TPC at Eagle Trace, Coral Springs, FL	72/7030
1991	Steve Pate	279	Paul Azinger Dan Halldorson	282	TPC at Eagle Trace, Coral Springs, FL	72/7030
1992	*Corey Pavin	273	Fred Couples	273	Weston Hills G&CC, Ft. Lauderdale, FL	72/7069
1993	~*Fred Couples	207	Robert Gamez	207	Weston Hills G&CC, Ft. Lauderdale, FL	72/7069
1994	Nick Price	276	Craig Parry	277	Weston Hills G&CC, Ft. Lauderdale, FL	71/6964
1995	Mark O'Meara	275	Nick Faldo	276	Weston Hills G&CC, Ft. Lauderdale, FL	71/6964
1996	Tim Herron	271	Mark McCumber	275	TPC at Eagle Trace, Coral Springs, FL	72/7037
1997	Stuart Appleby	274	Michael Bradley Payne Stewart	275	TPC at Heron Bay, Coral Springs, FL	72/7268
1998	Mark Calcavecchia	270	Vijay Singh	273	TPC at Heron Bay, Coral Springs, FL	72/7268

Tournament Record: 266—Blaine McCallister, 1989 (TPC at Eagle Trace)  
 Current Course Record: 64—Craig Parry, 1997; Tommy Armour III, 1997; John Daly, 1998

KEY: \* = Playoff ~ = Weather-shortened

# 1998 BAY HILL INVITATIONAL

Bay Hill Club and Lodge, Orlando, FL    Purse: \$2,000,000  
Par: 36-36-72    Yards: 7,207    March 19-22, 1998



**LEADERS: First Round**—Tiger Woods opened with an 8-under-par 64. Robert Damron trailed by one stroke, with Steve Stricker and Ernie Els two back. **Second Round**—Davis Love III and Woods shared the lead at 10-under-par 134. Els was two back. Six players trailed by five strokes. **Third Round**—Els, at 15-under-par 201, led Woods, Stricker and Estes by six strokes.

**CUT:** 77 players at 2-over-par 146. Due to the postponement of the first and second rounds, the final 36 holes were scheduled for Sunday and, in order to complete the tournament, the field was reduced to the number of professionals closest to 60, which was 56 players at even-par 144.

**PRO-AM:** \$10,000. Individual—Michael Bradley, 68, \$1,000. Team—Fred Funk, 54, \$1,000.



**WEATHER:** Heavy overnight rains caused a 30-minute delay in Thursday's start. At 9:50 a.m., play was suspended due to lightning. Play resumed at 1:30 p.m. and was suspended for the day at 3:35 p.m. The first round resumed at 8:30 a.m. Friday, and the second round started at 1:00 p.m. Both rounds were suspended at 1:15 due to lightning and resumed at 4:45. The second round was suspended due to darkness at 6:45 p.m. and resumed at 7:30 a.m. Saturday under cloudy skies and 15-20 mph winds. Partly cloudy and cool Sunday, with 10-15 mph winds.

**Winner: Ernie Els    67-69-65-73    274    \$360,000.00**

Bob Estes .....	T2	69-71-67-71	278	\$176,000.00	Stewart Cink .....	T36	72-68-74-75	289	\$9,216.66
Jeff Maggert .....	T2	70-71-69-68	278	\$176,000.00	Brad Faxon .....	T36	70-72-71-76	289	\$9,216.66
Mark Calcavecchia	T4	70-69-69-71	279	\$88,000.00	Jay Haas .....	T42	68-74-75-73	290	\$7,400.00
Bernhard Langer ..	T4	68-73-69-69	279	\$88,000.00	Justin Leonard ....	T42	73-70-76-71	290	\$7,400.00
Craig Parry .....	T6	70-71-70-69	280	\$69,500.00	Brett Quigley .....	T42	70-74-71-75	290	\$7,400.00
Steve Stricker .....	T6	67-72-68-73	280	\$69,500.00	Jay Delsing .....	T45	69-71-75-76	291	\$6,020.00
Jim Furyk .....	T8	70-72-69-70	281	\$60,000.00	Rick Fehr .....	T45	68-72-75-76	291	\$6,020.00
Colin Montgomerie	T8	71-68-73-69	281	\$60,000.00	Kirk Triplett .....	T45	70-74-74-73	291	\$6,020.00
Stephen Ames .....	T10	69-74-73-67	283	\$50,000.00	Scott Verplank ....	T45	71-73-72-75	291	\$6,020.00
Andrew Magee .....	T10	69-74-70-70	283	\$50,000.00	Scott McCarron ....	49	70-73-75-74	292	\$5,200.00
Craig Stadler .....	T10	70-73-70-70	283	\$50,000.00	Padraig Harrington	T50	71-73-76-75	295	\$4,980.00
Greg Kraft .....	T13	71-70-70-73	284	\$37,500.00	Rocco Mediate ....	T50	69-75-73-78	295	\$4,980.00
Grant Waite .....	T13	71-70-74-69	284	\$37,500.00	Robert Gamez .....	52	74-69-78-76	297	\$4,800.00
Lee Westwood .....	T13	70-69-69-76	284	\$37,500.00	John Daly .....	53	68-75-70-85	298	\$4,720.00
Tiger Woods .....	T13	64-70-73-77	284	\$37,500.00	Mike Brisky .....	54	74-69-79-78	300	\$4,640.00
Jay Don Blake .....	T17	69-75-71-70	285	\$28,000.00	Frank Lickliter .....	55	72-72-78-83	305	\$4,600.00
Russ Cochran .....	T17	70-74-67-74	285	\$28,000.00	Woody Austin .....	T56	72-73	145	\$4,400.00
Davis Love III .....	T17	68-66-75-76	285	\$28,000.00	Brent Geiberger ....	T56	74-71	145	\$4,400.00
Doug Martin .....	T17	71-73-70-71	285	\$28,000.00	Tim Herron .....	T56	71-74	145	\$4,400.00
David Toms .....	T17	70-72-69-74	285	\$28,000.00	Jerry Kelly .....	T56	73-72	145	\$4,400.00
Tom Lehman .....	T22	70-71-71-74	286	\$20,000.00	Sandy Lyle .....	T56	74-71	145	\$4,400.00
Steve Lowery .....	T22	69-74-70-73	286	\$20,000.00	Billy Mayfair .....	T56	70-75	145	\$4,400.00
Vijay Singh .....	T22	68-72-71-75	286	\$20,000.00	David Ogriin .....	T56	71-74	145	\$4,400.00
Kevin Sutherland	T22	69-72-72-73	286	\$20,000.00	Tom Purtzer .....	T56	72-73	145	\$4,400.00
Tom Kite .....	T26	75-69-70-73	287	\$15,400.00	Jeff Sluman .....	T56	73-72	145	\$4,400.00
Steve Pate .....	T26	69-75-71-72	287	\$15,400.00	Paul Azinger .....	T65	72-74	145	\$4,000.00
Lee Rinker .....	T26	73-70-69-75	287	\$15,400.00	Nick Faldo .....	T65	73-73	145	\$4,000.00
Olin Browne .....	T29	71-73-71-73	288	\$12,442.86	Mike Hulbert .....	T65	73-73	145	\$4,000.00
Fred Couples .....	T29	70-74-71-73	288	\$12,442.86	Lee Janzen .....	T65	75-71	145	\$4,000.00
Dan Forsman .....	T29	71-73-73-71	288	\$12,442.86	Gary Koch .....	T65	70-76	145	\$4,000.00
Tom Watson .....	T29	71-72-70-75	288	\$12,442.86	Matt Kuchar .....	T65	73-73	145	Amateur
Fuzzy Zoeller .....	T29	73-71-70-74	288	\$12,442.86	Franklin Langham	T65	71-75	145	\$4,000.00
Robert Damron .....	T29	65-74-74-75	288	\$12,442.85	Len Mattiace .....	T65	69-77	145	\$4,000.00
Scott Hoch .....	T29	72-67-73-76	288	\$12,442.85	Phil Mickelson ....	T65	71-75	145	\$4,000.00
Paul Goydos .....	T36	69-74-74-72	289	\$9,216.67	Keith Nolan .....	T65	71-75	145	\$4,000.00
Skip Kendall .....	T36	72-70-72-75	289	\$9,216.67	Payne Stewart .....	T65	71-75	145	\$4,000.00
Mike Reid .....	T36	72-71-71-75	289	\$9,216.67	Hal Sutton .....	T65	75-71	145	\$4,000.00
Joey Sindelar .....	T36	74-69-69-77	289	\$9,216.67	Michael Bradley .....		69-75-76-WD		

The following players did not finish (C=cut, W=withdrew, D=disqualified)

C—147- Fred Funk, John Huston, Frank Nobilo, Mark O'Meara, Curtis Strange, Duffy Waldorf. 148- Billy Andrade, Billy Ray Brown, Glen Day, Bob Friend, David Frost, Steve Jones, Chris Perry, Nick Price, Scott Simpson, Paul Stankowski. 149- Fulton Allem, Stuart Appleby, Mark Brooks, Ben Crenshaw, Larry Mize, Ian Woosnam. 150- Trevor Dodds, Brad Fabel, Retief Goosen, Gene Sauers. 151- Tom Byrum, Brandel Chamblee, Chris DiMarco, Dicky Pride. 152- Tommy Armour III, R.W. Eaks. 153- Joe Ozaki, Corey Pavin. 154- Andy Bean, Dudley Hart. 155- Jeff Gallagher. 156- Tom Garner, Arnold Palmer. 160- Wayne Grady. W—74- D.A. Weibring. 75- Larry Rinker, Loren Roberts.

# BAY HILL INVITATIONAL PRESENTED BY COOPER TIRES



## TOURNAMENT HISTORY

Year	Winner	Score	Runner-up	Score	Location	Par/Yards
<b>FLORIDA CITRUS OPEN INVITATIONAL</b>						
1966	Lionel Hebert	279	Charles Coody Dick Lytle Jack Nicklaus	281	Rio Pinar CC, Orlando, FL	72/7012
1967	Julius Boros	274	George Knudson Arnold Palmer	275	Rio Pinar CC, Orlando, FL	72/7012
1968	Dan Sikes	274	Tom Weiskopf	275	Rio Pinar CC, Orlando, FL	72/7012
1969	Ken Still	278	Miller Barber	279	Rio Pinar CC, Orlando, FL	72/7012
1970	Bob Lunn	271	Rives McBee	282	Rio Pinar CC, Orlando, FL	72/7012
1971	Arnold Palmer	270	Julius Boros	271	Rio Pinar CC, Orlando, FL	72/7012
1972	Jerry Heard	276	Bobby Mitchell	278	Rio Pinar CC, Orlando, FL	72/7012
1973	Brian Allin	265	Charles Coody	273	Rio Pinar CC, Orlando, FL	72/7012
1974	Jerry Heard	273	Homero Blancas Jim Jamieson	276	Rio Pinar CC, Orlando, FL	72/7012
1975	Lee Trevino	276	Hale Irwin	277	Rio Pinar CC, Orlando, FL	72/7012
1976	*Hale Irwin	270	Kermit Zarley	270	Rio Pinar CC, Orlando, FL	72/7012
1977	Gary Koch	274	Dale Hayes Joe Inman	276	Rio Pinar CC, Orlando, FL	72/7012
1978	Mac McLendon	271	David Graham	273	Rio Pinar CC, Orlando, FL	72/7012
<b>BAY HILL CITRUS CLASSIC</b>						
1979	*Bob Byman	278	John Schroeder	278	Bay Hill Club, Orlando, FL	71/7103
<b>BAY HILL CLASSIC</b>						
1980	Dave Eichelberger	279	Leonard Thompson	282	Bay Hill Club, Orlando, FL	71/7103
1981	Andy Bean	266	Tom Watson	273	Bay Hill Club, Orlando, FL	71/7103
1982	*Tom Kite	278	Jack Nicklaus Denis Watson	278	Bay Hill Club, Orlando, FL	71/7103
1983	*Mike Nicolette	283	Greg Norman	283	Bay Hill Club, Orlando, FL	71/7103
1984	*Gary Koch	272	George Burns	272	Bay Hill Club, Orlando, FL	71/7103
<b>HERTZ BAY HILL CLASSIC</b>						
1985	Fuzzy Zoeller	275	Tom Watson	277	Bay Hill Club, Orlando, FL	71/7103
1986	-Dan Forsman	202	Ray Floyd Mike Hulbert	203	Bay Hill Club, Orlando, FL	71/7103
1987	Payne Stewart	264	David Frost	267	Bay Hill Club, Orlando, FL	71/7103
1988	Paul Azinger	271	Tom Kite	276	Bay Hill Club, Orlando, FL	71/7103
<b>THE NESTLE INVITATIONAL</b>						
1989	*Tom Kite	278	Davis Love III	278	Bay Hill Club, Orlando, FL	71/7103
1990	Robert Gamez	274	Greg Norman	275	Bay Hill Club, Orlando, FL	72/7114
1991	-Andrew Magee	203	Tom Sieckmann	205	Bay Hill Club, Orlando, FL	72/7114
1992	Fred Couples	269	Gene Sauers	278	Bay Hill Club, Orlando, FL	72/7114
1993	Ben Crenshaw	280	Davis Love III Rocco Mediate	282	Bay Hill Club, Orlando, FL	72/7114
1994	Loren Roberts	275	Vijay Singh Nick Price Vijay Singh	276	Bay Hill Club, Orlando, FL	72/7114
1995	Loren Roberts	272	Fuzzy Zoeller Brad Faxon	274	Bay Hill Club, Orlando, FL	72/7114
<b>BAY HILL INVITATIONAL</b>						
1996	Paul Goydos	275	Jeff Maggert	276	Bay Hill Club, Orlando, FL	72/7196
1997	Phil Mickelson	272	Stuart Appleby	275	Bay Hill Club, Orlando, FL	72/7207
1998	Ernie Els	274	Bob Estes Jeff Maggert	278	Bay Hill Club, Orlando, FL	72/7207

Tournament Record: 264—Payne Stewart, 1987  
Current Course Record: 62—Andy Bean, 1981; Greg Norman, 1984

KEY: \* = Playoff ~ = Weather-shortened

# 1998 PLAYERS CHAMPIONSHIP



Tournament Players Club at Sawgrass, Ponte Vedra Beach, FL  
Par: 36-36-72 Yards: 6,950

Purse: \$4,000,000  
March 26-29, 1998

**LEADERS: First Round**—Glen Day shot a 6-under-par 66 to lead Fred Couples and Rocco Mediate by one stroke. **Second Round**—Lee Janzen and Joe Ozaki, at 7-under-par 137, led Tom Kite by one stroke. **Third Round**—Janzen, after a 69, was at 10-under-par 206, three strokes ahead of Day.



**CUT:** 72 players at 2-over-par 146 from a field of 144.

**WEATHER:** Mostly sunny and breezy Thursday, with a brief morning shower. Sunny and warm the rest of the week.

**Winner: Justin Leonard 72-69-70-67 278 \$720,000.00**

Glen Day .....	T2	66-73-70-71	280	\$352,000.00	Brad Faxon .....	T35	71-73-72-74	290	\$18,885.71
Tom Lehman .....	T2	72-70-70-68	280	\$352,000.00	Scott McCarron .....	T35	72-72-71-75	290	\$18,885.71
Mark Calcavecchia ..	4	69-75-68-69	281	\$192,000.00	Kirk Triplett .....	T35	71-71-73-75	290	\$18,885.71
Scott Hoch .....	T5	73-69-70-70	282	\$146,000.00	Tom Watson .....	T35	71-74-71-74	290	\$18,885.71
Len Mattiace .....	T5	69-71-72-70	282	\$146,000.00	Brandel Chamblee ..	T42	72-73-76-70	291	\$12,560.00
Lee Westwood .....	T5	74-71-68-69	282	\$146,000.00	Stewart Cink .....	T42	71-73-74-73	291	\$12,560.00
Phil Mickelson .....	T8	69-73-70-71	283	\$116,000.00	Fred Couples .....	T42	67-73-73-78	291	\$12,560.00
Nick Price .....	T8	71-72-70-70	283	\$116,000.00	Bob Estes .....	T42	72-70-74-75	291	\$12,560.00
Payne Stewart .....	T8	72-71-75-65	283	\$116,000.00	David Frost .....	T42	69-71-73-78	291	\$12,560.00
Ernie Els .....	T11	71-72-70-71	284	\$96,000.00	Billy Mayfair .....	T42	69-75-69-78	291	\$12,560.00
Scott Verplank .....	T11	71-71-72-70	284	\$96,000.00	Mark O'Meara .....	T42	70-75-72-74	291	\$12,560.00
John Cook .....	T13	71-73-71-70	285	\$77,333.34	Steve Pate .....	T42	71-71-74-75	291	\$12,560.00
Lee Janzen .....	T13	70-67-69-79	285	\$77,333.33	Kevin Sutherland ..	T42	72-70-73-76	291	\$12,560.00
Bruce Lietzke .....	T13	69-70-74-72	285	\$77,333.33	Michael Bradley ....	T51	74-72-76-70	292	\$9,626.67
John Daly .....	T16	71-70-76-69	286	\$66,000.00	Jeff Maggert .....	T51	69-71-76-76	292	\$9,626.67
David Sutherland ..	T16	72-73-69-72	286	\$66,000.00	Steve Stricker .....	T51	74-72-70-76	292	\$9,626.66
Doug Barron .....	T18	71-72-74-70	287	\$48,685.72	Scott Gump .....	T54	72-68-76-77	293	\$9,200.00
Hal Sutton .....	T18	74-69-74-70	287	\$48,685.72	Per-Ulrik Johansson	T54	69-74-78-72	293	\$9,200.00
Bob Tway .....	T18	72-71-75-69	287	\$48,685.72	Vijay Singh .....	T54	72-71-75-75	293	\$9,200.00
David Duval .....	T18	69-77-70-71	287	\$48,685.71	Paul Goydos .....	T57	72-70-80-72	294	\$8,920.00
Nick Faldo .....	T18	75-69-70-73	287	\$48,685.71	Nolan Henke .....	T57	69-73-77-75	294	\$8,920.00
Joe Ozaki .....	T18	69-68-76-74	287	\$48,685.71	Davis Love III .....	T57	73-72-69-80	294	\$8,920.00
Omar Uresti .....	T18	72-71-70-74	287	\$48,685.71	Rocco Mediate .....	T57	67-73-77-77	294	\$8,920.00
Tom Kite .....	T25	72-66-78-72	288	\$30,533.34	Joey Sindelar .....	T61	73-69-81-72	295	\$8,680.00
Lee Rinker .....	T25	72-73-72-71	288	\$30,533.34	Ted Tryba .....	T61	70-74-72-79	295	\$8,680.00
Dudley Hart .....	T25	74-70-71-73	288	\$30,533.33	Robert Gamez .....	T63	74-72-77-73	296	\$8,480.00
Steve Jones .....	T25	71-71-73-73	288	\$30,533.33	Frank Nobilo .....	T63	72-72-75-77	296	\$8,480.00
Jose Maria Olazabal	T25	72-74-70-72	288	\$30,533.33	Grant Waite .....	T63	76-70-75-75	296	\$8,480.00
Jesper Parnevik ....	T25	72-72-72-72	288	\$30,533.33	Phil Blackmar .....	T66	72-74-76-75	297	\$8,280.00
Tommy Armour III ..	T31	71-75-71-72	289	\$24,250.00	Brian Henninger ...	T66	73-72-73-79	297	\$8,280.00
Jerry Kelly .....	T31	68-71-77-73	289	\$24,250.00	Skip Kendall .....	68	74-72-73-79	298	\$8,160.00
Larry Mize .....	T31	73-73-73-70	289	\$24,250.00	Fred Funk .....	T69	73-73-75-78	299	\$8,040.00
Craig Stadler .....	T31	71-70-72-76	289	\$24,250.00	Donnie Hammond ..	T69	71-75-72-81	299	\$8,040.00
Billy Andrade .....	T35	70-74-75-71	290	\$18,885.72	Larry Rinker .....	T71	78-67-81-74	300	\$7,880.00
Jim Furyk .....	T35	70-75-73-72	290	\$18,885.72	Mark Wiebe .....	T71	76-69-76-79	300	\$7,880.00
Tiger Woods .....	T35	72-73-73-72	290	\$18,885.72					

The following players did not finish (C=cut, W=withdrew, D=disqualified)

C—147- Stuart Appleby, Robert Damron, Brad Fabel, Brent Geiberger, John Huston, Shigeki Maruyama, Larry Nelson, Mike Reid, David Toms, Willie Wood. 148- Fulton Allem, Ronnie Black, Mark Brooks, David Edwards, Kelly Gibson, P.H. Horgan III, Colin Montgomerie, David Ogrin, Corey Pavin, Chris Perry, Don Pooley, Curtis Strange. 149- Retief Goosen, Tim Herron, Neal Lancaster, Frank Lickliter, Steve Lowery, Sandy Lyle, Kenny Perry, Loren Roberts, Mike Standly, Phil Tataurangi, Tommy Tolles. 150- John Adams, Ben Crenshaw, Rick Fehr, Gabriel Hjertstedt, Doug Martin, Jeff Sluman, Duffy Waldorf. 151- Russ Cochran, Jay Haas, Bernhard Langer, Craig Parry, Clarence Rose. 152- Mike Brisky, Olin Browne, Trevor Dodds, Mike Hulbert, Pete Jordan, Andrew Magee, Costantino Rocca. 153- Michael Christie, Darren Clarke, Scott Simpson. 154- Tom Byrum, Mark McCumber, Jumbo Ozaki, Tom Purtzer. 155- Guy Boros. 156- Stephen Ames, Joe Durant. 157- Wayne Grady. 158- Billy Ray Brown. 159- Jim Carter, Lennie Clements. 160- Mike Springer. 161- Paul Azinger. W—75- Paul Stankowski. 78- Jay Don Blake, Dan Forsman.

# THE PLAYERS CHAMPIONSHIP

## THE PLAYERS CHAMPIONSHIP

### TOURNAMENT HISTORY

Year	Winner	Score	Runner-up	Score	Location	Par/Yards
<b>TOURNAMENT PLAYERS CHAMPIONSHIP</b>						
1974	Jack Nicklaus	272	J.C. Sneed	274	Atlanta CC, Atlanta, GA	72/6883
1975	Al Geiberger	270	Dave Stockton	273	Colonial CC, Fort Worth, TX	70/7160
1976	Jack Nicklaus	269	J.C. Sneed	272	Inverrary G&CC, Lauderhill, FL	72/7127
1977	Mark Hayes	289	Mike McCullough	291	Sawgrass CC, Ponte Vedra Beach, FL	72/7174
1978	Jack Nicklaus	289	Lou Graham	290	Sawgrass CC, Ponte Vedra Beach, FL	72/7174
1979	Lanny Wadkins	283	Tom Watson	288	Sawgrass CC, Ponte Vedra Beach, FL	72/7174
1980	Lee Trevino	278	Ben Crenshaw	279	Sawgrass CC, Ponte Vedra Beach, FL	72/7174
1981	*Raymond Floyd	285	Barry Jaeckel Curtis Strange	285	Sawgrass CC, Ponte Vedra Beach, FL	72/7174
(Won playoff with par on first extra hole)						
1982	Jerry Pate	280	Brad Bryant Scott Simpson	282	TPC at Sawgrass, Ponte Vedra Beach, FL	72/6857
1983	Hal Sutton	283	Bob Eastwood	284	TPC at Sawgrass, Ponte Vedra Beach, FL	72/6857
1984	Fred Couples	277	Lee Trevino	278	TPC at Sawgrass, Ponte Vedra Beach, FL	72/6857
1985	Calvin Peete	274	D.A. Weibring	277	TPC at Sawgrass, Ponte Vedra Beach, FL	72/6857
1986	John Mahaffey	275	Larry Mize	276	TPC at Sawgrass, Ponte Vedra Beach, FL	72/6857
1987	*Sandy Lyle	274	Jeff Sluman	274	TPC at Sawgrass, Ponte Vedra Beach, FL	72/6857
(Won playoff with par on third extra hole)						
<b>THE PLAYERS CHAMPIONSHIP</b>						
1988	Mark McCumber	273	Mike Reid	277	TPC at Sawgrass, Ponte Vedra Beach, FL	72/6857
1989	Tom Kite	279	Chip Beck	280	TPC at Sawgrass, Ponte Vedra Beach, FL	72/6857
1990	Jodie Mudd	278	Mark Calcavecchia	279	TPC at Sawgrass, Ponte Vedra Beach, FL	72/6857
1991	Steve Elkington	276	Fuzzy Zoeller	277	TPC at Sawgrass, Ponte Vedra Beach, FL	72/6857
1992	Davis Love III	273	Ian Baker-Finch Phil Blackmar Nick Faldo Tom Watson	277	TPC at Sawgrass, Ponte Vedra Beach, FL	72/6857
1993	Nick Price	270	Bernhard Langer	275	TPC at Sawgrass, Ponte Vedra Beach, FL	72/6857
1994	Greg Norman	264	Fuzzy Zoeller	268	TPC at Sawgrass, Ponte Vedra Beach, FL	72/6857
1995	Lee Janzen	283	Bernhard Langer	284	TPC at Sawgrass, Ponte Vedra Beach, FL	72/6857
1996	Fred Couples	270	Colin Montgomerie Tommy Tolles	274	TPC at Sawgrass, Ponte Vedra Beach, FL	72/6896
1997	Steve Elkington	272	Scott Hoch	279	TPC at Sawgrass, Ponte Vedra Beach, FL	72/6896
1998	Justin Leonard	278	Glen Day Tom Lehman	280	TPC at Sawgrass, Ponte Vedra Beach, FL	72/6950

Tournament Record: 264—Greg Norman, 1994  
Current Course Record: 63—Fred Couples, 1992; Greg Norman, 1994

KEY: \* = Playoff

### Eligibility Requirements for THE PLAYERS Championship

The starting field for the 1999 PLAYERS Championship shall consist of the following players:

- 1) Winners of PGA TOUR cosponsored or approved tournaments, whose victories are considered official, since the 1998 PLAYERS Championship.
- 2) Those players among the top 125 finishers on the 1998 Official Money List.
- 3) Winners of THE PLAYERS Championship, Masters Tournament, U.S. Open, British Open (only since 1990) and PGA Championship in the last 10 years (1989-98). Beginning with the 1998 winners of these events, winners will be eligible for five years.
- 4) Winners of the NEC World Series of Golf in the last 10 years (1989-98). The 1998 winner is eligible for three years.
- 5) Winners of THE TOUR Championship in the last three years, beginning with the 1998 winner.
- 6) Winners of World Golf Championship events in the last three years, beginning with the 1999 winners.
- 7) Any player(s), not otherwise eligible, among the top 50 leaders from the Official World Golf Ranking through the Bay Hill Invitational.
- 8) Any players, not otherwise eligible, who are among the top 10 money-winners from the 1999 Official Money List through the Bay Hill Invitational.
- 9) To complete a field of 144 players, those players, not otherwise eligible, from the 1999 Official Money List below 10th position through the Bay Hill Invitational, in order of their positions on the money list.
- 10) THE PLAYERS Championship Committee may invite a player(s), not otherwise eligible, who is a current inductee of the World Golf Hall of Fame.



# 1998 FREEPORT•McDERMOTT CLASSIC



English Turn G&CC, New Orleans, LA  
Par 36-36-72 7,116 yards

Purse: \$1,700,000  
April 2-5, 1998

**LEADERS: First Round**—Glen Day shot an 8-under-par 64 to lead Jay Delsing and Steve Flesch by two strokes. **Second Round**—Flesch, at 10-under-par 134, led Joe Ozaki and Duffy Waldorf by two strokes. **Third Round**—Lee Westwood, after a 67, was at 12-under-par 204, one stroke ahead of Flesch.



**CUT:** 80 players at even-par 144 from a field of 144.

**PRO-AM:** \$10,000. Individual—Robert Damron, 66, \$1,000. Team—Robert Damron, Hal Sutton, 54, \$900 each.

**WEATHER:** Foggy and misty Thursday morning with afternoon clearing. Overcast Friday morning with some rain before afternoon clearing. Sunny and breezy Saturday and Sunday.

**Winner: Lee Westwood 69-68-67-69 273 \$306,000.00**

Steve Flesch .....	2	66-68-71-71	276	\$183,600.00	Jay Delsing .....	T42	66-73-78-72	289	\$5,338.00
Jim Carter .....	T3	68-69-71-71	279	\$81,600.00	Harrison Frazar ...	T42	70-69-76-74	289	\$5,338.00
Glen Day .....	T3	64-75-69-71	279	\$81,600.00	Brian Henninger ..	T42	68-73-73-75	289	\$5,338.00
Steve Lowery .....	T3	72-66-70-71	279	\$81,600.00	Jimmy Johnston ..	T42	71-69-80-69	289	\$5,338.00
Mark Wiebe .....	T3	69-68-71-71	279	\$81,600.00	Pete Jordan .....	T42	71-69-78-71	289	\$5,338.00
Duffy Waldorf .....	7	67-69-70-74	280	\$56,950.00	Steve Jurgensen ..	T42	70-72-76-71	289	\$5,338.00
Trevor Dodds .....	T8	67-72-71-72	282	\$47,600.00	David Toms .....	T42	70-70-80-69	289	\$5,338.00
Bob Estes .....	T8	70-71-72-69	282	\$47,600.00	Bobby Wadkins ...	T42	71-69-74-75	289	\$5,338.00
Lee Rinker .....	T8	71-70-73-68	282	\$47,600.00	Willie Wood .....	T42	72-71-73-73	289	\$5,338.00
Ian Woosnam .....	T8	70-70-71-71	282	\$47,600.00	Scott Gump .....	T51	68-73-73-76	290	\$4,025.60
P.H. Horgan III .....	T12	70-68-76-69	283	\$31,328.58	J.P. Hayes .....	T51	70-70-75-75	290	\$4,025.60
Robert Damron ...	T12	73-71-68-71	283	\$31,328.57	Frank Lickliter ....	T51	67-74-75-74	290	\$4,025.60
Jeff Gallagher .....	T12	68-69-73-73	283	\$31,328.57	Tom Pernice, Jr. .	T51	70-73-73-74	290	\$4,025.60
Scott Hoch .....	T12	74-69-70-70	283	\$31,328.57	Bob Tway .....	T51	69-74-72-75	290	\$4,025.60
Joe Ozaki .....	T12	69-67-72-75	283	\$31,328.57	Tommy Armour III	T56	67-74-75-75	291	\$3,842.00
Jesper Parnevik ..	T12	71-71-69-72	283	\$31,328.57	Mike Heinen .....	T56	70-72-78-71	291	\$3,842.00
Phil Tataurangi ...	T12	71-67-70-75	283	\$31,328.57	Costantino Rocca ..	T56	73-71-74-73	291	\$3,842.00
Paul Azinger .....	T19	69-74-68-73	284	\$18,487.50	Ben Bates .....	T59	72-71-73-76	292	\$3,706.00
Ronnie Black .....	T19	72-67-70-75	284	\$18,487.50	Donnie Hammond ..	T59	69-75-74-74	292	\$3,706.00
Mark Brooks .....	T19	73-70-71-70	284	\$18,487.50	Greg Kraft .....	T59	70-74-75-73	292	\$3,706.00
Franklin Langham ..	T19	73-70-69-72	284	\$18,487.50	Spike McRoy .....	T59	70-70-80-72	292	\$3,706.00
Len Mattiace .....	T19	71-67-76-70	284	\$18,487.50	Lee Porter .....	T59	71-73-73-75	292	\$3,706.00
Jose Maria Olazabal	T19	72-69-73-70	284	\$18,487.50	John Adams .....	T64	73-68-77-75	293	\$3,536.00
Esteban Toledo ...	T19	72-72-68-72	284	\$18,487.50	Clark Dennis .....	T64	69-70-75-79	293	\$3,536.00
Mike Weir .....	T19	72-71-73-68	284	\$18,487.50	Brad Faxon .....	T64	72-72-76-73	293	\$3,536.00
Davis Love III .....	T27	72-72-66-75	285	\$12,580.00	Bruce Fleisher ....	T64	76-68-74-75	293	\$3,536.00
Blaine McCallister	T27	67-73-71-74	285	\$12,580.00	Ted Tryba .....	T64	71-71-74-77	293	\$3,536.00
Chris Perry .....	T27	72-70-71-72	285	\$12,580.00	Fulton Allem .....	T69	74-69-80-71	294	\$3,366.00
Doug Barron .....	T30	73-68-74-71	286	\$10,327.50	Russ Cochran .....	T69	68-72-76-78	294	\$3,366.00
Phil Blackmar .....	T30	70-72-71-73	286	\$10,327.50	Tim Conley .....	T69	73-70-75-76	294	\$3,366.00
Niclas Fasth .....	T30	67-75-72-72	286	\$10,327.50	Steve Elkington ...	T69	71-70-79-74	294	\$3,366.00
Bob Friend .....	T30	71-70-72-73	286	\$10,327.50	Tommy Tolles .....	T69	68-74-72-80	294	\$3,366.00
Neal Lancaster .....	T30	68-72-72-74	286	\$10,327.50	Scott Verplank .....	74	70-71-80-74	295	\$3,264.00
D.A. Weibring .....	T30	67-74-75-70	286	\$10,327.50	Brad Fabel .....	T75	75-69-77-75	296	\$3,196.00
Billy Ray Brown ..	T36	72-72-73-71	288	\$7,834.17	Kent Jones .....	T75	74-70-76-76	296	\$3,196.00
R.W. Eaks .....	T36	71-69-75-73	288	\$7,834.17	Sonny Skinner .....	T75	71-71-74-80	296	\$3,196.00
Dan Forsman .....	T36	72-68-76-72	288	\$7,834.17	Craig Barlow .....	T78	72-70-80-75	297	\$3,094.00
Kelly Gibson .....	T36	67-75-72-74	288	\$7,834.17	John Riegger .....	T78	70-73-76-78	297	\$3,094.00
Omar Uresti .....	T36	71-72-70-75	288	\$7,834.16	Tim Simpson .....	T78	73-71-74-79	297	\$3,094.00
Mark Wurtz .....	T36	69-75-74-70	288	\$7,834.16					

The following players did not finish (C=cut, W=withdrew, D=disqualified)

**C—145**—Guy Hill, Per-Ulrik Johansson, Cliff Kresge, Hugh Royer III, Dave Stockton, Jr., Kevin Sutherland, Hal Sutton, Kirk Triplett. **146**—Mark Carnevale, Lennie Clements, Richard Coughlan, Glen Hnatluk, Mike Hulbert, Craig Parry, Scott Simpson, Mike Standly, David Sutherland, Vance Veazey. **147**—Mike Brisky, Michael Christie, David Edwards, Jim Estes, Scott McCarron, Brett Quigley, Dave Rummells. **148**—Tom Byrum, Joe Daley, Bobby Gage, Bob Gilder, Paul Goydos, Jimmy Green, Dicky Pride, Lanny Wadkins, Ben Weir. **149**—Ben Crenshaw, Jim Gallagher, Jr., Tom Lehman, J.L. Lewis, Chris Smith, Kevin Wentworth. **150**—Seve Ballesteros, Dave Barr, Chip Beck, John Cook, Brian Kamm, Tim Loutstalot, Pete Mathews, Jim McGovern, Iain Steel, Jim Thorpe. **151**—Chris DiMarco, Jerry Kelly. **152**—Guy Boros, John Morse. **153**—Chris Borgen, Ian Gooch, Bradley Hughes, Stan Stopa. **154**—Mike Springer. **155**—Barry Cheesman. **156**—Wayne Grady. **162**—Carl Poche. **W—73**—Mike Small. **81**—Larry Hinson.

# ENTERGY CLASSIC



## TOURNAMENT HISTORY

Year	Winner	Score	Runner-up	Score	Location	Par/Yards
<b>GREATER NEW ORLEANS OPEN INVITATIONAL</b>						
1938	Harry Cooper	285	Harold McSpaden	289	City Park GC, New Orleans, LA	72/6656
1939	Henry Picard	284	Dick Metz	289	City Park GC, New Orleans, LA	72/6656
1940	Jimmy Demaret	286	Ralph Guldahl	287	City Park GC, New Orleans, LA	72/6656
			Harold McSpaden			
			Sam Snead			
1941	Henry Picard	276	Ben Hogan	278	City Park GC, New Orleans, LA	72/6656
1942	Lloyd Mangrum	281	Lawson Little	282	City Park GC, New Orleans, LA	72/6656
			Sam Snead			
1943	No Tournament					
1944	Sammy Byrd	285	Byron Nelson	290	City Park GC, New Orleans, LA	72/6656
1945	*Byron Nelson	284	Harold McSpaden	284	City Park GC, New Orleans, LA	72/6656
1946	Byron Nelson	277	Ben Hogan	282	City Park GC, New Orleans, LA	72/6656
1947	No Tournament					
1948	Bob Hamilton	280	Roberto De Vincenzo	281	City Park GC, New Orleans, LA	72/6656
			Fred Haas			
			Lawson Little			
1949-	No Tournaments					
1957	No Tournaments					
1958	*Billy Casper	278	Ken Venturi	278	City Park GC, New Orleans, LA	72/6656
1959	Bill Collins	280	Jack Burke, Jr.	283	City Park GC, New Orleans, LA	72/6656
			Tom Nieporte			
1960	Dow Finsterwald	270	Al Besselink	276	City Park GC, New Orleans, LA	72/6656
1961	Doug Sanders	272	Gay Brewer	277	City Park GC, New Orleans, LA	72/6656
			Mac Main			
1962	Bo Wininger	281	Bob Rosburg	283	City Park GC, New Orleans, LA	72/6656
1963	Bo Wininger	279	Tony Lema	282	Lakewood CC, New Orleans, LA	72/7080
			Bob Rosburg			
1964	Mason Rudolph	283	Jack Nicklaus	284	Lakewood CC, New Orleans, LA	72/7080
			Chi Chi Rodriguez			
			Glenn Stuart			
1965	Dick Mayer	273	Bruce Devlin	274	Lakewood CC, New Orleans, LA	72/7080
			Bill Martindale			
1966	Frank Beard	276	Gardner Dickinson	278	Lakewood CC, New Orleans, LA	72/7080
1967	George Knudson	277	Jack Nicklaus	278	Lakewood CC, New Orleans, LA	72/7080
1968	George Archer	271	Bert Yancey	273	Lakewood CC, New Orleans, LA	72/7080
1969	*Larry Hinson	275	Frank Beard	275	Lakewood CC, New Orleans, LA	72/7080
1970	*Miller Barber	278	Bob Charles	278	Lakewood CC, New Orleans, LA	72/7080
			Howie Johnson			
1971	Frank Beard	276	Hubert Green	277	Lakewood CC, New Orleans, LA	72/7080
1972	Gary Player	279	Dave Eichelberger	280	Lakewood CC, New Orleans, LA	72/7080
			Jack Nicklaus			
1973	*Jack Nicklaus	280	Miller Barber	280	Lakewood CC, New Orleans, LA	72/7080
1974	Lee Trevino	267	Bobby Cole	275	Lakewood CC, New Orleans, LA	72/7080
			Ben Crenshaw			
<b>FIRST NBC NEW ORLEANS OPEN</b>						
1975	Billy Casper	271	Peter Oosterhuis	273	Lakewood CC, New Orleans, LA	72/7080
1976	Larry Ziegler	274	Victor Regalado	275	Lakewood CC, New Orleans, LA	72/7080
1977	Jim Simons	273	Stan Lee	276	Lakewood CC, New Orleans, LA	72/7080
1978	Lon Hinkle	271	Gibby Gilbert	272	Lakewood CC, New Orleans, LA	72/7080
			Fuzzy Zoeller			
1979	Hubert Green	273	Frank Conner	274	Lakewood CC, New Orleans, LA	72/7080
			Bruce Lietzke			
			Steve Melnyk			
			Lee Trevino			
<b>GREATER NEW ORLEANS OPEN</b>						
1980	Tom Watson	273	Lee Trevino	275	Lakewood CC, New Orleans, LA	72/7080

## ENTERGY CLASSIC



### TOURNAMENT HISTORY

Year	Winner	Score	Runner-up	Score	Location	Par/Yards
<b>USF&amp;G NEW ORLEANS OPEN</b>						
1981	Tom Watson	270	Bruce Fleisher	272	Lakewood CC, New Orleans, LA	72/7080
<b>USF&amp;G CLASSIC</b>						
1982	~Scott Hoch	206	Bob Shearer	208	Lakewood CC, New Orleans, LA	72/7080
1983	Bill Rogers	274	Tom Watson David Edwards Jay Haas Vance Heafner	277	Lakewood CC, New Orleans, LA	72/7080
1984	Bob Eastwood	272	Larry Rinker	275	Lakewood CC, New Orleans, LA	72/7080
1985	~Seve Ballesteros	205	Peter Jacobsen John Mahaffey	207	Lakewood CC, New Orleans, LA	72/7080
1986	Calvin Peete	269	Pat McGowan	274	Lakewood CC, New Orleans, LA	72/7080
1987	Ben Crenshaw	268	Curtis Strange	271	Lakewood CC, New Orleans, LA	72/7080
1988	Chip Beck	262	Lanny Wadkins	269	Lakewood CC, New Orleans, LA	72/7080
1989	Tim Simpson	274	Greg Norman Hal Sutton	276	English Turn G&CC, New Orleans, LA	72/7106
1990	David Frost	276	Greg Norman	277	English Turn G&CC, New Orleans, LA	72/7106
1991	*Ian Woosnam	275	Jim Hallet	275	English Turn G&CC, New Orleans, LA	72/7106
<b>FREEPORT-McMORAN CLASSIC</b>						
1992	Chip Beck	276	Greg Norman Mike Standly	277	English Turn G&CC, New Orleans, LA	72/7106
1993	Mike Standly	281	Russ Cochran Payne Stewart	282	English Turn G&CC, New Orleans, LA	72/7106
1994	Ben Crenshaw	273	Jose Maria Olazabal	276	English Turn G&CC, New Orleans, LA	72/7106
1995	*Davis Love III	274	Mike Heinen	274	English Turn G&CC, New Orleans, LA	72/7106
<b>FREEPORT-McDERMOTT CLASSIC</b>						
1996	Scott McCarron	275	Tom Watson	280	English Turn G&CC, New Orleans, LA	72/7116
1997	Brad Faxon	272	Bill Glasson Jesper Parnevik	275	English Turn G&CC, New Orleans, LA	72/7116
1998	Lee Westwood	273	Steve Flesch	276	English Turn G&CC, New Orleans, LA	72/7116

Tournament Record: 262—Chip Beck, 1988 (Lakewood CC)  
Current Course Record: 62—Dennis Paulson, 1994

KEY: \* = Playoff ~ = Weather-shortened

### ENTERGY CLASSIC NOTES

With his victory in New Orleans last year, **Lee Westwood** became the first non-member to win on the PGA TOUR since **Tiger Woods** won the 1996 Las Vegas Invitational.

There never has been a wire-to-wire winner (i.e., held the lead by himself after each round) of the Entergy Classic, but **Calvin Peete** came close in 1986. Peete shared the 18-hole lead with **Nick Faldo** at 68, then pulled away with rounds of 67-66-68 to shoot 19-under-par 269 and defeat **Pat McGowan** by five strokes.

# 1998 MASTERS TOURNAMENT

Augusta National GC, Augusta, GA  
Par: 36-36-72 Yards: 6,925

Purse: \$3,200,000  
April 9-12, 1998



**LEADERS: First Round**—Fred Couples, at 3-under-par 69, led Paul Stankowski, Jose Maria Olazabal and Scott Hoch by one stroke. **Second Round**—David Duval and Couples were tied at 4-under-par 139, while Hoch trailed by two. **Third Round**—Couples, at 6-under-par 210, led Mark O'Meara, Paul Azinger and Phil Mickelson by two strokes. Jim Furyk and Duval were three back.

**CUT:** 46 players at 6-over-par 150 from a field of 88.

**WEATHER:** Heavy rains Wednesday afternoon and night caused a 90-minute delay to Thursday's start. Play was suspended at 7:40 p.m. Thursday due to darkness with 10 players on the course. The first round resumed at 7:30 a.m. Friday, and the second round started at 9:30 a.m. with the field grouped in threes. Cool and windy Thursday and Friday, with winds gusting to 30 mph Thursday and 20 mph Friday. Beautiful Saturday and Sunday, with light winds.




**Winner: Mark O'Meara 74-70-68-67 279 \$576,000.00**

David Duval .....	T2	71-68-74-67	280	\$281,600.00	Jeff Maggert .....	T23	72-73-72-72	289	\$33,280.00
Fred Couples .....	T2	69-70-71-70	280	\$281,600.00	David Frost .....	T26	72-73-74-71	290	\$26,133.00
Jim Furyk .....	4	76-70-67-68	281	\$153,600.00	Steve Jones .....	T26	75-70-75-70	290	\$26,133.00
Paul Azinger .....	5	71-72-69-70	282	\$128,000.00	Brad Faxon .....	T26	73-74-71-72	290	\$26,133.00
Jack Nicklaus .....	T6	73-72-70-68	283	\$111,200.00	Michael Bradley ..	29	73-74-72-72	291	\$23,680.00
David Toms .....	T6	75-72-72-64	283	\$111,200.00	Steve Elkington ...	30	75-75-71-71	292	\$22,720.00
Darren Clarke .....	T8	76-73-67-69	285	\$89,600.00	Andrew Magee ...	T31	74-72-74-73	293	\$21,280.00
Justin Leonard .....	T8	74-73-69-69	285	\$89,600.00	Jesper Parnevik ...	T31	75-73-73-72	293	\$21,280.00
Colin Montgomerie	T8	71-75-69-70	285	\$89,600.00	Lee Janzen .....	T33	76-74-72-72	294	\$18,112.00
Tiger Woods .....	T8	71-72-72-70	285	\$89,600.00	Fuzzy Zoeller .....	T33	71-74-75-74	294	\$18,112.00
Jay Haas .....	T12	72-71-71-72	286	\$64,800.00	Phil Blackmar .....	T33	71-78-75-70	294	\$18,112.00
Per-Ulrik Johansson	T12	74-75-67-70	286	\$64,800.00	John Daly .....	T33	77-71-71-75	294	\$18,112.00
Phil Mickelson .....	T12	74-69-69-74	286	\$64,800.00	Davis Love III .....	T33	74-75-67-78	294	\$18,112.00
Jose Maria Olazabal	T12	70-73-71-72	286	\$64,800.00	Tom Kite .....	38	73-74-74-74	295	\$15,680.00
Mark Calcavecchia	T16	74-74-69-70	287	\$48,000.00	Bernhard Langer ..	T39	75-73-74-74	296	\$14,720.00
Ernie Els .....	T16	75-70-70-72	287	\$48,000.00	Paul Stankowski ..	T39	70-80-72-74	296	\$14,720.00
Scott Hoch .....	T16	70-71-73-73	287	\$48,000.00	Corey Pavin .....	T41	73-77-72-75	297	\$13,440.00
Ian Woosnam .....	T16	74-71-72-70	287	\$48,000.00	Craig Stadler .....	T41	79-68-73-77	297	\$13,440.00
Scott McCarron ...	T16	73-71-72-71	287	\$48,000.00	John Cook .....	43	75-73-74-76	298	\$12,480.00
Willie Wood .....	T21	74-74-70-70	288	\$38,400.00	Lee Westwood .....	44	74-76-72-78	300	\$11,840.00
Matt Kuchar .....	T21	72-76-68-72	288	Amateur	Joel Kribel .....	45	74-76-76-75	301	Amateur
Stewart Cink .....	T23	74-76-69-70	289	\$33,280.00	Gary Player .....	46	77-72-78-75	302	\$11,200.00
John Huston .....	T23	77-71-70-71	289	\$33,280.00					

The following players did not finish (C=cut, W=withdrew, D=disqualified)

C—151- Billy Ray Brown, Nick Faldo, Raymond Floyd, Retief Goosen, Tim Herron, Sandy Lyle, Billy Mayfair, Nick Price, Tommy Tolles, Tom Watson. 152- Olin Browne, Larry Mize, Jumbo Ozaki, Bob Tway. 153- Billy Andrade, Bradley Hughes, Frank Nobile, Costantino Rocca. 154- Stuart Appleby, Shigeki Maruyama, Greg Norman, Jeff Sluman. 155- Ben Crenshaw, David Ogren. 156- Mark Brooks, Tom Lehman, Vijay Singh. 157- Ignacio Garrido, Seve Ballesteros, Fred Funk, Gabriel Hjertstedt, Scott Simpson, Craig Watson. 158- Gay Brewer, Tim Clark. 160- Tommy Aaron, Ken Bakst. 161- Bill Glasson. 164- Charles Coody. 166- Arnold Palmer. 167- Billy Casper. W—86- Doug Ford.

# MASTERS TOURNAMENT




## TOURNAMENT HISTORY

Year	Winner	Score	Runner-up	Score
1934	Horton Smith	284	Craig Wood	285
1935	*Gene Sarazen (144)	282	Craig Wood (149)	282
1936	Horton Smith	285	Harry Cooper	286
1937	Byron Nelson	283	Ralph Guldahl	285
1938	Henry Picard	285	Ralph Guldahl	287
			Harry Cooper	
1939	Ralph Guldahl	279	Sam Snead	280
1940	Jimmy Demaret	280	Lloyd Mangrum	284
1941	Craig Wood	280	Byron Nelson	283
1942	*Byron Nelson (69)	280	Ben Hogan (70)	280
1943-				
1945	No Tournaments—World War II			
1946	Herman Keiser	282	Ben Hogan	283
1947	Jimmy Demaret	281	Byron Nelson	283
			Frank Stranahan	
1948	Claude Harmon	279	Cary Middlecoff	284
1949	Sam Snead	282	Johnny Bulla	285
			Lloyd Mangrum	
1950	Jimmy Demaret	283	Jim Ferrier	285
1951	Ben Hogan	280	Skee Riegel	282
1952	Sam Snead	286	Jack Burke, Jr.	290
1953	Ben Hogan	274	Ed Oliver, Jr.	279
1954	*Sam Snead (70)	289	Ben Hogan (71)	289
1955	Cary Middlecoff	279	Ben Hogan	286
1956	Jack Burke, Jr.	289	Ken Venturi	290
1957	Doug Ford	282	Sam Snead	286
1958	Arnold Palmer	284	Doug Ford	285
			Fred Hawkins	
1959	Art Wall, Jr.	284	Cary Middlecoff	285
1960	Arnold Palmer	282	Ken Venturi	283
1961	Gary Player	280	Charles R. Coe	281
			Arnold Palmer	
1962	*Arnold Palmer (68)	280	Gary Player (71)	280
			Dow Finsterwald (77)	
1963	Jack Nicklaus	286	Tony Lema	287
1964	Arnold Palmer	276	Dave Marr	282
			Jack Nicklaus	
1965	Jack Nicklaus	271	Arnold Palmer	280
			Gary Player	
1966	*Jack Nicklaus (70)	288	Tommy Jacobs (72)	288
			Gay Brewer, Jr. (78)	
1967	Gay Brewer, Jr.	280	Bobby Nichols	281
1968	Bob Goalby	277	Roberto De Vincenzo	278
1969	George Archer	281	Billy Casper	282
			George Knudson	
			Tom Weiskopf	
1970	*Billy Casper (69)	279	Gene Littler (74)	279
1971	Charles Coody	279	Johnny Miller	281
			Jack Nicklaus	
1972	Jack Nicklaus	286	Bruce Crampton	289
			Bobby Mitchell	
			Tom Weiskopf	
1973	Tommy Aaron	283	J. C. Snead	284
1974	Gary Player	278	Tom Weiskopf	280
			Dave Stockton	
1975	Jack Nicklaus	276	Johnny Miller	277
			Tom Weiskopf	



# MASTERS TOURNAMENT



## TOURNAMENT HISTORY

Year	Winner	Score	Runner-up	Score
1976	Ray Floyd	271	Ben Crenshaw	279
1977	Tom Watson	276	Jack Nicklaus	278
1978	Gary Player	277	Hubert Green	278
			Rod Funseth	
			Tom Watson	
1979	*Fuzzy Zoeller	280	Ed Sneed	280
			Tom Watson	
1980	Seve Ballesteros	275	Gibby Gilbert	279
			Jack Newton	
1981	Tom Watson	280	Johnny Miller	282
			Jack Nicklaus	
1982	*Craig Stadler	284	Dan Pohl	284
1983	Seve Ballesteros	280	Ben Crenshaw	284
			Tom Kite	
1984	Ben Crenshaw	277	Tom Watson	279
1985	Bernhard Langer	282	Curtis Strange	284
			Seve Ballesteros	
			Raymond Floyd	
1986	Jack Nicklaus	279	Greg Norman	280
			Tom Kite	
1987	*Larry Mize	285	Seve Ballesteros	285
			Greg Norman	
1988	Sandy Lyle	281	Mark Calcavecchia	282
1989	*Nick Faldo	283	Scott Hoch	283
1990	*Nick Faldo	278	Raymond Floyd	278
1991	Ian Woosnam	277	Jose Maria Olazabal	278
1992	Fred Couples	275	Raymond Floyd	277
1993	Bernhard Langer	277	Chip Beck	281
1994	Jose Maria Olazabal	279	Tom Lehman	281
1995	Ben Crenshaw	274	Davis Love III	275
1996	Nick Faldo	276	Greg Norman	281
1997	Tiger Woods	270	Tom Kite	282
1998	Mark O'Meara	279	David Duval	280
			Fred Couples	

Tournament Record: 270—Tiger Woods, 1997  
 Course Record: 63—Nick Price, 1986; Greg Norman, 1996  
 KEY: \* = Playoff      *Figures in parentheses indicate playoff scores.*

## MASTERS TOURNAMENT NOTE

When he won the British Open in July 1998, **Mark O'Meara** became the 10th Masters champion to capture another major title in the same year and the first since **Nick Faldo** won the Masters Tournament and British Open in 1990.

# 1998 MCI CLASSIC

Harbour Town Golf Links, Hilton Head, SC  
Par: 36-35-71 Yards: 6,916

Purse: \$1,900,000  
April 16-19, 1998



**LEADERS: First Round**—John Huston, Doug Tewell and Jay Haas, at 5-under-par 66, were one stroke ahead of Frank Lickliter, Nick Price, Kelly Gibson, Davis Love III, Phil Mickelson and Glen Day. **Second Round**—Haas, at 10-under-par 132, led Lickliter by one stroke. **Third Round**—Love, after a 66, was at 12-under-par 201, two strokes ahead of Payne Stewart.



**CUT:** 84 players at 2-over-par 144 from a field of 121.

**PRO-AM:** \$10,000. Individual—Jim Furyk, 64, \$1,000. Team—Nick Price, 51, \$1,000.

**WEATHER:** Partly cloudy with steady winds Thursday and Friday. More sun and less wind Saturday. Overcast and windy Sunday, with a brief morning shower.

**Winner: Davis Love III 67-68-66-65 266 \$342,000.00**

Glen Day .....	2	67-67-72-67	273	\$205,200.00	Fuzzy Zoeller .....	T39	71-73-67-74	285	\$7,600.00
Phil Mickelson .....	T3	67-71-65-73	276	\$110,200.00	Billy Andrade .....	T45	72-71-71-72	286	\$5,563.20
Payne Stewart .....	T3	69-71-64-72	276	\$110,200.00	Michael Bradley ..	T45	73-68-72-73	286	\$5,563.20
Fulton Allem .....	5	68-71-68-70	277	\$76,000.00	Mark Brooks .....	T45	72-72-71-71	286	\$5,563.20
Frank Lickliter .....	T6	67-66-75-70	278	\$61,512.50	Darren Clarke .....	T45	72-71-72-71	286	\$5,563.20
Nick Price .....	T6	67-69-70-72	278	\$61,512.50	Skip Kendall .....	T45	71-72-71-72	286	\$5,563.20
Joey Sindelar .....	T6	69-67-70-72	278	\$61,512.50	Robert Damron ..	T50	72-71-72-72	287	\$4,547.34
Doug Tewell .....	T6	66-73-67-72	278	\$61,512.50	David Ogrin .....	T50	70-72-74-71	287	\$4,547.34
Ernie Els .....	T10	73-68-70-68	279	\$45,600.00	David Frost .....	T50	69-71-74-73	287	\$4,547.33
John Huston .....	T10	66-73-67-73	279	\$45,600.00	Pete Jordan .....	T50	72-72-69-74	287	\$4,547.33
Larry Mize .....	T10	69-70-70-70	279	\$45,600.00	Mike Standly .....	T50	70-72-71-74	287	\$4,547.33
Kenny Perry .....	T10	74-68-66-71	279	\$45,600.00	Curtis Strange ..	T50	70-74-71-72	287	\$4,547.33
Bob Estes .....	T14	68-68-71-73	280	\$33,250.00	Jim Carter .....	T56	72-71-73-72	288	\$4,237.00
Brad Faxon .....	T14	70-71-69-70	280	\$33,250.00	Brad Fabel .....	T56	70-73-74-71	288	\$4,237.00
Tom Lehman .....	T14	70-73-69-68	280	\$33,250.00	Tim Herron .....	T56	71-69-70-78	288	\$4,237.00
Rocco Mediate .....	T14	68-69-70-73	280	\$33,250.00	Justin Leonard ..	T56	71-72-69-76	288	\$4,237.00
Mike Brisky .....	T18	70-71-67-73	281	\$23,940.00	Frank Nobilo .....	T56	68-68-74-78	288	\$4,237.00
Rick Fehr .....	T18	69-73-72-67	281	\$23,940.00	Clarence Rose ..	T56	72-72-70-74	288	\$4,237.00
Lee Janzen .....	T18	71-66-72-72	281	\$23,940.00	John Cook .....	T62	68-72-74-75	289	\$3,952.00
Len Mattiace .....	T18	69-67-69-76	281	\$23,940.00	David Edwards ..	T62	70-71-73-75	289	\$3,952.00
Jesper Parnevik ..	T18	68-71-73-69	281	\$23,940.00	Dudley Hart .....	T62	72-72-68-77	289	\$3,952.00
Bob Tway .....	T18	69-73-69-70	281	\$23,940.00	Brian Henninger ..	T62	69-75-70-75	289	\$3,952.00
Neal Lancaster .....	T24	68-72-71-71	282	\$15,037.15	P.H. Horgan III ..	T62	69-71-73-76	289	\$3,952.00
Mark O'Meara .....	T24	70-73-69-70	282	\$15,037.15	Per-Ulrik Johansson	T62	71-71-71-76	289	\$3,952.00
Tommy Armour III ..	T24	74-70-67-71	282	\$15,037.14	Spike McRoy .....	T62	71-71-74-73	289	\$3,952.00
R.W. Eaks .....	T24	68-69-72-73	282	\$15,037.14	Omar Uresti .....	T62	70-74-72-73	289	\$3,952.00
Fred Funk .....	T24	73-70-67-72	282	\$15,037.14	D.A. Weibring .....	T62	72-70-71-76	289	\$3,952.00
Jay Haas .....	T24	66-66-76-74	282	\$15,037.14	Billy Ray Brown ..	T71	72-71-72-75	290	\$3,724.00
Vijay Singh .....	T24	68-72-68-74	282	\$15,037.14	Kelly Gibson .....	T71	67-72-74-77	290	\$3,724.00
Scott Gump .....	T31	72-72-66-73	283	\$11,780.00	Hal Sutton .....	T71	72-67-77-74	290	\$3,724.00
Scott Hoch .....	T31	69-70-76-68	283	\$11,780.00	Lennie Clements ..	T74	73-71-72-75	291	\$3,572.00
Don Pooley .....	T31	73-70-69-71	283	\$11,780.00	Russ Cochran .....	T74	72-70-76-73	291	\$3,572.00
Steve Lowery .....	T34	69-72-72-71	284	\$9,804.00	Hugh Royer III ..	T74	71-71-72-77	291	\$3,572.00
Doug Martin .....	T34	72-71-68-73	284	\$9,804.00	Gene Sauers .....	T74	70-70-73-78	291	\$3,572.00
Steve Pate .....	T34	69-70-69-76	284	\$9,804.00	Ted Tryba .....	T74	72-72-76-71	291	\$3,572.00
Jeff Sluman .....	T34	72-71-69-72	284	\$9,804.00	Jim Furyk .....	T79	73-71-76-72	292	\$3,439.00
Tom Watson .....	T34	71-71-72-70	284	\$9,804.00	John Mahaffey ..	T79	70-73-77-72	292	\$3,439.00
Brent Geiberger ..	T39	72-72-68-73	285	\$7,600.00	Doug Barron .....	81	71-73-74-75	293	\$3,382.00
Jerry Kelly .....	T39	70-70-70-75	285	\$7,600.00	Bob Friend .....	82	69-74-75-76	294	\$3,344.00
Billy Mayfair .....	T39	73-71-67-74	285	\$7,600.00	Nolan Henke .....	83	72-70-75-78	295	\$3,306.00
Blaine McCallister ..	T39	73-69-70-73	285	\$7,600.00	Nick Faldo .....	84	70-74-73-83	300	\$3,268.00
Bobby Wadkins ..	T39	71-70-69-75	285	\$7,600.00					

The following players did not finish (C=cut, W=withdrew, D=disqualified)

C—145- Jay Don Blake, Brandel Chamblee, Robert Gamez, Andrew Magee, Corey Pavin. 146- Stuart Appleby, Trevor Dodds, Lee Rinker, Steve Stricker, Lanny Wadkins, Mark Wiebe, Willie Wood. 147- Guy Boros, Joe Durant, Chris Perry, Mike Reid, Mike Springer, Scott Verplank. 148- Barry Cheesman, Gabriel Hjertstedt, Larry Rinker, Howard Twitty, Grant Waite. 149- Jeff Gallagher, Mike Hulbert. 150- Phil Tataurangi. 151- Wayne Levi. 152- Jim Gallagher, Jr., Paul Goydos. 153- Chris Smith. 156- Michael Christie. 157- John Daly. 158- David Lamb. 159- Chris Tucker. 166- Jeff Pinckney. W—71- Paul Azinger. D—73- Steve Jones.

# MCI CLASSIC



## TOURNAMENT HISTORY

Year	Winner	Score	Runner-up	Score	Location	Par/Yards
<b>HERITAGE CLASSIC</b>						
1969	Arnold Palmer	283	Richard Crawford Bert Yancey	286	Harbour Town GL, Hilton Head, SC	71/6657
1970	Bob Goalby	280	Lanny Wadkins	284	Harbour Town GL, Hilton Head, SC	71/6657
<b>SEA PINES HERITAGE CLASSIC</b>						
1971	Hale Irwin	279	Bob Lunn	280	Harbour Town GL, Hilton Head, SC	71/6657
1972	Johnny Miller	281	Tom Weiskopf	282	Ocean Course, Hilton Head, SC (first two rounds)	72/6600
					Harbour Town GL, Hilton Head, SC (second two rounds)	71/6657
1973	Hale Irwin	272	Jerry Heard	277	Harbour Town GL, Hilton Head, SC	71/6657
1974	Johnny Miller	276	Grier Jones			
1975	Jack Nicklaus	271	Gibby Gilbert	279	Harbour Town GL, Hilton Head, SC	71/6657
1976	Hubert Green	274	Tom Weiskopf	274	Harbour Town GL, Hilton Head, SC	71/6657
1977	Graham Marsh	273	Jerry McGee	279	Harbour Town GL, Hilton Head, SC	71/6657
1978	Hubert Green	277	Tom Watson	274	Harbour Town GL, Hilton Head, SC	71/6657
1979	Tom Watson	270	Hale Irwin	280	Harbour Town GL, Hilton Head, SC	71/6657
1980	*Doug Tewell	280	Ed Sneed	275	Harbour Town GL, Hilton Head, SC	71/6657
1981	Bill Rogers	278	Jerry Pate	280	Harbour Town GL, Hilton Head, SC	71/6657
			Bruce Devlin	279	Harbour Town GL, Hilton Head, SC	71/6657
			Hale Irwin			
			Gil Morgan			
			Craig Stadler			
1982	*Tom Watson	280	Frank Conner	280	Harbour Town GL, Hilton Head, SC	71/6657
1983	Fuzzy Zoeller	275	Jim Nelford	277	Harbour Town GL, Hilton Head, SC	71/6657
1984	Nick Faldo	270	Tom Kite	271	Harbour Town GL, Hilton Head, SC	71/6657
1985	*Bernhard Langer	273	Bobby Wadkins	273	Harbour Town GL, Hilton Head, SC	71/6657
1986	Fuzzy Zoeller	276	Chip Beck	277	Harbour Town GL, Hilton Head, SC	71/6657
			Roger Maltbie			
			Greg Norman			
<b>MCI HERITAGE CLASSIC</b>						
1987	Davis Love III	271	Steve Jones	272	Harbour Town GL, Hilton Head, SC	71/6657
1988	Greg Norman	271	David Frost	272	Harbour Town GL, Hilton Head, SC	71/6657
			Gil Morgan			
1989	Payne Stewart	268	Kenny Perry	273	Harbour Town GL, Hilton Head, SC	71/6657
1990	*Payne Stewart	276	Steve Jones	276	Harbour Town GL, Hilton Head, SC	71/6657
			Larry Mize			
1991	Davis Love III	271	Ian Baker-Finch	273	Harbour Town GL, Hilton Head, SC	71/6657
1992	Davis Love III	269	Chip Beck	273	Harbour Town GL, Hilton Head, SC	71/6657
1993	David Edwards	273	David Frost	275	Harbour Town GL, Hilton Head, SC	71/6657
1994	Hale Irwin	266	Greg Norman	268	Harbour Town GL, Hilton Head, SC	71/6657
<b>MCI CLASSIC</b>						
1995	*Bob Tway	275	David Frost	275	Harbour Town GL, Hilton Head, SC	71/6657
			Nolan Henke			
1996	Loren Roberts	265	Mark O'Meara	268	Harbour Town GL, Hilton Head, SC	71/6912
1997	Nick Price	269	Brad Faxon	275	Harbour Town GL, Hilton Head, SC	71/6915
			Jesper Parnevik			
1998	Davis Love III	266	Glen Day	273	Harbour Town GL, Hilton Head, SC	71/6916

Tournament Record: 265—Loren Roberts, 1996  
Course Record: 61—David Frost, 1994

KEY: \* = Playoff

# 1998 GREATER GREENSBORO CHRYSLER CLASSIC



Forest Oaks CC, Greensboro, NC  
Par: 36-36-72 Yards: 7,062

Purse: \$2,200,000  
April 23-26, 1998

**LEADERS: First Round**—Hal Sutton, at 7-under-par 65, led David Frost and Chris Perry by one stroke. **Second Round**—Bob Estes and Sutton, at 12-under-par 132, were four strokes ahead of Dudley Hart, defending champion Frank Nobilo and Lennie Clements. **Third Round**—Skip Kendall, Scott Verplank and Estes, at 12-under-par 204, were one stroke ahead of Ted Tryba and two ahead of Jerry Kelly and Sutton.

**Cut:** 77 players at 1-under-par 143 from a field of 156 players.

**PRO-AM:** \$10,000. Morning Individual—Jeff Maggert, 66, \$600. Afternoon Front Nine—Mike Brisky, 33, \$300. Afternoon Back Nine—Len Mattiace, 35, \$300. Morning Team—Robert Damron, 55, \$66. Afternoon Front Nine—Billy Mayfair, 28, \$300. Afternoon Back Nine—Ted Tryba, Brent Geiberger, 28, \$287.50 each.

**WEATHER:** Wednesday's pro-am was called at 5:20 p.m. due to heavy rain. Thursday's start was delayed one hour due to overnight rains. The lift-clean-and-place rule was in effect Thursday, Friday and Saturday. Beautiful Saturday and Sunday. Lift-clean-and-place rule in effect on hole No. 6 only Sunday.



**Winner: Trevor Dodds 68-69-70-69 276 \$396,000.00**

*(Won playoff with par-4 on first extra hole)*

Scott Verplank .....	2	67-71-66-72	276	\$237,600.00	Chris Perry .....	T38	66-75-68-77	286	\$9,680.00
Bob Estes .....	3	67-65-72-73	277	\$149,600.00	Lee Rinker .....	T38	70-69-72-75	286	\$9,680.00
Neal Lancaster .....	4	70-67-70-71	278	\$105,600.00	Kelly Gibson .....	T42	70-69-73-75	287	\$7,480.00
Frank Nobilo .....	5	71-65-71-72	279	\$88,000.00	J.P. Hayes .....	T42	71-72-69-75	287	\$7,480.00
Fred Funk .....	T6	72-69-67-72	280	\$76,450.00	Jimmy Johnston .....	T42	69-69-74-75	287	\$7,480.00
Phil Mickelson .....	T6	74-65-71-70	280	\$76,450.00	Len Mattiace .....	T42	71-71-70-75	287	\$7,480.00
Michael Bradley .....	T8	69-71-72-69	281	\$63,800.00	John Riegger .....	T42	72-70-76-69	287	\$7,480.00
Lennie Clements .....	T8	68-68-72-73	281	\$63,800.00	Clarence Rose .....	T42	73-70-69-75	287	\$7,480.00
Hal Sutton .....	T8	65-67-74-75	281	\$63,800.00	Joe Durant .....	T48	72-71-75-70	288	\$5,468.58
Jim Furyk .....	T11	70-67-73-72	282	\$46,640.00	Gabriel Hjertstedt .....	T48	70-70-71-77	288	\$5,468.57
Dudley Hart .....	T11	68-68-74-72	282	\$46,640.00	Glen Hnatiuk .....	T48	69-73-72-74	288	\$5,468.57
Jerry Kelly .....	T11	70-68-68-76	282	\$46,640.00	Greg Kraft .....	T48	69-71-74-74	288	\$5,468.57
Skip Kendall .....	T11	68-73-63-78	282	\$46,640.00	Steve Lowery .....	T48	75-68-72-73	288	\$5,468.57
Ted Tryba .....	T11	71-67-67-77	282	\$46,640.00	Dave Stockton, Jr. .....	T48	70-71-72-75	288	\$5,468.57
Clark Dennis .....	T16	69-70-73-71	283	\$30,862.86	Doug Tewell .....	T48	71-71-72-74	288	\$5,468.57
Jim Estes .....	T16	70-70-75-68	283	\$30,862.86	John Adams .....	T55	71-71-74-73	289	\$4,928.00
Harrison Frazar .....	T16	71-71-71-70	283	\$30,862.86	Fulton Allem .....	T55	69-74-69-77	289	\$4,928.00
Mike Hulbert .....	T16	69-73-72-69	283	\$30,862.86	Richard Coughlan .....	T55	74-68-73-74	289	\$4,928.00
Jeff Maggert .....	T16	71-69-71-72	283	\$30,862.86	Tim Loutstalot .....	T55	70-73-73-73	289	\$4,928.00
Tim Herron .....	T16	71-69-71-72	283	\$30,862.85	Brett Quigley .....	T55	69-69-76-75	289	\$4,928.00
John Maginnes .....	T16	68-72-70-73	283	\$30,862.85	Sonny Skinner .....	T55	72-69-73-75	289	\$4,928.00
Stuart Appleby .....	T23	70-69-70-75	284	\$18,542.86	Mark Wurtz .....	T55	70-70-73-76	289	\$4,928.00
Ben Bates .....	T23	71-72-71-70	284	\$18,542.86	Barry Cheesman .....	T62	70-71-74-75	290	\$4,664.00
Steve Flesch .....	T23	71-70-71-72	284	\$18,542.86	Jeff Gallagher .....	T62	74-69-73-74	290	\$4,664.00
David Toms .....	T23	70-70-73-71	284	\$18,542.86	Robert Gamez .....	T62	71-72-71-76	290	\$4,664.00
Fuzzy Zoeller .....	T23	67-73-69-75	284	\$18,542.86	Peter O'Malley .....	T62	70-72-73-75	290	\$4,664.00
Brad Faxon .....	T23	67-70-71-76	284	\$18,542.85	Kevin Wentworth .....	T62	69-71-74-76	290	\$4,664.00
Donnie Hammond .....	T23	69-70-69-76	284	\$18,542.85	Tom Byrum .....	T67	70-70-76-75	291	\$4,444.00
Stephen Ames .....	T30	71-70-66-78	285	\$12,787.50	Jim Carter .....	T67	71-70-73-77	291	\$4,444.00
Ronnie Black .....	T30	71-69-73-72	285	\$12,787.50	Jonathan Kaye .....	T67	69-74-73-75	291	\$4,444.00
David Edwards .....	T30	69-69-72-75	285	\$12,787.50	Tom Kite .....	T67	70-69-76-76	291	\$4,444.00
Steve Elkington .....	T30	71-71-67-76	285	\$12,787.50	Billy Mayfair .....	T67	70-69-75-77	291	\$4,444.00
David Frost .....	T30	66-75-68-76	285	\$12,787.50	Joe Daley .....	T72	73-69-75-75	292	\$4,290.00
Guy Hill .....	T30	71-71-69-74	285	\$12,787.50	Robert Damron .....	T72	70-73-75-74	292	\$4,290.00
Mike Standly .....	T30	69-71-75-70	285	\$12,787.50	Guy Boros .....	T74	73-70-73-77	293	\$4,202.00
Bobby Wadkins .....	T30	68-71-74-72	285	\$12,787.50	Brian Henninger .....	T74	76-67-75-75	293	\$4,202.00
Billy Andrade .....	T38	73-69-71-73	286	\$9,680.00	John Daly .....	76	72-70-76-79	297	\$4,136.00
Rocco Mediate .....	T38	68-72-74-72	286	\$9,680.00	Steve Stricker .....	77	72-71-74-81	298	\$4,092.00

The following players did not finish (C=cut, W=withdrew, D=disqualified)

**C—144-** Doug Barron, Brian Claar, Nicolas Fasth, Scott Gump, P.H. Horgan III, Kent Jones, Doug Martin, Spike McRoy, Craig Parry, Dave Rummells, Joey Sindelar, Mike Springer. **145-** Chip Beck, Michael Christie, Bob Friend, Brent Geiberger, Brian Kamm, Jim McGovern, John Morse, Mark O'Meara, Larry Rinker, Mike Small, Iain Steel, Phil Taturangi, Kirk Triplett, Omar Uresti, Grant Waite. **146-** Dave Barr, Jay Don Blake, Brad Fabel, Lan Gooch, Steve Pate, Kenny Perry, Dicky Pride, Esteban Toledo, Duffy Waldorf. **147-** Woody Austin, Andy Bean, Jay Delsing, Chris DiMarco, Jim Gallagher, Jr., Steve Jurgensen, Blaine McCallister, Keith Nolan, David Sutherland, Mark Wiebe. **148-** Tim Conley, Bruce Fleisher, Bob Gilder, Mike Heinen, Pete Jordan, Tom Pernice, Jr., Hugh Royer III, Kevin Sutherland, Howard Twitty. **149-** Craig Barlow, Ken Green, J.L. Lewis, Frank Lickliter, Vance Veazey. **150-** R.W. Eaks, Bobby Gage, Jon Hurst, Takashi Kamiyama, Hirokazu Kuniyoshi, Sandy Lyle. **151-** Mark Carnevale, Lee Porter, Chris Smith. **152-** Mike Brisky, Matt Cannon, Robin Freeman, Bradley Hughes. **153-** Matt Sharkey. **154-** Mike Weir. **155-** Franklin Langham, Brian Sullivan. **157-** Chris Tucker. **167-** Terry Johnson.

# GREATER GREENSBORO CHRYSLER CLASSIC




## TOURNAMENT HISTORY

Year	Winner	Score	Runner-up	Score	Location	Par/Yards
<b>GREATER GREENSBORO OPEN</b>						
1938	Sam Snead	272	Johnny Revolta	276	Starmount Forest CC, Greensboro, NC	71/6630
					Sedgefield CC, Greensboro, NC	70/6680
1939	Ralph Guldahl	280	Clayton Heafner	283	Starmount Forest CC, Greensboro, NC	71/6630
			Lawson Little		Sedgefield CC, Greensboro, NC	70/6680
1940	Ben Hogan	270	Craig Wood	279	Starmount Forest CC, Greensboro, NC	71/6630
					Sedgefield CC, Greensboro, NC	70/6680
1941	Byron Nelson	276	Victor Ghezzi	278	Starmount Forest CC, Greensboro, NC	71/6630
					Sedgefield CC, Greensboro, NC	70/6680
1942	Sam Byrd	279	Ben Hogan	281	Starmount Forest CC, Greensboro, NC	71/6630
			Lloyd Mangrum			
1943-	No Tournaments					
1944						
1945	Byron Nelson	271	Sam Byrd	279	Starmount Forest CC, Greensboro, NC	71/6630
1946	Sam Snead	270	Herman Keiser	276	Sedgefield CC, Greensboro, NC	70/6680
1947	Vic Ghezzi	286	Frank Stranahan	288	Starmount Forest CC, Greensboro, NC	71/6630
1948	Lloyd Mangrum	278	Lew Worsham	279	Sedgefield CC, Greensboro, NC	70/6680
1949	*Sam Snead	276	Lloyd Mangrum	276	Starmount Forest CC, Greensboro, NC	71/6630
1950	Sam Snead	269	Jimmy Demaret	279	Sedgefield CC, Greensboro, NC	70/6680
1951	Art Doering	279	Jim Ferrier	284	Starmount Forest CC, Greensboro, NC	71/6630
1952	Dave Douglas	277	Bobby Locke	278	Starmount Forest CC, Greensboro, NC	71/6630
1953	*Earl Stewart	275	Sam Snead	275	Sedgefield CC, Greensboro, NC	70/6680
1954	*Doug Ford	283	Marty Furgol	283	Starmount Forest CC, Greensboro, NC	71/6630
1955	Sam Snead	273	Julius Boros	274	Sedgefield CC, Greensboro, NC	70/6680
			Art Wall			
1956	*Sam Snead	279	Fred Wampler	279	Starmount Forest CC, Greensboro, NC	71/6630
1957	Stan Leonard	276	Mike Souchak	279	Sedgefield CC, Greensboro, NC	70/6680
1958	Bob Goalby	275	Dow Finsterwald	277	Starmount Forest CC, Greensboro, NC	71/6630
			Don January			
			Tony Lema			
			Sam Snead			
			Art Wall			
1959	Dow Finsterwald	278	Art Wall	280	Starmount Forest CC, Greensboro, NC	71/6630
1960	Sam Snead	270	Dow Finsterwald	272	Starmount Forest CC, Greensboro, NC	71/6630
1961	Mike Souchak	276	Sam Snead	283	Sedgefield CC, Greensboro, NC	70/6680
1962	Billy Casper	275	Mike Souchak	276	Sedgefield CC, Greensboro, NC	70/6680
1963	Doug Sanders	270	Jimmy Clark	274	Sedgefield CC, Greensboro, NC	70/6680
1964	*Julius Boros	277	Doug Sanders	277	Sedgefield CC, Greensboro, NC	70/6680
1965	Sam Snead	273	Billy Casper	278	Sedgefield CC, Greensboro, NC	70/6680
			Jack McGowan			
			Phil Rodgers			
1966	*Doug Sanders	276	Tom Weiskopf	276	Sedgefield CC, Greensboro, NC	70/6680
1967	George Archer	267	Doug Sanders	269	Sedgefield CC, Greensboro, NC	70/6680
1968	Billy Casper	267	George Archer	271	Sedgefield CC, Greensboro, NC	70/6680
			Gene Littler			
1969	*Gene Littler	274	Bobby Nichols	274	Sedgefield CC, Greensboro, NC	70/6680
			Julius Boros			
			Orville Moody			
			Tom Weiskopf			
1970	Gary Player	271	Miller Barber	273	Sedgefield CC, Greensboro, NC	71/7034
1971	*Bud Allin	275	Dave Eichelberger	275	Sedgefield CC, Greensboro, NC	71/7034
			Rod Funseth			
1972	*George Archer	272	Tommy Aaron	272	Sedgefield CC, Greensboro, NC	71/7034
1973	Chi Chi Rodriguez	267	Lou Graham	268	Sedgefield CC, Greensboro, NC	71/7012
			Ken Still			
1974	Bob Charles	270	Ray Floyd	271	Sedgefield CC, Greensboro, NC	71/7012
			Lee Trevino			



## GREATER GREENSBORO CHRYSLER CLASSIC



### TOURNAMENT HISTORY

Year	Winner	Score	Runner-up	Score	Location	Par/Yards
1975	Tom Weiskopf	275	Al Geiberger	278	Sedgefield CC, Greensboro, NC	71/6643
1976	Al Geiberger	268	Lee Trevino	270	Sedgefield CC, Greensboro, NC	71/6643
1977	Danny Edwards	276	George Burns Larry Nelson	280	Forest Oaks CC, Greensboro, NC	72/7075
1978	Seve Ballesteros	282	Jack Renner Fuzzy Zoeller	283	Forest Oaks CC, Greensboro, NC	72/6958
1979	Raymond Floyd	282	George Burns Gary Player	283	Forest Oaks CC, Greensboro, NC	72/6958
1980	Craig Stadler	275	George Burns Bill Kratzert Jack Newton Jerry Pate	281	Forest Oaks CC, Greensboro, NC	72/6958
1981	*Larry Nelson	281	Mark Hayes	281	Forest Oaks CC, Greensboro, NC	72/6984
1982	Danny Edwards	285	Bobby Clampett	286	Forest Oaks CC, Greensboro, NC	72/6984
1983	Lanny Wadkins	275	Craig Stadler Denis Watson	280	Forest Oaks CC, Greensboro, NC	72/6984
1984	Andy Bean	280	George Archer	282	Forest Oaks CC, Greensboro, NC	72/6984
1985	Joey Sindelar	285	Isao Aoki Craig Stadler	286	Forest Oaks CC, Greensboro, NC	72/6984
1986	Sandy Lyle	275	Andy Bean	277	Forest Oaks CC, Greensboro, NC	72/6984
1987	Scott Simpson	282	Clarence Rose	284	Forest Oaks CC, Greensboro, NC	72/6984
<b>KMART GREATER GREENSBORO OPEN</b>						
1988	*Sandy Lyle	271	Ken Green	271	Forest Oaks CC, Greensboro, NC	72/6984
1989	Ken Green	277	John Huston	279	Forest Oaks CC, Greensboro, NC	72/6984
1990	Steve Elkington	282	Mike Reid Jeff Sluman	284	Forest Oaks CC, Greensboro, NC	72/6984
1991	*Mark Brooks	275	Gene Sauers	275	Forest Oaks CC, Greensboro, NC	72/6984
1992	Davis Love III	272	John Cook	278	Forest Oaks CC, Greensboro, NC	72/6984
1993	*Rocco Mediate	281	Steve Elkington	281	Forest Oaks CC, Greensboro, NC	72/6984
1994	Mike Springer	275	Brad Bryant Ed Humenik Hale Irwin	278	Forest Oaks CC, Greensboro, NC	72/6984
1995	Jim Gallagher, Jr.	274	Peter Jacobsen Jeff Sluman	275	Forest Oaks CC, Greensboro, NC	72/6984
<b>GREATER GREENSBORO CHRYSLER CLASSIC</b>						
1996	Mark O'Meara	274	Duffy Waldorf	276	Forest Oaks CC, Greensboro, NC	72/7062
1997	*Frank Nobile	274	Brad Faxon	274	Forest Oaks CC, Greensboro, NC	72/7062
1998	*Trevor Dodds	276	Scott Verplank	276	Forest Oaks CC, Greensboro, NC	72/7062

Tournament Record: 267—George Archer, 1967; Billy Casper, 1968; Chi Chi Rodriguez, 1973  
(all Sedgefield CC)

Current Course Record: 62—Davis Love III, 1992; Mark O'Meara, 1996

KEY: \* = Playoff

### GREATER GREENSBORO CHRYSLER CLASSIC NOTE

**Sam Snead** is the only player to win consecutive Greater Greensboro Chrysler Classics, and he did it twice. Snead won back-to-back Greensboro titles in 1949-50 and 1955-56.

# 1998 SHELL HOUSTON OPEN



Tournament Players Course at The Woodlands    Purse: \$2,000,000  
The Woodlands, TX    April 30-May 3, 1998  
Par: 36-36-72    Yards: 7,018

**LEADERS: First Round**—Scott Hoch and Franklin Langham shot 6-under-par 66 and led Mike Hulbert, Guy Boros, Bruce Lietzke and Jay Delsing by one stroke. **Second Round**—Dan Forsman and Lee Janzen shared the lead at 6-under-par 138. David Duval trailed by one stroke. **Third Round**—Jeff Maggert and Forsman, at 10-under-par 206, led Janzen by one and Fred Couples by two strokes.



**CUT:** 73 players at 2-over-par 146 from a field of 156.

**PRO-AM:** \$10,000. Individual—Tom Kite, 67, \$1,000. Team—Dudley Hart, 54, \$1,000.

**WEATHER:** Beautiful Wednesday through Friday. Winds gusted to 20 mph Friday. Fog caused a 15-minute delay in Saturday's start. There were storms in the area Saturday and Sunday afternoon, but no delays.

**Winner: David Duval    69-70-73-64    276    \$360,000.00**

Jeff Maggert .....	2	71-71-64-71	277	\$216,000.00	Tom Kite .....	T36	69-75-69-74	287	\$8,812.50
Fred Couples .....	3	72-68-70-68	278	\$136,000.00	Peter O'Malley .....	T36	70-70-74-73	287	\$8,812.50
Dudley Hart .....	T4	70-72-70-67	279	\$88,000.00	Kenny Perry .....	T36	71-71-75-70	287	\$8,812.50
Lee Janzen .....	T4	69-69-71-70	279	\$88,000.00	Doug Tewell .....	T36	68-75-75-69	287	\$8,812.50
Dan Forsman .....	T6	68-70-68-74	280	\$64,750.00	Esteban Toledo .....	T36	74-69-72-72	287	\$8,812.50
Jerry Kelly .....	T6	71-71-70-68	280	\$64,750.00	D.A. Weibring .....	T36	75-69-71-72	287	\$8,812.50
Dave Stockton, Jr. ....	T6	74-71-67-68	280	\$64,750.00	Dave Barr .....	T44	72-73-72-71	288	\$6,600.00
Hal Sutton .....	T6	70-73-69-68	280	\$64,750.00	Peter Jacobsen .....	T44	75-70-72-71	288	\$6,600.00
Stephen Ames .....	10	72-68-71-70	281	\$54,000.00	Sonny Skinner .....	T44	74-71-71-72	288	\$6,600.00
Skip Kendall .....	11	73-72-70-67	282	\$50,000.00	Doug Barron .....	T47	75-70-72-72	289	\$5,206.67
Joe Durant .....	T12	70-72-71-70	283	\$39,200.00	J.P. Hayes .....	T47	70-75-74-70	289	\$5,206.67
Steve Flesch .....	T12	75-71-69-68	283	\$39,200.00	Keith Nolan .....	T47	70-76-72-71	289	\$5,206.67
Scott Hoch .....	T12	66-76-73-68	283	\$39,200.00	Paul Stankowski .....	T47	70-75-74-70	289	\$5,206.67
John Huston .....	T12	71-69-73-70	283	\$39,200.00	Blaine McCallister .....	T47	71-71-74-73	289	\$5,206.67
Franklin Langham .....	T12	66-74-71-72	283	\$39,200.00	John Morse .....	T47	69-76-72-72	289	\$5,206.67
Olin Browne .....	T17	69-77-68-70	284	\$28,000.00	Richard Coughlan .....	T53	72-73-73-72	290	\$4,586.67
Jim Gallagher, Jr. ....	T17	74-72-68-70	284	\$28,000.00	Greg Kraft .....	T53	70-75-73-72	290	\$4,586.67
Mike Hulbert .....	T17	67-73-71-73	284	\$28,000.00	Jim McGovern .....	T53	73-73-71-73	290	\$4,586.67
Bruce Lietzke .....	T17	67-76-72-69	284	\$28,000.00	Payne Stewart .....	T53	71-74-74-71	290	\$4,586.67
Grant Waite .....	T17	73-72-69-70	284	\$28,000.00	Rick Fehr .....	T53	71-70-71-78	290	\$4,586.67
Ben Bates .....	T22	71-71-73-70	285	\$17,550.00	Robert Thompson .....	T53	73-72-72-73	290	\$4,586.67
Guy Boros .....	T22	67-76-72-70	285	\$17,550.00	Jim Carter .....	T59	74-71-73-73	291	\$4,340.00
Bobby Gage .....	T22	71-73-74-67	285	\$17,550.00	Joe Daley .....	T59	72-74-73-72	291	\$4,340.00
Donnie Hammond .....	T22	68-76-69-72	285	\$17,550.00	John Mahaffey .....	T59	73-73-76-69	291	\$4,340.00
Clarence Rose .....	T22	76-70-70-69	285	\$17,550.00	Brett Quigley .....	T59	74-70-75-72	291	\$4,340.00
Mike Sullivan .....	T22	70-72-74-69	285	\$17,550.00	Lee Rinker .....	T59	69-76-72-74	291	\$4,340.00
David Sutherland .....	T22	73-69-74-69	285	\$17,550.00	Joey Sindelar .....	T59	73-72-73-73	291	\$4,340.00
Phil Tataurangi .....	T22	70-73-74-68	285	\$17,550.00	Doug Martin .....	T65	72-74-72-74	292	\$4,180.00
Kelly Gibson .....	T30	72-71-71-72	286	\$12,150.00	Craig Parry .....	T65	72-72-75-73	292	\$4,180.00
Pete Jordan .....	T30	73-71-70-72	286	\$12,150.00	Jay Delsing .....	T67	67-73-78-75	293	\$4,080.00
Phil Mickelson .....	T30	71-75-72-68	286	\$12,150.00	Gabriel Hjertstedt .....	T67	72-73-71-77	293	\$4,080.00
Chris Perry .....	T30	76-69-72-69	286	\$12,150.00	Mike Standly .....	T67	72-74-75-72	293	\$4,080.00
Omar Uresti .....	T30	74-72-69-71	286	\$12,150.00	Fred Funk .....	T70	72-74-73-75	294	\$3,980.00
Willie Wood .....	T30	70-75-72-69	286	\$12,150.00	Lanny Wadkins .....	T70	68-76-76-74	294	\$3,980.00
Brandel Chamblee .....	T36	74-72-70-71	287	\$8,812.50	Bradley Hughes .....	72	70-76-73-77	296	\$3,920.00
Bob Gilder .....	T36	72-72-74-69	287	\$8,812.50	Zoran Zorkic .....	73	72-74-74-77	297	\$3,880.00

The following players did not finish (C=cut, W=withdrew, D=disqualified)

C—147- John Adams, Ronnie Black, Keith Fergus, Bob Friend, Jay Haas, Steve Jurgensen, Jonathan Kaye, Spike McRoy, Tom Pernice, Jr., Larry Rinker, Tony Sills, Curtis Strange, Howard Twitty. 148- Craig Barlow, Phil Blackmar, Mark Brooks, Brad Fabel, Bruce Fleisher, Scott Gump, Mike Heinen, Scott McCarron, Kevin Sutherland. 149- Lennie Clements, Clark Dennis, Brent Geiberger, Kent Jones, Neal Lancaster, David Ogrin, Hugh Royer III, Greg Twiggs, Bobby Wadkins. 150- Chris DiMarco, Robert Gamez, Nolan Henke, J.L. Lewis, Iain Steel, Ted Tryba. 151- Billy Ray Brown, Mark Carnevale, Barry Cheesman, Brian Claar, John Cook, Steve Elkington, Lee Porter, Mike Springer, Duffy Waldorf. 152- Tommy Armour III, Tom Byrum, Jaime Gomez, Guy Hill, John Riegger, Vance Veazey, Mike Weir, Kevin Wentworth, Mark Wurtz. 153- Danny Edwards, Robin Freeman, Lan Gooch, Jimmy Johnston, Chris Smith, Tim Thelen. 154- Harrison Frazar, Paul Goydos, Mike Reid. 155- Andy Bean, Chip Beck, Ken Green. 156- Tim Loutstalot, Dicky Pride. 157- Tim Conley, Bill McKenzie. 158- Jim Estes, Heath Fell, Kirk Triplett. 159- Nicolas Fasth. 160- Brian Kamm. 162- Mark Klement. 168- Fulton Allem. W—76- R.W. Eaks, Mike Small. 77- Michael Christie. 79- Dave Rummells. Glen Hnatiuk.

# SHELL HOUSTON OPEN



## TOURNAMENT HISTORY

Year	Winner	Score	Runner-up	Score	Location	Par/Yards
<b>TOURNAMENT OF CHAMPIONS</b>						
1946	Byron Nelson	274	Ben Hogan	276	River Oaks CC, Houston, TX	71/6588
1947	Bobby Locke	277	Johnny Palmer Ellsworth Vines	282	Memorial Park GC, Houston, TX	72/7421
1948	No Tournament					
1949	John Palmer	272	Cary Middlecoff	273	Pine Forest CC, Houston, TX	72/6510
<b>HOUSTON OPEN</b>						
1950	Cary Middlecoff	277	Pete Cooper	280	Brae Burn CC, Houston, TX	72/6725
1951	Marty Furgol	277	Jack Burke, Jr.	278	Memorial Park GC, Houston, TX	70/7212
1952	Jack Burke, Jr.	277	Frank Stranahan	283	Memorial Park GC, Houston, TX	70/7212
1953	*Cary Middlecoff	283	Jim Ferrier Shelley Mayfield Earl Stewart Bill Nary	283	Memorial Park GC, Houston, TX	70/7212
1954	Dave Douglas	277	Cary Middlecoff	279	Memorial Park GC, Houston, TX	70/7212
1955	Mike Souchak	273	Jerry Barber	275	Memorial Park GC, Houston, TX	70/7212
1956	Ted Kroll	277	Jack Burke, Jr. Dave Douglas	280	Memorial Park GC, Houston, TX	70/7212
1957	Arnold Palmer	279	Doug Ford	280	Memorial Park GC, Houston, TX	70/7212
1958	Ed Oliver	281	Roberto De Vincenzo Jay Hebert	282	Memorial Park GC, Houston, TX	70/7212
<b>HOUSTON CLASSIC</b>						
1959	*Jack Burke, Jr.	277	Julius Boros	277	Memorial Park GC, Houston, TX	70/7212
1960	*Bill Collins	280	Arnold Palmer	280	Memorial Park GC, Houston, TX	70/7212
1961	*Jay Hebert	276	Ken Venturi	276	Memorial Park GC, Houston, TX	72/7122
1962	*Bobby Nichols	278	Jack Nicklaus Dan Sikes	278	Memorial Park GC, Houston, TX	72/7021
1963	Bob Charles	268	Fred Hawkins	269	Memorial Park GC, Houston, TX	72/7021
1964	Mike Souchak	278	Jack Nicklaus	279	Sharpstown CC, Houston, TX	71/7021
1965	Bobby Nichols	273	Bruce Devlin Chi Chi Rodriguez	274	Sharpstown CC, Houston, TX	71/7021
<b>HOUSTON CHAMPIONS INTERNATIONAL</b>						
1966	Arnold Palmer	275	Gardner Dickinson	276	Champions GC, Houston, TX	71/7166
(NOTE: Tournament postponed in April 1966; rescheduled to November)						
1967	Frank Beard	274	Arnold Palmer	275	Champions GC, Houston, TX	71/7166
1968	Roberto De Vincenzo	274	Lee Trevino	275	Champions GC, Houston, TX	71/7166
1969	No Tournament (Champions served as site for U.S. Open)					
1970	*Gibby Gilbert	282	Bruce Crampton	282	Champions GC, Houston, TX	70/7166
1971	*Hubert Green	280	Don January	280	Champions GC, Houston, TX	70/7166
<b>HOUSTON OPEN</b>						
1972	Bruce Devlin	278	Tommy Aaron Lou Graham Doug Sanders	280	Westwood CC, Houston, TX	72/6998
1973	Bruce Crampton	277	Dave Stockton	278	Quail Valley GC, Houston, TX	72/6905
1974	Dave Hill	276	Rod Curl Steve Melnyk Andy North	277	Quail Valley GC, Houston, TX	72/6905
1975	Bruce Crampton	273	Gil Morgan	275	Woodlands CC, The Woodlands, TX	72/6929
1976	Lee Elder	278	Forrest Fezler	279	Woodlands CC, The Woodlands, TX	72/6997
1977	Gene Littler	276	Lanny Wadkins	279	Woodlands CC, The Woodlands, TX	72/6997
1978	Gary Player	270	Andy Bean	271	Woodlands CC, The Woodlands, TX	72/6997
1979	Wayne Levi	268	Michael Brannan	270	Woodlands CC, The Woodlands, TX	71/6918
<b>MICHELOB HOUSTON OPEN</b>						
1980	*Curtis Strange	266	Lee Trevino	266	Woodlands CC, The Woodlands, TX	71/6918
1981	-Ron Streck	198	Hale Irwin Jerry Pate	201	Woodlands CC, The Woodlands, TX	71/7071
1982	*Ed Sneed	275	Bob Shearer	275	Woodlands CC, The Woodlands, TX	71/7031

# SHELL HOUSTON OPEN



## TOURNAMENT HISTORY

Year	Winner	Score	Runner-up	Score	Location	Par/Yards
<b>HOUSTON COCA-COLA OPEN</b>						
1983	David Graham	275	Lee Elder Jim Thorpe Lee Trevino	280	Woodlands CC, The Woodlands, TX	71/7031
1984	Corey Pavin	274	Buddy Gardner	275	Woodlands CC, The Woodlands, TX	71/7031
<b>HOUSTON OPEN</b>						
1985	Raymond Floyd	277	David Frost Bob Lohr	278	TPC at The Woodlands, The Woodlands, TX	72/7042
1986	*Curtis Strange	274	Calvin Peete	274	TPC at The Woodlands, The Woodlands, TX	72/7045
<b>BIG I HOUSTON OPEN</b>						
1987	*Jay Haas	276	Buddy Gardner	276	TPC at The Woodlands, The Woodlands, TX	72/7042
<b>INDEPENDENT INSURANCE AGENT OPEN</b>						
1988	*Curtis Strange	270	Greg Norman	270	TPC at The Woodlands, The Woodlands, TX	72/7045
1989	Mike Sullivan	280	Craig Stadler	281	TPC at The Woodlands, The Woodlands, TX	72/7042
1990	~*Tony Sills	204	Gil Morgan	204	TPC at The Woodlands, The Woodlands, TX	72/7042
1991	Fulton Allem	273	Billy Ray Brown Mike Hulbert Tom Kite	274	TPC at The Woodlands, The Woodlands, TX	72/7042
(NOTE: Tournament postponed in April 1991; rescheduled to October)						
<b>SHELL HOUSTON OPEN</b>						
1992	Fred Funk	272	Kirk Triplett	274	TPC at The Woodlands, The Woodlands, TX	72/7042
1993	~*Jim McGovern	199	John Huston	199	TPC at The Woodlands, The Woodlands, TX	72/7042
1994	Mike Heinen	272	Tom Kite Jeff Maggert Hal Sutton	275	TPC at The Woodlands, The Woodlands, TX	72/7042
1995	*Payne Stewart	276	Scott Hoch	276	TPC at The Woodlands, The Woodlands, TX	72/7042
1996	*Mark Brooks	274	Jeff Maggert	274	TPC at The Woodlands, The Woodlands, TX	72/7042
1997	*Phil Blackmar	276	Kevin Sutherland	276	TPC at The Woodlands, The Woodlands, TX	72/7042
1998	David Duval	276	Jeff Maggert	277	TPC at The Woodlands, The Woodlands, TX	72/7018

Tournament Record: 266 — Curtis Strange, 1980; Lee Trevino, 1980 (both Woodlands CC)  
 Current Course Record: 62 — Fred Funk, 1992

KEY: \* = Playoff ~ = Weather-shortened

## SHELL HOUSTON OPEN NOTE


**Curtis Strange** is the only player in PGA TOUR history to win three playoffs at the same event. Strange won the 1980, 1986 and 1988 Shell Houston Opens via the playoff route. He also is the only three-time winner of the tournament.

No PGA TOUR event has needed more playoffs to decide a winner during the 1990s than the Shell Houston Open. Extra holes have been necessary in five of the last nine tournaments.

# 1998 BELLSOUTH CLASSIC


Tournament Players Club at Sugarloaf, Duluth, GA  
Par: 36-36-72 Yards: 7,259

Purse: \$1,800,000  
May 7-10, 1998



**LEADERS: First Round**—Mark Calcavecchia opened with a 7-under-par 65. Steve Flesch and Esteban Toledo trailed by one stroke. **Second Round**—Craig Parry and Jay Don Blake, at 9-under-par 135, led John Huston, Tiger Woods, Spike McRoy and Glen Hnatiuk by one. **Third Round**—Woods, after shooting a 63, was at 17-under-par 199. Blake trailed by three strokes and Stewart Cink by four.

**Cut:** 73 players at even-par 144 from a field of 156.



**PRO-AM:** \$10,000. Individual—Rocco Mediate, Bob Tway, Stewart Cink, D.A. Weirbring, Jay Haas, Paul Goydos, Larry Mize, 68, \$615.72 each. Team—Russ Cochran, Willie Wood, 54, \$900 each.

**WEATHER:** Lightning in the area caused a delay from 8:30 a.m.-noon Thursday. Play was suspended due to darkness at 7:30 p.m. with 78 players on the course. The first round resumed at 10:30 a.m. Friday, while the second round began at noon under lift-clean-and-place rule. The second round was suspended due to darkness at 8:15 p.m. with 77 players on the course and resumed at 7:30 a.m. Saturday, while the third round started at 12:20 p.m. off two tees. Due to heavy overnight rains, the final round was delayed 15 minutes. The lift-clean-and-place rule was in effect for Sunday's two-tee start.

**Winner: Tiger Woods 69-67-63-72 271 \$324,000.00**

Jay Don Blake .....	2	67-68-67-70	272	\$194,400.00	Guy Hill .....	T36	71-69-69-75	284	\$7,569.00
Steve Flesch .....	T3	66-71-68-69	274	\$104,400.00	Mike Hulbert .....	T36	73-70-68-73	284	\$7,569.00
Esteban Toledo .....	T3	66-75-66-67	274	\$104,400.00	Jimmy Johnston .....	T36	70-69-74-71	284	\$7,569.00
Stewart Cink .....	T5	67-71-65-72	275	\$61,020.00	Tom Lehman .....	T36	72-72-70-70	284	\$7,569.00
Bill Glasson .....	T5	68-73-68-66	275	\$61,020.00	Frank Lickliter .....	T36	67-76-71-70	284	\$7,569.00
John Huston .....	T5	68-68-71-68	275	\$61,020.00	Scott McCarron .....	T36	71-73-69-71	284	\$7,569.00
Bob Tway .....	T5	73-69-66-67	275	\$61,020.00	Tom Pernice, Jr. .....	T36	69-71-73-71	284	\$7,569.00
Scott Verplank .....	T5	67-74-69-65	275	\$61,020.00	Kenny Perry .....	T36	71-71-71-71	284	\$7,569.00
Clark Dennis .....	T10	72-65-71-68	276	\$46,800.00	Matt Kuchar .....	T36	70-69-71-74	284	Amateur
Trevor Dodds .....	T10	71-67-72-66	276	\$46,800.00	Russ Cochran .....	T47	73-71-71-70	285	\$5,244.00
Clarence Rose .....	T12	70-70-69-68	277	\$39,600.00	Bob Friend .....	T47	74-70-69-72	285	\$5,244.00
Grant Waite .....	T12	68-70-72-67	277	\$39,600.00	Hale Irwin .....	T47	72-70-74-69	285	\$5,244.00
David Duval .....	T14	67-73-73-65	278	\$31,500.00	Craig Barlow .....	T50	70-69-71-76	286	\$4,361.15
Lee Janzen .....	T14	71-69-68-70	278	\$31,500.00	Dan Forsman .....	T50	70-69-76-71	286	\$4,361.15
Jerry Kelly .....	T14	68-71-69-70	278	\$31,500.00	Barry Cheesman .....	T50	70-74-73-69	286	\$4,361.14
Craig Parry .....	T14	69-66-72-71	278	\$31,500.00	Jeff Gallagher .....	T50	72-67-67-80	286	\$4,361.14
Glen Hnatiuk .....	18	67-69-70-73	279	\$27,000.00	Jay Haas .....	T50	71-71-74-70	286	\$4,361.14
Stephen Ames .....	T19	70-69-70-71	280	\$21,816.00	J.L. Lewis .....	T50	69-73-74-70	286	\$4,361.14
Bob Estes .....	T19	69-74-66-71	280	\$21,816.00	Steve Stricker .....	T50	70-73-66-77	286	\$4,361.14
Scott Gump .....	T19	70-70-68-72	280	\$21,816.00	Andrew Magee .....	T57	73-68-73-73	287	\$4,086.00
Spike McRoy .....	T19	68-68-72-72	280	\$21,816.00	Jeff Sluman .....	T57	71-70-74-72	287	\$4,086.00
Bobby Wadkins .....	T19	70-72-69-69	280	\$21,816.00	Mark Calcavecchia .....	T59	65-75-76-73	289	\$3,978.00
Jim Gallagher, Jr. ....	T24	74-70-68-69	281	\$15,840.00	Bobby Gage .....	T59	73-69-71-76	289	\$3,978.00
Greg Kraft .....	T24	71-71-69-70	281	\$15,840.00	Gene Sauers .....	T59	71-72-67-79	289	\$3,978.00
Hal Sutton .....	T24	67-72-70-72	281	\$15,840.00	Paul Stankowski .....	T59	71-73-74-71	289	\$3,978.00
Joe Daley .....	T27	68-74-69-71	282	\$13,320.00	Brad Faxon .....	T63	72-70-75-73	290	\$3,870.00
Larry Mize .....	T27	70-72-69-71	282	\$13,320.00	Rocco Mediate .....	T63	72-72-73-73	290	\$3,870.00
Dicky Pride .....	T27	71-73-67-71	282	\$13,320.00	Billy Andrade .....	T65	70-74-72-75	291	\$3,780.00
Glen Day .....	T30	72-72-68-71	283	\$10,935.00	Brandel Chamblee .....	T65	73-69-75-74	291	\$3,780.00
Paul Goydos .....	T30	71-70-67-75	283	\$10,935.00	Kent Jones .....	T65	70-72-73-76	291	\$3,780.00
Tim Herron .....	T30	68-69-77-69	283	\$10,935.00	Robin Freeman .....	T68	69-72-73-79	293	\$3,690.00
Franklin Langham .....	T30	71-69-70-73	283	\$10,935.00	Gary Hallberg .....	T68	73-71-76-73	293	\$3,690.00
Steve Pate .....	T30	72-68-74-69	283	\$10,935.00	Steve Jurgensen .....	70	70-72-74-78	294	\$3,636.00
Nick Price .....	T30	73-70-69-71	283	\$10,935.00	Ben Bates .....	71	70-74-76-75	295	\$3,600.00
Robert Gamez .....	T36	74-68-68-74	284	\$7,569.00	Nolan Henke .....	72	72-69-76-80	297	\$3,564.00
Brian Henninger .....	T36	71-72-68-73	284	\$7,569.00	Mark Carnevale .....	73	72-72-79-76	299	\$3,528.00

The following players did not finish (C=cut, W=withdrew, D=disqualified)

**C—145:** Stuart Appleby, Dave Barr, Richard Coughlan, Chris DiMarco, Bruce Fleisher, Sandy Lyle, Mike Reid, Chris Smith, David Sutherland, Omar Uresti, Duffy Waldorf, Mike Weir. **146:** Phil Blackmar, Brian Claar, Lennie Clements, Donnie Hammond, P.H. Horgan III, Skip Kendall, Brett Quigley, Larry Rinker, Charlie Rymor, Ted Tryba, D.A. Weirbring, Mark Wurtz. **147:** Doug Barron, Jim Carter, R.W. Eaks, Keith Fergus, Fred Funk, Jim McGovern, Chris Perry, Kevin Sutherland, Dicky Thompson, David Toms, Kevin Wentworth. **148:** Chip Beck, Mike Brisky, John Daly, Nicolas Fasth, Rick Fehr, Harrison Frazar, Kelly Gibson, Lan Gooch, J.P. Hayes, Peter Jacobsen, John Riegger, Hugh Royer III, Mike Sullivan, Tommy Tolles. **149:** Bob Gilder, Bradley Hughes, Pete Morgan, John Morse, Keith Nolan, Phil Tataurangi, Willie Wood. **150:** Tim Conley, Jay Delsing, Joe Durant, Don Pooley, Tommy Roddy, Sonny Skinner, Mike Small, Mike Springer, Howard Twitty. **151:** Andy Bean, Ben Crenshaw, Jim Estes, Ken Green, Pete Jordan, Tim Loutalot, James Mason, Lee Porter. **152:** Brian Kamm, Iain Steel, Vance Veazey. **153:** Olin Browne. **154:** Stephen Keppler. **158:** Brian Putterbaugh. **164:** Michael Christie. **W—80:** Danny Edwards. **D—79:** Jason Perry. **144:** Guy Boros.



# BELLSOUTH CLASSIC



## TOURNAMENT HISTORY

Year	Winner	Score	Runner-up	Score	Location	Par/Yards
<b>ATLANTA CLASSIC</b>						
1967	Bob Charles	282	Tommy Bolt Richard Crawford Gardner Dickinson	284	Atlanta CC, Atlanta, GA	72/7007
1968	Bob Lunn	280	Lee Trevino	283	Atlanta CC, Atlanta, GA	72/7007
1969	*Bert Yancey	277	Bruce Devlin	277	Atlanta CC, Atlanta, GA	72/7007
1970	Tommy Aaron	275	Dan Sikes	276	Atlanta CC, Atlanta, GA	72/7007
1971	*Gardner Dickinson	275	Jack Nicklaus	275	Atlanta CC, Atlanta, GA	72/7007
1972	Bob Lunn	275	Gary Player	277	Atlanta CC, Atlanta, GA	72/7007
1973	Jack Nicklaus	272	Tom Weiskopf	274	Atlanta CC, Atlanta, GA	72/7007
1974	No Tournament (Atlanta CC served as site for Tournament Players Championship)					
1975	Hale Irwin	271	Tom Watson	275	Atlanta CC, Atlanta, GA	72/7007
1976	No Tournament (Atlanta Athletic Club served as site for U.S. Open)					
1977	Hale Irwin	273	Steve Veriato	274	Atlanta CC, Atlanta, GA	72/7007
1978	Jerry Heard	269	Lou Graham Bob Murphy Tom Watson	271	Atlanta CC, Atlanta, GA	72/7007
1979	Andy Bean	265	Joe Inman	273	Atlanta CC, Atlanta, GA	72/7007
1980	Larry Nelson	270	Andy Bean Don Pooley	277	Atlanta CC, Atlanta, GA	72/7007
1981	*Tom Watson	277	Tommy Valentine	277	Atlanta CC, Atlanta, GA	72/7007
<b>GEORGIA-PACIFIC ATLANTA GOLF CLASSIC</b>						
1982	*Keith Fergus	273	Ray Floyd	273	Atlanta CC, Atlanta, GA	72/7007
1983	~Calvin Peete	206	Chip Beck Jim Colbert Don Pooley	208	Atlanta CC, Atlanta, GA	72/7007
1984	Tom Kite	269	Don Pooley	274	Atlanta CC, Atlanta, GA	72/7007
1985	*Wayne Levi	273	Steve Pate	273	Atlanta CC, Atlanta, GA	72/7007
1986	Bob Tway	269	Hal Sutton	271	Atlanta CC, Atlanta, GA	72/7007
1987	Dave Barr	265	Larry Mize	269	Atlanta CC, Atlanta, GA	72/7007
1988	Larry Nelson	268	Chip Beck	269	Atlanta CC, Atlanta, GA	72/7007
<b>BELLSOUTH ATLANTA GOLF CLASSIC</b>						
1989	Scott Simpson	278	Bob Tway	278	Atlanta CC, Atlanta, GA	72/7007
1990	Wayne Levi	275	Keith Clearwater Larry Mize Nick Price	276	Atlanta CC, Atlanta, GA	72/7007
1991	*Corey Pavin	272	Steve Pate	272	Atlanta CC, Atlanta, GA	72/7007
<b>BELLSOUTH CLASSIC</b>						
1992	Tom Kite	272	Jay Don Blake	275	Atlanta CC, Atlanta, GA	72/7007
1993	Nolan Henke	271	Mark Calcavecchia Nick Price Tom Sieckmann	273	Atlanta CC, Atlanta, GA	72/7007
1994	John Daly	274	Nolan Henke Brian Henninger	275	Atlanta CC, Atlanta, GA	72/7007
1995	Mark Calcavecchia	271	Jim Gallagher, Jr.	273	Atlanta CC, Atlanta, GA	72/7007
1996	*Paul Stankowski	280	Brandel Chamblee	280	Atlanta CC, Atlanta, GA	72/7018
1997	Scott McCarron	274	David Duval Brian Henninger Lee Janzen	277	TPC at Sugarloaf, Duluth, GA	72/7259
1998	Tiger Woods	271	Jay Don Blake	272	TPC at Sugarloaf, Duluth, GA	72/7259

Tournament Record: 265—Andy Bean, 1979; Cave Barr, 1987 (both at Atlanta CC)  
Current Course Record: 63—Tiger Woods, 1998

KEY: \* = Playoff ~ = Weather-shortened

# 1998 GTE BYRON NELSON CLASSIC

**GTE**  
**Byron Nelson**  
*Classic*

**Tournament Players Course at Las Colinas**  
**Irving, TX**  
**Par: 35-35-70 Yards: 6,924**  
**Cottonwood Valley Course**  
**Par: 34-36-70 Yards: 6,846**

**Purse: \$2,500,000**  
**May 14-17, 1998**

**LEADERS: First Round**—Bob Friend (TPC) shot a 7-under-par 63 to lead Tom Watson (CV) and Harrison Frazer (CV) by one stroke. **Second Round**—Hal Sutton (CV), at 9-under-par 131, led Frazer (TPC) by one stroke. **Third Round**—Fred Couples, after a 63, was at 14-under-par 196, two strokes ahead of Frazer.



**CUT:** 79 players at 1-under-par 139 from a field of 156.

**PRO-AM:** \$20,000. TPC Individual—John Daly, 66, \$1,000. TPC Team—Tommy Armour III, 53, \$1,000. Cottonwood Valley Individual—Jeff Maggert, Bob Tway, 64, \$900 each. Cottonwood Valley Team—Kenny Perry, 48, \$1,000.

**WEATHER:** Hazy, hot and windy Thursday and Friday. Hot with less wind Saturday. The haze and wind returned Sunday.

**Winner: John Cook 66-68-66-65 265 \$450,000.00**

Fred Couples .....	T2	66-67-63-72	268	\$186,666.67	Justin Leonard .....	T35	68-69-69-70	276	\$11,546.87
Hal Sutton .....	T2	66-65-68-69	268	\$186,666.67	Esteban Toledo .....	T35	72-67-66-71	276	\$11,546.87
Harrison Frazer .....	T2	64-68-66-70	268	\$186,666.66	Ben Crenshaw .....	T43	70-69-70-68	277	\$7,612.50
Steve Stricker .....	5	67-72-65-65	269	\$100,000.00	Trevor Dodds .....	T43	68-71-65-73	277	\$7,612.50
Bob Friend .....	T6	63-70-68-69	270	\$83,750.00	R.W. Eaks .....	T43	66-73-69-69	277	\$7,612.50
Scott McCarron .....	T6	66-72-68-64	270	\$83,750.00	Scott Gump .....	T43	65-70-69-73	277	\$7,612.50
Phil Mickelson .....	T6	66-68-69-67	270	\$83,750.00	Guy Hill .....	T43	70-69-71-67	277	\$7,612.50
Jim Carter .....	T9	68-68-66-69	271	\$67,500.00	Doug Martin .....	T43	69-68-70-70	277	\$7,612.50
Clark Dennis .....	T9	67-72-63-69	271	\$67,500.00	Larry Mize .....	T43	69-69-70-69	277	\$7,612.50
Tim Herron .....	T9	69-69-67-66	271	\$67,500.00	Tom Watson .....	T43	64-70-72-71	277	\$7,612.50
Bob Estes .....	T12	66-68-70-68	272	\$52,500.00	Tom Byrum .....	T51	68-71-70-69	278	\$5,883.34
Jeff Sluman .....	T12	67-67-69-69	272	\$52,500.00	Vance Veazey .....	T51	69-70-69-70	278	\$5,883.34
Tiger Woods .....	T12	65-71-69-67	272	\$52,500.00	Ronnie Black .....	T51	73-66-66-73	278	\$5,883.33
Phil Blackmar .....	T15	69-69-69-66	273	\$41,250.00	Rocco Mediate .....	T51	67-70-70-71	278	\$5,883.33
Jim Furyk .....	T15	66-70-68-69	273	\$41,250.00	Craig Stadler .....	T51	71-67-69-71	278	\$5,883.33
Mark O'Meara .....	T15	67-69-69-68	273	\$41,250.00	Willie Wood .....	T51	69-68-70-71	278	\$5,883.33
Kirk Triplett .....	T15	69-70-67-67	273	\$41,250.00	Mike Hulbert .....	T57	71-68-69-71	279	\$5,525.00
Jay Don Blake .....	T19	67-68-69-70	274	\$29,250.00	Jeff Maggert .....	T57	69-70-71-69	279	\$5,525.00
Peter Jacobsen .....	T19	70-68-67-69	274	\$29,250.00	Chris Perry .....	T57	67-70-73-69	279	\$5,525.00
Payne Stewart .....	T19	68-67-68-71	274	\$29,250.00	Kenny Perry .....	T57	67-72-66-74	279	\$5,525.00
Phil Tataurangi .....	T19	70-68-68-68	274	\$29,250.00	Don Pooley .....	T57	67-71-70-71	279	\$5,525.00
Ted Tryba .....	T19	66-68-70-70	274	\$29,250.00	Lee Rinker .....	T57	69-68-69-73	279	\$5,525.00
Bob Tway .....	T19	70-66-69-69	274	\$29,250.00	Fulton Allem .....	T63	69-70-69-72	280	\$5,225.00
Tommy Armour III .....	T25	67-72-66-70	275	\$17,512.50	Craig Barlow .....	T63	69-68-72-71	280	\$5,225.00
Russ Cochran .....	T25	68-67-70-70	275	\$17,512.50	Ben Bates .....	T63	65-74-70-71	280	\$5,225.00
Glen Day .....	T25	68-70-67-70	275	\$17,512.50	Ernie Els .....	T63	69-69-71-71	280	\$5,225.00
Brad Fabel .....	T25	70-69-68-68	275	\$17,512.50	Paul Goydos .....	T63	72-66-69-73	280	\$5,225.00
Steve Flesch .....	T25	71-66-69-69	275	\$17,512.50	Frank Lickliter .....	T63	65-72-72-71	280	\$5,225.00
Dan Forsman .....	T25	67-71-69-68	275	\$17,512.50	Nolan Henke .....	69	75-64-70-72	281	\$5,050.00
Gabriel Hjertstedt .....	T25	70-66-70-69	275	\$17,512.50	Glen Hnatluk .....	T70	68-69-72-73	282	\$4,925.00
Steve Jones .....	T25	69-70-69-67	275	\$17,512.50	Jim McGovern .....	T70	71-67-71-73	282	\$4,925.00
Tom Kite .....	T25	69-70-66-70	275	\$17,512.50	Tom Pernice, Jr. .....	T70	73-66-71-72	282	\$4,925.00
Corey Pavin .....	T25	70-67-69-69	275	\$17,512.50	Mike Springer .....	T70	71-68-71-72	282	\$4,925.00
Donnie Hammond .....	T35	66-70-70-70	276	\$11,546.88	Richard Coughlan .....	T74	70-68-74-73	285	\$4,750.00
Mike Heinen .....	T35	70-69-70-67	276	\$11,546.88	David Frost .....	T74	68-71-74-72	285	\$4,750.00
Len Mattiace .....	T35	71-66-70-69	276	\$11,546.88	David Ogren .....	T74	67-72-72-74	285	\$4,750.00
Blaine McCallister .....	T35	65-72-69-70	276	\$11,546.88	John Daly .....	T77	67-71-70-79	287	\$4,625.00
Robert Damron .....	T35	68-65-72-71	276	\$11,546.87	Omar Uresti .....	T77	69-68-79-71	287	\$4,625.00
Chris DiMarco .....	T35	67-71-68-70	276	\$11,546.87	Jeff Gallagher .....	79	69-69-74-76	288	\$4,550.00

The following players did not finish (C=cut, W=withdrew, D=disqualified)

**C—140.** Mark Brooks, Lennie Clements, Brian Henninger, P.H. Horgan III, Tom Lehman, Billy Mayfair, Keith Nolan, Nick Price, Scott Verplank. **141.** Stuart Appleby, Mark Calcavecchia, Barry Cheesman, Dudley Hart, Steve Jurgensen, Neal Lancaster, Franklin Langham, J.L. Lewis, Steve Lowery, Brett Quigley, Loren Roberts, Clarence Rose, Hugh Royer III, Sonny Skinner, Chris Smith, Chris Zambri. **142.** Doug Barron, Michael Bradley, Mark Carnevale, Stewart Cink, Hajime Meshiai, Craig Parry, Lee Porter, Paul Stankowski, Grant Waite. **143.** Dave Barr, Jason Hill, Andrew Magee, Spike McRoy, John Morse, Frank Nobilo, Lanny Wadkins, Mark Wiebe. **144.** Chip Beck, Guy Boros, Mike Brisky, David Edwards, Brent Geiberger, Larry Rinker, David Toms. **145.** John Adams, Olin Browne, Pete Jordan, Jonathan Kaye, D.A. Weirbring. **146.** Billy Ray Brown, Kelly Gibson, Jay Haas, Bruce Lietzke, Tommy Tolles, Bobby Wadkins, Duffy Waldorf, Mike Weir, David J. White. **147.** Perry Arthur, Joel Edwards, Kent Jones, Mike Standly, Dave Stockton, Jr. **148.** Kawika Cotner, David Sutherland. **149.** Brandel Chamblee, Wayne Grady, Troy Reiser, Iain Steel, Kevin Sutherland. **152.** Paul Earnest. **164.** Jim Stadler.

# GTE BYRON NELSON CLASSIC



## TOURNAMENT HISTORY

Year	Winner	Score	Runner-up	Score	Location	Par/Yards
<b>DALLAS OPEN</b>						
1944	Byron Nelson	276	Harold McSpaden	286	Lakewood CC, Dallas, TX	N/A
1945	Sam Snead	276	Harold McSpaden	280	Dallas CC, Dallas, TX	N/A
1946	Ben Hogan	284	Herman Keiser	286	Brook Hollow CC, Dallas, TX	N/A
			Paul Runyan			
1947-						
1955	No Tournaments					
1956	Don January	268	Dow Finsterwald	269	Preston Hollow CC, Dallas, TX	N/A
			Doug Ford			
1956A	*Peter Thomson	267	Gene Littler	267	Preston Hollow CC, Dallas, TX	N/A
			Cary Middlecoff			
1957	Sam Snead	264	Bob Inman	274	Glen Lakes CC, Dallas, TX	N/A
			Billy Maxwell			
			Cary Middlecoff			
1958	*Sam Snead	272	Julius Boros	272	Oak Cliffs CC, Dallas, TX	71/6836
			John McMullen			
			Gary Player			
1959	Julius Boros	274	Dow Finsterwald	275	Oak Cliffs CC, Dallas, TX	71/6836
			Earl Stewart			
			Bo Wininger			
1960	*Johnny Pott	275	Ted Kroll	275	Oak Cliffs CC, Dallas, TX	71/6836
			Bo Wininger			
1961	Earl Stewart, Jr.	278	Gay Brewer	279	Oak Cliffs CC, Dallas, TX	71/6836
			Arnold Palmer			
			Doug Sanders			
1962	Billy Maxwell	277	Johnny Pott	281	Oak Cliffs CC, Dallas, TX	71/6836
1963	No Tournament					
1964	Charles Coody	271	Jerry Edwards	272	Oak Cliffs CC, Dallas, TX	71/6836
1965	No Tournament					
1966	Roberto De Vicenzo	276	Joe Campbell	277	Oak Cliffs CC, Dallas, TX	71/6836
			Ray Floyd			
			Harold Henning			
1967	Bert Yancey	274	Roberto De Vicenzo	275	Oak Cliffs CC, Dallas, TX	71/6836
			Kermit Zarley			
<b>BYRON NELSON GOLF CLASSIC</b>						
1968	Miller Barber	270	Kermit Zarley	271	Preston Trail Golf Club, Dallas, TX	70/6993
1969	Bruce Devlin	277	Frank Beard	278	Preston Trail Golf Club, Dallas, TX	70/6993
			Bruce Crampton			
1970	*Jack Nicklaus	274	Arnold Palmer	274	Preston Trail Golf Club, Dallas, TX	70/6993
1971	Jack Nicklaus	274	Frank Beard	276	Preston Trail Golf Club, Dallas, TX	70/6993
			Jerry McGee			
1972	*Chi Chi Rodriguez	273	Billy Casper	273	Preston Trail Golf Club, Dallas, TX	70/6993
1973	*Lanny Wadkins	277	Dan Sikes	277	Preston Trail Golf Club, Dallas, TX	70/6993
1974	Brian Allin	269	Homero Blancas	273	Preston Trail Golf Club, Dallas, TX	70/6993
			Charles Coody			
			Lee Trevino			
			Tom Watson			
1975	Tom Watson	269	Bob E. Smith	271	Preston Trail Golf Club, Dallas, TX	70/6993
1976	Mark Hayes	273	Don Bies	275	Preston Trail Golf Club, Dallas, TX	70/6993
1977	Raymond Floyd	276	Ben Crenshaw	278	Preston Trail Golf Club, Dallas, TX	70/6993
1978	Tom Watson	272	Lee Trevino	273	Preston Trail Golf Club, Dallas, TX	70/6993
1979	*Tom Watson	275	Bill Rogers	275	Preston Trail Golf Club, Dallas, TX	70/6993
1980	Tom Watson	274	Bill Rogers	275	Preston Trail Golf Club, Dallas, TX	70/6993
1981	*Bruce Lietzke	281	Tom Watson	281	Preston Trail Golf Club, Dallas, TX	70/6993
1982	Bob Gilder	266	Curtis Strange	271	Preston Trail Golf Club, Dallas, TX	70/6993
1983	Ben Crenshaw	273	Brad Bryant	274	Las Colinas Sports Club, Irving, TX	71/6982
			Hal Sutton			
1984	Craig Stadler	276	David Edwards	277	Las Colinas Sports Club, Irving, TX	71/6982

## GTE BYRON NELSON CLASSIC



### TOURNAMENT HISTORY

Year	Winner	Score	Runner-up	Score	Location	Par/Yards
1985	*Bob Eastwood	272	Payne Stewart	272	Las Colinas Sports Club, Irving, TX	71/6982
1986	Andy Bean	269	Mark Wiebe	270	TPC at Las Colinas, Irving, TX	70/6767
1987	*Fred Couples	266	Mark Calcavecchia	266	TPC at Las Colinas, Irving, TX	70/6767
<b>GTE BYRON NELSON GOLF CLASSIC</b>						
1988	*Bruce Lietzke	271	Clarence Rose	271	TPC at Las Colinas, Irving, TX	70/6767
1989	*Jodie Mudd	265	Larry Nelson	265	TPC at Las Colinas, Irving, TX	70/6767
1990	-Payne Stewart	202	Lanny Wadkins	204	TPC at Las Colinas, Irving, TX	70/6767
1991	Nick Price	270	Craig Stadler	271	TPC at Las Colinas, Irving, TX	70/6767
1992	*-Billy Ray Brown	199	Ben Crenshaw	199	TPC at Las Colinas, Irving, TX	70/6850
			Ray Floyd			
			Bruce Lietzke			
1993	Scott Simpson	270	Billy Mayfair	271	TPC at Las Colinas, Irving, TX	70/6850
			Corey Pavin			
			D.A. Weibring			
1994	*-Neal Lancaster	132	Tom Byrum	132	TPC at Las Colinas, Irving, TX (H)	70/6850
			Mark Carnevale		Cottonwood Valley Course, Irving, TX	71/6862
			David Edwards			
			Yoshinori Mizumaki			
			David Ogrin			
1995	Ernie Els	263	Mike Heinen	266	TPC at Las Colinas, Irving, TX (H)	70/6850
			D.A. Weibring		Cottonwood Valley Course, Irving, TX	
			Robin Freeman			71/6862
1996	Phil Mickelson	265	Craig Parry	267	TPC at Las Colinas, Irving, TX (H)	70/6899
					Cottonwood Valley Course, Irving, TX	70/6846
1997	Tiger Woods	263	Lee Rinker	265	TPC at Las Colinas, Irving, TX (H)	70/6899
					Cottonwood Valley Course, Irving, TX	70/6846
1998	John Cook	265	Fred Couples	268	TPC at Las Colinas, Irving, TX (H)	70/6924
			Hal Sutton		Cottonwood Valley Course, Irving, TX	70/6846
			Harrison Frazar			

Tournament Record: 263—Ernie Els, 1995; Tiger Woods, 1997  
 Course Records:  
 TPC at Las Colinas: 61—Billy Mayfair, 1993; Charlie Rymer, 1996  
 Cottonwood Valley: 61—Ernie Els, 1995

KEY: \* = Playoff    - = Weather-shortened    (H) = Host course

### GTE BYRON NELSON CLASSIC NOTES

The 1994 GTE Byron Nelson Classic was decided by a six-man playoff, the largest in PGA TOUR history. **Neal Lancaster** defeated **Tom Byrum**, **Mark Carnevale**, **David Edwards**, **Yoshinori Mizumaki** and **David Ogrin** with a birdie on the first extra hole.

With victories in the GTE Byron Nelson Classic in 1978, 1979 and 1980, **Tom Watson** became the most recent player in PGA TOUR history to win the same event three consecutive years.

# 1998 MASTERCARD COLONIAL



Colonial CC, Fort Worth, Texas  
Par: 35-35-70 Yardage: 7,010

Purse: \$2,300,000  
May 21-24, 1998

**LEADERS: First Round**—Harrison Frazar shot a 6-under-par 64 to lead David Duval, Phil Blackmar, Jim Furyk and Lanny Wadkins by two strokes. **Second Round**—Frazar, at 9-under-par 131, led Mark Calcavecchia, Kenny Perry and Furyk by two strokes. **Third Round**—Tom Watson, Furyk and Frazar shared the lead at 11-under-par 199, one stroke ahead of Jeff Sluman.



**CUT:** 74 players at 1-over-par 141 from a field of 111.

**PRO-AM:** \$10,000. Individual—Scott Hoch, 62, \$1,000. Team—Mark Calcavecchia, 51, \$1,000.

**WEATHER:** Hot and hazy Thursday and Friday. Cloudy and continued hot Saturday and Sunday.

**Winner: Tom Watson 68-66-65-66 265 \$414,000.00**


Jim Furyk .....	2	66-67-66-68	267	\$248,400.00	Bob Tway .....	T35	67-71-72-69	279	\$11,097.50
Jeff Sluman .....	3	67-67-66-69	269	\$156,400.00	Scott Verplank .....	T35	70-69-71-69	279	\$11,097.50
Harrison Frazar .....	4	64-67-68-71	270	\$110,400.00	Stewart Cink .....	T41	68-72-67-73	280	\$7,625.78
John Cook .....	5	68-66-69-68	271	\$92,000.00	Glen Day .....	T41	72-66-71-71	280	\$7,625.78
Jim Gallagher, Jr. ....	T6	69-69-68-66	272	\$79,925.00	David Edwards ....	T41	72-69-68-71	280	\$7,625.78
Kenny Perry .....	T6	68-65-69-70	272	\$79,925.00	David Ogrin .....	T41	71-64-71-74	280	\$7,625.78
Brian Henninger ....	T8	70-66-68-69	273	\$69,000.00	Corey Pavin .....	T41	73-66-69-72	280	\$7,625.78
Justin Leonard .....	T8	70-70-67-66	273	\$69,000.00	Joey Sindelar .....	T41	69-70-74-67	280	\$7,625.78
Stuart Appleby .....	T10	68-69-69-68	274	\$55,200.00	Mark Wiebe .....	T41	71-70-71-68	280	\$7,625.78
Steve Flesch .....	T10	68-66-72-68	274	\$55,200.00	Mark Calcavecchia ..	T41	68-65-70-77	280	\$7,625.77
Dan Forsman .....	T10	69-67-71-67	274	\$55,200.00	Brent Geiberger ....	T41	70-69-67-74	280	\$7,625.77
Craig Parry .....	T10	68-69-69-68	274	\$55,200.00	Rick Fehr .....	T50	70-69-70-72	281	\$5,658.00
Mike Brisky .....	T14	70-70-66-69	275	\$40,250.00	Dudley Hart .....	T50	68-72-69-72	281	\$5,658.00
Clark Dennis .....	T14	68-68-68-71	275	\$40,250.00	Peter Jacobsen ....	T50	69-70-71-71	281	\$5,658.00
David Duval .....	T14	66-70-68-71	275	\$40,250.00	Dan Pohl .....	T53	70-66-77-69	282	\$5,156.19
David Frost .....	T14	68-69-69-69	275	\$40,250.00	Kevin Sutherland ..	T53	69-71-73-69	282	\$5,156.19
Fred Couples .....	T18	72-69-67-68	276	\$24,484.55	Fulton Allem .....	T53	69-69-72-72	282	\$5,156.18
Skip Kendall .....	T18	68-71-69-68	276	\$24,484.55	Jay Don Blake .....	T53	72-68-72-70	282	\$5,156.18
Jeff Maggert .....	T18	69-72-67-68	276	\$24,484.55	Guy Boros .....	T53	68-73-71-70	282	\$5,156.18
Doug Martin .....	T18	67-69-70-70	276	\$24,484.55	Mark Brooks .....	T53	71-70-70-71	282	\$5,156.18
Payne Stewart .....	T18	68-72-66-70	276	\$24,484.55	Brandel Chamblee ..	T53	68-69-75-70	282	\$5,156.18
Lanny Wadkins .....	T18	66-71-70-69	276	\$24,484.55	Brad Fabel .....	T53	67-68-71-76	282	\$5,156.18
Scott Hoch .....	T18	67-73-66-70	276	\$24,484.54	Gabriel Hjertstedt ..	T53	70-69-73-70	282	\$5,156.18
John Huston .....	T18	70-69-66-71	276	\$24,484.54	Blaine McCallister ..	T53	69-71-71-71	282	\$5,156.18
Scott McCarron ....	T18	70-67-67-72	276	\$24,484.54	Lee Rinker .....	T53	69-68-74-71	282	\$5,156.18
Rocco Mediate .....	T18	67-68-67-74	276	\$24,484.54	Jim Carter .....	T64	67-72-71-73	283	\$4,830.00
Kirk Triplett .....	T18	69-68-68-71	276	\$24,484.54	Tom Kite .....	T64	69-70-74-70	283	\$4,830.00
Tommy Armour III .....	T29	70-65-72-70	277	\$15,295.00	Grant Waite .....	T64	69-72-69-73	283	\$4,830.00
Nick Faldo .....	T29	72-69-70-66	277	\$15,295.00	Dave Stockton, Jr. ....	67	71-69-75-69	284	\$4,738.00
Fred Funk .....	T29	75-65-68-69	277	\$15,295.00	R.W. Eaks .....	68	67-73-74-71	285	\$4,692.00
Bruce Lietzke .....	T29	67-69-67-74	277	\$15,295.00	Robert Damron ....	T69	74-66-70-76	286	\$4,600.00
Jerry Kelly .....	T33	67-69-71-71	278	\$13,282.50	Steve Lowery .....	T69	70-69-75-72	286	\$4,600.00
Frank Nobilo .....	T33	69-68-73-68	278	\$13,282.50	Craig Stadler .....	T69	71-70-71-74	286	\$4,600.00
Phil Blackmar .....	T35	66-68-72-73	279	\$11,097.50	David Toms .....	72	71-69-76-71	287	\$4,508.00
Steve Jones .....	T35	69-69-72-69	279	\$11,097.50	Billy Andrade .....	T73	71-69-77-71	288	\$4,439.00
Len Mattiace .....	T35	71-69-70-69	279	\$11,097.50	Neal Lancaster ....	T73	69-71-73-75	288	\$4,439.00
Nick Price .....	T35	71-69-68-71	279	\$11,097.50					

The following players did not finish (C=cut, W=withdrew, D=disqualified)

C—142- Russ Cochran, Bob Estes, Brad Faxon, Jeff Gallagher, Lee Janzen, Frank Lickliter, Billy Mayfair, Hajime Meshiai, Brett Quigley, Loren Roberts, Paul Stankowski. 143- Paul Goydos, Mike Hulbert, Scott Simpson. 144- Greg Kraft, Duffy Waldorf, D.A. Weibring. 145- Olin Browne, Tom Byrum, Steve Pate, Mike Standly, Esteban Toledo. 146- Ben Crenshaw, Wayne Grady, Mike Reid, Vijay Singh, Dave Stockton, Tommy Tolles. 147- Omar Uresti. 148- Billy Ray Brown, Brad Elder, David Sutherland. 149- Keith Clearwater. 150- Phil Mickelson. 152- Trevor Dodds. 156- Rod Curl. W—74- Bill Glasson.




# MASTERCARD COLONIAL



## TOURNAMENT HISTORY

Year	Winner	Score	Runner-up	Score	Location	Par/Yards
<b>COLONIAL NATIONAL INVITATION TOURNAMENT</b>						
1946	Ben Hogan	279	Harry Todd	280	Colonial CC, Fort Worth, TX	70/7035
1947	Ben Hogan	279	Toney Penna	280	Colonial CC, Fort Worth, TX	70/7035
1948	Clayton Heafner	272	Skip Alexander	278	Colonial CC, Fort Worth, TX	70/7035
1949	No Tournament (Cancelled due to weather; not rescheduled)					
1950	Sam Snead	277	Skip Alexander	280	Colonial CC, Fort Worth, TX	70/7035
1951	Cary Middlecoff	282	Jack Burke, Jr.	283	Colonial CC, Fort Worth, TX	70/7035
1952	Ben Hogan	279	Lloyd Mangrum	283	Colonial CC, Fort Worth, TX	70/7035
1953	Ben Hogan	282	Doug Ford	287	Colonial CC, Fort Worth, TX	70/7035
1954	Johnny Palmer	280	Fred Haas	282	Colonial CC, Fort Worth, TX	70/7035
1955	Chandler Harper	276	Dow Finsterwald	284	Colonial CC, Fort Worth, TX	70/7035
1956	Mike Souchak	280	Tommy Bolt	281	Colonial CC, Fort Worth, TX	70/7035
1957	Roberto De Vicenzo	284	Dick Mayer	285	Colonial CC, Fort Worth, TX	70/7021
1958	Tommy Bolt	282	Ken Venturi	283	Colonial CC, Fort Worth, TX	70/7021
1959	*Ben Hogan	285	Fred Hawkins	285	Colonial CC, Fort Worth, TX	70/7021
1960	Julius Boros	280	Gene Littler	281	Colonial CC, Fort Worth, TX	70/7021
1961	Doug Sanders	281	Kel Nagle	282	Colonial CC, Fort Worth, TX	70/7021
1962	*Arnold Palmer	281	Johnny Pott	281	Colonial CC, Fort Worth, TX	70/7021
1963	Julius Boros	279	Gary Player	283	Colonial CC, Fort Worth, TX	70/7021
1964	Billy Casper	279	Tommy Jacobs	283	Colonial CC, Fort Worth, TX	70/7021
1965	Bruce Crampton	276	George Knudson	279	Colonial CC, Fort Worth, TX	70/7021
1966	Bruce Devlin	280	R.H. Sikes	281	Colonial CC, Fort Worth, TX	70/7021
1967	Dave Stockton	278	Charles Coody	280	Colonial CC, Fort Worth, TX	70/7021
1968	Billy Casper	275	Bert Yancey	273	Colonial CC, Fort Worth, TX	70/7021
1969	Gardner Dickinson	278	Gary Player	279	Colonial CC, Fort Worth, TX	70/7142
1970	Homer Blancas	273	Gene Littler	274	Colonial CC, Fort Worth, TX	70/7142
1971	Gene Littler	283	Bert Yancey	284	Colonial CC, Fort Worth, TX	70/7142
1972	Jerry Heard	275	Fred Marti	277	Colonial CC, Fort Worth, TX	70/7142
1973	Tom Weiskopf	276	Bruce Crampton	277	Colonial CC, Fort Worth, TX	70/7142
1974	Rod Curl	276	Jack Nicklaus	277	Colonial CC, Fort Worth, TX	70/7142
1975	No Tournament (Colonial served as site for Tournament Players Championship)					
1976	Lee Trevino	273	Mike Morley	274	Colonial CC, Fort Worth, TX	70/7142
1977	Ben Crenshaw	272	John Schroeder	273	Colonial CC, Fort Worth, TX	70/7142
1978	Lee Trevino	268	Jerry Heard	272	Colonial CC, Fort Worth, TX	70/7142
1979	Al Geiberger	274	Don January	275	Colonial CC, Fort Worth, TX	70/7096
1980	Bruce Lietzke	271	Ben Crenshaw	272	Colonial CC, Fort Worth, TX	70/7096
1981	Fuzzy Zoeller	274	Hale Irwin	278	Colonial CC, Fort Worth, TX	70/7096
1982	Jack Nicklaus	273	Andy North	276	Colonial CC, Fort Worth, TX	70/7096
1983	*Jim Colbert	278	Fuzzy Zoeller	278	Colonial CC, Fort Worth, TX	70/7096
1984	*Peter Jacobsen	270	Payne Stewart	270	Colonial CC, Fort Worth, TX	70/7096
1985	Corey Pavin	266	Bob Murphy	270	Colonial CC, Fort Worth, TX	70/7096
1986	*-Dan Pohl	205	Payne Stewart	205	Colonial CC, Fort Worth, TX	70/7096
1987	Keith Clearwater	266	Davis Love III	269	Colonial CC, Fort Worth, TX	70/7096
1988	Lanny Wadkins	270	Mark Calcavecchia	271	Colonial CC, Fort Worth, TX	70/7096
<b>SOUTHWESTERN BELL COLONIAL</b>						
1989	Ian Baker-Finch	270	David Edwards	274	Colonial CC, Fort Worth, TX	70/7096
1990	Ben Crenshaw	272	John Mahaffey	275	Colonial CC, Fort Worth, TX	70/7096
			Corey Pavin			
			Nick Price			

## MASTERCARD COLONIAL



### TOURNAMENT HISTORY

Year	Winner	Score	Runner-up	Score	Location	Par/Yards
1991	Tom Purtzer	267	David Edwards Scott Hoch Bob Lohr	270	Colonial CC, Fort Worth, TX	70/7096
1992	*Bruce Lietzke	267	Corey Pavin	267	Colonial CC, Fort Worth, TX	70/7096
1993	Fulton Allem	264	Greg Norman	265	Colonial CC, Fort Worth, TX	70/7096
1994	*Nick Price	266	Scott Simpson	266	Colonial CC, Fort Worth, TX	70/7096
<b>COLONIAL NATIONAL INVITATION</b>						
1995	Tom Lehman	271	Craig Parry	272	Colonial CC, Fort Worth, TX	70/7096
<b>MASTERCARD COLONIAL</b>						
1996	Corey Pavin	272	Jeff Sluman	274	Colonial CC, Fort Worth, TX	70/7010
1997	David Frost	265	Brad Faxon David Ogrin	267	Colonial CC, Fort Worth, TX	70/7010
1998	Tom Watson	265	Jim Furyk	267	Colonial CC, Fort Worth, TX	70/7010

Tournament Record: 264—Fulton Allem, 1993  
Course Record: 61—Keith Clearwater/Lee Janzen, 1993

KEY: \* = Playoff ~ = Weather-shortened

### MASTERCARD COLONIAL NOTES

Five players earned their first PGA TOUR victory at Colonial Country Club: **Roberto De Vincenzo** (1957), **Dave Stockton** (1967), **Rod Curl** (1974), **Keith Clearwater** (1987) and **Ian Baker-Finch** (1989).

The greatest come-from-behind victory in MasterCard Colonial history occurred in 1994, when **Nick Price**, trailing **Scott Simpson** by seven strokes after 54 holes, shot a closing 64 to force a Monday playoff with Simpson. Price won the PGA TOUR event with a birdie on the first extra hole.

**Ben Crenshaw** has not missed a PGA TOUR event played at Colonial CC since 1971, playing in 27 MasterCard Colonials (called the Colonial National Invitation until 1988) and the 1975 Tournament Players Championship (now THE PLAYERS Championship). As an amateur, Crenshaw tied for 24th in his first Colonial National Invitation. He won the title in 1977 and 1990.

There have been nine wire-to-wire winners at PGA TOUR events at Colonial CC, including **Al Geiberger** at the 1975 Tournament Players Championship. The most recent wire-to-wire winner at the MasterCard Colonial was **Ian Baker-Finch** in 1989.

# 1998 MEMORIAL TOURNAMENT

Muirfield Village Golf Club, Dublin, OH  
Par: 36-36-72 Yardage: 7,163

May 28-31, 1998  
Purse: \$2,200,000



**LEADERS: First Round**—Steve Pate, Trevor Dodds, Joey Sindelar and Davis Love III shared the lead at 6-under-par 66, one stroke ahead of Kirk Triplett, Andrew Magee, Craig Stadler, Payne Stewart, Ted Tryba, Ernie Els and Greg Kraft. **Second Round**—Len Mattiace and Fred Couples, at 9-under-par 135, led Harrison Frazer and Mark Calcavecchia by two strokes. **Third Round**—Couples was at 14-under-par 204, three strokes ahead of Love.

**CUT:** 71 players at 1-over-par 145 from a field of 104.



**WEATHER:** Sunny and warm Thursday. Hot and humid until a thunderstorm moved in Friday. Play was suspended at 5:00 p.m. and resumed at 7:27 p.m. Play was suspended for the day at 9:00 p.m. with three players still on the course. After an eight-minute fog delay, the second round resumed at 7:38 a.m. Saturday. Hot and humid Saturday. Hot, humid and windy early Sunday, with occasional light rain. Play was suspended due to lightning in the area at 4:16 p.m. and resumed at 5:02 p.m. A second lightning delay occurred at 6:28 p.m., with play resuming at 7:07 p.m.

**Winner: Fred Couples 68-67-67-69 271 \$396,000.00**

Andrew Magee .....	2	67-71-68-69	275	\$237,600.00	Steve Stricker .....	T31	71-72-68-73	284	\$12,477.14
David Duval .....	3	74-66-67-69	276	\$149,600.00	Stewart Cink .....	T38	75-69-70-71	285	\$9,240.00
Jim Furyk .....	4	74-68-67-68	277	\$105,600.00	Trevor Dodds .....	T38	66-72-72-75	285	\$9,240.00
Brandel Chamblee .....	T5	71-72-66-69	278	\$83,600.00	Harrison Frazer .....	T38	68-69-75-73	285	\$9,240.00
Davis Love III .....	T5	66-73-66-73	278	\$83,600.00	Edward Fryatt .....	T38	73-70-69-73	285	\$9,240.00
Mark Calcavecchia .....	T7	68-69-72-70	279	\$66,275.00	Fred Funk .....	T38	75-69-70-71	285	\$9,240.00
Ernie Els .....	T7	67-72-67-73	279	\$66,275.00	Scott Verplank .....	T38	72-70-71-72	285	\$9,240.00
Tim Herron .....	T7	72-72-67-68	279	\$66,275.00	Bob Estes .....	T44	72-68-74-72	286	\$7,040.00
Ted Tryba .....	T7	67-71-68-73	279	\$66,275.00	Greg Kraft .....	T44	67-74-76-69	286	\$7,040.00
Robert Damron .....	T11	70-70-69-71	280	\$46,640.00	Kenny Perry .....	T44	71-69-76-70	286	\$7,040.00
Glen Day .....	T11	73-71-65-71	280	\$46,640.00	Joey Sindelar .....	T44	66-72-73-75	286	\$7,040.00
Tom Lehman .....	T11	68-70-70-72	280	\$46,640.00	Mark Brooks .....	T48	68-75-72-72	287	\$5,764.00
Jesper Parnevik .....	T11	73-71-66-70	280	\$46,640.00	Brad Elder .....	T48	70-72-70-75	287	\$5,764.00
Craig Stadler .....	T11	67-73-70-70	280	\$46,640.00	Brent Geiberger .....	T48	69-70-76-72	287	\$5,764.00
Neal Lancaster .....	T16	73-69-68-71	281	\$30,862.86	Phil Blackmar .....	T51	73-69-71-75	288	\$5,148.00
Justin Leonard .....	T16	69-70-71-71	281	\$30,862.86	Brad Faxon .....	T51	74-71-69-74	288	\$5,148.00
Frank Nobilo .....	T16	71-72-69-69	281	\$30,862.86	Jeff Gallagher .....	T51	71-74-68-75	288	\$5,148.00
Kirk Triplett .....	T16	67-71-70-73	281	\$30,862.86	Don Pooley .....	T51	71-73-73-71	288	\$5,148.00
Bob Tway .....	T16	70-73-68-70	281	\$30,862.86	Doug Tewell .....	T51	73-67-74-74	288	\$5,148.00
Chris Perry .....	T16	71-69-68-73	281	\$30,862.85	David Toms .....	T51	72-73-70-73	288	\$5,148.00
Bobby Wadkins .....	T16	71-72-65-73	281	\$30,862.85	Tiger Woods .....	T51	70-74-71-73	288	\$5,148.00
Dan Forsman .....	T23	69-75-68-70	282	\$19,580.00	Jim Carter .....	T58	74-71-69-75	289	\$4,884.00
Jay Haas .....	T23	69-76-67-70	282	\$19,580.00	Joe Ozaki .....	T58	75-70-72-72	289	\$4,884.00
Steve Lowery .....	T23	73-71-71-67	282	\$19,580.00	Esteban Toledo .....	T58	73-70-73-73	289	\$4,884.00
Brett Quigley .....	T23	69-69-70-74	282	\$19,580.00	Gabriel Hjertstedt .....	T61	69-75-70-76	290	\$4,752.00
Mark Wiebe .....	T23	72-70-68-72	282	\$19,580.00	Mike Hulbert .....	T61	70-75-70-75	290	\$4,752.00
Brad Fabel .....	T28	71-71-70-71	283	\$15,620.00	Frank Lickliter .....	T61	72-70-69-79	290	\$4,752.00
Steve Jones .....	T28	68-71-72-72	283	\$15,620.00	David Edwards .....	T64	74-69-72-76	291	\$4,620.00
Larry Mize .....	T28	72-70-66-75	283	\$15,620.00	Jeff Maggert .....	T64	75-69-74-73	291	\$4,620.00
Lee Janzen .....	T31	68-74-70-72	284	\$12,477.15	Kevin Sutherland .....	T64	70-73-70-78	291	\$4,620.00
Billy Mayfair .....	T31	72-73-68-71	284	\$12,477.15	Steve Pate .....	67	66-74-73-79	292	\$4,532.00
John Cook .....	T31	74-68-68-74	284	\$12,477.14	David Ogrin .....	T68	74-70-70-79	293	\$4,466.00
Nick Faldo .....	T31	71-70-69-74	284	\$12,477.14	Vijay Singh .....	T68	73-70-76-74	293	\$4,466.00
John Huston .....	T31	69-75-65-75	284	\$12,477.14	Jeff Sluman .....	70	73-70-75-77	295	\$4,400.00
Len Mattiace .....	T31	68-67-73-76	284	\$12,477.14	Payne Stewart .....	71	67-72-74-83	296	\$4,356.00

The following players did not finish (C=cut, W=withdrew, D=disqualified)

C—146- Tom Byrum, Paul Goydos, Peter Jacobsen, Skip Kendall. 147- Barry Cheesman, Bob Friend, Lee Rinker. 148- Billy Andrade, Steve Flesch, Doug Martin, Phil Mickelson, Tommy Tolles, Fuzzy Zoeller. 149- Mike Brisky, Jay Delsing, Keith Fergus, Scott Hoch, Scott McCarron, Lanny Wadkins. 150- Tommy Armour III, Clark Dennis, R.W. Eaks, David Frost, Wayne Grady, Dudley Hart. 151- Stuart Appleby, Robert Karlsson, Roger Maltbie, Jack Nicklaus. 152- Curtis Strange. 155- Jerry Kelly, Hajime Meshiai. W—73- Glen Hnatik.

# MEMORIAL TOURNAMENT



## TOURNAMENT HISTORY

Year	Winner	Score	Runner-up	Score	Location	Par/Yards
<b>MEMORIAL TOURNAMENT</b>						
1976	*Roger Maltbie	288	Hale Irwin	288	Muirfield Village GC, Dublin, OH	72/7027
1977	Jack Nicklaus	281	Hubert Green	283	Muirfield Village GC, Dublin, OH	72/7101
1978	Jim Simons	284	Bill Kratzert	285	Muirfield Village GC, Dublin, OH	72/7101
1979	Tom Watson	285	Miller Barber	288	Muirfield Village GC, Dublin, OH	72/7101
1980	David Graham	280	Tom Watson	281	Muirfield Village GC, Dublin, OH	72/7116
1981	Keith Fergus	284	Jack Renner	285	Muirfield Village GC, Dublin, OH	72/7116
1982	Raymond Floyd	281	Peter Jacobsen	283	Muirfield Village GC, Dublin, OH	72/7116
			Wayne Levi			
			Roger Maltbie			
			Gil Morgan			
1983	Hale Irwin	281	Ben Crenshaw	282	Muirfield Village GC, Dublin, OH	72/7116
			David Graham			
1984	*Jack Nicklaus	280	Andy Bean	280	Muirfield Village GC, Dublin, OH	72/7116
1985	Hale Irwin	281	Lanny Wadkins	282	Muirfield Village GC, Dublin, OH	72/7106
1986	Hal Sutton	271	Don Pooley	275	Muirfield Village GC, Dublin, OH	72/7106
1987	Don Pooley	272	Curt Byrum	275	Muirfield Village GC, Dublin, OH	72/7104
1988	Curtis Strange	274	David Frost	276	Muirfield Village GC, Dublin, OH	72/7104
			Hale Irwin			
1989	Bob Tway	277	Fuzzy Zoeller	279	Muirfield Village GC, Dublin, OH	72/7104
1990	~Greg Norman	216	Payne Stewart	217	Muirfield Village GC, Dublin, OH	72/7104
1991	*Kenny Perry	273	Hale Irwin	273	Muirfield Village GC, Dublin, OH	72/7104
1992	*David Edwards	273	Rick Fehr	273	Muirfield Village GC, Dublin, OH	72/7104
1993	Paul Azinger	274	Corey Pavin	275	Muirfield Village GC, Dublin, OH	72/7104
1994	Tom Lehman	268	Greg Norman	273	Muirfield Village GC, Dublin, OH	72/7104
1995	Greg Norman	269	David Duval	273	Muirfield Village GC, Dublin, OH	72/7104
			Mark Calcavecchia			
			Steve Elkington			
1996	Tom Watson	274	David Duval	276	Muirfield Village GC, Dublin, OH	72/7118
1997	~Vijay Singh	202	Jim Furyk	204	Muirfield Village GC, Dublin, OH	72/7163
			Greg Norman			
1998	Fred Couples	271	Andrew Magee	275	Muirfield Village GC, Dublin, OH	72/7163

Tournament Record: 268—Tom Lehman, 1994  
Course Record: 61—John Huston, 1996

KEY: \* = Playoff ~ = Weather-shortened

## MEMORIAL TOURNAMENT NOTES

**David Edwards** holds the record for the biggest final-round comeback in Memorial Tournament history. In 1992, Edwards trailed **Joey Sindelar** by five strokes after 54 holes. A final-round 67 earned Edwards a spot in a playoff with **Rick Fehr**, which he won with a par on the second extra hole.

**Scott Hoch** holds the record for most consecutive cuts made at the PGA TOUR's Memorial Tournament with 17. Hoch's string began in 1981 and ended last year, when he shot 75-74, missing the cut by four strokes.


# 1998 KEMPER OPEN



Tournament Players Club at Avenel, Potomac, MD  
Par: 36-35-71 Yards: 7,005

Purse: \$2,000,000  
June 4-7, 1998

**LEADERS: First Round**—Fred Funk opened with a 7-under-par 64 and held a one-stroke lead over Chris Perry. **Second Round**—Funk followed with a 5-under-par 66, setting a tournament record at 12-under-par 130. Craig Parry, Stuart Appleby and Chris DiMarco trailed by three strokes. **Third Round**—Funk, at 12-under-par 201, had a one-stroke lead over Appleby. DiMarco was two back.



**CUT:** 77 players at even-par 142 from a field of 156.

**PRO-AM:** \$10,000. Individual—Stuart Appleby, Kirk Triplett, 68, \$900 each. Team—Billy Andrade, Fred Funk, 54, \$900 each.

**WEATHER:** Little wind, cool and sunny Thursday and Friday. Cool with 15-20 mph winds Saturday. Mostly cloudy and cool Sunday.

**Winner: Stuart Appleby 70-63-69-72 274 \$360,000.00**

Scott Hoch .....	2	69-68-68-70	275	\$216,000.00	Trevor Dodds .....	T36	69-70-74-72	285	\$9,216.66
Clark Dennis .....	T3	70-65-70-73	278	\$90,200.00	Brent Geiberger .....	T36	69-69-73-74	285	\$9,216.66
Brad Fabel .....	T3	69-66-70-73	278	\$90,200.00	Jay Haas .....	T42	69-72-73-72	286	\$5,913.34
Fred Funk .....	T3	64-66-71-77	278	\$90,200.00	Franklin Langham ..	T42	74-68-72-72	286	\$5,913.34
Mark O'Meara .....	T3	68-70-71-69	278	\$90,200.00	Lee Rinker .....	T42	71-71-74-70	286	\$5,913.34
Tommy Tolles .....	T3	70-68-66-74	278	\$90,200.00	Vijay Singh .....	T42	70-72-75-69	286	\$5,913.34
Craig Parry .....	T8	67-66-76-70	279	\$58,000.00	Brad Elder .....	T42	71-63-78-74	286	\$5,913.33
Steve Stricker .....	T8	70-69-71-69	279	\$58,000.00	Glen Hnatiuk .....	T42	74-67-72-73	286	\$5,913.33
Hal Sutton .....	T8	69-69-69-72	279	\$58,000.00	P.H. Horgan III .....	T42	74-68-72-72	286	\$5,913.33
Steve Flesch .....	T11	69-68-74-69	280	\$48,000.00	Jonathan Kaye .....	T42	70-71-72-73	286	\$5,913.33
Blaine McCallister ..	T11	70-71-70-69	280	\$48,000.00	Michael Muehr .....	T42	70-69-70-77	286	\$5,913.33
Dudley Hart .....	13	69-71-71-70	281	\$42,000.00	Tom Pernice, Jr. ....	T42	69-70-68-79	286	\$5,913.33
John Adams .....	T14	71-69-72-70	282	\$32,000.00	Joey Sindelar .....	T42	71-71-71-73	286	\$5,913.33
Craig Barlow .....	T14	71-71-73-67	282	\$32,000.00	Mike Weir .....	T42	67-69-73-77	286	\$5,913.33
Ronnie Black .....	T14	68-68-72-74	282	\$32,000.00	Woody Austin .....	T54	68-69-73-77	287	\$4,600.00
Chris DiMarco .....	T14	68-65-70-79	282	\$32,000.00	Donnie Hammond ..	T54	70-69-74-74	287	\$4,600.00
Larry Mize .....	T14	75-67-72-68	282	\$32,000.00	Brett Quigley .....	T54	68-69-73-77	287	\$4,600.00
Kenny Perry .....	T14	70-68-74-70	282	\$32,000.00	Dave Barr .....	T57	70-68-77-73	288	\$4,460.00
Willie Wood .....	T14	73-66-70-73	282	\$32,000.00	Billy Ray Brown .....	T57	69-73-76-70	288	\$4,460.00
Jay Don Blake .....	T21	68-70-70-75	283	\$21,600.00	Kelly Gibson .....	T57	71-68-70-79	288	\$4,460.00
Joe Durant .....	T21	69-66-74-74	283	\$21,600.00	Jimmy Johnston .....	T57	68-70-76-74	288	\$4,460.00
Lee Janzen .....	T21	71-64-79-69	283	\$21,600.00	Doug Barron .....	T61	70-72-69-78	289	\$4,280.00
Loren Roberts .....	T21	71-69-70-73	283	\$21,600.00	Tom Byrum .....	T61	71-70-74-74	289	\$4,280.00
Jim McGovern .....	T25	70-70-73-71	284	\$13,718.19	Jesper Parnevik .....	T61	69-71-75-74	289	\$4,280.00
Lee Porter .....	T25	72-68-76-68	284	\$13,718.19	Mike Small .....	T61	68-71-74-76	289	\$4,280.00
Barry Cheesman ..	T25	72-70-70-72	284	\$13,718.18	Joe Daley .....	T61	72-70-72-75	289	\$4,280.00
Dan Forsman .....	T25	68-69-70-77	284	\$13,718.18	Scott Gump .....	T66	73-69-71-77	290	\$4,120.00
Jerry Kelly .....	T25	69-72-72-71	284	\$13,718.18	Brian Kamm .....	T66	69-66-78-77	290	\$4,120.00
Justin Leonard .....	T25	68-67-76-73	284	\$13,718.18	Tom Lehman .....	T66	71-66-77-76	290	\$4,120.00
Sandy Lyle .....	T25	70-68-70-76	284	\$13,718.18	Hugh Royer III .....	69	71-70-76-74	291	\$4,040.00
Joe Ozaki .....	T25	71-68-70-75	284	\$13,718.18	David Edwards .....	T70	70-68-75-79	292	\$3,980.00
Chris Perry .....	T25	65-74-70-75	284	\$13,718.18	Bobby Wadkins .....	T70	73-69-74-76	292	\$3,980.00
Scott Simpson .....	T25	71-68-70-75	284	\$13,718.18	Olin Browne .....	T72	69-73-73-78	293	\$3,900.00
Esteban Toledo .....	T25	69-69-71-75	284	\$13,718.18	Pete Jordan .....	T72	70-70-72-81	293	\$3,900.00
Tommy Armour III ..	T36	67-70-76-72	285	\$9,216.67	Mike Reid .....	74	71-70-78-75	294	\$3,840.00
Bruce Fleisher .....	T36	72-70-74-69	285	\$9,216.67	Greg Kraft .....	75	72-66-74-83	295	\$3,800.00
J.L. Lewis .....	T36	67-74-73-71	285	\$9,216.67	Wayne Grady .....	76	69-72-81-75	297	\$3,760.00
Mike Springer .....	T36	71-70-75-69	285	\$9,216.67	Michael Bradley .....	68-72-WD			

The following players did not finish (C=cut, W=withdrew, D=disqualified)

C—143- Billy Andrade, Jim Carter, Jay Delsing, R.W. Eaks, Robert Gamez, Paul Goydos, J.P. Hayes, Tim Herron, Neal Lancaster, Tim Loustalot, Andrew Magee, Steve Pate, Chris Smith, Paul Stankowski, Dave Stockton, Jr., Mike Sullivan, Phil Tataurangi, Doug Tewell, Grant Waite, Mark Wurtz. 144- Ben Bates, Jim Estes, Guy Hill, Spike McRoy, John Morse, Don Pooley, Larry Rinker, Mike Standly, Curtis Strange, David Sutherland, Mark Wiebe. 145- Andy Bean, Phil Blackmar, Brad Faxon, Robin Freeman, Jim Gallagher, Jr., Ken Green, Sonny Skinner. 146- Mark Carnevale, Brian Claar, John Daly, Wayne DeFrancesco, Bobby Gage, Dicky Pride, Clarence Rose. 147- Fulton Allem, Tim Conley, Lan Gooch, Nolan Henke, Robert Karlsson, Tom Kite, Rick Schuller, Kirk Triplett, Ted Tryba, Howard Twitty, Kevin Wentworth. 148- Kent Jones, Steve Jurgensen, Doug Martin. 149- Chip Beck, Lennie Clements, Bob Friend, Brian Henninger, Rob McNamara, Iain Steel, Omar Uresti. 150- Steve Elkington, John Riegger. 151- Niclas Fasth, Bob Gilder, Bradley Hughes, Vance Veazey, Noah Zelnik. 152- Adam Decker, Billy Mayfair, Keith Nolan. 156- Fred Widicus. W—71- Russ Cochran. 73- Richard Coughlan. 80- Guy Boros.



# KEMPER OPEN



## TOURNAMENT HISTORY


Year	Winner	Score	Runner-up	Score	Location	Par/Yards
<b>KEMPER OPEN</b>						
1968	Arnold Palmer	276	Bruce Crampton Art Wall	280	Pleasant Valley CC, Sutton, MA	71/7110
1969	Dale Douglass	274	Charles Coody	278	Quail Hollow CC, Charlotte, NC	72/7205
1970	Dick Lotz	278	Lou Graham Larry Hinson Grier Jones Tom Weiskopf	280	Quail Hollow CC, Charlotte, NC	72/7205
1971	*Tom Weiskopf	277	Dale Douglass Gary Player Lee Trevino	277	Quail Hollow CC, Charlotte, NC	72/7205
1972	Doug Sanders	275	Lee Trevino	276	Quail Hollow CC, Charlotte, NC	72/7205
1973	Tom Weiskopf	271	Lanny Wadkins	274	Quail Hollow CC, Charlotte, NC	72/7205
1974	*Bob Menne	270	Jerry Heard	270	Quail Hollow CC, Charlotte, NC	72/7205
1975	Raymond Floyd	278	John Mahaffey Gary Player Grier Jones Tom Weiskopf	281	Quail Hollow CC, Charlotte, NC	72/7205
1976	Joe Inman	277	George Burns Bill Rogers	278	Quail Hollow CC, Charlotte, NC	72/7205
1977	Tom Weiskopf	277	Mark Hayes Andy North	279	Quail Hollow CC, Charlotte, NC	72/7205
1978	Andy Bean	273	Jerry Pate	278	Quail Hollow CC, Charlotte, NC	72/7205
1979	Jerry McGee	272	Craig Stadler	273	Quail Hollow CC, Charlotte, NC	72/7205
1980	John Mahaffey	275	Tom Watson	278	Congressional CC, Bethesda, MD	72/7173
1981	Craig Stadler	270	Tom Watson	276	Congressional CC, Bethesda, MD	72/7173
1982	Craig Stadler	275	Tom Weiskopf	282	Congressional CC, Bethesda, MD	72/7173
1983	*Fred Couples	287	Seve Ballesteros T.C. Chen Barry Jaeckel Gil Morgan Scott Simpson	287	Congressional CC, Bethesda, MD	72/7173
1984	Greg Norman	280	Mark O'Meara	285	Congressional CC, Bethesda, MD	72/7173
1985	Bill Glasson	278	Larry Mize Corey Pavin	279	Congressional CC, Bethesda, MD	72/7173
1986	*Greg Norman	277	Larry Mize	277	Congressional CC, Bethesda, MD	72/7173
1987	Tom Kite	270	Chris Perry Howard Twitty	277	TPC at Avenel, Potomac, MD	71/6864
1988	*Morris Hatafsky	274	Tom Kite	274	TPC at Avenel, Potomac, MD	71/6867
1989	Tom Byrum	268	Tommy Armour III Billy Ray Brown Jim Thorpe	273	TPC at Avenel, Potomac, MD	71/6917
1990	Gil Morgan	274	Ian Baker-Finch	275	TPC at Avenel, Potomac, MD	71/6917
1991	*Billy Andrade	263	Jeff Sluman	263	TPC at Avenel, Potomac, MD	71/6904
1992	Bill Glasson	276	John Daly Ken Green Mike Springer Howard Twitty	277	TPC at Avenel, Potomac, MD	71/7005
1993	Grant Waite	275	Tom Kite	276	TPC at Avenel, Potomac, MD	71/7005
1994	Mark Brooks	271	Bobby Wadkins D.A. Weibring	274	TPC at Avenel, Potomac, MD	71/7005
1995	*Lee Janzen	272	Corey Pavin	272	TPC at Avenel, Potomac, MD	71/7005
1996	Steve Stricker	270	Brad Faxon Scott Hoch Mark O'Meara Grant Waite	273	TPC at Avenel, Potomac, MD	71/7005
1997	Justin Leonard	274	Mark Weibe	275	TPC at Avenel, Potomac, MD	71/7005
1998	Stuart Appleby	274	Scott Hoch	275	TPC at Avenel, Potomac, MD	71/7005

Tournament Record: 263—Billy Andrade/Jeff Sluman, 1991  
 Current Course Record: 63—Ted Schulz, 1991; David Toms, 1992; Davis Love III, 1995; Corey Pavin, 1995 and 1996; Stuart Appleby, 1998  
 KEY: \* = Playoff ~ = Weather-shortened

# 1998 BUICK CLASSIC

Westchester CC, Harrison, NY  
Par: 36-35-71 Yards: 6,722

Purse: \$1,800,000  
June 11-14, 1998



**LEADERS: First Round**—Kevin Sutherland opened with a 7-under-par 64 and led by two strokes over J.P. Hayes, Bob Tway, Steve Lowery and Paul Goydos. **Second Round**—Jim Furyk and Hayes, at 9-under-par 133, led Sutherland by one stroke.

**Cut:** 81 players at 4-over-par 146 from a field of 156.

**PRO-AM:** \$10,000. Individual—Jim Furyk, 67, \$1,000. Team—Craig Stadler, Hal Sutton, Robert Damron, 56, \$833.34 each.

**WEATHER:** Beautiful Thursday. On Friday, play was suspended by heavy rain at 12:07 p.m. and called for the day at 3:47 p.m. The second round resumed at 8:05 a.m. Saturday. Play was suspended due to fog from 8:40-9:25 a.m. and due to a thunderstorm at 11:35 a.m. Play resumed at 5:30 p.m. and was suspended due to darkness at 8:05 p.m. The second round resumed at 8:00 a.m. Sunday. The tournament was reduced to 54 holes and the third round began at 10:20 a.m. off two tees. The lift-clean-and-place rule was in effect for the second and third rounds.



**Winner: J.P. Hayes 66-67-68 201 \$324,000.00**

*(Won playoff with birdie-4 on first extra hole)*

Jim Furyk	2	70-63-68	201	\$194,400.00	Robert Damron	T41	69-71-74	214	\$6,480.00
Tom Lehman	3	67-72-65	204	\$122,400.00	Scott Gump	T41	73-71-70	214	\$6,480.00
Bruce Fleisher	4	68-68-69	205	\$86,400.00	Guy Hill	T41	73-69-72	214	\$6,480.00
Tom Byrum	T5	69-71-66	206	\$68,400.00	Frank Nobilo	T41	74-69-71	214	\$6,480.00
Jeff Maggert	T5	68-71-67	206	\$68,400.00	Craig Parry	T41	74-72-68	214	\$6,480.00
Kevin Sutherland	T7	64-70-73	207	\$58,050.00	Stewart Cink	T47	74-69-72	215	\$4,623.43
Bob Tway	T7	66-70-71	207	\$58,050.00	Nick Faldo	T47	74-70-71	215	\$4,623.43
Steve Lowery	9	66-72-70	208	\$52,200.00	Paul Goydos	T47	66-74-75	215	\$4,623.43
Jesper Parnevik	T10	69-67-73	209	\$46,800.00	Darrell Kestner	T47	74-71-70	215	\$4,623.43
Chris Perry	T10	72-69-68	209	\$46,800.00	John Riegger	T47	72-73-70	215	\$4,623.43
Brad Faxon	T12	72-69-69	210	\$35,280.00	Lee Westwood	T47	68-74-73	215	\$4,623.43
Greg Kraft	T12	69-73-68	210	\$35,280.00	Steve Jurgensen	T47	70-76-69	215	\$4,623.42
Joe Ozaki	T12	70-70-70	210	\$35,280.00	Olin Browne	T54	73-73-70	216	\$4,032.00
Hugh Royer III	T12	68-72-70	210	\$35,280.00	Wayne Grady	T54	71-72-73	216	\$4,032.00
Craig Stadler	T12	72-70-68	210	\$35,280.00	Kent Jones	T54	74-72-70	216	\$4,032.00
Lee Rinker	T17	73-69-69	211	\$23,554.29	Jonathan Kaye	T54	75-70-71	216	\$4,032.00
Joey Sindelar	T17	74-71-66	211	\$23,554.29	Tim Loutalot	T54	73-70-73	216	\$4,032.00
Mike Standly	T17	69-75-67	211	\$23,554.29	Blaine McCallister	T54	70-73-73	216	\$4,032.00
Omar Uresti	T17	72-71-68	211	\$23,554.29	Scott Simpson	T54	73-70-73	216	\$4,032.00
Mark Calcavecchia	T17	67-71-73	211	\$23,554.28	Mike Sullivan	T54	72-71-73	216	\$4,032.00
Davis Love III	T17	73-68-70	211	\$23,554.28	Phil Taturangl	T54	72-72-72	216	\$4,032.00
Mark Wurtz	T17	68-73-70	211	\$23,554.28	Mark Carnevale	T63	72-73-72	217	\$3,780.00
Paul Azinger	T24	72-73-67	212	\$13,927.50	Ben Crenshaw	T63	72-69-76	217	\$3,780.00
Brian Claar	T24	71-75-66	212	\$13,927.50	Joe Durant	T63	74-71-72	217	\$3,780.00
Darren Clarke	T24	73-71-68	212	\$13,927.50	Gary Hallberg	T63	75-69-73	217	\$3,780.00
Keith Fergus	T24	68-73-71	212	\$13,927.50	Nolan Henke	T63	75-71-71	217	\$3,780.00
Steve Jones	T24	70-73-69	212	\$13,927.50	Bob Gilder	T68	71-75-72	218	\$3,618.00
Brian Kamm	T24	71-70-71	212	\$13,927.50	Donnie Hammond	T68	72-73-73	218	\$3,618.00
Jose Maria Olazabal	T24	73-72-67	212	\$13,927.50	Brett Quigley	T68	72-73-73	218	\$3,618.00
Vijay Singh	T24	71-70-71	212	\$13,927.50	Chris Smith	T68	77-69-72	218	\$3,618.00
Ben Bates	T32	72-70-71	213	\$9,340.00	Jim Estes	T72	69-75-75	219	\$3,474.00
Mark Brooks	T32	72-68-73	213	\$9,340.00	Bobby Gage	T72	73-73-73	219	\$3,474.00
Steve Elkington	T32	72-73-68	213	\$9,340.00	Jeff Gallagher	T72	73-73-73	219	\$3,474.00
Bob Friend	T32	72-70-71	213	\$9,340.00	Franklin Langham	T72	71-75-73	219	\$3,474.00
Jim Gallagher, Jr.	T32	71-72-70	213	\$9,340.00	Glen Hnatiuk	T76	73-72-75	220	\$3,366.00
Lee Porter	T32	68-72-73	213	\$9,340.00	Len Mattiace	T76	71-74-75	220	\$3,366.00
David Sutherland	T32	68-75-70	213	\$9,340.00	Frank Lickliter	78	75-70-76	221	\$3,312.00
Ted Tryba	T32	74-72-67	213	\$9,340.00	Tim Conley	79	73-73-76	222	\$3,276.00
Willie Wood	T32	71-73-69	213	\$9,340.00	Gabriel Hjertstedt	80	70-76-77	223	\$3,240.00
Billy Andrade	T41	74-66-74	214	\$6,480.00	Mike Brisky	81	73-73-81	227	\$3,204.00

The following players did not finish (C=cut, W=withdrew, D=disqualified)

C—147- Jimmy Johnston, J.L. Lewis, Rocco Mediate, John Morse, Clarence Rose, Bobby Wadkins, D.A. Weibring. 148- Dave Barr, Guy Boros, Jay Delsing, P.H. Horgan III, Bernhard Langer, Vance Veazey, Kevin Wentworth, Ian Woosnam. 149- Frank Bensel, Joe Daley, Danny Edwards, Tom Kite, Mark Schaare. 150- Harrison Frazar, Kelly Gibson, Tom Pernice, Jr., Mike Reid, Larry Rinker, Mike Springer, Hal Sutton, Howard Twitty, Duffy Waldorf. 151- Dicky Pride, Mike Small, Bruce Zabriski. 152- Chris DiMarco, Bradley Hughes, Esteban Toledo. 153- Carl Alexander, Andy Bean, Mike Hulbert, Mark Mielke. 154- Chip Beck. 155- Ronnie Black. 156- Michael Christie. 157- David Young. 158- Spike McRoy. W—72- Richard Coughlan, Gene Sauers. 73- Don Pooley. 74- Fulton Allem, Doug Barron, David Berganio, Jr., R.W. Eaks, Fred Funk, Lan Gooch, Jeff Sluman. 75- Barry Cheesman, Sandy Lyle, Sonny Skinner, Iain Steel, Jim Thorpe, Mike Weir. 76- Lennie Clements, Jim McGovern. 77- Tommy Armour III, Nicolas Fasth, Pete Jordan, Dave Stockton, Jr. 78- Jerry Kelly, Denis Watson. 80- John Adams, Craig Barlow. 83- George Burns. Ernie Els. D—84- Ken Green.

# BUICK CLASSIC



## TOURNAMENT HISTORY

Year	Winner	Score	Runner-up	Score	Location	Par/Yards
<b>WESTCHESTER CLASSIC</b>						
1967	Jack Nicklaus	272	Dan Sikes	273	Westchester CC, Harrison, NY	72/6573
1968	Julius Boros	272	Bob Murphy	273	Westchester CC, Harrison, NY	72/6648
			Jack Nicklaus			
			Dan Sikes			
1969	Frank Beard	275	Bert Greene	276	Westchester CC, Harrison, NY	72/6677
1970	Bruce Crampton	273	Larry Hinson	274	Westchester CC, Harrison, NY	72/6700
			Jack Nicklaus			
1971	Arnold Palmer	270	Gibby Gilbert	275	Westchester CC, Harrison, NY	72/6700
			Hale Irwin			
1972	Jack Nicklaus	270	Jim Colbert	273	Westchester CC, Harrison, NY	72/6700
1973	*Bobby Nichols	272	Bob Murphy	272	Westchester CC, Harrison, NY	72/6614
1974	Johnny Miller	269	Don Bies	271	Westchester CC, Harrison, NY	72/6614
1975	*Gene Littler	271	Julius Boros	271	Westchester CC, Harrison, NY	72/6614
<b>AMERICAN EXPRESS WESTCHESTER CLASSIC</b>						
1976	David Graham	272	Ben Crenshaw	275	Westchester CC, Harrison, NY	71/6603
			Tom Watson			
			Fuzzy Zoeller			
1977	Andy North	272	George Archer	274	Westchester CC, Harrison, NY	71/6603
1978	Lee Elder	274	Mark Hayes	275	Westchester CC, Harrison, NY	71/6603
<b>MANUFACTURERS HANOVER WESTCHESTER CLASSIC</b>						
1979	Jack Renner	277	David Graham	278	Westchester CC, Harrison, NY	71/6603
			Howard Twitty			
1980	Curtis Strange	273	Gibby Gilbert	275	Westchester CC, Harrison, NY	71/6603
1981	Raymond Floyd	275	Bobby Clampett	277	Westchester CC, Harrison, NY	71/6603
			Gibby Gilbert			
			Craig Stadler			
1982	Bob Gilder	261	Peter Jacobsen	266	Westchester CC, Harrison, NY	70/6329
			Tom Kite			
1983	Seve Ballesteros	276	Andy Bean	278	Westchester CC, Harrison, NY	71/6687
			Craig Stadler			
1984	Scott Simpson	269	David Graham	274	Westchester CC, Harrison, NY	71/6687
			Jay Haas			
			Mark O'Meara			
1985	*Roger Maltbie	275	George Burns	275	Westchester CC, Harrison, NY	71/6722
			Ray Floyd			
1986	Bob Tway	272	Willie Wood	273	Westchester CC, Harrison, NY	71/6723
1987	*J.C. Snead	276	Seve Ballesteros	276	Westchester CC, Harrison, NY	71/6769
1988	*Seve Ballesteros	276	David Frost	276	Westchester CC, Harrison, NY	71/6779
			Ken Green			
			Greg Norman			
1989	*Wayne Grady	277	Ronnie Black	277	Westchester CC, Harrison, NY	71/6779
<b>BUICK CLASSIC</b>						
1990	Hale Irwin	269	Paul Azinger	271	Westchester CC, Harrison, NY	71/6779
1991	Billy Andrade	273	Brad Bryant	275	Westchester CC, Harrison, NY	71/6779
1992	David Frost	268	Duffy Waldorf	276	Westchester CC, Harrison, NY	71/6779
1993	*Vijay Singh	280	Mark Wiebe	280	Westchester CC, Harrison, NY	71/6779
1994	Lee Janzen	268	Ernie Els	271	Westchester CC, Harrison, NY	71/6779
1995	*Vijay Singh	278	Doug Martin	278	Westchester CC, Harrison, NY	71/6779
1996	Ernie Els	271	Steve Elkington	279	Westchester CC, Harrison, NY	71/6779
1997	Ernie Els	268	Jeff Maggert	270	Westchester CC, Harrison, NY	71/6722
1998	~*J.P. Hayes	201	Jim Furyk	201	Westchester CC, Harrison, NY	71/6722

Tournament Record: 261—Bob Gilder, 1982

Course Record: 62—Dan Sikes, 1967; Jim Wright, 1976; Peter Jacobsen, 1982

KEY: \* = Playoff ~ = Weather-shortened

# 1998 U.S. OPEN CHAMPIONSHIP

The Olympic Club, San Francisco, CA  
Par: 35-35-70 Yardage: 6,797

Purse: \$3,000,000  
June 18-21, 1998



**LEADERS: First Round**—Payne Stewart shot a 4-under-par 66 to lead Mark Carnevale by one stroke. **Second Round**—Stewart, after a round of 71, was at 3-under-par 137, one stroke ahead of Bob Tway and Jeff Maggert. **Third Round**—Stewart, at 3-under-par 207, led Tom Lehman and Tway by four strokes.



**CUT:** 60 players (low 60 and ties, and anyone within 10 strokes of the lead) from a field of 156.

**WEATHER:** Cloudy, breezy and cool Thursday. More sun Friday, Saturday and Sunday.

**Winner: Lee Janzen 73-66-73-68 280 \$535,000.00**

Payne Stewart .....	2	66-71-70-74	281	\$315,000.00	Chris DiMarco .....	T32	71-71-74-77	293	\$18,372.00
Bob Tway .....	3	68-70-73-73	284	\$201,730.00	Joe Durant .....	T32	68-73-76-76	293	\$18,372.00
Nick Price .....	4	73-68-71-73	285	\$140,597.00	Padraig Harrington	T32	73-72-76-72	293	\$18,372.00
Tom Lehman .....	T5	68-75-68-75	286	\$107,392.00	John Huston .....	T32	73-72-72-76	293	\$18,372.00
Steve Stricker .....	T5	73-71-69-73	286	\$107,392.00	Mark O'Meara .....	T32	70-76-78-69	293	\$18,372.00
David Duval .....	T7	75-68-75-69	287	\$83,794.00	Steve Pate .....	T32	72-75-73-73	293	\$18,372.00
Jeff Maggert .....	T7	69-69-75-74	287	\$83,794.00	Lee Porter .....	T32	72-67-76-78	293	\$18,372.00
Lee Westwood .....	T7	72-74-70-71	287	\$83,794.00	Bruce Zabriski .....	T32	74-71-74-74	293	\$18,372.00
Stuart Appleby .....	T10	73-74-70-71	288	\$64,490.00	Justin Leonard .....	T40	71-75-77-71	294	\$15,155.00
Stewart Cink .....	T10	73-68-73-74	288	\$64,490.00	Scott McCarron .....	T40	72-73-77-72	294	\$15,155.00
Phil Mickelson .....	T10	71-73-74-70	288	\$64,490.00	Frank Nobilo .....	T40	76-67-76-75	294	\$15,155.00
Jeff Sluman .....	T10	72-74-74-68	288	\$64,490.00	Joe Acosta, Jr. ....	T43	73-72-76-74	295	\$12,537.00
Paul Azinger .....	T14	75-72-77-65	289	\$52,214.00	Olin Browne .....	T43	73-70-77-75	295	\$12,537.00
Jim Furyk .....	T14	74-73-68-74	289	\$52,214.00	Darren Clarke .....	T43	74-72-77-72	295	\$12,537.00
Jesper Parnevik .....	T14	69-74-76-70	289	\$52,214.00	Tom Kite .....	T43	70-75-76-74	295	\$12,537.00
Matt Kuchar .....	T14	70-69-76-74	289	Amateur	Jack Nicklaus .....	T43	73-74-73-75	295	\$12,537.00
Frank Lickliter .....	T18	73-71-72-74	290	\$41,833.00	Joey Sindelar .....	T43	71-75-75-74	295	\$12,537.00
Colin Montgomerie	T18	70-74-77-69	290	\$41,833.00	Ernie Els .....	T49	75-70-75-76	296	\$9,711.00
Jose Maria Olazabal	T18	68-77-71-74	290	\$41,833.00	Brad Faxon .....	T49	73-68-76-79	296	\$9,711.00
Loren Roberts .....	T18	71-76-71-72	290	\$41,833.00	Mike Reid .....	T49	76-70-73-77	296	\$9,711.00
Tiger Woods .....	T18	74-72-71-73	290	\$41,833.00	Scott Verplank .....	T49	74-72-73-77	296	\$9,711.00
Glen Day .....	T23	73-72-71-75	291	\$34,043.00	Fred Couples .....	T53	72-75-79-71	297	\$8,531.00
Casey Martin .....	T23	74-71-74-72	291	\$34,043.00	John Daly .....	T53	69-75-75-78	297	\$8,531.00
Thomas Bjorn .....	T25	72-75-70-75	292	\$25,640.00	Tim Herron .....	T53	75-72-77-73	297	\$8,531.00
Mark Carnevale .....	T25	67-73-74-78	292	\$25,640.00	James Johnson .....	T53	74-73-79-71	297	\$8,531.00
Per-Ulrik Johansson	T25	71-75-73-73	292	\$25,640.00	Mark Brooks .....	57	75-71-76-76	298	\$8,030.00
Chris Perry .....	T25	74-71-72-75	292	\$25,640.00	Scott Simpson .....	58	72-71-78-79	300	\$7,844.00
Eduardo Romero .....	T25	72-70-76-74	292	\$25,640.00	Rocky Walcher .....	59	77-70-77-79	303	\$7,696.00
Vijay Singh .....	T25	73-72-73-74	292	\$25,640.00	Tom Sipula .....	60	75-71-78-81	305	\$7,549.00
D.A. Weirbring .....	T25	72-72-75-73	292	\$25,640.00					

The following players did not finish (C=cut, W=withdrew, D=disqualified)

**C—148-** Billy Andrade, John Cook, Brad Fabel, Gene Fieger, Brent Geiberger, Derek Gilchrist, Retief Goosen, Jay Haas, Hale Irwin, Patrick Lee, Andrew Magee, Corey Pavin, Paul Simson, Grant Waite, Tom Watson. **149-** Michael Baird, David Eger, Nick Faldo, Edward Fryatt, Gary Hallberg, Scott Hoch, Steve Jones, Chris Kaufman, Doug Martin, Jumbo Ozaki, Paul Stankowski, Omar Uresti, Kevin Wentworth. **150-** Mark Calcavecchia, Christian Chernock, Trevor Dodds, Steve Elkington, Jimmy Green, David Kirkpatrick, David Ogrin, Sam Randolph, Clarence Rose, Phil Tataurangi, Mark Wilson, Willie Wood. **151-** Grant Clough, Don Pooley, Ian Woosnam, Fuzzy Zoeller. **152-** Robert Deruntz, Graham Marsh, Dick Mast, Tim Straub, Tom Sutter, Vaughn Taylor, Kirk Triplett. **153-** Mike Brisky, Brandel Chamblee, Jason Gore, Pete Jordan, Bernhard Langer, Davis Love III, Mike Small, Kevin Sutherland, Garrett Willis. **154-** Jason Allen, Shane Bertsch, Jim Estes, Ignacio Garrido, Robert Karlsson, Martin Lonardi, Perry Moss, Perry Parker, Costantino Rocca. **155-** Chip Beck, Rick Gehr, Ted Oh, Ryan Palmer, Curtis Strange, Wes Weston. **156-** Guy Boros, Chris Tidland, Rick Todd. **157-** Michael Burke, Jr., Gary March. **158-** Joel Kribel, Jeff Thorsen, Brett Wetterich. **159-** Garrett Larson, Ken Peyre-Ferry. **160-** Ben Crenshaw, Howard Twitty. **162-** Jimmy Johnston, Alan Morin, Rene Rangel. **163-** Jeff McMillian. **164-** Tom Anderson. **166-** Adrian Stills. **167-** Richard Ames. **W—78-** Dudley Hart.

# U.S. OPEN



## TOURNAMENT HISTORY

Year	Winner	Score	Runner-up	Score	Location
<b>U.S. OPEN</b>					
1895	Horace Rawlins	173	Willie Dunn	175	Newport GC, Newport, RI
1896	James Foulis	152	Horace Rawlins	155	Shinnecock Hills GC, Southampton, NY
1897	Joe Lloyd	162	Willie Anderson	163	Chicago GC, Wheaton, IL
(Competition extended from 36 to 72 holes after 1897)					
1898	Fred Herd	328	Alex Smith	335	Myopia Hunt Club, Hamilton, MA
1899	Willie Smith	315	George Low	326	Baltimore CC, Baltimore, MD
			Val Fitzjohn		
			W. H. Way		
1900	Harry Vardon	313	J. H. Taylor	315	Chicago GC, Wheaton, IL
1901	*Willie Anderson (85)	331	Alex Smith	(86)	Myopia Hunt Club, Hamilton, MA
1902	Laurie Auchterlonie	307	Stewart Gardner	313	Garden City GC, Garden City, LI, NY
1903	*Willie Anderson (82)	307	David Brown	(84)	Baltusrol GC, Short Hills, NJ
1904	Willie Anderson	303	Gil Nicholls	308	Glen View Club, Golf, IL
1905	Willie Anderson	314	Alex Smith	316	Myopia Hunt Club, Hamilton, MA
1906	Alex Smith	295	Willie Smith	302	Onwentsia Club, Lake Forest, IL
1907	Alex Ross	302	Gil Nicholls	304	Philadelphia Cricket Club, Chestnut Hill, PA
1908	*Fred McLeod (77)	322	Willie Smith	(83)	Myopia Hunt Club, Hamilton, MA
1909	George Sargent	290	Tom McNamara	294	Englewood GC, Englewood, NJ
1910	*Alex Smith (71)	298	John McDermott	(75)	Philadelphia Cricket Club, Chestnut Hill, PA
			Macdonald Smith	(77)	
1911	*John McDermott (80)	307	Mike Brady	(82)	Chicago GC, Wheaton, IL
			George Simpson	(85)	
1912	John McDermott	294	Tom McNamara	296	CC of Buffalo, Buffalo, NY
1913	*Francis Ouimet (72)	304	Harry Vardon	(77)	The Country Club, Brookline, MA
			Edward Ray	(78)	
1914	Walter Hagen	290	#Charles Evans, Jr.	291	Midlothian CC, Blue Island, IL
1915	#Jerome Travers	297	Tom McNamara	298	Baltusrol GC, Short Hills, NJ
1916	#Charles Evans, Jr.	286	Jock Hutchison	288	Minikahda Club, Minneapolis, MN
1917-	No Championships—World War I				
1918					
1919	*Walter Hagen (77)	301	Mike Brady	(78)	Brae Burn CC, West Newton, MA
1920	Edward Ray	295	Harry Vardon	296	Inverness CC, Toledo, OH
			Jack Burke		
			Leo Diegel		
			Jock Hutchison		
1921	James M. Barnes	289	Walter Hagen	298	Columbia CC, Chevy Chase, MD
			Fred McLeod		
1922	Gene Sarazen	288	John L. Black	289	Skokie CC, Glencoe, IL
			#Robert T. Jones, Jr.		
1923	*Robert T. Jones, Jr. (76)	296	Bobby Cruickshank	(78)	Inwood CC, Inwood, LI, NY
1924	Cyril Walker	297	#Robert T. Jones, Jr.	300	Oakland Hills CC, Birmingham, MI
1925	*Willie Macfarlane (147)	291	#Robert T. Jones, Jr. (148)		Worcester CC, Worcester, MA
1926	#Robert T. Jones, Jr.	293	Joe Turnesa	294	Scioto CC, Columbus, OH
1927	*Tommy Armour (76)	301	Harry Cooper	(79)	Oakmont CC, Oakmont, PA
1928	*Johnny Farrell (143)	294	#Robert T. Jones, Jr. (144)		Olympia Fields CC, Matteson, IL
1929	*Robert T. Jones, Jr. (141)	294	Al Espinosa	(164)	Winged Foot GC, Mamaroneck, NY
1930	#Robert T. Jones, Jr.	287	Macdonald Smith	289	Interlachen CC, Hopkins, MN
1931	*Billy Burke (149-148)	292	George Von Elm	(149-149)	Inverness Club, Toledo, OH
1932	Gene Sarazen	286	Phil Perkins	289	Fresh Meadows CC, Flushing, NY
			Bobby Cruickshank		
1933	#Johnny Goodman	287	Ralph Guldahl	288	North Shore CC, Glenview, IL
1934	Olin Dutra	293	Gene Sarazen	294	Merion Cricket Club, Ardmore, PA
1935	Sam Parks, Jr.	299	Jimmy Thomson	301	Oakmont CC, Oakmont, PA
1936	Tony Manero	282	Harry Cooper	284	Baltusrol GC, Springfield, NJ
1937	Ralph Guldahl	281	Sam Snead	283	Oakland Hills CC, Birmingham, MI
1938	Ralph Guldahl	284	Dick Metz	290	Cherry Hills CC, Denver, CO



# U.S. OPEN



## TOURNAMENT HISTORY

Year	Winner	Score	Runner-up	Score	Location
1939	*Byron Nelson (68-70)	284	Craig Wood	(68-73)	Philadelphia CC, Philadelphia, PA
1940	*Lawson Little (70)	287	Denny Shute	(76)	
1941	Craig Wood	284	Gene Sarazen	(73)	Canterbury GC, Cleveland, OH
1942-			Denny Shute	287	Colonial Club, Fort Worth, TX
1945	No Championships—World War II				
1946	*Lloyd Mangrum (72-72)	284	Vic Ghezzi	(72-73)	Canterbury GC, Cleveland, OH
			Byron Nelson	(72-73)	
1947	*Lew Worsham (69)	282	Sam Snead	(70)	St. Louis CC, Clayton, MO
1948	Ben Hogan	276	Jimmy Demaret	278	Riviera CC, Los Angeles, CA
1949	Cary Middlecoff	286	Sam Snead	287	Medinah CC, Medinah, IL
			Clayton Heafner		
1950	*Ben Hogan (69)	287	Lloyd Mangrum	(73)	Merion Golf Club, Ardmore, PA
			George Fazio	(75)	
1951	Ben Hogan	287	Clayton Heafner	289	Oakland Hills CC, Birmingham, MI
1952	Julius Boros	281	Ed Oliver	285	Northwood CC, Dallas, TX
1953	Ben Hogan	283	Sam Snead	289	Oakmont CC, Oakmont, PA
1954	Ed Furgol	284	Gene Littler	285	Baltusrol GC, Springfield, NJ
1955	*Jack Fleck (69)	287	Ben Hogan	(72)	Olympic Club, San Francisco, CA
1956	Cary Middlecoff	281	Ben Hogan	282	Oak Hill CC, Rochester, NY
			Julius Boros		
1957	*Dick Mayer (72)	282	Cary Middlecoff	(79)	Inverness Club, Toledo, OH
1958	Tommy Bolt	283	Gary Player	287	Southern Hills CC, Tulsa, OK
1959	Billy Casper	282	Bob Rosburg	283	Winged Foot GC, Mamaroneck, NY
1960	Arnold Palmer	280	*Jack Nicklaus	282	Cherry Hills CC, Denver, CO
1961	Gene Littler	281	Bob Goalby	282	Oakland Hills CC, Birmingham, MI
			Doug Sanders		
1962	*Jack Nicklaus (71)	283	Arnold Palmer	(74)	Oakmont CC, Oakmont, PA
1963	*Julius Boros (70)	293	Jacky Cupit	(73)	The Country Club, Brookline, MA
			Arnold Palmer	(76)	
1964	Ken Venturi	278	Tommy Jacobs	282	Congressional CC, Washington, DC
1965	*Gary Player (71)	282	Kel Nagle	(74)	Bellerive CC, St Louis, MO
1966	*Billy Casper (69)	278	Arnold Palmer	(73)	Olympic Club, San Francisco, CA
1967	Jack Nicklaus	275	Arnold Palmer	279	Baltusrol GC, Springfield, NJ
1968	Lee Trevino	275	Jack Nicklaus	279	Oak Hill CC, Rochester NY
1969	Orville Moody	281	Deane Beman	282	Champions GC, Houston, TX
			Al Geiberger		
			Bob Rosburg		
1970	Tony Jacklin	281	Dave Hill	288	Hazeltine GC, Chaska, MN
1971	*Lee Trevino (68)	280	Jack Nicklaus	(71)	Merion Golf Club, Ardmore, PA
1972	Jack Nicklaus	290	Bruce Crampton	293	Pebble Beach GL, Pebble Beach, CA
1973	Johnny Miller	279	John Schlee	280	Oakmont CC, Oakmont, PA
1974	Hale Irwin	287	Forrest Fezler	289	Winged Foot GC, Mamaroneck, NY
1975	*Lou Graham (71)	287	John Mahaffey	(73)	Medinah CC, Medinah, IL
1976	Jerry Pate	277	Tom Weiskopf	279	Atlanta Athletic Club, Duluth, GA
			Al Geiberger		
1977	Hubert Green	278	Lou Graham	279	Southern Hills CC, Tulsa, OK
1978	Andy North	285	Dave Stockton	286	Cherry Hills CC, Denver, CO
			J. C. Snead		
1979	Hale Irwin	284	Gary Player	286	Inverness Club, Toledo, OH
			Jerry Pate		
1980	Jack Nicklaus	272	Isao Aoki	274	Baltusrol GC, Springfield NJ
1981	David Graham	273	George Burns	276	Merion GC, Ardmore, PA
			Bill Rogers		
1982	Tom Watson	282	Jack Nicklaus	284	Pebble Beach GL, Pebble Beach, CA
1983	Larry Nelson	280	Tom Watson	281	Oakmont CC, Oakmont, PA
1984	*Fuzzy Zoeller (67)	276	Greg Norman	(75)	Winged Foot GC, Mamaroneck, NY

# U.S. OPEN



## TOURNAMENT HISTORY

Year	Winner	Score	Runner-up	Score	Location
1985	Andy North	279	Dave Barr T.C. Chen	280	Oakland Hills CC, Birmingham, MI
1986	Raymond Floyd	279	Denis Watson Lanny Wadkins Chip Beck	281	Shinnecock Hills GC, Southampton, NY
1987	Scott Simpson	277	Tom Watson	278	Olympic Club Lake Course, San Francisco, CA
1988	*Curtis Strange (71)	278	Nick Faldo	(75)	The Country Club, Brookline, MA
1989	Curtis Strange	278	Chip Beck Mark McCumber Ian Woosnam	279	Oak Hill CC, Rochester, NY
1990	*Hale Irwin (74-3)	280	Mike Donald	(74-4)	Medinah CC, Medinah, IL
1991	*Payne Stewart (75)	282	Scott Simpson	(77)	Hazeltine National GC, Chaska, MN
1992	Tom Kite	285	Jeff Sluman	287	Pebble Beach GL, Pebble Beach, CA
1993	Lee Janzen	272	Payne Stewart	274	Baltusrol GC, Springfield, NJ
1994	*Ernie Els (74-4-4)	279	Loren Roberts Colin Montgomerie	(74-4-5) (78)	Oakmont CC, Oakmont, PA
1995	Corey Pavin	280	Greg Norman	282	Shinnecock Hills GC, Southampton, NY
1996	Steve Jones	278	Tom Lehman Davis Love III	279	Oakland Hills CC, Bloomfield Hills, MI
1997	Ernie Els	276	Colin Montgomerie	277	Congressional CC (Blue Course), Bethesda, MD
1998	Lee Janzen	280	Payne Stewart	281	The Olympic Club (Lake Course), San Francisco, CA

Tournament Record: 272—Jack Nicklaus, 1980; Lee Janzen, 1993 (both Baltusrol GC)  
 18-Hole Record: 63—Johnny Miller, 1973 (Oakmont CC); Tom Weiskopf, 1980 (Baltusrol GC);  
 Jack Nicklaus, 1980 (Baltusrol GC)

KEY: \* = Playoff # = Amateur Figures in parentheses indicate playoff scores.

## U.S. OPEN NOTES

**Lee Janzen** came from five strokes back on Sunday to win his second U.S. Open. It was the best final-round comeback by a U.S. Open winner in 25 years and ranks third all-time behind **Arnold Palmer's** seven strokes in 1960 and **Johnny Miller's** six-stroke comeback in 1973. Also coming from five strokes back were **Johnny Farrell** in 1928 and **Byron Nelson** in 1939.

In the first 94 U.S. Opens, no one shot less than 30 for nine holes. In the next two U.S. Opens, **Neal Lancaster** did it twice – shooting 29 over the second nine of the fourth round at Shinnecock Hills GC in 1995 and over the second nine of the second round at Oakland Hills CC in 1996.

# 1998 MOTOROLA WESTERN OPEN



**Cog Hill G&CC (Dubsdread), Lemont, IL**  
**Par: 36-36-72 Yards: 7,073**

**June 25-28, 1998**  
**Purse: \$2,200,000**

**LEADERS: First Round**—Greg Kraft shot a 5-under-par 67 to lead Joe Durant, Vijay Singh and Lee Janzen by one stroke. **Second Round**—Durant, at 9-under-par 135, led Singh by one stroke. **Third Round**—Singh was at 15-under-par 201, two strokes ahead of Kraft.



**CUT:** 79 players (78 professionals and one amateur) at 2-over-par 146 from a field of 156.

**PRO-AM:** \$10,000. Individual—Stuart Appleby, 67, \$1,000. Team—Dudley Hart, 55, \$1,000.

**WEATHER:** Oppressively hot and humid Thursday, with strong winds and a brief evening shower. The start of Friday's play was delayed 90 minutes due to an overnight storm. Hot and humid with less wind Friday. Cloudy early Saturday and Sunday, then hot and humid in the afternoon.

**Winner: Joe Durant 68-67-70-66 271 \$396,000.00**

Vijay Singh .....	2	68-68-65-72	273	\$237,600.00	Joey Sindelar .....	T35	73-72-68-73	286	\$10,387.14
Dudley Hart .....	T3	74-70-70-63	277	\$127,600.00	Scott Simpson .....	T42	75-71-71-70	287	\$7,920.00
Lee Janzen .....	T3	68-69-69-71	277	\$127,600.00	Kevin Sutherland .....	T42	73-73-71-70	287	\$7,920.00
Greg Kraft .....	T5	67-70-66-75	278	\$83,600.00	Tommy Tolles .....	T42	73-70-74-70	287	\$7,920.00
Steve Stricker .....	T5	71-69-67-71	278	\$83,600.00	Bob Tway .....	T42	73-69-72-73	287	\$7,920.00
Jim Furyk .....	T7	72-71-68-68	279	\$70,950.00	John Huston .....	T46	74-69-71-74	288	\$6,600.00
Scott Hoch .....	T7	71-67-70-71	279	\$70,950.00	Larry Rinker .....	T46	73-69-73-73	288	\$6,600.00
Stuart Appleby .....	T9	73-71-68-69	281	\$49,225.00	Donnie Hammond .....	T48	72-74-72-71	289	\$5,596.80
Clark Dennis .....	T9	71-69-73-68	281	\$49,225.00	Neal Lancaster .....	T48	72-71-73-73	289	\$5,596.80
Dan Forsman .....	T9	74-71-68-68	281	\$49,225.00	Doug Martin .....	T48	77-68-72-72	289	\$5,596.80
Harrison Frazar .....	T9	74-70-69-68	281	\$49,225.00	David Toms .....	T48	72-74-69-74	289	\$5,596.80
Justin Leonard .....	T9	72-72-69-68	281	\$49,225.00	Bobby Wadkins .....	T48	72-69-72-76	289	\$5,596.80
Joe Ozaki .....	T9	71-69-68-73	281	\$49,225.00	Brian Kamm .....	T53	72-72-73-73	290	\$5,093.00
Scott Verplank .....	T9	75-71-68-67	281	\$49,225.00	J.L. Lewis .....	T53	74-70-75-71	290	\$5,093.00
Tiger Woods .....	T9	76-67-69-69	281	\$49,225.00	Larry Mize .....	T53	74-71-70-75	290	\$5,093.00
Tommy Armour III .....	T17	72-69-69-72	282	\$33,000.00	Chris Smith .....	T53	75-71-74-70	290	\$5,093.00
Skip Kendall .....	T17	70-69-74-69	282	\$33,000.00	Jay Delsing .....	T57	73-72-71-75	291	\$4,840.00
Frank Lickliter .....	T17	75-68-72-67	282	\$33,000.00	Bruce Fleisher .....	T57	75-67-76-73	291	\$4,840.00
Robert Damron .....	T20	74-71-68-70	283	\$27,500.00	Franklin Langham .....	T57	74-70-72-75	291	\$4,840.00
Duffy Waldorf .....	T20	74-70-71-68	283	\$27,500.00	Jim McGovern .....	T57	69-72-73-77	291	\$4,840.00
Tom Byrum .....	T22	70-71-75-68	284	\$18,822.23	Mike Reid .....	T57	74-69-74-74	291	\$4,840.00
Nick Price .....	T22	72-74-69-69	284	\$18,822.23	Hugh Royer III .....	T57	72-74-75-70	291	\$4,840.00
Tim Conley .....	T22	71-70-69-74	284	\$18,822.22	Payne Stewart .....	T57	72-74-69-76	291	\$4,840.00
Steve Flesch .....	T22	69-70-70-75	284	\$18,822.22	Danny Green .....	T57	75-70-75-71	291	Amateur
Scott Gump .....	T22	71-72-71-70	284	\$18,822.22	Doug Barron .....	T65	74-71-79-69	293	\$4,554.00
Chris Perry .....	T22	73-69-69-73	284	\$18,822.22	Bob Estes .....	T65	72-73-74-74	293	\$4,554.00
Loren Roberts .....	T22	72-73-68-71	284	\$18,822.22	Nolan Henke .....	T65	72-73-71-77	293	\$4,554.00
Hal Sutton .....	T22	76-69-69-70	284	\$18,822.22	Len Mattiace .....	T65	73-72-74-74	293	\$4,554.00
Mark Wiebe .....	T22	74-70-67-73	284	\$18,822.22	Billy Mayfair .....	T65	71-74-74-74	293	\$4,554.00
J.P. Hayes .....	T31	72-72-73-68	285	\$13,337.50	David Ogrin .....	T65	73-69-78-73	293	\$4,554.00
Tim Herron .....	T31	70-70-74-71	285	\$13,337.50	Jim Carter .....	T71	75-71-74-74	294	\$4,356.00
Clarence Rose .....	T31	74-66-72-73	285	\$13,337.50	Brad Fabel .....	T71	74-70-76-74	294	\$4,356.00
Ted Tryba .....	T31	70-72-70-73	285	\$13,337.50	Tom Pernice, Jr. ....	T71	73-69-79-73	294	\$4,356.00
Brandel Chamblee ..	T35	76-70-72-68	286	\$10,387.15	Wayne Grady .....	T74	78-68-77-73	296	\$4,202.00
Jeff Sluman .....	T35	74-66-76-70	286	\$10,387.15	Rocco Mediate .....	T74	72-74-74-76	296	\$4,202.00
Trevor Dodds .....	T35	75-69-72-70	286	\$10,387.14	John Morse .....	T74	73-69-76-78	296	\$4,202.00
R.W. Eaks .....	T35	73-73-69-71	286	\$10,387.14	Dave Rummells .....	T74	76-68-77-75	296	\$4,202.00
David Frost .....	T35	72-69-74-71	286	\$10,387.14	Guy Hill .....	78	72-72-73-82	299	\$4,092.00
Phil Mickelson .....	T35	77-69-69-71	286	\$10,387.14	Russ Cochran .....		76-70-81-WD		

The following players did not finish (C=cut, W=withdrew, D=disqualified)

C—147- John Adams, Phil Blackmar, Barry Cheesman, Michael Christie, Rick Fehr, Blaine McCallister, Esteban Toledo, Omar Uresti. 148- Ben Bates, Jim Benepe, Mark Brooks, Bobby Gage, Paul Goydos, Peter Jacobsen, Jerry Kelly, Spike McRoy, Mark O'Meara, Vance Veazey, D.A. Weibring. 149- John Cook, Richard Coughlan, Glen Day, Chris DiMarco, Gabriel Hjertstedt, Glen Hnatik, Steve Jurgensen, Scott McCarron, Mike Small, Dave Stockton, Jr., Kevin Yantis. 150- Bob Friend, Jeff Gallagher, Bob Gilder, P.H. Horgan III, Pete Jordan, Andrew Magee, John Riegger, Mike Weir. 151- Ronnie Black, Brad Elder, Kelly Gibson, Sonny Skinner, Mike Springer, David Sutherland, Kevin Wentworth, Mark Wurtz. 152- Craig Barlow, Mike Brisky, Billy Ray Brown, Lennie Clements, Jim Estes, Kent Jones. 153- Guy Boros, Olin Browne, Mike Hulbert, Frank Nobilo, Craig Stadler, Mike Standly. 154- Mark Calcavecchia, Jay Haas, Steve Lowery. 155- Chip Beck, Joe Daley, Ian Gooch, Hisayuki Sasaki, Iain Steel. 156- Brent Geiberger, Dino Lucchesi, Lee Rinker. 157- Jim Gallagher, Jr. 158- Lee Porter. 159- Bryant MacKellar. 161- Douglas Bauman, Mike Harrigan. 167- Norman Brown. W—81- Mark Carnevale. 82- Tim Loustalot. 227- Russ Cochran.

# MOTOROLA WESTERN OPEN



## TOURNAMENT HISTORY

Year	Winner	Score	Runner-up	Score	Location	Par/Yards
<b>WESTERN OPEN</b>						
1899	*Willie Smith	156	Laurie Auchterlonie	156	Glen View GC, Chicago, IL	72/6362
1900	No Tournament					
1901	Laurie Auchterlonie	160	David Bell	162	Midlothian CC, Chicago, IL	71/6654
1902	Willie Anderson	299	Willie Smith	304	Euclid Club, Cleveland, OH	N/A
1903	Alex Smith	318	Laurie Auchterlonie	320	Milwaukee CC, Milwaukee, WI	72/6867
			David Brown			
1904	Willie Anderson	304	Alex Smith	308	Kent CC, Grand Rapids, MI	71/6514
1905	Arthur Smith	278	James Maiden	280	Cincinnati GC, Cincinnati, OH	71/6231
1906	Alex Smith	306	Jack Hobens	309	Homewood CC, Chicago, IL	70/6311
1907	Robert Simpson	307	Willie Anderson	309	Hinsdale GC, Hinsdale, IL	71/6475
			Fred McCloud			
1908	Willie Anderson	299	Fred McCloud	300	Normandie GC, St. Louis, MO	71/6534
1909	Willie Anderson	288	Stewart Gardner	297	Skokie CC, Chicago, IL	72/6913
1910	#Charles Evans, Jr.	6&5	George Simpson		Beverly CC, Chicago, IL	72/6754
1911	Robert Simpson	2&1	Tom MacNamara		Kent CC, Grand Rapids, MI	71/6514
1912	Mac Smith	299	Alex Robertson	302	Idlewild CC, Chicago, IL	72/6754
1913	John McDermott	295	Mike Brady	302	Memphis CC, Memphis, TN	70/6695
1914	Jim Barnes	293	Willie Kidd	294	Interlachen CC, Minneapolis, MN	73/6733
1915	Tom McNamara	304	Alex Cunningham	306	Glen Oak CC, Chicago, IL	72/6503
1916	Walter Hagen	286	Jock Hutchison	287	Blue Mound CC, Chicago, IL	N/A
			George Sargent			
1917	Jim Barnes	283	Walter Hagen	285	Westmoreland CC, Chicago, IL	72/6798
1918	No Tournament					
1919	Jim Barnes	283	Leo Diegel	286	Mayfield CC, Cleveland, OH	72/6609
1920	Jock Hutchison	296	James Barnes	297	Olympia Fields CC, Chicago, IL	71/6749
			Clarence Hackney			
			Harry Hampton			
1921	Walter Hagen	287	Jock Hutchison	292	Oakwood Club, Cleveland, OH	71/6709
1922	Mike Brady	291	Laurie Ayton	301	Oakland Hills CC, Detroit, MI	72/7052
			Jock Hutchison			
1923	Jock Hutchison	281	Bobby Cruickshank	287	Colonial CC, Memphis, TN	70/7116
			Leo Diegel			
			Walter Hagen			
			Joe Kirkwood, Sr.			
1924	Bill Mehlhorn	293	Al Watrous	301	Calumet CC, Chicago, IL	72/6524
1925	Mac Smith	281	Leo Diegel	287	Youngstown CC, Youngstown, OH	71/6597
			Johnny Farrell			
			Emmet French			
			Walter Hagen			
			Bill Mehlhorn			
1926	Walter Hagen	279	Harry Cooper	288	Highland G&CC, Indianapolis, IN	70/6501
			Gene Sarazen			
1927	Walter Hagen	281	Al Espinosa	285	Olympia Fields CC, Chicago, IL	71/6749
			Bill Mehlhorn			
1928	Abe Espinosa	291	Johnny Farrell	294	North Shore GC, Chicago, IL	72/7024
1929	Tommy Armour	273	Horton Smith	281	Ozaukee CC, Milwaukee, WI	70/6553
1930	Gene Sarazen	278	Al Espinosa	285	Indianwood G&CC, Detroit, MI	N/A
1931	Ed Dudley	280	Walter Hagen	284	Miami Valley GC, Dayton, OH	71/6589
1932	Walter Hagen	287	Olin Dutra	288	Canterbury GC, Cleveland, OH	72/6877
1933	Mac Smith	282	Tommy Armour	288	Olympia Fields CC, Chicago, IL	71/6749
1934	*Harry Cooper	274	Ky Laffoon	274	Country Club of Peoria, Peoria, IL	70/6068
1935	John Revolta	290	Willie Goggin	294	South Bend CC, South Bend, IN	71/6455
1936	Ralph Guldahl	274	Ray Mangrum	277	Davenport CC, Davenport, IA	71/6458
1937	*Ralph Guldahl	288	Horton Smith	288	Canterbury CC, Cleveland, OH	72/6877
1938	Ralph Guldahl	279	Sam Snead	286	Westwood CC, St. Louis, MO	72/6785
1939	Byron Nelson	281	Lloyd Mangrum	282	Medinah CC, Chicago, IL	71/7104
1940	*Jimmy Demaret	293	Toney Penna	293	River Oaks CC, Houston, TX	72/6868

# MOTOROLA WESTERN OPEN



## TOURNAMENT HISTORY

Year	Winner	Score	Runner-up	Score	Location	Par/Yards
1941	Ed Oliver	275	Ben Hogan	278	Phoenix GC, Phoenix, AZ	71/6726
1942	Herman Barron	276	Byron Nelson			
			Henry Picard	278	Phoenix GC, Phoenix, AZ	71/6726
1943-1945	No Tournaments					
1946	Ben Hogan	271	Lloyd Mangrum	275	Sunset CC, St. Louis, MO	72/6323
1947	Johnny Palmer	270	Bobby Locke	271	Salt Lake City CC, Salt Lake City, UT	72/6891
			Ed Oliver			
1948	*Ben Hogan	281	Ed Oliver	281	Brookfield CC, Buffalo, NY	72/6813
1949	Sam Snead	268	Cary Middlecoff	272	Keller GC, St. Paul, MN	72/6542
1950	Sam Snead	282	Jim Ferrier	283	Brentwood CC, Los Angeles, CA	72/6729
			E. J. Harrison			
1951	Marty Furgol	270	Cary Middlecoff	271	Davenport CC, Davenport, IA	71/6450
1952	Lloyd Mangrum	274	Bobby Locke	282	Westwood CC, St. Louis, MO	72/6785
1953	Dutch Harrison	278	Ed Furgol	282	Bellerive CC, St. Louis, MO	71/7305
			Fred Haas			
			Lloyd Mangrum			
1954	*Lloyd Mangrum	277	Ted Kroll	277	Kenwood CC, Cincinnati, OH	72/6950
1955	Cary Middlecoff	272	Mike Souchak	274	Portland GC, Portland, OR	72/6564
1956	*Mike Fetchick	284	Doug Ford	284	Presidio CC, San Francisco, CA	72/6488
			Jay Hebert			
			Don January			
1957	*Doug Ford	279	George Bayer	279	Plum Hollow GC, Detroit, MI	72/6854
			Gene Littler			
			Billy Maxwell			
1958	Doug Sanders	275	Dow Finsterwald	276	Red Run GC, Royal Oak, MI	72/6801
1959	Mike Souchak	272	Arnold Palmer	273	Pittsburgh Field Club, Fox Chapel, PA	71/6586
1960	*Stan Leonard	278	Art Wall	278	Western G & CC, Detroit, MI	72/6808
1961	Arnold Palmer	271	Sam Snead	273	Blythefield CC, Grand Rapids, MI	71/6730
1962	Jacky Cupit	281	Billy Casper	283	Medinah CC, Medinah, IL	71/7014
1963	*Arnold Palmer	280	Julius Boros	280	Beverly CC, Chicago, IL	71/6923
			Jack Nicklaus			
1964	Chi Chi Rodriguez	268	Arnold Palmer	269	Tam O'Shanter CC, Niles, IL	71/6686
1965	Billy Casper	270	Jack McGowan	272	Tam O'Shanter CC, Niles, IL	71/6686
			Chi Chi Rodriguez			
1966	Billy Casper	283	Gay Brewer	286	Medinah CC, Medinah, IL	71/7014
1967	Jack Nicklaus	274	Doug Sanders	276	Beverly CC, Chicago, IL	71/6923
1968	Jack Nicklaus	273	Miller Barber	276	Olympia Fields CC, Olympia Fields, IL	71/6749
1969	Billy Casper	276	Rocky Thompson	280	Midlothian CC, Midlothian, IL	71/6654
1970	Hugh Royer	273	Dale Douglass	274	Beverly CC, Chicago, IL	71/6923
1971	Bruce Crampton	279	Bobby Nichols	281	Olympia Fields CC, Olympia Fields, IL	71/6749
1972	Jim Jamieson	271	Labron Harris, Jr.	277	Sunset Ridge, Winnetka, IL	71/6716
1973	Billy Casper	272	Larry Hinson	273	Midlothian CC, Midlothian, IL	71/6654
			Hale Irwin			
1974	Tom Watson	287	J.C. Snead	289	Butler National GC, Oak Brook, IL	71/7002
			Tom Weiskopf			
1975	Hale Irwin	283	Bobby Cole	284	Butler National GC, Oak Brook, IL	71/7002
1976	Al Geiberger	288	Joe Porter	289	Butler National GC, Oak Brook, IL	71/7002
1977	Tom Watson	283	Wally Armstrong	284	Butler National GC, Oak Brook, IL	72/7097
			Johnny Miller			
1978	*Andy Bean	282	Bill Rogers	282	Butler National GC, Oak Brook, IL	72/7097
1979	*Larry Nelson	286	Ben Crenshaw	286	Butler National GC, Oak Brook, IL	72/7097
1980	Scott Simpson	281	Andy Bean	286	Butler National GC, Oak Brook, IL	72/7097
1981	Ed Fiori	277	Jim Colbert	281	Butler National GC, Oak Brook, IL	72/7097
			Greg Powers			
			Jim Simons			
1982	Tom Weiskopf	276	Larry Nelson	277	Butler National GC, Oak Brook, IL	72/7097
1983	Mark McCumber	284	Tom Watson	285	Butler National GC, Oak Brook, IL	72/7097
1984	*Tom Watson	280	Greg Norman	280	Butler National GC, Oak Brook, IL	72/7097



# MOTOROLA WESTERN OPEN



## TOURNAMENT HISTORY

Year	Winner	Score	Runner-up	Score	Location	Par/Yards
1985	*#Scott Verplank	279	Jim Thorpe	279	Butler National GC, Oak Brook, IL	72/7097
1986	*Tom Kite	286	Fred Couples David Frost Nick Price	286	Butler National GC, Oak Brook, IL	72/7097
<b>BEATRICE WESTERN OPEN</b>						
1987	-D. A. Weirbring	207	Larry Nelson Greg Norman	208	Butler National GC, Oak Brook, IL**	72/6752
** Rain forced play to be held on nine holes of Butler National and nine holes at adjacent Oak Brook Village course.						
1988	Jim Benepe	278	Peter Jacobsen	279	Butler National GC, Oak Brook, IL	72/7097
1989	*Mark McCumber	275	Peter Jacobsen	275	Butler National GC, Oak Brook, IL	72/7097
<b>CENTEL WESTERN OPEN</b>						
1990	Wayne Levi	275	Payne Stewart	279	Butler National GC, Oak Brook, IL	72/7097
1991	Russ Cochran	275	Greg Norman	277	Cog Hill G&CC (Dubsdread), Lemont, IL	72/7040
1992	Ben Crenshaw	276	Greg Norman	277	Cog Hill G&CC (Dubsdread), Lemont, IL	72/7040
<b>SPRINT WESTERN OPEN</b>						
1993	Nick Price	269	Greg Norman	274	Cog Hill G&CC (Dubsdread), Lemont, IL	72/7040
<b>MOTOROLA WESTERN OPEN</b>						
1994	Nick Price	277	Greg Kraft	278	Cog Hill G&CC (Dubsdread), Lemont, IL	72/7040
1995	Billy Mayfair	279	Jay Haas Justin Leonard Jeff Maggert	280	Cog Hill G&CC (Dubsdread), Lemont, IL	72/7040
1996	Steve Stricker	270	Billy Andrade Jay Don Blake	278	Cog Hill G&CC (Dubsdread), Lemont, IL	72/7073
1997	Tiger Woods	275	Frank Nobilo	278	Cog Hill G&CC (Dubsdread), Lemont, IL	72/7073
1998	Joe Durant	271	Vijay Singh	273	Cog Hill G&CC (Dubsdread), Lemont, IL	72/7073

Tournament Record: 268—Sam Snead, 1949 (Keller GC); Chi Chi Rodriguez, 1964 (Tam O'Shanter CC)  
 Current Course Record: 63—Jeff Sluman, 1992; John Adams, 1993; Dudley Hart, 1998

KEY: \* = Playoff

~ = Weather-shortened

# = Amateur

## MOTOROLA WESTERN OPEN NOTE

The last player to win his first PGA TOUR start was **Jim Benepe**, who defeated **Peter Jacobsen** by one stroke at the 1988 Western Open.


# 1998 CANON GREATER HARTFORD OPEN

Tournament Players Club at River Highlands, Cromwell, CT  
Par: 35-35-70 Yards: 6,820

Purse: \$2,000,000  
July 2-5, 1998



**LEADERS: First Round**—Monday qualifier Pete Morgan shot a 6-under-par 64 to take a one-stroke lead over Kenny Perry and Scott Hoch. Kevin Sutherland, Brad Fabel, Spike McRoy, Harrison Frazar, Paul Azinger and Doug Tewell were two strokes back. **Second Round**—Scott Gump, after a course-record-tying 8-under-par 62, stood at 10-under-par 130 and held a one-stroke lead over Omar Uresti and Larry Mize. **Third Round**—Hoch, Mize and Grant Waite were at 13-under-par 197, good for a two-stroke lead over Olin Browne, David Duval and defending champion Stewart Cink. (NOTE: Vijay Singh established a TPC at River Highlands nine-hole record with a 7-under-par 28 on the back nine of his final round, which yielded yet another course-record-tying 62.)



**CUT:** 76 players (75 professionals, one amateur) at 1-under-par 139 from a field of 156.

**PRO-AM:** \$10,000. Individual—Scott Hoch, Duffy Waldorf, 66, \$900 each. Team—Kenny Perry, Doug Martin, 54, \$900 each.

**WEATHER:** Cloudy and overcast early Thursday, turning sunny with high clouds by midday; high temperature near 80. Sunny and warm Friday, with puffy clouds and a high in the mid 80s. Sunny skies Saturday gave way to high overcast by mid-afternoon, with winds picking up and gusting to 10-15 mph, then dropping off later in the afternoon; the high temperature was in the high 80s. A cold front passed through the area overnight, bringing rain and softening the golf course, but Sunday play was conventional. Partly cloudy throughout the day with little wind and a high in the low 80s.

**Winner: Olin Browne 67-66-66-67 266 \$360,000.00**

*(Won playoff with birdie-3 on first extra hole)*

Stewart Cink .....	T2	67-65-67-67	266	\$176,000.00	Brian Henninger .....	T36	68-69-70-69	276	\$8,209.09
Larry Mize .....	T2	68-63-66-69	266	\$176,000.00	Tim Herron .....	T36	67-70-67-72	276	\$8,209.09
Fred Funk .....	T4	70-66-65-66	267	\$82,666.67	Greg Kraft .....	T36	69-67-67-73	276	\$8,209.09
Duffy Waldorf .....	T4	70-67-64-66	267	\$82,666.67	J.L. Lewis .....	T36	69-67-69-71	276	\$8,209.09
Doug Tewell .....	T4	66-66-68-67	267	\$82,666.66	Andrew Magee .....	T36	71-65-67-73	276	\$8,209.09
David Duval .....	T7	68-65-66-69	268	\$64,500.00	Vance Veazey .....	T36	74-65-68-69	276	\$8,209.09
Scott Hoch .....	T7	65-68-64-71	268	\$64,500.00	Bobby Wadkins .....	T36	73-65-67-71	276	\$8,209.09
Len Mattiace .....	T9	67-69-66-67	269	\$54,000.00	Bruce Fleisher .....	T47	69-70-68-70	277	\$5,022.23
Kenny Perry .....	T9	65-69-67-68	269	\$54,000.00	Dave Stockton, Jr. ..	T47	68-69-70-70	277	\$5,022.23
Joey Sindelar .....	T9	69-66-69-65	269	\$54,000.00	Paul Azinger .....	T47	66-72-68-71	277	\$5,022.22
Mark Brooks .....	T12	69-65-67-69	270	\$44,000.00	Mark Carnevale .....	T47	69-70-67-71	277	\$5,022.22
Vijay Singh .....	T12	68-67-73-62	270	\$44,000.00	Nolan Henke .....	T47	69-69-68-71	277	\$5,022.22
Billy Andrade .....	T14	68-69-66-68	271	\$37,000.00	Jonathan Kaye .....	T47	67-66-73-71	277	\$5,022.22
Mike Springer .....	T14	71-67-68-65	271	\$37,000.00	Chris Smith .....	T47	68-68-70-71	277	\$5,022.22
Mark Calcavecchia ..	T16	70-69-64-69	272	\$31,000.00	Omar Uresti .....	T47	67-64-72-74	277	\$5,022.22
Joe Durant .....	T16	70-68-69-65	272	\$31,000.00	Pete Morgan .....	T47	64-71-69-73	277	\$5,022.22
Grant Waite .....	T16	68-64-65-75	272	\$31,000.00	Guy Boros .....	T56	70-68-70-70	278	\$4,460.00
Willie Wood .....	T16	70-66-64-72	272	\$31,000.00	Jim Estes .....	T56	67-70-69-72	278	\$4,460.00
Jim Carter .....	T20	68-71-67-67	273	\$22,480.00	Brad Faxon .....	T56	68-70-74-66	278	\$4,460.00
Neal Lancaster .....	T20	71-63-69-70	273	\$22,480.00	Harrison Frazar .....	T56	66-67-73-72	278	\$4,460.00
John Riegger .....	T20	67-70-67-69	273	\$22,480.00	Jimmy Johnston .....	T56	67-70-71-70	278	\$4,460.00
Gene Sauers .....	T20	71-65-68-69	273	\$22,480.00	Doug Martin .....	T56	69-68-69-72	278	\$4,460.00
David Toms .....	T20	72-66-70-65	273	\$22,480.00	J.J. Henry .....	T56	68-71-69-70	278	Amateur
Ben Bates .....	T25	69-68-67-70	274	\$15,266.67	Lennie Clements .....	T63	74-65-69-71	279	\$4,300.00
Steve Flesch .....	T25	71-66-67-70	274	\$15,266.67	Esteban Toledo .....	T63	69-68-71-71	279	\$4,300.00
Donnie Hammond .....	T25	67-70-67-70	274	\$15,266.67	Craig Barlow .....	T65	72-67-70-71	280	\$4,160.00
Fuzzy Zoeller .....	T25	69-68-68-69	274	\$15,266.67	Joe Daley .....	T65	70-69-67-74	280	\$4,160.00
Chris DiMarco .....	T25	70-64-68-72	274	\$15,266.66	Bobby Gage .....	T65	72-66-70-72	280	\$4,160.00
Kevin Sutherland ..	T25	66-67-69-72	274	\$15,266.66	Brent Geiberger .....	T65	67-71-68-74	280	\$4,160.00
Keith Fergus .....	T31	69-68-68-70	275	\$11,860.00	Kent Jones .....	T65	72-67-70-71	280	\$4,160.00
Justin Leonard .....	T31	70-68-66-71	275	\$11,860.00	Richard Coughlan ..	T70	69-70-69-73	281	\$4,020.00
Spike McRoy .....	T31	66-72-69-68	275	\$11,860.00	Frank Lickliter .....	T70	69-69-74-69	281	\$4,020.00
Lee Porter .....	T31	69-70-66-70	275	\$11,860.00	Gary Hallberg .....	T72	72-67-72-71	282	\$3,920.00
Kirk Triplett .....	T31	72-67-67-69	275	\$11,860.00	Blaine McCallister ..	T72	73-66-69-74	282	\$3,920.00
Glen Hnatiuk .....	T36	70-68-70-68	276	\$8,209.10	Ted Tryba .....	T72	68-70-70-74	282	\$3,920.00
Jeff Gallagher .....	T36	68-67-72-69	276	\$8,209.09	Kevin Wentworth .....	T75	69-70-72-72	283	\$3,840.00
Scott Gump .....	T36	68-62-72-74	276	\$8,209.09	John Daly .....	T76	71-68-70-76	285	\$3,800.00
Jay Haas .....	T36	71-66-67-72	276	\$8,209.09					

The following players did not finish (C=cut, W=withdrew, D=disqualified)

**C—140:** Tom Byrum, Brandel Chamblee, Clark Dennis, Brad Elder, Brad Fabel, David Gossett, Bradley Hughes, Brian Kamm, Scott McCarron, Larry Rinker, Mike Standly, Phil Tataurangi, D.A. Weibring, Mike Weir. **141:** Woody Austin, Barry Cheesman, R.W. Eaks, J.P. Hayes, Guy Hill, P.H. Horgan III, Steve Jurgensen, Brett Quigley, Ted Schulz. **142:** Dave Barr, Mike Brisky, Robert Damron, Bob Friend, John Morse, Joe Ozaki, Clarence Rose, Hugh Royer III, Iain Steel. **143:** Tommy Armour III, Jay Delsing, Danny Edwards, Kelly Gibson, Paul Goydos, Peter Jacobsen, Tim Loutalot, Tom Pernice, Jr., Dicky Pride, David Sutherland, Howard Twitty. **144:** Billy Ray Brown, Brian Claar, David Frost, Bob Lohr, Casey Martin, Don Pooley, Mike Sullivan. **145:** Tim Conley, Jim Gallagher, Jr., Ken Green, Mike Hulbert, Franklin Langham, Steve Lowery, Jim McGovern, Tom Sutter, Mark Wurtz. **146:** Joe Cordani, Lan Gooch, Mike Heinen, Lee Rinker. **147:** Mike Donald, Pete Jordan, Jerry Kelly, John Paesani, Sonny Skinner. **148:** Doug Barron, Michael Christie, Wayne Grady. **149:** Bob Gilder. **150:** Mike Laudien, Hisayuki Sasaki. **151:** Tony Kelley. **152:** George Burns, Michael Devlin, Jr. **W—79:** Ronnie Black. **D—70:** Rick Fehr.

# CANON GREATER HARTFORD OPEN



## TOURNAMENT HISTORY

Year	Winner	Score	Runner-up	Score	Location	Par/Yards
<b>INSURANCE CITY OPEN</b>						
1952	Ted Kroll	273	Lawson Little Skee Riegel Earl Stewart	277	Wethersfield CC, Hartford, CT	71/6568
1953	Bob Toski	269	Jim Ferrier	270	Wethersfield CC, Hartford, CT	71/6568
1954	*Tommy Bolt	271	Earl Stewart	271	Wethersfield CC, Hartford, CT	71/6568
1955	Sam Snead	269	Fred Hawkins Mike Souchak	276	Wethersfield CC, Hartford, CT	71/6568
1956	*Arnold Palmer	274	Ted Kroll	274	Wethersfield CC, Hartford, CT	71/6568
1957	Gardner Dickinson	272	George Bayer	274	Wethersfield CC, Hartford, CT	71/6568
1958	Jack Burke, Jr.	268	Dow Finsterwald Art Wall	271	Wethersfield CC, Hartford, CT	71/6568
1959	Gene Littler	272	Tom Nieporte	273	Wethersfield CC, Hartford, CT	71/6568
1960	*Arnold Palmer	270	Bill Collins Jack Fleck	270	Wethersfield CC, Hartford, CT	71/6568
1961	*Billy Maxwell	271	Ted Kroll	271	Wethersfield CC, Hartford, CT	71/6568
1962	*Bob Goalby	271	Art Wall	271	Wethersfield CC, Hartford, CT	71/6568
1963	Billy Casper	271	George Bayer	272	Wethersfield CC, Hartford, CT	71/6568
1964	Ken Venturi	273	Al Besselink Paul Bondeson Sam Carmichael Jim Grant	274	Wethersfield CC, Hartford, CT	71/6568
1965	*Billy Casper	274	Johnny Pott	274	Wethersfield CC, Hartford, CT	71/6568
1966	Art Wall	266	Wes Ellis	268	Wethersfield CC, Hartford, CT	71/6568
<b>GREATER HARTFORD OPEN INVITATIONAL</b>						
1967	Charlie. Sifford	272	Steve Oppermann	273	Wethersfield CC, Hartford, CT	71/6568
1968	Billy Casper	266	Bruce Crampton	269	Wethersfield CC, Hartford, CT	71/6568
1969	*Bob Lunn	268	Dave Hill	268	Wethersfield CC, Hartford, CT	71/6568
1970	Bob Murphy	267	Paul Harney	271	Wethersfield CC, Hartford, CT	71/6568
1971	*George Archer	268	Lou Graham J.C. Snead	268	Wethersfield CC, Hartford, CT	71/6568
1972	*Lee Trevino	269	Lee Elder	269	Wethersfield CC, Hartford, CT	71/6568
<b>SAMMY DAVIS, JR.-GREATER HARTFORD OPEN</b>						
1973	Billy Casper	264	Bruce Devlin	265	Wethersfield CC, Hartford, CT	71/6568
1974	Dave Stockton	268	Ray Floyd	272	Wethersfield CC, Hartford, CT	71/6568
1975	*Don Bies	267	Hubert Green	267	Wethersfield CC, Hartford, CT	71/6568
1976	Rik Massengale	266	Al Geiberger J.C. Snead	268	Wethersfield CC, Hartford, CT	71/6568
1977	Bill Kratzert	265	Grier Jones Larry Nelson	268	Wethersfield CC, Hartford, CT	71/6568
1978	Rod Funseth	264	Dale Douglass Lee Elder Bill Kratzert	268	Wethersfield CC, Hartford, CT	71/6568
1979	Jerry McGee	267	Jack Renner	268	Wethersfield CC, Hartford, CT	71/6568
1980	*Howard Twitty	266	Jim Simons	266	Wethersfield CC, Hartford, CT	71/6568
1981	Hubert Green	264	Bobby Clampett Fred Couples Roger Maltbie	265	Wethersfield CC, Hartford, CT	71/6568
1982	Tim Norris	259	Ray Floyd Hubert Green	265	Wethersfield CC, Hartford, CT	71/6568
1983	Curtis Strange	268	Jay Haas Jack Renner	269	Wethersfield CC, Hartford, CT	71/6568
1984	Peter Jacobsen	269	Mark O'Meara	271	TPC of Connecticut, Cromwell, CT	71/6786

# CANON GREATER HARTFORD OPEN



## TOURNAMENT HISTORY

Year	Winner	Score	Runner-up	Score	Location	Par/Yards
<b>CANON SAMMY DAVIS, JR.-GREATER HARTFORD OPEN</b>						
1985	*Phil Blackmar	271	Jodie Mudd Dan Pohl	271	TPC of Connecticut, Cromwell, CT	71/6786
1986	*Mac O'Grady	269	Roger Maltbie	269	TPC of Connecticut, Cromwell, CT	71/6786
1987	Paul Azinger	269	Dan Forsman	270	TPC of Connecticut, Cromwell, CT	71/6786
1988	*Mark Brooks	269	Wayne Levi Dave Barr Joey Sindelar	269	TPC of Connecticut, Cromwell, CT	71/6786
<b>CANON GREATER HARTFORD OPEN</b>						
1989	Paul Azinger	267	Wayne Levi	268	TPC of Connecticut, Cromwell, CT	71/6786
1990	Wayne Levi	267	Mark Calcavecchia Brad Fabel Rocco Mediate Chris Perry	269	TPC of Connecticut, Cromwell, CT	70/6531
1991	*Billy Ray Brown	271	Rick Fehr Corey Pavin	271	TPC at River Highlands, Cromwell, CT	70/6820
1992	Lanny Wadkins	274	Dan Forsman Donnie Hammond Nick Price	276	TPC at River Highlands, Cromwell, CT	70/6820
1993	Nick Price	271	Dan Forsman Roger Maltbie	272	TPC at River Highlands, Cromwell, CT	70/6820
1994	David Frost	268	Greg Norman	269	TPC at River Highlands, Cromwell, CT	70/6820
1995	Greg Norman	267	Dave Stockton, Jr. Kirk Triplett Grant Waite	269	TPC at River Highlands, Cromwell, CT	70/6820
1996	D.A. Weibring	270	Tom Kite	274	TPC at River Highlands, Cromwell, CT	70/6820
1997	Stewart Cink	267	Tom Byrum Brandel Chamblee Jeff Maggert	268	TPC at River Highlands, Cromwell, CT	70/6820
1998	*Olin Browne	266	Stewart Cink Larry Mize	266	TPC at River Highlands, Cromwell, CT	70/6820

Tournament Record: 259—Tim Norris, 1982 (Wethersfield CC)  
Current Course Record: 62—Billy Andrade, 1995; Scott Gump, Vijay Singh, both 1998

KEY: \* = Playoff

## CANON GREATER HARTFORD OPEN NOTE

**Olin Browne's** chip-in to win the 1998 Canon Greater Hartford Open marked the first time a player holed a shot from off the green to win a playoff since **Greg Norman** chipped in to defeat **Billy Mayfair** and **Nick Price** at the 1995 NEC World Series of Golf.

# 1998 QUAD CITY CLASSIC

Oakwood CC, Coal Valley, IL  
Par: 35-35-70 Yards: 6,762

Purse: \$1,550,000  
July 9-12, 1998



**LEADERS: First Round**—Curt Byrum opened with a 7-under-par 63 and led by one stroke over Steve Jones, Hal Sutton, D.A. Weibring and Dave Stockton, Jr. **Second Round**—Jones and Frank Lickliter shared the lead at 11-under-par 129, which tied the Quad City Classic 36-hole record. David Toms and Kenny Perry were one stroke back. **Third Round**—Toms, at 15-under-par 195, led Scott Gump by one stroke and Weibring, Jones, Lickliter and Perry by two.



**CUT:** 83 players at 2-under-par 138 from a field of 156 players.

**PRO-AM:** \$10,000. Individual—Jim McGovern, 63, \$1,000. Team—Frank Lickliter, 51, \$1,000.

**WEATHER:** Thursday play was suspended at 1:44 p.m. due to lightning and resumed at 2:10 p.m. On Friday, fog suspended play from 7:50-7:58 a.m. Cool and beautiful Saturday and Sunday, with winds from 5-10 mph.

**Winner: Steve Jones 64-65-68-66 263 \$279,000.00**


Scott Gump .....	2	65-67-64-68	264	\$167,400.00	Jim McGovern ....	T41	68-70-69-66	273	\$4,719.16
Kenny Perry .....	3	65-65-67-68	265	\$105,400.00	Gene Sauers .....	T41	66-70-71-66	273	\$4,719.16
David Toms .....	4	65-65-65-71	266	\$74,400.00	Kevin Wentworth ..	T41	69-69-68-67	273	\$4,719.16
Brad Fabel .....	T5	68-66-65-68	267	\$54,443.75	Barry Cheesman ..	T41	68-66-67-72	273	\$4,719.15
Fred Funk .....	T5	66-70-65-66	267	\$54,443.75	Keith Clearwater ..	T41	66-69-69-69	273	\$4,719.15
Scott McCarron ....	T5	67-66-66-68	267	\$54,443.75	Tim Conley .....	T41	72-63-68-70	273	\$4,719.15
D.A. Weibring .....	T5	64-68-65-70	267	\$54,443.75	Bruce Fleisher ....	T41	70-67-67-69	273	\$4,719.15
Russ Cochran .....	T9	65-66-70-67	268	\$40,300.00	Steve Flesch .....	T41	66-69-70-68	273	\$4,719.15
Dave Stockton, Jr. .	T9	64-71-68-65	268	\$40,300.00	Bobby Gage .....	T41	65-69-71-68	273	\$4,719.15
Hal Sutton .....	T9	64-68-71-65	268	\$40,300.00	John Riegger .....	T41	65-68-72-68	273	\$4,719.15
Scott Verplank .....	T9	67-66-71-64	268	\$40,300.00	Hugh Royer III ....	T41	66-69-69-69	273	\$4,719.15
Jim Carter .....	T13	67-67-68-67	269	\$29,062.50	Dave Barr .....	T54	66-66-70-72	274	\$3,487.50
Paul Goydos .....	T13	67-68-66-68	269	\$29,062.50	Bobby Clampett ....	T54	66-70-68-70	274	\$3,487.50
Frank Lickliter .....	T13	65-64-68-72	269	\$29,062.50	Jim Estes .....	T54	69-64-69-72	274	\$3,487.50
Tom Pernice, Jr. .	T13	67-71-68-63	269	\$29,062.50	Kelly Gibson .....	T54	67-68-72-67	274	\$3,487.50
Ben Bates .....	T17	71-67-66-66	270	\$17,192.09	Peter Jacobsen ....	T54	70-66-69-69	274	\$3,487.50
Curt Byrum .....	T17	63-69-72-66	270	\$17,192.09	Skip Kendall .....	T54	69-66-68-71	274	\$3,487.50
John Morse .....	T17	66-66-72-66	270	\$17,192.09	Doug Martin .....	T54	71-66-63-74	274	\$3,487.50
Brett Quigley .....	T17	68-68-69-65	270	\$17,192.09	Chris Perry .....	T54	66-70-66-72	274	\$3,487.50
Doug Barron .....	T17	65-72-66-67	270	\$17,192.08	Mike Brisky .....	T62	70-67-69-69	275	\$3,301.50
Andy Bean .....	T17	66-68-68-68	270	\$17,192.08	Joe Daley .....	T62	68-66-71-70	275	\$3,301.50
Mark Carnevale ....	T17	67-67-66-70	270	\$17,192.08	Franklin Langham ..	T62	69-68-68-70	275	\$3,301.50
Brian Claar .....	T17	70-66-64-70	270	\$17,192.08	Shaun Micheel ....	T62	70-68-68-69	275	\$3,301.50
Dan Forsman .....	T17	67-69-66-68	270	\$17,192.08	Glen Hnatiuk .....	T66	65-67-72-72	276	\$3,177.50
Nolan Henke .....	T17	65-67-67-71	270	\$17,192.08	Tim Loustalot .....	T66	69-69-68-70	276	\$3,177.50
Mike Springer .....	T17	66-67-68-69	270	\$17,192.08	Casey Martin .....	T66	66-68-73-69	276	\$3,177.50
Stan Utley .....	T17	67-67-68-68	270	\$17,192.08	Chris Smith .....	T66	68-70-70-68	276	\$3,177.50
Lennie Clements .	T29	65-71-70-65	271	\$9,855.50	Olin Browne .....	T70	69-69-72-67	277	\$3,022.50
Robin Freeman ....	T29	69-67-71-64	271	\$9,855.50	Jay Delsing .....	T70	66-71-71-69	277	\$3,022.50
P.H. Horgan III ....	T29	65-66-71-69	271	\$9,855.50	Keith Fergus .....	T70	67-68-69-73	277	\$3,022.50
David Sutherland ..	T29	66-67-69-69	271	\$9,855.50	Brian Henninger ..	T70	66-69-70-72	277	\$3,022.50
Omar Uresti .....	T29	65-70-68-68	271	\$9,855.50	David Ogrin .....	T70	67-68-69-73	277	\$3,022.50
Mark Wiebe .....	T29	70-65-67-69	271	\$9,855.50	Phil Tataurangi ....	T70	72-66-69-70	277	\$3,022.50
Richard Coughlan ..	T35	65-71-72-64	272	\$7,478.67	David Edwards ....	T76	67-68-71-72	278	\$2,883.00
Mike Hulbert .....	T35	70-68-70-64	272	\$7,478.67	Barry Jaeckel .....	T76	69-68-72-69	278	\$2,883.00
Mike Small .....	T35	66-70-69-67	272	\$7,478.67	Tony Sills .....	T76	67-71-71-69	278	\$2,883.00
Mike Weir .....	T35	69-68-69-66	272	\$7,478.67	Wayne Grady .....	T79	69-67-72-71	279	\$2,805.50
Jeff Sluman .....	T35	70-68-65-69	272	\$7,478.66	Mike Smith .....	T79	69-68-73-69	279	\$2,805.50
Doug Tewell .....	T35	65-71-67-69	272	\$7,478.66	David Peoples .....	T81	66-72-72-71	281	\$2,743.50
Guy Boros .....	T41	68-68-70-67	273	\$4,719.16	Willie Wood .....	T81	69-67-74-71	281	\$2,743.50
Greg Kraft .....	T41	67-71-68-67	273	\$4,719.16	Jack Renner .....	83	72-66-75-71	284	\$2,697.00

The following players did not finish (C=cut, W=withdrew, D=disqualified):

C—139- Craig Barlow, John Daly, Gene Elliott, Bob Friend, Lon Hinkle, Pete Jordan, Bob Lohr, Dave Rummells, Paul Stankowski, Grant Waite. 140- Woody Austin, Chip Beck, Brian Conser, Mike Donald, R.W. Eaks, Danny Edwards, Rick Fehr, Guy Hill, Bradley Hughes, Brian Kamm, J.L. Lewis, Keith Nolan, Dan Pohl, Larry Rinker, Esteban Toledo, Vance Veazey, Fred Wadsworth. 141- John Adams, Billy Ray Brown, Brandel Chamblee, Gary Hallberg, Vance Heafner, Mike Heinen, Sean McCarty, Sam Randolph, Mark Wurtz. 142- Jim Gallagher, Jr., Ernie Gonzalez, Dan Halldorson, Jimmy Johnston, Steve Jurgensen, Steve Pate, Mark Pfeil, Dicky Pride, Ted Schultz, Sonny Skinner, Richard Zokol. 143- Jim Beneppe, Kevin DeNike, Lan Gooch, Kent Jones, Jonathan Kaye, Steve Lowery, Spike McRoy, Greg Petersen. 144- Robert Gamez, Chris Kamin, Charlie Rymer. 145- Jay Horton, Blaine McCallister, Robert Wrenn. 146- George Burns, Ben Pettitt. 148- Bobby Cole, Mark Hayes. 150- Tom Sieckmann. 153- Richie Karl. 155- Mike Haverland. 157- Chad Harland. W—69- Ken Green. 72- Mike Sullivan.



# JOHN DEERE CLASSIC



## TOURNAMENT HISTORY

Year	Winner	Score	Runner-up	Score	Location	Par/Yards
<b>QUAD CITIES OPEN</b>						
1972	Deane Beman	279	Tom Watson	280	Crow Valley CC, Bettendorf, IA	71/6501
1973	Sam Adams	268	Dwight Nevil	271	Crow Valley CC, Bettendorf, IA	71/6501
1974	Dave Stockton	271	Kermit Zarley			
			Bruce Fleisher	272	Crow Valley CC, Bettendorf, IA	71/6501
<b>ED MCMAHON-JAYCEES QUAD CITY OPEN</b>						
1975	Roger Maltbie	275	Dave Eichelberger	276	Oakwood CC, Coal Valley, IL	70/6602
1976	John Lister	268	Fuzzy Zoeller	270	Oakwood CC, Coal Valley, IL	70/6602
1977	Mike Morley	267	Bob Murphy	269	Oakwood CC, Coal Valley, IL	70/6602
			Victor Regalado			
1978	Victor Regalado	269	Fred Marti	270	Oakwood CC, Coal Valley, IL	70/6602
1979	D. A. Weibring	266	Calvin Peete	268	Oakwood CC, Coal Valley, IL	70/6602
<b>QUAD CITIES OPEN</b>						
1980	Scott Hoch	266	Curtis Strange	269	Oakwood CC, Coal Valley, IL	70/6602
1981	*Dave Barr	270	Woody Blackburn	270	Oakwood CC, Coal Valley, IL	70/6602
			Frank Conner			
			Dan Halldorson			
			Victor Regalado			
<b>MILLER HIGH-LIFE QUAD CITIES OPEN</b>						
1982	Payne Stewart	268	Brad Bryant	270	Oakwood CC, Coal Valley, IL	70/6602
			Pat McGowan			
1983	*Danny Edwards	266	Morris Hatafsky	266	Oakwood CC, Coal Valley, IL	70/6602
1984	Scott Hoch	266	George Archer	271	Oakwood CC, Coal Valley, IL	70/6602
			Vance Heafner			
			Dave Stockton			
<b>LITE QUAD CITIES OPEN</b>						
1985	Dan Forsman	267	Bob Tway	268	Oakwood CC, Coal Valley, IL	70/6602
<b>HARDEE'S GOLF CLASSIC</b>						
1986	Mark Wiebe	268	Curt Byrum	269	Oakwood CC, Coal Valley, IL	70/6602
1987	Kenny Knox	265	Gil Morgan	266	Oakwood CC, Coal Valley, IL	70/6606
1988	Blaine McCallister	261	Dan Forsman	264	Oakwood CC, Coal Valley, IL	70/6606
1989	Curt Byrum	268	Bill Britton	269	Oakwood CC, Coal Valley, IL	70/6606
			Brian Tennyson			
1990	*Joey Sindelar	268	Willie Wood	268	Oakwood CC, Coal Valley, IL	70/6606
1991	D. A. Weibring	267	Paul Azinger	268	Oakwood CC, Coal Valley, IL	70/6796
			Peter Jacobsen			
1992	David Frost	266	Tom Lehman	269	Oakwood CC, Coal Valley, IL	70/6796
			Loren Roberts			
1993	David Frost	259	Payne Stewart	266	Oakwood CC, Coal Valley, IL	70/6796
			D.A. Weibring			
1994	Mark McCumber	265	Kenny Perry	266	Oakwood CC, Coal Valley, IL	70/6796
<b>QUAD CITY CLASSIC</b>						
1995	-D.A. Weibring	197	Jonathan Kaye	198	Oakwood CC, Coal Valley, IL	70/6796
1996	Ed Fiori	268	Andrew Magee	270	Oakwood CC, Coal Valley, IL	70/6762
1997	David Toms	265	Brandel Chamblee	268	Oakwood CC, Coal Valley, IL	70/6762
			Robert Gamez			
			Jimmy Johnston			
1998	Steve Jones	263	Scott Gump	264	Oakwood CC, Coal Valley, IL	70/6762

Tournament Record: 259—David Frost, 1993  
 Current Course Record: 61—Mike Smith, 1987

KEY: \* = Playoff      ~ = Weather-shortened

# 1998 BRITISH OPEN

Royal Birkdale GC, Southport, England  
Par: 34-36-70 Yards: 7,018

Purse: \$2,750,000  
July 16-19, 1998



**LEADERS: First Round**—Tiger Woods and John Huston, each with a 5-under-par 65, led by one stroke over Fred Couples, Loren Roberts and Nick Price. **Second Round**—Brian Watts, at 3-under-par 137, led by one stroke over Woods, Price and Justin Rose. **Third Round**—Watts, at 1-under-par 209, led by two strokes over Mark O'Meara, Jesper Parnevik and Jim Furyk.



**CUT:** 81 players (80 professionals, one amateur) at 6-over-par 146.

**WEATHER:** Beautiful Thursday. Rain with heavy winds (up to 40 mph) Friday. There was a 38-minute delay Friday afternoon due to dangerous conditions. Howling winds again on Saturday, but Sunday offered good conditions.

**Winner: Mark O'Meara 72-68-72-68 280 \$493,500.00**

*(Won four-hole playoff with Brian Watts, 17-19)*

Brian Watts	2	68-69-73-70	280	\$309,260.00	Steen Tinning	T38	69-76-77-72	294	\$13,735.75
Tiger Woods	3	65-73-77-66	281	\$222,075.00	Philip Walton	T38	68-76-74-76	294	\$13,735.75
Jim Furyk	T4	70-70-72-70	282	\$126,116.67	David Carter	T44	71-75-76-73	295	\$12,471.16
Jesper Parnevik	T4	68-72-72-70	282	\$126,116.67	Andrew Coltart	T44	68-77-75-75	295	\$12,471.16
Raymond Russell	T4	68-73-75-66	282	\$126,116.67	Rodger Davis	T44	76-70-78-71	295	\$12,471.16
Justin Rose	T4	72-66-75-69	282	Amateur	Nick Faldo	T44	72-73-75-75	295	\$12,471.16
Davis Love III	8	67-73-77-68	285	\$81,427.50	David Frost	T44	72-73-78-72	295	\$12,471.16
Thomas Bjorn	T9	68-71-76-71	286	\$67,198.25	David Howell	T44	68-77-79-71	295	\$12,471.16
Costantino Rocca	T9	72-74-70-70	286	\$67,198.25	Payne Stewart	T44	71-71-78-75	295	\$12,471.16
David Duval	T11	70-71-75-71	287	\$54,833.33	Katsuyoshi Tomori	T44	75-71-70-79	295	\$12,471.16
Brad Faxon	T11	67-74-74-72	287	\$54,833.33	Brandt Jobe	T52	70-73-82-71	296	\$11,284.70
John Huston	T11	65-77-73-72	287	\$54,833.33	Billy Mayfair	T52	72-73-77-74	296	\$11,284.70
Gordon J. Brand	14	71-70-76-71	288	\$47,705.00	Frankie Minoza	T52	69-75-76-76	296	\$11,284.70
Peter Baker	T15	69-72-77-71	289	\$38,904.25	Larry Mize	T52	70-75-79-72	296	\$11,284.70
Jose Maria Olazabal	T15	73-72-75-69	289	\$38,904.25	Steve Stricker	T52	70-72-80-74	296	\$11,284.70
Des Smyth	T15	74-69-75-71	289	\$38,904.25	Greg Chalmers	T57	71-75-77-74	297	\$10,304.76
Greg Turner	T15	68-75-75-71	289	\$38,904.25	Trevor Dodds	T57	73-71-81-72	297	\$10,304.76
Robert Allenby	T19	67-76-78-69	290	\$28,326.90	Ignacio Garrido	T57	71-74-80-72	297	\$10,304.76
Mark James	T19	71-74-74-71	290	\$28,326.90	Steve Jones	T57	73-72-79-73	297	\$10,304.76
Sandy Lyle	T19	71-72-75-72	290	\$28,326.90	Justin Leonard	T57	73-73-82-69	297	\$10,304.76
Vijay Singh	T19	67-74-78-71	290	\$28,326.90	Eduardo Romero	T57	71-70-79-77	297	\$10,304.76
Curtis Strange	T19	73-73-74-70	290	\$28,326.90	Ian Woosnam	T57	72-74-76-75	297	\$10,304.76
Stephen Ames	T24	68-72-79-72	291	\$20,529.60	Carlos Franco	T64	71-73-76-78	298	\$9,828.88
Bob Estes	T24	72-70-76-73	291	\$20,529.60	Lee Westwood	T64	71-71-78-78	298	\$9,828.88
Lee Janzen	T24	72-69-80-70	291	\$20,529.60	Mark Brooks	T66	71-73-75-80	299	\$9,541.00
Peter O'Malley	T24	71-71-78-71	291	\$20,529.60	Michael Campbell	T66	73-73-80-73	299	\$9,541.00
Sam Torrance	T24	69-77-75-70	291	\$20,529.60	Stewart Cink	T66	71-73-83-72	299	\$9,541.00
Scott Dunlap	T29	72-69-80-71	292	\$16,499.35	Fred Couples	T66	66-74-78-81	299	\$9,541.00
Ernie Els	T29	72-74-74-72	292	\$16,499.35	Michael Long	T66	70-74-78-77	299	\$9,541.00
Shigeaki Maruyama	T29	70-73-75-74	292	\$16,499.35	Didier De Vooght	T66	70-76-80-73	299	Amateur
Nick Price	T29	66-72-82-72	292	\$16,499.35	Andrew Clapp	72	72-74-81-73	300	\$9,294.25
Loren Roberts	T29	66-76-76-74	292	\$16,499.35	Gary Evans	73	69-74-84-74	301	\$9,212.00
Sergio Garcia	T29	69-75-76-72	292	Amateur	Bob May	74	70-73-85-75	303	\$9,129.75
Mark Calcavecchia	T35	69-77-73-74	293	\$14,640.50	Andrew McLardy	75	72-74-80-78	304	\$9,047.50
Santiago Luna	T35	70-72-80-71	293	\$14,640.50	Fredrik Jacobson	76	67-78-81-79	305	\$8,965.25
Sven Struver	T35	75-70-80-68	293	\$14,640.50	Kazuhiko Hosokawa	77	72-73-81-80	306	\$8,883.00
Joakim Haeggman	T38	71-74-78-71	294	\$13,735.75	Robert Giles	78	72-74-83-78	307	\$8,800.75
Tom Kite	T38	72-69-79-74	294	\$13,735.75	Phil Mickelson	79	71-74-85-78	308	\$8,718.50
Joe Ozaki	T38	72-73-76-73	294	\$13,735.75	Andy Oldcorn	80	75-71-84-79	309	\$8,636.25
Patrik Sjolund	T38	72-72-77-73	294	\$13,735.75	Dudley Hart	81	73-72-85-80	310	\$8,554.00

The following players did not finish (C=cut, W=withdrew, D=disqualified)

C—147: Brian Davis, Keiichiro Fukabori, Tony Johnstone, Barry Lane, Thomas Levet, Jeff Maggert, Paul McGinley, Colin Montgomerie, Craig Parry, Phillip Price, Carl Suneson, Bob Tway. 148: Seve Ballesteros, Darren Clarke, Glen Day, Joe Durant, Simon McCarthy, Peter Mitchell, Yoshinori Mizumaki, Peter Senior, Toru Taniguchi. 149: Paul Azinger, Rich Bland, Gary Brown, Derrick Cooper, Grant Dodd, Padraig Harrington, J.P. Hayes, Bernhard Langer, Paul Lawrie, Tom Watson. 150: Kyoung-Ju Choi, Retief Goosen, Jean Louis Guepy, Scott Hoch, Per-Ulrik Johansson, Lee Jones, Matt Kuchar, Tom Lehman, John Lovett, Corey Pavin, David Shacklady. 151: John Daly, Fredrik Henge, Skip Kendall, Stephen Leaney, Matthew McGuire, Mark McNulty, Gary Player. 152: Steve Allan, Howard Clark, Ross Drummond, Steven Young. 153: Russell Claydon, Andrew Magee, Frank Nobilo. 154: Steve Alker, Steven Armstrong, Ben Crenshaw, Mats Hallberg, Robert Karlsson, Daren Lee, Graham Spring. 155: Mark Littin, Toru Suzuki. 156: Stuart Appleby, Bradley Dredge, Greig Hutcheon, Gary Orr. 157: Scott Henderson. 158: Peter Hedblom. 159: Jeff Remesy. W—73: Miguel Angel Jimenez. 75: Steve Elkington. 78: Francis Howley.

# BRITISH OPEN



## TOURNAMENT HISTORY

Year	Winner	Score	Runner-up	Score	Location
<b>BRITISH OPEN</b>					
1860	Willie Park	174	Tom Morris, Sr.	176	Prestwick, Scotland
	(The first event was open only to professional golfers)				
1861	Tom Morris, Sr.	163	Willie Park	167	Prestwick, Scotland
	(The second Open was open to amateurs also)				
1862	Tom Morris, Sr.	163	Willie Park	176	Prestwick, Scotland
1863	Willie Park	168	Tom Morris, Sr.	170	Prestwick, Scotland
1864	Tom Morris, Sr.	167	Andrew Strath	169	Prestwick, Scotland
1865	Andrew Strath	162	Willie Park	164	Prestwick, Scotland
1866	Willie Park	169	David Park	171	Prestwick, Scotland
1867	Tom Morris, Sr.	170	Willie Park	172	Prestwick, Scotland
1868	Tom Morris, Jr.	157	Robert Andrew	159	Prestwick, Scotland
1869	Tom Morris, Jr.	154	Tom Morris, Sr.	157	Prestwick, Scotland
1870	Tom Morris, Jr.	149	David Strath	161	Prestwick, Scotland
			Bob Kirk		
1871	No Championship				
1872	Tom Morris, Jr.	166	David Strath	169	Prestwick, Scotland
1873	Tom Kidd	179	Jamie Anderson	180	St. Andrews, Scotland
1874	Mungo Park	159	Tom Morris, Jr.	161	Musselburgh, Scotland
1875	Willie Park	166	Bob Martin	168	Prestwick, Scotland
1876	Bob Martin	176	David Strath	176	St. Andrews, Scotland
			(Tied, but refused playoff)		
1877	Jamie Anderson	160	Robert Pringle	162	Musselburgh, Scotland
1878	Jamie Anderson	157	Bob Kirk	159	Prestwick, Scotland
1879	Jamie Anderson	169	Andrew Kirkaldy	172	St. Andrews, Scotland
			James Allan		
1880	Robert Ferguson	162	Peter Paxton	167	Musselburgh, Scotland
1881	Robert Ferguson	170	Jamie Anderson	173	Prestwick, Scotland
1882	Robert Ferguson	171	Willie Fernie	174	St. Andrews, Scotland
1883	*Willie Fernie	159 (158)	Robert Ferguson	159 (159)	Musselburgh, Scotland
1884	Jack Simpson	160	Douglas Rolland	164	Prestwick, Scotland
			Willie Fernie		
1885	Bob Martin	171	Archie Simpson	172	St. Andrews, Scotland
1886	David Brown	157	Willie Campbell	159	Musselburgh, Scotland
1887	Willie Park, Jr.	161	Bob Martin	162	Prestwick, Scotland
1888	Jack Burns	171	Ben Sayers	172	St. Andrews, Scotland
			David Anderson		
1889	*Willie Park, Jr.	155 (158)	Andrew Kirkaldy	155 (163)	Musselburgh, Scotland
1890	John Ball, Jr.	164	Willie Fernie	167	Prestwick, Scotland
			Archie Simpson		
1891	Hugh Kirkaldy	166	Andrew Kirkaldy	168	St. Andrews, Scotland
			Willie Fernie		
	(Championship extended from 36 to 72 holes)				
1892	Harold H. Hilton	305	John Ball, Jr.	308	Muirfield, Scotland
			Hugh Kirkaldy		
			Alexander Herd		
1893	William Auchterlonie	322	John E. Laidlay	324	Prestwick, Scotland
1894	John H. Taylor	326	Douglas Rolland	331	Royal St. George's, England
1895	John H. Taylor	322	Alexander Herd	326	St. Andrews, Scotland
1896	*Harry Vardon	316 (157)	John H. Taylor	316 (161)	Muirfield, Scotland
1897	Harold H. Hilton	314	James Braid	315	Hoylake, England
1898	Harry Vardon	307	Willie Park, Jr.	308	Prestwick, Scotland
1899	Harry Vardon	310	Jack White	315	Royal St. George's, England
1900	John H. Taylor	309	Harry Vardon	317	St. Andrews, Scotland
1901	James Braid	309	Harry Vardon	312	Muirfield, Scotland
1902	Alexander Herd	307	Harry Vardon	308	Hoylake, England
			James Braid		
1903	Harry Vardon	300	Tom Vardon	306	Prestwick, Scotland

# BRITISH OPEN



## TOURNAMENT HISTORY

Year	Winner	Score	Runner-up	Score	Location
1904	Jack White	296	John H. Taylor	297	Royal St. George's, England
1905	James Braid	318	James Braid		
1906	James Braid	300	John H. Taylor	304	Muirfield, Scotland
1907	Arnaud Massy	312	John H. Taylor	314	Hoylake, England
1908	James Braid	291	Tom Ball	299	Prestwick, Scotland
1909	John H. Taylor	295	James Braid	301	Deal, England
1910	James Braid	299	Tom Ball		
1911	*Harry Vardon	303 (143 for 35 holes)	Alexander Herd	303	St. Andrews, Scotland
1912	Edward (Ted) Ray	295	Arnaud Massy	303 (148 for 34 holes)	Royal St. George's, England
1913	John H. Taylor	304	Harry Vardon	299	Muirfield, Scotland
1914	Harry Vardon	306	Edward (Ted) Ray	312	Hoylake, England
1915-			John H. Taylor	309	Prestwick, Scotland
1919	No Championships—World War I				
1920	George Duncan	303	Alexander Herd	305	Deal, England
1921	*Jock Hutchison	296 (150)	Roger Wethered	296 (159)	St Andrews, Scotland
1922	Walter Hagen	300	George Duncan	301	Royal St. George's, England
1923	Arthur G. Havers	295	James M. Barnes		
1924	Walter Hagen	301	Walter Hagen	296	Troon, Scotland
1925	James M. Barnes	300	Ernest Whitcombe	302	Hoylake, England
1926	Robert T. Jones, Jr.	291	Archie Compston	301	Prestwick, Scotland
1927	Robert T. Jones, Jr.	285	Edward (Ted) Ray		
1928	Walter Hagen	292	Al Watrous	293	Royal Lytham, England
1929	Walter Hagen	292	Aubrey Boomer	291	St. Andrews, Scotland
1930	Robert T. Jones, Jr.	291	Fred Robson		
1931	Tommy D. Armour	296	Gene Sarazen	294	Royal St. George's, England
1932	Gene Sarazen	283	Johnny Farrell	298	Muirfield, Scotland
1933	*Denny Shute	292 (149)	Macdonald Smith	293	Hoylake, England
1934	Henry Cotton	283	Leo Diegel		
1935	Alfred Perry	283	Jose Jurado	297	Carnoustie, Scotland
1936	Alfred Padgham	287	Macdonald Smith	288	Prince's, England
1937	Henry Cotton	290	Craig Wood	292 (154)	St. Andrews, Scotland
1938	R. A. Whitcombe	295	Sidney F. Brews	288	Royal St. George's, England
1939	Richard Burton	290	Alfred Padgham	287	Muirfield, Scotland
1940-			James Adams	288	Hoylake, England
1945	No Championships—World War II				
1946	Sam Snead	290	R. A. Whitcombe	292	Carnoustie, Scotland
1947	Fred Daly	293	James Adams	297	Royal St. George's, England
1948	Henry Cotton	284	Johnny Bulla	292	St. Andrews, Scotland
1949	*Bobby Locke	283 (135)	Bobby Locke	294	St. Andrews, Scotland
1950	Bobby Locke	279	Johnny Bulla		
1951	Max Faulkner	285	R. W. Horne	294	Hoylake, England
1952	Bobby Locke	287	Frank Stranahan		
1953	Ben Hogan	282	Fred Daly	289	Muirfield, Scotland
1954	Peter Thomson	283	Harry Bradshaw	283 (147)	Royal St. George's, England
			Roberto De Vincenzo	281	Troon, Scotland
			Antonio Cerda	287	Portrush, Ireland
			Peter Thomson	288	Royal Lytham, England
			Frank Stranahan	286	Carnoustie, Scotland
			Dai Rees		
			Peter Thomson		
			Antonio Cerda		
			Sidney S. Scott	284	Royal Birkdale, England
			Dai Rees		
			Bobby Locke		

# BRITISH OPEN



## TOURNAMENT HISTORY

Year	Winner	Score	Runner-up	Score	Location
1955	Peter Thomson	281	John Fallon	283	St. Andrews, Scotland
1956	Peter Thomson	286	Flory Van Donck	289	Hoylake, England
1957	Bobby Locke	279	Peter Thomson	282	St Andrews, Scotland
1958	*Peter Thomson	278 (139)	Dave Thomas	278 (143)	Royal Lytham, England
1959	Gary Player	284	Fred Bullock	286	Muirfield, Scotland
			Flory Van Donck		
1960	Kel Nagle	278	Arnold Palmer	279	St. Andrews, Scotland
1961	Arnold Palmer	284	Dai Rees	285	Royal Birkdale, England
1962	Arnold Palmer	276	Kel Nagle	282	Troon, Scotland
1963	*Bob Charles	277 (140)	Phil Rodgers	277 (148)	Royal Lytham, England
1964	Tony Lema	279	Jack Nicklaus	284	St. Andrews, Scotland
1965	Peter Thomson	285	Brian Huggett	287	Southport, England
			Christy O'Connor		
1966	Jack Nicklaus	282	Doug Sanders	283	Muirfield, Scotland
			Dave Thomas		
1967	Roberto De Vicenzo	278	Jack Nicklaus	280	Hoylake, England
1968	Gary Player	289	Jack Nicklaus	291	Carnoustie, Scotland
			Bob Charles		
1969	Tony Jacklin	280	Bob Charles	282	Royal Lytham, England
1970	*Jack Nicklaus	283 (72)	Doug Sanders	283 (73)	St. Andrews, Scotland
1971	Lee Trevino	278	Lu Liang Huan	279	Royal Birkdale, England
1972	Lee Trevino	278	Jack Nicklaus	279	Muirfield, Scotland
1973	Tom Weiskopf	276	Johnny Miller	279	Troon, Scotland
			Neil Coles		
1974	Gary Player	282	Peter Oosterhuis	286	Royal Lytham, England
1975	*Tom Watson	279 (71)	Jack Newton	279 (72)	Carnoustie, Scotland
1976	Johnny Miller	279	Jack Nicklaus	285	Royal Birkdale, England
			Seve Ballesteros		
1977	Tom Watson	268	Jack Nicklaus	269	Turnberry, Scotland
1978	Jack Nicklaus	281	Ben Crenshaw	283	St. Andrews, Scotland
			Simon Owen		
			Tom Kite		
			Raymond Floyd		
1979	Seve Ballesteros	283	Ben Crenshaw	286	Royal Lytham, England
			Jack Nicklaus		
1980	Tom Watson	271	Lee Trevino	275	Muirfield, Scotland
1981	Bill Rogers	276	Bernhard Langer	280	Royal St. George's, England
1982	Tom Watson	284	Nick Price	285	Royal Troon, Scotland
			Peter Oosterhuis		
1983	Tom Watson	275	Andy Bean	276	Royal Birkdale, England
			Hale Irwin		
1984	Seve Ballesteros	276	Tom Watson	278	St. Andrews, Scotland
			Bernhard Langer		
1985	Sandy Lyle	282	Payne Stewart	283	Royal St. George's, England
1986	Greg Norman	280	Gordon Brand	285	Turnberry GL, Scotland
1987	Nick Faldo	279	Paul Azinger	280	Muirfield, Gullane, Scotland
			Rodger Davis		
1988	Seve Ballesteros	273	Nick Price	275	Royal Lytham and St. Annes, England
1989	*Mark Calcavecchia	275 (13)	Wayne Grady (16)	275	Royal Troon GC, Scotland
			Greg Norman (no final total)		
1990	Nick Faldo	270	Payne Stewart	275	St. Andrews, Scotland
			Mark McNulty		
1991	Ian Baker-Finch	272	Mike Harwood	274	Royal Birkdale, England
1992	Nick Faldo	272	John Cook	273	Muirfield, Gullane, Scotland
1993	Greg Norman	267	Nick Faldo	269	Royal St. George's, England



## BRITISH OPEN



### TOURNAMENT HISTORY

Year	Winner	Score	Runner-up	Score	Location
1994	Nick Price	268	Jesper Parnevik	269	Turnberry GL, Scotland
1995	*John Daly	282 (15)	Costantino Rocca	282 (19)	St. Andrews, Scotland
1996	Tom Lehman	271	Ernie Els	273	Royal Lytham & St. Annes, England
			Mark McCumber		
1997	Justin Leonard	272	Darren Clarke	275	Royal Troon GC, Troon, Scotland
			Jesper Parnevik		
1998	*Mark O'Meara	280	Brian Watts	280	Royal Birkdale, Southport, England

Tournament Record:  
18-Hole Record

267—Greg Norman, 1993 (Royal St. George's)  
63—Mark Hayes, 1977 (Turnberry); Isao Aoki, 1980 (Muirfield); Greg Norman, 1986 (Turnberry); Paul Broadhurst, 1990 (St. Andrews); Jodie Mudd, 1991 (Royal Birkdale); Nick Faldo, 1993 (Royal St. George's); Payne Stewart, 1993 (Royal St. George's)

KEY: \* = Playoff

*Figures in parentheses indicate playoff scores.*

### BRITISH OPEN NOTES

**Harry Vardon** (1896, 1903, 1911), **J.H. Taylor** (1894, 1900, 1913) and **Gary Player** (1959, 1968, 1974) are the only players to win British Open titles in three different decades.

In winning the 1998 British Open, **Mark O'Meara**, at age 41, became the oldest player to win two or more professional majors during the same year.

**Justin Rose's** tie for fourth at the 1998 British Open was the first top-10 finish by an amateur at a major championship in 27 years.

# 1998 DEPOSIT GUARANTY GOLF CLASSIC

Annandale GC, Madison, MS  
Par: 36-36-72 Yards: 7157

Purse: \$1,200,000  
July 16-19, 1998



**LEADERS: FIRST ROUND**—Curt Byrum opened with a 7-under-par 65. Brian Henninger, Paul Goydos, Doug Tewell and Chris Smith trailed by one stroke. **SECOND ROUND**—Goydos and Tewell shared the lead at 12-under-par 132. Fred Funk was one stroke back. **THIRD ROUND**—Mike Brisky and Funk shared the lead at 14-under-par 202. Franklin Langham, Goydos and Tewell trailed by two strokes.

**CUT:** 74 players at 1-under-par 143 from a field of 141.

**PRO-AM:** \$10,000. Individual Front Nine—Chris Smith, Richard Zokol, 31, \$575 each. Individual Back Nine—Paul Goydos, David Toms, Dave Stockton, Jr., 33, \$350 each. Team Front Nine—Paul Claxton, 24, \$600. Team Back Nine—Mike Standly, 26, \$600.



**WEATHER:** Heavy rain Tuesday afternoon caused the Wednesday pro-am to be reduced to nine holes for both morning and afternoon due to wet course conditions. Preferred lies rule was in effect for the first and second rounds only. Sunny, hot and humid conditions Thursday through Sunday. On Thursday the winds gusted to 12 mph, blowing 5-10 mph the rest of the week.

**Winner: Fred Funk 69-64-69-68 270 \$216,000.00**

Paul Goydos .....	T2	66-66-72-68	272	\$89,600.00	Mike Weir .....	T35	68-74-73-65	280	\$6,045.00
Franklin Langham .....	T2	67-67-70-68	272	\$89,600.00	Guy Boros .....	T39	68-70-74-69	281	\$4,560.00
Tim Loustalot .....	T2	69-69-68-66	272	\$89,600.00	Brian Claar .....	T39	69-69-74-69	281	\$4,560.00
P.H. Horgan III .....	T5	76-66-66-65	273	\$45,600.00	Mike Donald .....	T39	70-72-71-68	281	\$4,560.00
John Maginnes .....	T5	70-71-66-66	273	\$45,600.00	Brad Fabel .....	T39	68-71-75-67	281	\$4,560.00
Allen Doyle .....	T7	67-69-69-69	274	\$36,150.00	Kelly Gibson .....	T39	75-66-66-74	281	\$4,560.00
Jerry Kelly .....	T7	70-66-70-68	274	\$36,150.00	Neal Lancaster .....	T39	72-71-72-66	281	\$4,560.00
Chris Smith .....	T7	66-68-71-69	274	\$36,150.00	Lee Porter .....	T39	69-73-71-68	281	\$4,560.00
Kirk Triplett .....	T7	68-72-68-66	274	\$36,150.00	Richard Zokol .....	T39	68-72-73-68	281	\$4,560.00
Ben Bates .....	T11	69-70-70-66	275	\$27,600.00	Rett Crowder .....	T39	69-74-68-70	281	Amateur
Jay Delsing .....	T11	67-73-69-66	275	\$27,600.00	John Adams .....	T48	71-68-68-75	282	\$3,172.80
Grant Waite .....	T11	68-70-67-70	275	\$27,600.00	Marco Dawson .....	T48	72-70-70-70	282	\$3,172.80
Mike Brisky .....	T14	68-68-66-74	276	\$21,000.00	Lan Gooch .....	T48	71-70-69-72	282	\$3,172.80
Tim Conley .....	T14	69-69-67-71	276	\$21,000.00	Dick Mast .....	T48	74-68-73-67	282	\$3,172.80
Hal Sutton .....	T14	69-71-66-70	276	\$21,000.00	Spike McRoy .....	T48	70-69-72-71	282	\$3,172.80
Doug Tewell .....	T14	66-66-72-72	276	\$21,000.00	Curt Byrum .....	T53	65-73-71-74	283	\$2,832.00
Brian Henninger ..	T18	66-70-69-72	277	\$16,800.00	Greg Kraft .....	T53	71-70-70-72	283	\$2,832.00
Jonathan Kaye .....	T18	67-70-72-68	277	\$16,800.00	Willie Wood .....	T53	71-72-70-70	283	\$2,832.00
Paul Stankowski ..	T18	74-67-67-69	277	\$16,800.00	Bradley Hughes ..	T56	70-70-70-74	284	\$2,724.00
Richard Coughlan ..	T21	74-69-67-68	278	\$12,000.00	J.L. Lewis .....	T56	71-70-69-74	284	\$2,724.00
Keith Fergus .....	T21	69-68-69-72	278	\$12,000.00	Mike Springer .....	T56	70-72-68-74	284	\$2,724.00
Robin Freeman .....	T21	73-67-70-68	278	\$12,000.00	David Toms .....	T56	74-69-74-67	284	\$2,724.00
David Ogrin .....	T21	75-68-66-69	278	\$12,000.00	Craig Barlow .....	T60	71-71-71-72	285	\$2,652.00
Esteban Toledo .....	T21	71-66-72-69	278	\$12,000.00	Gene Sauers .....	T60	71-70-71-73	285	\$2,652.00
Kevin Wentworth ..	T21	74-65-71-68	278	\$12,000.00	Jack O'Keefe .....	T62	73-70-75-68	286	\$2,592.00
Billy Ray Brown ..	T27	70-72-66-71	279	\$7,987.50	Tony Sills .....	T62	69-73-75-69	286	\$2,592.00
Mark Carnevale ..	T27	70-67-72-70	279	\$7,987.50	Tray Tyner .....	T62	71-72-72-71	286	\$2,592.00
Mike Heinen .....	T27	69-70-68-72	279	\$7,987.50	Kent Jones .....	T65	70-73-71-73	287	\$2,508.00
Steve Lowery .....	T27	71-68-71-69	279	\$7,987.50	Bob Lohr .....	T65	69-72-75-71	287	\$2,508.00
Steve Pate .....	T27	71-66-71-71	279	\$7,987.50	Blaine McCallister ..	T65	72-70-71-74	287	\$2,508.00
Sam Randolph .....	T27	74-66-72-67	279	\$7,987.50	Greg Powers .....	T65	69-67-77-74	287	\$2,508.00
Sonny Skinner .....	T27	72-67-71-69	279	\$7,987.50	Dan Halldorson ..	T69	73-69-75-71	288	\$2,436.00
Dave Stockton, Jr. ..	T27	72-70-66-71	279	\$7,987.50	Hugh Royer III .....	T69	68-74-73-73	288	\$2,436.00
Chris DiMarco .....	T35	70-69-69-72	280	\$6,045.00	Taylor Smith .....	71	73-70-76-71	290	\$2,400.00
Doug Dunakey .....	T35	72-68-70-70	280	\$6,045.00	Bunky Henry .....	72	73-70-79-79	301	\$2,376.00
John Riegger .....	T35	72-65-71-72	280	\$6,045.00	Russ Cochran .....		73-68-78-WD		

The following players did not finish (C=cut, W=withdrew, D=disqualified)

C—142- Guy Hill. 144- Paul Claxton, David Edwards, Nicolas Fasth, Jeff Gallagher, Ken Green, Steve Jurgensen, Keith Nolan, Brett Quigley, Ted Schulz, Lance Ten Broeck, Bobby Wadkins. 145- Brian Bateman, Danny Edwards, Joel Edwards, Jim Estes, Jim Gallagher, Jr., Robert Gamez, Bob Gilder, Chad Ginn, Jimmy Johnston, David Peoples, Brian Rowell, Rick Smallridge, Omar Uresti, Stan Utley, Bob Wolcott. 146- Chip Beck, Cliff Benson, Ronnie Black, Joe Daley, Lon Hinkle, Stiles Mitchell, Clarence Rose, Mike Small, Vance Veazey, Randy Watkins. 147- Andy Bean, Keith Clearwater, Brad Elder, Gary Hallberg, Mark Pfeil, Dicky Pride, Mike Standly, Mike Sullivan. 148- Michael Christie, Bobby Cole, Mac O'Grady, Mike Smith. 149- Jim Nefford. 150- Mark Hayes, Reed Hughes, Stan Stopa. 151- Chris Dyer, Mark Wurtz. 152- Pat Fitzsimons. 153- Ryan Schwartz. 154- Ernie Gonzalez, Fred Wadsworth. 157- Greg Howell. W—73- John Morse. 75- Rex Caldwell. 77- Rik Massengale, Tim Simpson. 78- Bobby Gage.

# SOUTHERN FARM BUREAU CLASSIC



## TOURNAMENT HISTORY

Year	Winner	Score	Runner-up	Score	Location	Par/Yards
<b>MAGNOLIA STATE CLASSIC</b>						
1968	*B.R. McLendon	269	Pete Fleming	269	Hattiesburg CC, Hattiesburg, MS	70/6280
1969	Larry Mowry	272	Larry Hinson	273	Hattiesburg CC, Hattiesburg, MS	70/6280
			Alvin Odom			
1970	Chris Blocker	271	Roy Pace	272	Hattiesburg CC, Hattiesburg, MS	70/6280
			Martin Roesink			
1971	Roy Pace	270	Jack Lewis, Jr.	271	Hattiesburg CC, Hattiesburg, MS	70/6280
1972	Mike Morley	269	Rick Rhoads	272	Hattiesburg CC, Hattiesburg, MS	70/6280
1973	Dwight Nevil	268	Bert Greene	271	Hattiesburg CC, Hattiesburg, MS	70/6280
1974	~Dwight Nevil	133	Bunky Henry	135	Hattiesburg CC, Hattiesburg, MS	70/6280
			Gil Morgan			
1975	Bob Wynn	270	Mike Morley	272	Hattiesburg CC, Hattiesburg, MS	70/6280
1976	Dennis Meyer	271	Artie McNickle	273	Hattiesburg CC, Hattiesburg, MS	70/6280
			Tom Purtzer			
1977	Mike McCullough	269	Orville Moody	272	Hattiesburg CC, Hattiesburg, MS	70/6280
			Gary Groh			
1978	Craig Stadler	268	Bob Eastwood	269	Hattiesburg CC, Hattiesburg, MS	70/6280
			Bruce Fleisher			
1979	*Bobby Walzel	272	Buddy Gardner	272	Hattiesburg CC, Hattiesburg, MS	70/6280
1980	~Roger Maltbie	65	Lee Carter	66	Hattiesburg CC, Hattiesburg, MS	70/6280
1981	*Tom Jones	268	Mike Smith	268	Hattiesburg CC, Hattiesburg, MS	70/6280
1982	Payne Stewart	270	Jay Cudd	273	Hattiesburg CC, Hattiesburg, MS	70/6280
			Bruce Douglass			
1983	~Russ Cochran	203	Sammy Rachels	205	Hattiesburg CC, Hattiesburg, MS	70/6280
1984	~*Lance Ten Broeck	201	Mike Smith	201	Hattiesburg CC, Hattiesburg, MS	70/6280
1985	~*Jim Gallagher, Jr.	131	Paul Azinger	131	Hattiesburg CC, Hattiesburg, MS	70/6280
<b>DEPOSIT GUARANTY GOLF CLASSIC</b>						
1986	Dan Halldorson	263	Paul Azinger	265	Hattiesburg CC, Hattiesburg, MS	70/6594
1987	David Ogrin	267	Nick Faldo	268	Hattiesburg CC, Hattiesburg, MS	70/6594
1988	Frank Conner	267	Brian Mogg	272	Hattiesburg CC, Hattiesburg, MS	70/6594
1989	~*Jim Booros	199	Mike Donald	199	Hattiesburg CC, Hattiesburg, MS	70/6594
1990	Gene Sauers	268	Jack Ferenz	270	Hattiesburg CC, Hattiesburg, MS	70/6594
1991	*Larry Silveira	266	Russ Cochran	266	Hattiesburg CC, Hattiesburg, MS	70/6594
			Mike Nicolette			
1992	Richard Zokol	267	Mike Donald	268	Hattiesburg CC, Hattiesburg, MS	70/6594
			Bob Eastwood			
			Mike Nicolette			
			Greg Twiggs			
1993	Greg Kraft	267	Morris Hataalsky	268	Hattiesburg CC, Hattiesburg, MS	70/6594
			Tad Rhyan			
1994	~*Brian Henninger	135	Mike Sullivan	135	Annandale GC, Madison, MS	72/7157
1995	Ed Dougherty	272	Gil Morgan	274	Annandale GC, Madison, MS	72/7157
1996	Willie Wood	268	Kirk Triplett	269	Annandale GC, Madison, MS	72/7157
1997	Billy Ray Brown	271	Mike Standly	272	Annandale GC, Madison, MS	72/7157
1998	Fred Funk	270	Paul Goydos	272	Annandale GC, Madison, MS	72/7157
			Franklin Langham			
			Tim Loustalot			

NOTE: Tournament Players Series (TPS) event 1983-1985  
1994 first year as official event

Tournament Record: 268—Willie Wood, 1996  
Current Course Record: 61—Keith Clearwater, 1996

KEY: \* = Playoff ~ = Weather-shortened

# 1998 CVS CHARITY CLASSIC



Pleasant Valley CC, Sutton, MA  
Par: 36-35-71 Yardage: 7,110

Purse: \$1,500,000  
July 23-26, 1998

**LEADERS: First Round**—Willie Wood and P.H. Horgan III each shot 7-under-par 64 to lead Mike Springer by one stroke. **Second Round**—Springer followed with a 67 for a 36-hole total of 10-under-par 132 that gave him a one-stroke lead over Wood and a two-stroke margin over Fuzzy Zoeller and Paul Azinger. **Third Round**—Dave Stockton, Jr. and Wood were tied at 12-under-par 201. Steve Pate was one stroke behind.



**CUT:** 79 players (78 professionals and one amateur) at 1-under-par 141 from a field of 156.

**PRO-AM:** \$10,000. Individual—Tommy Tolles, Kevin Sutherland, 65, \$900. Team—Nolan Henke, 54, \$1,000.

**WEATHER:** Hot and humid Thursday, with highs in the 80s. Play was suspended from 1:03-4:45 p.m. due to thunderstorms. Play was suspended due to darkness at 8:05 p.m. with 63 players on the course. First-round play resumed at 7:15 a.m. Friday, and the second round began at 8:15 a.m. Partly cloudy Friday, followed by mostly sunny and pleasant conditions Saturday and Sunday. Highs were near 80 all three days.

**Winner: Steve Pate 70-65-67-67 269 \$270,000.00**

Scott Hoch .....	T2	68-68-69-65	270	\$132,000.00	Brian Claar .....	T41	69-69-70-72	280	\$5,107.50
Bradley Hughes .....	T2	68-69-67-66	270	\$132,000.00	Lennie Clements ....	T41	73-68-70-69	280	\$5,107.50
Mike Heinen .....	T4	74-65-65-67	271	\$62,000.00	Niclas Fasth .....	T41	69-71-69-71	280	\$5,107.50
Nolan Henke .....	T4	69-65-70-67	271	\$62,000.00	Pete Jordan .....	T41	70-71-70-69	280	\$5,107.50
Willie Wood .....	T4	64-69-68-70	271	\$62,000.00	Brian Kamm .....	T41	69-71-66-74	280	\$5,107.50
Bill Glasson .....	T7	69-68-67-68	272	\$43,650.00	Doug Martin .....	T41	68-69-71-72	280	\$5,107.50
Loren Roberts .....	T7	71-70-65-66	272	\$43,650.00	Dicky Pride .....	T41	71-67-71-71	280	\$5,107.50
Dave Stockton, Jr. ..	T7	67-68-66-71	272	\$43,650.00	Brett Quigley .....	T41	71-69-69-71	280	\$5,107.50
Esteban Toledo .....	T7	69-71-68-64	272	\$43,650.00	Chris DiMarco .....	T49	71-70-70-70	281	\$3,790.00
Mark Wiebe .....	T7	69-67-68-68	272	\$43,650.00	Greg Kraft .....	T49	70-70-68-73	281	\$3,790.00
Paul Azinger .....	T12	68-65-71-69	273	\$31,500.00	Rocco Mediate .....	T49	69-72-73-67	281	\$3,790.00
Steve Flesch .....	T12	66-70-67-70	273	\$31,500.00	Ronnie Black .....	T52	71-70-73-68	282	\$3,462.86
Larry Rinker .....	T12	67-69-71-66	273	\$31,500.00	Curt Byrum .....	T52	71-69-70-72	282	\$3,462.86
Olin Browne .....	T15	70-68-65-71	274	\$24,750.00	Joe Durant .....	T52	69-71-71-71	282	\$3,462.86
John Cook .....	T15	70-66-69-69	274	\$24,750.00	Pete Morgan .....	T52	70-71-71-70	282	\$3,462.86
Kelly Gibson .....	T15	71-68-67-68	274	\$24,750.00	Jeff Sluman .....	T52	67-72-71-72	282	\$3,462.86
Frank Lickliter .....	T15	71-69-64-70	274	\$24,750.00	Fran Quinn .....	T52	70-71-69-72	282	\$3,462.85
Scott Gump .....	T19	73-68-66-68	275	\$18,825.00	Iain Steel .....	T52	68-72-70-72	282	\$3,462.85
Brian Henninger .....	T19	71-66-69-69	275	\$18,825.00	Dick Mast .....	T59	72-69-69-73	283	\$3,285.00
Steve Lowery .....	T19	69-67-68-71	275	\$18,825.00	Sonny Skinner .....	T59	70-70-74-69	283	\$3,285.00
Omar Uresti .....	T19	67-72-66-70	275	\$18,825.00	Grant Waite .....	T59	72-69-69-73	283	\$3,285.00
Craig Parry .....	T23	69-71-68-68	276	\$15,000.00	Richard Zokol .....	T59	68-70-76-69	283	\$3,285.00
Mike Springer .....	T23	65-67-72-72	276	\$15,000.00	Andy Bean .....	T63	70-67-71-76	284	\$3,165.00
Fred Funk .....	T25	70-66-70-71	277	\$11,962.50	Allen Doyle .....	T63	70-69-73-72	284	\$3,165.00
P.H. Horgan III .....	T25	64-72-67-74	277	\$11,962.50	Wayne Grady .....	T63	72-66-76-70	284	\$3,165.00
Jim McGovern .....	T25	70-70-67-70	277	\$11,962.50	Kevin Sutherland ...	T63	71-70-70-73	284	\$3,165.00
Chris Perry .....	T25	68-71-69-69	277	\$11,962.50	Peter Jacobsen .....	67	69-69-72-75	285	\$3,090.00
Keith Fergus .....	T29	67-70-70-71	278	\$9,750.00	Mike Donald .....	T68	67-74-75-70	286	\$3,030.00
Gary Hallberg .....	T29	69-69-71-69	278	\$9,750.00	Joey Sindelar .....	T68	72-69-75-70	286	\$3,030.00
John Maginnes .....	T29	67-69-69-73	278	\$9,750.00	Lance Ten Broeck ..	T68	67-69-75-75	286	\$3,030.00
Blaine McCallister ..	T29	71-69-67-71	278	\$9,750.00	Bruce Fleisher .....	T71	69-72-69-77	287	\$2,940.00
Lee Rinker .....	T29	67-67-73-71	278	\$9,750.00	Jeff Gallagher .....	T71	69-71-73-74	287	\$2,940.00
Guy Boros .....	T34	67-70-72-70	279	\$7,414.29	Mark Pfeil .....	T71	69-70-77-71	287	\$2,940.00
Chris Smith .....	T34	71-70-70-68	279	\$7,414.29	Dave Rummells .....	T74	73-68-73-74	288	\$2,880.00
Phil Tataurangl .....	T34	71-66-72-70	279	\$7,414.29	James Driscoll .....	T74	70-70-72-76	288	Amateur
Fuzzy Zoeller .....	T34	68-65-74-72	279	\$7,414.29	Don Pooley .....	76	71-69-73-76	289	\$2,850.00
Brad Faxon .....	T34	68-67-69-75	279	\$7,414.28	Steve Jurgensen .....	77	72-69-69-80	290	\$2,820.00
Robin Freeman .....	T34	70-71-66-72	279	\$7,414.28	Gene Sauers .....	78	71-70-72-78	291	\$2,790.00
D.A. Weibring .....	T34	67-71-69-72	279	\$7,414.28	Lon Hinkle .....	79	74-66-77-75	292	\$2,760.00

The following players did not finish (C=cut, W=withdrew, D=disqualified)

C—142- John Adams, Craig Barlow, Ben Bates, Barry Cheesman, Jay Delsing, R.W. Eaks, Pat Fitzsimons, Bobby Gage, Barry Jaeckel, Wayne Levi, Tim Loustalot, Spike McRoy, Sam Randolph, Mike Reid, Hugh Royer III, Mike Small. 143- Rod Butcher, Mark Carnevale, Michael Christie, Keith Clearwater, Richard Coughlan, Jim Estes, Bob Friend, Robert Gamez, Glen Hnatiuk, Len Mattiace, Stan Utley, Fred Wadsworth. 144- Joe Daley, Rick Fehr, Jim Furyk, Ken Green, Brendan Hester, Jimmy Johnston, Jonathan Kaye, J.L. Lewis, Kenny Perry, Dennis Rasku, Clarence Rose, Ted Schulz, Phil Smith, Doug Tewell, Ted Tryba. 145- Billy Andrade, Michael Bradley, George Burns, Ernie Gonzalez, Donnie Hammond, Mac O'Grady, Lee Porter, Howard Twitty, Mark Wurtz. 146- Doug Barron, Tom Byrum, Tim Conley, Bob Gilder, Mark Hayes, Bunky Henry, Tom Pernice, Jr., Tommy Tolles, Greg Twiggs. 147- Tom Gilbert, Kent Jones, Keith Nolan, Tom Purtzer, Jack Renner, Tony Sills, Mike Standly, Gary Young. 148- Paul Parajackes. 151- Bob Giusti, Webb Heintzelman. 153- Scott Trethewey, Vance Veazey. W—71- Jim Thorpe. 75- Clark Dennis.

# CVS CHARITY CLASSIC




## TOURNAMENT HISTORY

Year	Winner	Score	Runner-up	Score	Location	Par/Yards
<b>CARLING WORLD OPEN</b>						
1965	Tony Lema	279	Arnold Palmer	281	Pleasant Valley CC, Sutton, MA	71/7110
<b>KEMPER OPEN</b>						
1968	Arnold Palmer	276	Bruce Crampton Art Wall	280	Pleasant Valley CC, Sutton, MA	71/7110
(NOTE: While not precursors of CVS Charity Classic, 1965 Carling World Open and 1968 Kemper Open are part of Pleasant Valley history.)						
<b>AVCO GOLF CLASSIC</b>						
1969	Tom Shaw	280	Bob Stanton	281	Pleasant Valley CC, Sutton, MA	71/7110
1970	Billy Casper	277	Rod Funseth Tom Weiskopf	280	Pleasant Valley CC, Sutton, MA	71/7110
<b>MASSACHUSETTS CLASSIC</b>						
1971	Dave Stockton	275	Ray Floyd	276	Pleasant Valley CC, Sutton, MA	72/7241
<b>USI CLASSIC</b>						
1972	Bruce Devlin	275	Lee Elder	278	Pleasant Valley CC, Sutton, MA	72/7241
1973	Lanny Wadkins	279	Lee Elder Tom Jenkins Rik Massengale	281	Pleasant Valley CC, Sutton, MA	72/7241
<b>PLEASANT VALLEY CLASSIC</b>						
1974	Victor Regalado	278	Tom Weiskopf	279	Pleasant Valley CC, Sutton, MA	71/7110
1975	Roger Maltbie	276	Mac McLendon	277	Pleasant Valley CC, Sutton, MA	71/7110
1976	Bud Allin	277	Ben Crenshaw	278	Pleasant Valley CC, Sutton, MA	71/7110
1977	Raymond Floyd	271	Jack Nicklaus	272	Pleasant Valley CC, Sutton, MA	71/7110
<b>AMERICAN OPTICAL CLASSIC</b>						
1978	John Mahaffey	270	Ray Floyd Gil Morgan	272	Pleasant Valley CC, Sutton, MA	71/7110
1979	Lou Graham	275	Ben Crenshaw	276	Pleasant Valley CC, Sutton, MA	71/7110
<b>PLEASANT VALLEY JIMMY FUND CLASSIC</b>						
1980	*Wayne Levi	273	Gil Morgan	273	Pleasant Valley CC, Sutton, MA	71/7110
1981	Jack Renner	273	Scott Simpson	275	Pleasant Valley CC, Sutton, MA	71/7110
<b>BANK OF BOSTON CLASSIC</b>						
1982	Bob Gilder	271	Fuzzy Zoeller	273	Pleasant Valley CC, Sutton, MA	71/7110
1983	Mark Lye	273	John Mahaffey Sammy Rachels Jim Thorpe	274	Pleasant Valley CC, Sutton, MA	71/7110
1984	George Archer	270	Frank Conner Joey Sindelar	276	Pleasant Valley CC, Sutton, MA	71/7110
1985	George Burns	267	John Mahaffey Jodie Mudd Greg Norman Leonard Thompson	273	Pleasant Valley CC, Sutton, MA	71/7110
1986	*Gene Sauers	274	Blaine McCallister	274	Pleasant Valley CC, Sutton, MA	71/7110
1987	-Sam Randolph	199	Wayne Grady Gene Sauers Ray Stewart	203	Pleasant Valley CC, Sutton, MA	71/7110
1988	Mark Calcavecchia	274	Don Pooley	275	Pleasant Valley CC, Sutton, MA	71/7110
1989	Blaine McCallister	271	Brad Faxon	272	Pleasant Valley CC, Sutton, MA	71/7110
1990	Morris Hatafsky	275	Scott Verplank	276	Pleasant Valley CC, Sutton, MA	71/7110
<b>NEW ENGLAND CLASSIC</b>						
1991	*Bruce Fleisher	268	Ian Baker-Finch	268	Pleasant Valley CC, Sutton, MA	71/7110
1992	Brad Faxon	268	Phil Mickelson	270	Pleasant Valley CC, Sutton, MA	71/7110
1993	Paul Azinger	268	Jay Delsing Bruce Fleisher	272	Pleasant Valley CC, Sutton, MA	71/7110
1994	Kenny Perry	268	David Feherty	269	Pleasant Valley CC, Sutton, MA	71/7110



## CVS CHARITY CLASSIC



### TOURNAMENT HISTORY

Year	Winner	Score	Runner-up	Score	Location	Par/Yards
<b>IDEON CLASSIC AT PLEASANT VALLEY</b>						
1995	Fred Funk	268	Jim McGovern	269	Pleasant Valley CC, Sutton, MA	71/7110
<b>CVS CHARITY CLASSIC</b>						
1996	John Cook	268	Russ Cochran	271	Pleasant Valley CC, Sutton, MA	71/7110
1997	Loren Roberts	266	Bill Glasson	267	Pleasant Valley CC, Sutton, MA	71/7110
1998	Steve Pate	269	Scott Hoch Bradley Hughes	270	Pleasant Valley CC, Sutton, MA	71/7110

Tournament Record: 266—Loren Roberts, 1997  
Course Record: 62—Nick Price, 1989; David Peoples, 1993


KEY: \* = Playoff      ~ = Weather-shortened

**NOTE: The CVS Charity Classic is not on the 1999 PGA TOUR schedule.**

# 1998 FEDEX ST. JUDE CLASSIC

Tournament Players Club  
at Southwind, Memphis, TN  
Par: 36-35-71 Yards: 7,006

Purse: \$1,800,00  
July 30-August 2, 1998



**LEADERS: FIRST ROUND**—Nick Price, Paul Azinger and Russ Cochran shared the lead at 6-under-par 65.  
**SECOND ROUND**—Price and Neal Lancaster were tied at 10-under-par 132. Glen Day was one stroke behind.  
**THIRD ROUND**—Price and Bob Estes, at 11-under-par 202, led Jeff Sluman, Tim Conley and Azinger by one stroke.



**CUT:** 79 players at even-par 142 from a field of 156.

**PRO-AM:** Cancelled due to rain.

**WEATHER:** Sunny, hot and humid Thursday, with highs in the mid 90s. Partly sunny and warm Friday, with highs near 90. Lift-clean-and-place rule was in effect Thursday and Friday. Mostly sunny and warm Saturday, with highs near 90. Sunny and hot Sunday, with highs in the low-to-mid 90s.

**Winner: Nick Price 65-67-70-66 268 \$324,000.00**

*(Won playoff with birdie-3 on second extra hole)*

Jeff Sluman .....	2	70-67-66-65	268	\$194,400.00	Chris Smith .....	T37	70-70-74-67	281	\$7,920.00
Glen Day .....	3	69-64-72-65	270	\$122,400.00	Mike Weir .....	T37	69-71-70-71	281	\$7,920.00
Bob Estes .....	4	68-67-67-69	271	\$86,400.00	Dudley Hart .....	T43	67-74-68-73	282	\$5,616.00
Tim Conley .....	5	68-68-67-69	272	\$72,000.00	P.H. Horgan III .....	T43	67-70-75-70	282	\$5,616.00
Paul Goydos .....	6	72-66-69-67	274	\$64,800.00	Bradley Hughes .....	T43	68-71-72-71	282	\$5,616.00
Paul Azinger .....	T7	65-69-69-72	275	\$54,225.00	Skip Kendall .....	T43	71-69-67-75	282	\$5,616.00
Robert Damron .....	T7	68-74-66-67	275	\$54,225.00	Jim McGovern .....	T43	70-72-70-70	282	\$5,616.00
Jay Haas .....	T7	70-67-70-68	275	\$54,225.00	Shaun Micheel .....	T43	69-71-71-71	282	\$5,616.00
Kirk Triplett .....	T7	68-70-69-68	275	\$54,225.00	Dicky Pride .....	T43	74-68-68-72	282	\$5,616.00
Scott Hoch .....	11	66-68-74-68	276	\$45,000.00	Billy Andrade .....	T50	71-70-69-73	283	\$4,308.00
Michael Bradley ..	T12	70-69-71-67	277	\$32,175.00	Ronnie Black .....	T50	70-69-76-68	283	\$4,308.00
Barry Cheesman ..	T12	73-65-72-67	277	\$32,175.00	Donnie Hammond ..	T50	66-69-79-69	283	\$4,308.00
Joe Durant .....	T12	71-67-67-72	277	\$32,175.00	Mike Small .....	T50	72-67-72-72	283	\$4,308.00
Tim Herron .....	T12	72-66-71-68	277	\$32,175.00	Paul Stankowski ..	T50	73-69-69-72	283	\$4,308.00
Neal Lancaster ..	T12	67-65-77-68	277	\$32,175.00	Ted Tryba .....	T50	73-67-73-70	283	\$4,308.00
Lee Porter .....	T12	73-69-69-66	277	\$32,175.00	Jay Don Blake .....	T56	69-69-71-75	284	\$4,014.00
Scott Verplank ..	T12	69-70-67-71	277	\$32,175.00	Brian Henninger ..	T56	71-70-74-69	284	\$4,014.00
Kevin Wentworth ..	T12	67-70-67-73	277	\$32,175.00	Jonathan Kaye .....	T56	71-70-76-67	284	\$4,014.00
Mike Hulbert .....	T20	70-70-69-69	278	\$19,500.00	Brett Quigley .....	T56	72-69-72-71	284	\$4,014.00
Rocco Mediate .....	T20	69-72-67-70	278	\$19,500.00	Lee Rinker .....	T56	72-69-71-72	284	\$4,014.00
David Ogri .....	T20	74-67-70-67	278	\$19,500.00	Loren Roberts .....	T56	68-73-72-71	284	\$4,014.00
Larry Rinker .....	T20	67-69-71-71	278	\$19,500.00	Guy Boros .....	T62	72-70-71-72	285	\$3,798.00
Kevin Sutherland ..	T20	67-70-70-71	278	\$19,500.00	Keith Clearwater ..	T62	68-73-73-71	285	\$3,798.00
Omar Uresti .....	T20	69-68-72-69	278	\$19,500.00	Mike Reid .....	T62	70-72-75-68	285	\$3,798.00
Brandel Chamblee ..	T26	67-72-74-66	279	\$13,050.00	David Sutherland ..	T62	75-67-69-74	285	\$3,798.00
Chris DiMarco .....	T26	72-70-68-69	279	\$13,050.00	Bob Tway .....	T62	69-69-71-76	285	\$3,798.00
Lee Janzen .....	T26	69-73-70-67	279	\$13,050.00	Willie Wood .....	T62	73-69-72-71	285	\$3,798.00
John Riegger .....	T26	69-68-76-66	279	\$13,050.00	Clark Dennis .....	T68	71-69-75-71	286	\$3,636.00
Esteban Toledo ..	T26	69-70-73-67	279	\$13,050.00	J.P. Hayes .....	T68	74-68-70-74	286	\$3,636.00
Mark Wiebe .....	T26	70-69-69-71	279	\$13,050.00	Jimmy Johnston ..	T68	71-70-72-73	286	\$3,636.00
Mark Carnevale ..	T32	66-71-76-67	280	\$10,188.00	Jerry Kelly .....	T71	71-69-75-72	287	\$3,564.00
Russ Cochran .....	T32	65-70-75-70	280	\$10,188.00	David Gossett .....	T71	66-70-74-77	287	Amateur
Bruce Fleisher .....	T32	74-66-71-69	280	\$10,188.00	Doug Martin .....	73	74-68-72-74	288	\$3,528.00
Blaine McCallister ..	T32	70-71-68-71	280	\$10,188.00	Richard Coughlan ..	T74	73-68-75-73	289	\$3,456.00
Hal Sutton .....	T32	69-70-68-73	280	\$10,188.00	Larry Mize .....	T74	71-71-75-72	289	\$3,456.00
Ben Bates .....	T37	73-65-71-72	281	\$7,920.00	David Toms .....	T74	72-69-76-72	289	\$3,456.00
Jay Delsing .....	T37	72-70-69-70	281	\$7,920.00	Mike Standly .....	77	71-71-74-77	293	\$3,384.00
Bob Friend .....	T37	69-70-71-71	281	\$7,920.00	Michael Christie ..	78	70-69-82-76	297	\$3,348.00
Clarence Rose .....	T37	73-66-72-70	281	\$7,920.00	John Daly .....		73-68-74-DQ		

The following players did not finish (C=cut, W=withdrew, D=disqualified)

**C—143-** Stephen Ames, Joe Daley, Jeff Gallagher, Franklin Langham, Davis Love III, John Morse, Tom Pernice, Jr., Dave Stockton, Jr., **144-** John Adams, Mike Brisky, Jim Carter, John Cook, Keith Fergus, Bill Glasson, Kent Jones, Pete Jordan, Kenny Perry, Hugh Royer III, Sonny Skinner, Fuzzy Zoeller. **145-** Craig Barlow, Mark Brooks, Rick Fehr, Robert Gamez, Tom Kite, Mike Springer, Stan Utley, Mark Wurtz. **146-** Tom Byrum, David Edwards, Bobby Gage, Kelly Gibson, Lan Gooch, Gary Hallberg, Mike Heinen, Glen Hnatik, Justin Leonard, Tim Loustalot, Keith Nolan, Phil Tataurangi, Howard Twitty. **147-** Brian Claar, Brad Fabel, Steve Flesch, Steve Jurgensen, Vance Veazey. **148-** Lennie Clements, Jim Gallagher, Jr., Guy Hill, J.L. Lewis, Jeff Maggert, Spike McRoy, Tom Purtzer. **149-** Doug Barron, Andy Bean, Mike Donald, Tommy Tolles, Bobby Wadkins. **150-** Phil Blackmar, Danny Edwards, David Mathis. **151-** Jim Estes, Bob Gilder, Brian Kamm, Iain Steel. **152-** Walt Chapman, Daniel Escalera. **153-** Harrison Frazer. **154-** Chip Beck. **155-** David Plumb. **158-** Wayne Grady. **159-** Kevin Barker. **161-** Mark Hayes. **163-** Don Jones. **W—76-** Tommy Armour III. **77-** R.W. Eaks.

# FEDEX ST. JUDE CLASSIC



## TOURNAMENT HISTORY

Year	Winner	Score	Runner-up	Score	Location	Par/Yards
<b>MEMPHIS INVITATIONAL OPEN</b>						
1958	Billy Maxwell	267	Cary Middlecoff	268	Colonial CC, Memphis, TN	70/6466
1959	*Don Whitt	272	Al Balding	272	Colonial CC, Memphis, TN	70/6466
			Gary Player			
1960	*Tommy Bolt	273	Ben Hogan	273	Colonial CC, Memphis, TN	70/6466
			Gene Littler			
1961	Cary Middlecoff	266	Gardner Dickinson	271	Colonial CC, Memphis, TN	70/6466
			Mike Souchak			
1962	*Lionel Hebert	267	Gene Littler	267	Colonial CC, Memphis, TN	70/6466
			Gary Player			
1963	*Tony Lema	270	Tommy Aaron	270	Colonial CC, Memphis, TN	70/6466
1964	Mike Souchak	270	Billy Casper	271	Colonial CC, Memphis, TN	70/6466
			Tommy Jacobs			
1965	*Jack Nicklaus	271	Johnny Pott	271	Colonial CC, Memphis, TN	70/6466
1966	Bert Yancey	265	Gene Littler	270	Colonial CC, Memphis, TN	70/6466
1967	Dave Hill	272	Johnny Pott	274	Colonial CC, Memphis, TN	70/6466
1968	Bob Lunn	268	Monty Kaser	269	Colonial CC, Memphis, TN	70/6466
1969	Dave Hill	265	Lee Elder	267	Colonial CC, Memphis, TN	70/6466
<b>DANNY THOMAS MEMPHIS CLASSIC</b>						
1970	Dave Hill	267	Frank Beard	268	Colonial CC, Memphis, TN	70/6466
			Homero Blancas			
			Bob Charles			
1971	Lee Trevino	268	Lee Elder	272	Colonial CC, Memphis, TN	70/6466
			Jerry Heard			
			Hale Irwin			
			Randy Wolff			
1972	Lee Trevino	281	John Mahaffey	285	Colonial CC (South), Cordova, TN	72/6883
1973	Dave Hill	283	Allen Miller	284	Colonial CC (South), Cordova, TN	72/7282
			Lee Trevino			
1974	Gary Player	273	Lou Graham	275	Colonial CC (South), Cordova, TN	72/7282
			Hubert Green			
1975	Gene Littler	270	John Mahaffey	275	Colonial CC (South), Cordova, TN	72/7282
1976	Gibby Gilbert	273	Forrest Fezler	277	Colonial CC (South), Cordova, TN	72/7282
			John Lister			
			Gil Morgan			
1977	Al Geiberger	273	Jerry McGee	276	Colonial CC (South), Cordova, TN	72/7282
			Gary Player			
1978	*Andy Bean	277	Lee Trevino	277	Colonial CC (South), Cordova, TN	72/7282
1979	*Gil Morgan	278	Larry Nelson	278	Colonial CC (South), Cordova, TN	72/7282
1980	Lee Trevino	272	Tom Purtzer	273	Colonial CC (South), Cordova, TN	72/7282
1981	Jerry Pate	274	Tom Kite	276	Colonial CC (South), Cordova, TN	72/7282
			Bruce Lietzke			
1982	Raymond Floyd	271	Mike Holland	277	Colonial CC (South), Cordova, TN	72/7282
1983	Larry Mize	274	Chip Beck	275	Colonial CC (South), Cordova, TN	72/7282
			Sammy Rachels			
			Fuzzy Zoeller			
1984	Bob Eastwood	280	Ralph Landrum	282	Colonial CC (South), Cordova, TN	72/7282
			Mark O'Meara			
			Tim Simpson			
<b>ST. JUDE MEMPHIS CLASSIC</b>						
1985	*Hal Sutton	279	David Ogrin	279	Colonial CC (South), Cordova, TN	72/7282
<b>FEDERAL EXPRESS ST. JUDE CLASSIC</b>						
1986	Mike Hulbert	280	Joey Sindelar	281	Colonial CC (South), Cordova, TN	72/7282
1987	Curtis Strange	275	Russ Cochran	276	Colonial CC (South), Cordova, TN	72/7282
			Mike Donald			
			Tom Kite			
			Denis Watson			

## FEDEX ST. JUDE CLASSIC



### TOURNAMENT HISTORY

Year	Winner	Score	Runner-up	Score	Location	Par/Yards
1988	Jodie Mudd	273	Peter Jacobsen	274	Colonial CC (South), Cordova, TN	72/7282
1989	John Mahaffey	272	Nick Price Bob Gilder Hubert Green Bernhard Langer Bob Tway	275	TPC at Southwind, Germantown, TN	71/7006
1990	*Tom Kite	269	John Cook	269	TPC at Southwind, Germantown, TN	71/7006
1991	Fred Couples	269	Rick Fehr	272	TPC at Southwind, Germantown, TN	71/7006
1992	Jay Haas	263	Dan Forsman	266	TPC at Southwind, Germantown, TN	71/7006
1993	Nick Price	266	Robert Gamez Rick Fehr Jeff Maggert	269	TPC at Southwind, Germantown, TN	71/7006
1994	*Dicky Pride	267	Gene Sauers Hal Sutton	267	TPC at Southwind, Germantown, TN	71/7006
<b>FEDEX ST. JUDE CLASSIC</b>						
1995	Jim Gallagher, Jr.	267	Jay Delsing Ken Green	268	TPC at Southwind, Germantown, TN	71/7006
1996	John Cook	258	John Adams	265	TPC at Southwind, Germantown, TN	71/7006
1997	Greg Norman	268	Dudley Hart	269	TPC at Southwind, Germantown, TN	71/7006
1998	*Nick Price	268	Jeff Sluman	268	TPC at Southwind, Germantown, TN	71/7006

Tournament Record: 258—John Cook, 1996  
Current Course Record: 61—Jay Delsing, 1993

KEY: \* = Playoff

### FEDEX ST. JUDE CLASSIC NOTES

When **Nick Price** captured the 1998 FedEx St. Jude Classic, he became the first repeat winner in Memphis since **Lee Trevino** won for the third time in 1980. Price previously won this tournament in 1993.

The last player to win three consecutive starts on the PGA TOUR was **Nick Price**. In 1993, Price won the Canon Greater Hartford Open, the Motorola Western Open and the FedEx St. Jude Classic in consecutive appearances.

# 1998 BUICK OPEN



Warwick Hills G&CC, Grand Blanc, MI  
Par: 36-36-72 Yards: 7,105

Purse: \$1,800,000  
August 6-9, 1998

**LEADERS: FIRST ROUND**—J.L. Lewis and Brandel Chamblee opened with 7-under-par 65s. Vijay Singh, Dudley Hart and Gary Hallberg trailed by one stroke. **SECOND ROUND**—Chamblee, at 11-under-par 133, was one stroke ahead of Kent Jones. Dudley Hart and Phil Blackmar trailed by two. **THIRD ROUND**—Billy Mayfair and Steve Stricker shared the lead at 12-under-par 204. Singh, Blackmar and Chamblee trailed by one stroke.



**CUT:** 75 players at 2-under-par 142 from a field of 153.

**PRO AM:** \$10,000. Individual—Duffy Waldorf, 65, \$1,000. Team—John Cook, Skip Kendall, 52, \$900 each.

**WEATHER:** Heavy rain on Wednesday morning but no delays during pro-am. Overnight rain Wednesday and Thursday caused a 30-minute delay to the start of the first and second rounds. Partly cloudy with 10-15 mph winds Saturday and Sunday. Preferred lies rule in effect for all four rounds.

**Winner: Billy Mayfair 70-69-65-67 271 \$324,000.00**

Scott Verplank .....	2	71-67-71-64	273	\$194,400.00	David Berganio, Jr. T39	69-71-71-72	283	\$6,487.20	
Andrew Magee .....	3	69-71-70-64	274	\$122,400.00	Glen Day .....	T39	69-72-70-72	283	\$6,487.20
Eric Booker .....	T4	71-68-70-66	275	\$79,200.00	Jay Delsing .....	T39	73-68-70-72	283	\$6,487.20
Tiger Woods .....	T4	71-67-69-68	275	\$79,200.00	Chris DiMarco .....	T39	67-73-69-74	283	\$6,487.20
Joey Sindelar .....	T6	69-71-72-64	276	\$62,550.00	Franklin Langham T39	71-70-70-72	283	\$6,487.20	
Steve Stricker .....	T6	69-67-68-72	276	\$62,550.00	Blaine McCallister T39	70-70-72-71	283	\$6,487.20	
Phil Blackmar .....	T8	67-68-70-72	277	\$50,400.00	Paul Stankowski ..	T39	68-73-72-70	283	\$6,487.20
Brandel Chamblee ..	T8	65-68-72-72	277	\$50,400.00	Curtis Strange .....	T39	71-71-70-71	283	\$6,487.20
Jeff Gallagher .....	T8	70-70-71-66	277	\$50,400.00	Ted Tryba .....	T39	69-71-71-72	283	\$6,487.20
Vijay Singh .....	T8	66-70-69-72	277	\$50,400.00	Duffy Waldorf .....	T39	72-70-73-68	283	\$6,487.20
Dudley Hart .....	T12	66-69-75-68	278	\$37,800.00	Steve Elkington ..	T49	70-72-73-69	284	\$4,361.15
Kent Jones .....	T12	67-67-73-71	278	\$37,800.00	Pete Jordan .....	T49	72-69-75-68	284	\$4,361.15
Hal Sutton .....	T12	70-67-70-71	278	\$37,800.00	Joe Acosta, Jr. ....	T49	68-73-71-72	284	\$4,361.14
Stewart Cink .....	T15	70-70-71-68	279	\$26,145.00	J.P. Hayes .....	T49	67-72-73-72	284	\$4,361.14
Fred Funk .....	T15	70-69-68-72	279	\$26,145.00	Len Mattiace .....	T49	72-70-68-74	284	\$4,361.14
Paul Goydos .....	T15	68-73-68-70	279	\$26,145.00	Lee Porter .....	T49	70-72-72-70	284	\$4,361.14
Gary Hallberg .....	T15	66-73-70-70	279	\$26,145.00	Phil Tataurangi ....	T49	74-68-70-72	284	\$4,361.14
Scott McCarron .....	T15	67-71-70-71	279	\$26,145.00	Jay Don Blake .....	T56	72-68-72-73	285	\$3,960.00
David Ogrin .....	T15	70-70-67-72	279	\$26,145.00	Bruce Fleisher .....	T56	71-71-69-74	285	\$3,960.00
Jeff Sluman .....	T15	68-69-72-70	279	\$26,145.00	Scott Hebert .....	T56	73-69-73-70	285	\$3,960.00
Bob Tway .....	T15	67-73-69-70	279	\$26,145.00	Joe Ozaki .....	T56	70-70-74-71	285	\$3,960.00
John Cook .....	T23	69-70-70-71	280	\$15,570.00	Don Pooley .....	T56	71-70-72-72	285	\$3,960.00
J.L. Lewis .....	T23	65-76-72-67	280	\$15,570.00	Jeff Roth .....	T56	73-69-71-72	285	\$3,960.00
Doug Martin .....	T23	69-72-69-70	280	\$15,570.00	Hugh Royer III ....	T56	72-69-72-72	285	\$3,960.00
Chris Perry .....	T23	67-72-72-69	280	\$15,570.00	Mike Standly .....	T56	69-70-73-73	285	\$3,960.00
John Riegger .....	T23	68-74-70-68	280	\$15,570.00	D.A. Weibring .....	T56	70-72-74-69	285	\$3,960.00
Clarence Rose .....	T23	67-73-70-70	280	\$15,570.00	Craig Barlow .....	T65	68-71-74-73	286	\$3,708.00
Jim Carter .....	T29	74-66-72-69	281	\$11,198.58	Andy Bean .....	T65	72-70-72-72	286	\$3,708.00
Woody Austin .....	T29	69-69-69-74	281	\$11,198.57	David Edwards .....	T65	72-69-75-70	286	\$3,708.00
Brent Geiberger...	T29	68-70-69-74	281	\$11,198.57	Harrison Frazer ...	T65	71-71-71-73	286	\$3,708.00
Donnie Hammond ..	T29	71-71-67-72	281	\$11,198.57	Lee Rinker .....	T65	70-70-76-70	286	\$3,708.00
Bradley Hughes .....	T29	69-73-65-74	281	\$11,198.57	Billy Ray Brown ..	T70	75-67-71-74	287	\$3,582.00
Jonathan Kaye .....	T29	70-71-66-74	281	\$11,198.57	Nolan Henke .....	T70	69-72-74-72	287	\$3,582.00
Rocco Mediate .....	T29	68-70-73-70	281	\$11,198.57	Tommy Armour III ..	T72	70-71-76-71	288	\$3,510.00
Doug Barron .....	T36	72-69-74-67	282	\$8,850.00	Jimmy Johnston ..	T72	69-72-72-75	288	\$3,510.00
Skip Kendall .....	T36	70-72-71-69	282	\$8,850.00	Mark Brooks .....	74	70-71-77-71	289	\$3,456.00
Jim McGovern .....	T36	69-73-71-69	282	\$8,850.00	Fuzzy Zoeller .....	75	73-67-77-77	294	\$3,420.00

## The following players did not finish (C=cut, W=withdrew, D=disqualified)

C—143- Curt Byrum, Brian Claar, Robert Damron, Bob Friend, Kelly Gibson, Glen Hnatiuk, John Huston, Justin Leonard, Spike McRoy, Steve Pate, Larry Rinker, Sonny Skinner, Mike Small, Doug Tewell, Bobby Wadkins, Brian Watts. 144- Robert Allenby, Chip Beck, Guy Boros, Richard Coughlan, R.W. Eaks, Brad Fabel, David Frost, Bob Gilder, Jay Haas, Mike Hulbert, Mike Springer, David Sutherland, Omar Uresti. 145-Ben Bates, Mike Brisky, Michael Christie, Tim Conley, Trevor Dodds, Brad Faxon, Keith Fergus, Greg Kraft, Tom Pernice, Jr., Brett Quigley, Grant Waite. 146- Tom Byrum, Mark Carnevale, Barry Cheesman, Bobby Gage, Scott Gump, John Morse, Tom Purtzer. 147- Lennie Clements, Lan Gooch, Steve Jurgensen, Dicky Pride, Mark Wurtz. 148- Jim Estes, Wayne Grady, Dick Mast, Mac O'Grady, Tommy Tolles, Kevin Wentworth. 149- Ben Crenshaw, Brian Kamm, Keith Nolan, Vance Veazey, Mike Weir. 150- Iain Steel. 151- Russ Cochran, Alan T. Pate. 152-Robert Gamez, Mike Heinen, Brent Veenstra. 154- Keith Clearwater, Joe Daley. 157- Tom Harding. 158- John Gregus, Ted Schulz. W—74- Dave Rummells. 79- Tom Gieselman. D—73- Frank Lickliter. 76- Ken Green.



# BUICK OPEN



## TOURNAMENT HISTORY

Year	Winner	Score	Runner-up	Score	Location	Par/Yards
<b>BUICK OPEN INVITATIONAL</b>						
1958	Billy Casper	285	Ted Kroll	286	Warwick Hills CC, Grand Blanc, MI	72/7014
1959	*Art Wall	282	Arnold Palmer	282	Warwick Hills CC, Grand Blanc, MI	72/7014
1960	Mike Souchak	282	Dow Finsterwald	283	Warwick Hills CC, Grand Blanc, MI	72/7014
1961	*Jack Burke, Jr.	284	Gay Brewer		Warwick Hills CC, Grand Blanc, MI	72/7014
1962	Bill Collins	284	Art Wall		Warwick Hills CC, Grand Blanc, MI	72/7014
1963	Julius Boros	274	Billy Casper	284	Warwick Hills CC, Grand Blanc, MI	72/7014
1964	Tony Lema	277	Johnny Pott		Warwick Hills CC, Grand Blanc, MI	72/7014
1965	Tony Lema	280	Dave Ragan	285	Warwick Hills CC, Grand Blanc, MI	72/7014
1966	Phil Rodgers	284	Dow Finsterwald	279	Warwick Hills CC, Grand Blanc, MI	72/7014
1967	Julius Boros	283	Tony Lema	280	Warwick Hills CC, Grand Blanc, MI	72/7014
1968	Tom Weiskopf	280	Johnny Pott	282	Warwick Hills CC, Grand Blanc, MI	72/7014
1969	Dave Hill	277	Johnny Pott	286	Warwick Hills CC, Grand Blanc, MI	72/7014
<b>VERN PARSELL BUICK OPEN</b>						
1972	Gary Groh	273	Kermit Zarley		Warwick Hills CC, Grand Blanc, MI	72/7014
<b>LAKE MICHIGAN CLASSIC</b>						
1973	*(2T) Wilf Homenuik	215	Bob Goalby	286	Warwick Hills CC, Grand Blanc, MI	72/7014
<b>FLINT ELKS OPEN</b>						
1974	(2T) Bryan Abbott	135	R.H. Sikes		Warwick Hills CC, Grand Blanc, MI	72/7014
1975	(2T) Spike Kelley	208	Bert Yancey		Warwick Hills CC, Grand Blanc, MI	72/7014
1976	*(2T) Ed Sabo	279	Mike Hill	281	Warwick Hills CC, Grand Blanc, MI	72/7014
1977	Bobby Cole	271	Frank Beard	279	Warwick Hills CC, Grand Blanc, MI	72/7014
<b>BUICK GOODWRENCH OPEN</b>						
1978	*Jack Newton	280	John Mahaffey	275	Flint Elks CC, Flint, MI	72/6902
1979	*John Fought	280	Jim Ferriell	215	Benton Harbor Elks CC, Benton Harbor, MI	71/6690
1980	Peter Jacobsen	276	Joe Porter	136	Flint Elks CC, Flint, MI	72/6902
<b>BUICK OPEN</b>						
1981	*Hale Irwin	277	Randy Erskine	209	Flint Elks CC, Flint, MI	72/6902
1982	Lanny Wadkins	273	Jim Marshall		Flint Elks CC, Flint, MI	72/6902
1983	Wayne Levi	272	Mike McCullough		Flint Elks CC, Flint, MI	72/6902
1984	Denis Watson	271	Randy Erskine	279	Flint Elks CC, Flint, MI	72/6902
1985	Ken Green	268	Fred Marti	272	Flint Elks CC, Flint, MI	72/6902
1986	Ben Crenshaw	270	Mike Sullivan	280	Warwick Hills CC, Grand Blanc, MI	72/7014
1987	Robert Wrenn	262	Mike Sullivan	280	Warwick Hills CC, Grand Blanc, MI	72/7014
1988	Scott Verplank	268	Jim Simons	280	Warwick Hills CC, Grand Blanc, MI	72/7014
1989	Leonard Thompson	273	Bill Kratzert	277	Warwick Hills CC, Grand Blanc, MI	72/7014
1990	Chip Beck	272	Mark Lye		Warwick Hills CC, Grand Blanc, MI	72/7014
1991	*Brad Faxon	271	Bobby Clampett	277	Warwick Hills CC, Grand Blanc, MI	72/7014
1992	*Dan Forsman	276	Peter Jacobsen		Warwick Hills CC, Grand Blanc, MI	72/7014
1993	Larry Mize	272	Gil Morgan		Warwick Hills CC, Grand Blanc, MI	72/7014
			Tom Kite	274	Warwick Hills CC, Grand Blanc, MI	72/7014
			Isao Aoki	273	Warwick Hills CC, Grand Blanc, MI	72/7014
			Calvin Peete		Warwick Hills CC, Grand Blanc, MI	72/7014
			Payne Stewart	272	Warwick Hills CC, Grand Blanc, MI	72/7014
			Wayne Grady	272	Warwick Hills CC, Grand Blanc, MI	72/7014
			J.C. Snead	271	Warwick Hills CC, Grand Blanc, MI	72/7014
			Doug Tewell		Warwick Hills CC, Grand Blanc, MI	72/7014
			Dan Pohl	269	Warwick Hills CC, Grand Blanc, MI	72/7014
			Doug Tewell	270	Warwick Hills CC, Grand Blanc, MI	72/7014
			Billy Andrade	274	Warwick Hills CC, Grand Blanc, MI	72/7014
			Payne Stewart		Warwick Hills CC, Grand Blanc, MI	72/7014
			Doug Tewell		Warwick Hills CC, Grand Blanc, MI	72/7014
			Mike Donald	273	Warwick Hills CC, Grand Blanc, MI	72/7014
			Hale Irwin		Warwick Hills CC, Grand Blanc, MI	72/7014
			Fuzzy Zoeller		Warwick Hills CC, Grand Blanc, MI	72/7014
			Chip Beck	271	Warwick Hills CC, Grand Blanc, MI	72/7014
			Steve Elkington	276	Warwick Hills CC, Grand Blanc, MI	72/7014
			Brad Faxon		Warwick Hills CC, Grand Blanc, MI	72/7014
			Fuzzy Zoeller	273	Warwick Hills CC, Grand Blanc, MI	72/7014

## BUICK OPEN



### TOURNAMENT HISTORY

Year	Winner	Score	Runner-up	Score	Location	Par/Yards
1994	Fred Couples	270	Corey Pavin	272	Warwick Hills CC, Grand Blanc, MI	72/7014
1995	*Woody Austin	270	Mike Brisky	270	Warwick Hills CC, Grand Blanc, MI	72/7014
1996	Justin Leonard	266	Chip Beck	271	Warwick Hills CC, Grand Blanc, MI	72/7105
1997	Vijay Singh	273	Tom Byrum	277	Warwick Hills CC, Grand Blanc, MI	72/7105
			Russ Cochran			
			Ernie Els			
			Brad Fabel			
			Joe Ozaki			
			Curtis Strange			
1998	Billy Mayfair	271	Scott Verplank	273	Warwick Hills CC, Grand Blanc, MI	72/7105

NOTE: Tournaments unofficial 1972 through 1976.

Tournament Record: 262—Robert Wrenn, 1987  
 Current Course Record: 62—Jim Furyk, 1995; Sonny Skinner, 1997  
 KEY: \* = Playoff      2T = Second TOUR

### BUICK OPEN NOTES

The first Buick Open, won by **Billy Casper** in 1958, had the largest purse on the PGA TOUR at that time — \$52,000. Casper took home \$9,000.

The last player to win a tournament in which he scored a hole-in-one was **Justin Leonard** at the 1996 Buick Open.

# 1998 PGA CHAMPIONSHIP

Sahalee CC, Redmond, WA  
Par: 35-35-70 Yards: 6,906

Purse: \$3,000,000  
August 13-16, 1998



**LEADERS: FIRST ROUND**—Tiger Woods, after a course-record 4-under-par 66, led by two strokes over Bob Estes, Glen Day, Frank Lickliter, Paul Azinger, Bill Glasson, Shigeki Maruyama, Billy Andrade and Scott Gump. **SECOND ROUND**—Vijay Singh, after matching the course record, was at 4-under-par 136. He led by one stroke over Gump, Colin Montgomerie and Steve Stricker. **THIRD ROUND**—Singh and Stricker, at 7-under-par 203, led by four strokes over Billy Mayfair, Davis Love III and Steve Elkington.



**CUT:** 75 players at 5-over-par 145 from a field of 145.

**WEATHER:** Beautiful Thursday and Friday, with temperatures reaching the high 80s. Cooler and cloudy Saturday, with periods of light drizzle in the morning. Rain Sunday morning, with high temperatures reaching only into the low 60s.


**Winner: Vijay Singh 70-66-67-68 271 \$540,000.00**

Steve Stricker .....	2	69-68-66-70	273	\$324,000.00	Duffy Waldorf .....	T38	74-70-70-72	286	\$12,750.00
Steve Elkington .....	3	69-69-69-67	274	\$204,000.00	Joe Durant .....	T40	75-68-74-70	287	\$11,250.00
Frank Lickliter .....	T4	68-71-69-68	276	\$118,000.00	Carlos Franco .....	T40	71-70-73-73	287	\$11,250.00
Mark O'Meara .....	T4	69-70-69-68	276	\$118,000.00	Jay Haas .....	T40	72-73-73-69	287	\$11,250.00
Nick Price .....	T4	70-73-68-65	276	\$118,000.00	Joey Sindelar .....	T40	71-71-75-70	287	\$11,250.00
Davis Love III .....	T7	70-68-69-70	277	\$89,500.00	Billy Andrade .....	T44	68-77-68-75	288	\$7,990.00
Billy Mayfair .....	T7	73-67-67-70	277	\$89,500.00	Mark Calcavecchia .....	T44	70-73-71-74	288	\$7,990.00
John Cook .....	9	71-68-70-69	278	\$80,000.00	Dudley Hart .....	T44	70-75-69-74	288	\$7,990.00
Skip Kendall .....	T10	72-68-68-71	279	\$69,000.00	P.H. Horgan III .....	T44	71-71-72-74	288	\$7,990.00
Kenny Perry .....	T10	69-72-70-68	279	\$69,000.00	Steve Lowery .....	T44	76-69-72-71	288	\$7,990.00
Tiger Woods .....	T10	66-72-70-71	279	\$69,000.00	Jeff Maggert .....	T44	71-73-73-71	288	\$7,990.00
Robert Allenby .....	T13	72-68-69-71	280	\$46,000.00	Colin Montgomerie .....	T44	70-67-77-74	288	\$7,990.00
Paul Azinger .....	T13	68-73-70-69	280	\$46,000.00	David Ogrin .....	T44	73-72-71-72	288	\$7,990.00
Fred Couples .....	T13	74-71-67-68	280	\$46,000.00	Joe Ozaki .....	T44	73-71-75-69	288	\$7,990.00
Brad Faxon .....	T13	70-68-74-68	280	\$46,000.00	Kevin Sutherland .....	T44	74-71-71-72	288	\$7,990.00
Steve Flesch .....	T13	75-69-67-69	280	\$46,000.00	Nick Faldo .....	T54	73-71-72-73	289	\$6,550.00
Bill Glasson .....	T13	68-74-69-69	280	\$46,000.00	Scott Verplank .....	T54	71-71-71-76	289	\$6,550.00
John Huston .....	T13	70-71-68-71	280	\$46,000.00	Jay Don Blake .....	T56	70-72-73-75	290	\$6,175.00
Bob Tway .....	T13	69-76-67-68	280	\$46,000.00	Mark Brooks .....	T56	72-73-72-73	290	\$6,175.00
Ernie Els .....	T21	72-72-71-66	281	\$32,000.00	Jim Carter .....	T56	71-73-72-74	290	\$6,175.00
Andrew Magee .....	T21	70-68-72-71	281	\$32,000.00	David Frost .....	T56	70-69-76-75	290	\$6,175.00
Fred Funk .....	T23	70-71-71-70	282	\$26,000.00	Ted Tryba .....	T56	70-74-76-70	290	\$6,175.00
Scott Gump .....	T23	68-69-72-73	282	\$26,000.00	Brian Watts .....	T56	72-73-72-73	290	\$6,175.00
Per-Ulrik Johansson .....	T23	69-74-71-68	282	\$26,000.00	Olin Browne .....	T62	73-71-71-76	291	\$5,900.00
Greg Kraft .....	T23	71-73-65-73	282	\$26,000.00	Tom Byrum .....	T62	72-71-74-74	291	\$5,900.00
Jeff Sluman .....	T27	71-73-70-69	283	\$20,500.00	Trevor Dodds .....	T62	69-75-75-72	291	\$5,900.00
Hal Sutton .....	T27	72-68-72-71	283	\$20,500.00	Robert Karlsson .....	T65	71-73-75-73	292	\$5,750.00
Glen Day .....	T29	68-71-75-70	284	\$17,100.00	Shigeki Maruyama .....	T65	68-77-73-74	292	\$5,750.00
Scott Hoch .....	T29	72-69-70-73	284	\$17,100.00	Loren Roberts .....	T65	72-71-74-75	292	\$5,750.00
Tom Lehman .....	T29	71-71-70-72	284	\$17,100.00	Stephen Leaney .....	68	72-70-72-79	293	\$5,650.00
Lee Rinker .....	T29	70-70-71-73	284	\$17,100.00	Andrew Coltart .....	69	70-75-75-74	294	\$5,600.00
Ian Woosnam .....	T29	70-75-67-72	284	\$17,100.00	David Sutherland .....	70	77-68-77-73	295	\$5,550.00
Russ Cochran .....	T34	69-71-70-75	285	\$14,250.00	Brad Fabel .....	T71	73-72-73-78	296	\$5,450.00
Bob Estes .....	T34	68-76-69-72	285	\$14,250.00	Brent Geiberger .....	T71	73-70-79-74	296	\$5,450.00
Paul Goydos .....	T34	70-70-72-73	285	\$14,250.00	Craig Parry .....	T71	70-75-74-77	296	\$5,450.00
Phil Mickelson .....	T34	70-70-78-67	285	\$14,250.00	Chris Perry .....	74	73-71-75-78	297	\$5,350.00
Craig Stadler .....	T38	69-74-71-72	286	\$12,750.00	Tim Herron .....	75	73-70-79-76	298	\$5,300.00

## The following players did not finish (C=cut, W=withdrew, D=disqualified)

**C—146-** Ben Crenshaw, Jim Furyk, Len Mattiace, Larry Mize, Jesper Parnevik, Paul Stankowski, Robert Thompson. **147-** Tommy Armour III, Stewart Cink, Gene Fieger, Harrison Frazer, Retief Goosen, Justin Leonard, Scott McCarron, Rocco Mediate, Costantino Rocca, Mark Wiebe. **148-** Thomas Bjorn, Michael Burke, Jr., Greg Chalmers, Clark Dennis, Ignacio Garrido, Lee Janzen, Brandt Jobe, Mark Meike, Jumbo Ozaki, Eduardo Romero, Scott Simpson, Ed Terasa, David Toms, Tom Watson. **149-** Robert Gaus, Stephen Keppler, Jose Maria Olazabal, Jay Overton. **150-** Stuart Appleby, J.P. Hayes, Tom Kite, Neal Lancaster, Corey Pavin, Jim Schuman, Kent Stauffer, Payne Stewart, Kirk Triplett, Lee Westwood. **151-** Bob Boyd, Bob Ford, Ron McDougal, Steve Pate. **152-** John Daly, Robert Damron, Tommy Tolles, Greg Turner, Scott Williams. **153-** Peter Lonard, Frank Nobilo, Patrik Sjolander, Bruce Zabriski. **154-** Phil Blackmar, David Duval, Gabriel Hjertstedt, Todd M. Smith, Jeff Thomsen. **155-** Karl Kimball. **156-** Chris Tucker. **158-** Will Frantz, Al Geiberger, Bob Groff, Grant Waite, Wayne Grady. **159-** Jeffrey Lankford, Ken Schall, Ron Stelten. **167-** Paul Earnest. **W—75-** Jerry Kelly.


# PGA CHAMPIONSHIP



## TOURNAMENT HISTORY

Year	Winner	Score	Runner-up	Score	Location
1916	James M. Barnes	1 up	Jock Hutchison		Siwanoy CC, Bronxville, NY
1917-	No Championships Played—World War I				
1918	James M. Barnes	6 & 5	Fred McLeod		Engineers CC, Roslyn, LI, NY
1919	Jock Hutchison	1 up	J. Douglas Edgar		Flossmoor CC, Flossmoor, IL
1920	Walter Hagen	3 & 2	James M. Barnes		Inwood CC, Far Rockaway, NY
1921	Gene Sarazen	4 & 3	Emmet French		Oakmont CC, Oakmont, PA
1922	*Gene Sarazen	1 up (38)	Walter Hagen		Pelham CC, Pelham, NY
1923	Walter Hagen	2 up	James M. Barnes		French Lick CC, French Lick, IN
1924	Walter Hagen	6 & 5	William Mehlhorn		Olympia Fields, Olympia Fields, IL
1925	Walter Hagen	5 & 3	Leo Diegel		Salisbury GC, Westbury, LI, NY
1926	Walter Hagen	1 up	Joe Turnesa		Cedar Crest CC, Dallas, TX
1927	Leo Diegel	6 & 5	Al Espinosa		Five Farms CC, Baltimore, MD
1928	Leo Diegel	6 & 4	Johnny Farrell		Hillcrest CC, Los Angeles, CA
1929	Tommy Armour	1 up	Gene Sarazen		Fresh Meadow CC, Flushing, NY
1930	Tom Creavy	2 & 1	Denny Shute		Wannamoisett CC, Rumford, RI
1931	Olin Dutra	4 & 3	Frank Walsh		Keller GC, St. Paul, MN
1932	Gene Sarazen	5 & 4	Willie Goggin		Blue Mound CC, Milwaukee, WI
1933	*Paul Runyan	1 up (38)	Craig Wood		Park CC, Williamsville, NY
1934	Johnny Revolta	5 & 4	Tommy Armour		Twin Hills CC, Oklahoma City, OK
1935	Denny Shute	3 & 2	Jimmy Thomson		Pinehurst CC, Pinehurst, NC
1936	*Denny Shute	1 up (37)	Harold McSpaden		Pittsburgh Field Club, Aspinwall, PA
1937	Paul Runyan	8 & 7	Sam Snead		Shawnee CC, Shawnee-on-Delaware, PA
1938	*Henry Picard	1 up (37)	Byron Nelson		Pomonok CC, Flushing LI, NY
1939	Byron Nelson	1 up	Sam Snead		Hershey CC, Hershey, PA
1940	*Vic Ghezzi	1 up (38)	Byron Nelson		Cherry Hills CC, Denver, CO
1941	Sam Snead	2 & 1	Jim Turnesa		Seaview CC, Atlantic City, NJ
1942	No Championship Played—World War II				
1943	Bob Hamilton	1 up	Byron Nelson		Manito G & CC, Spokane, WA
1944	Byron Nelson	4 & 3	Sam Byrd		Moraine CC, Dayton, OH
1945	Ben Hogan	6 & 4	Ed Oliver		Portland GC, Portland, OR
1946	Jim Ferrier	2 & 1	Chick Harbert		Plum Hollow CC, Detroit, MI
1947	Ben Hogan	7 & 6	Mike Turnesa		Norwood Hills CC, St. Louis, MO
1948	Sam Snead	3 & 2	Johnny Palmer		Hermitage CC, Richmond, VA
1949	Chandler Harper	4 & 3	Henry Williams, Jr.		Scioto CC, Columbus, OH
1950	Sam Snead	7 & 6	Walter Burkemo		Oakmont CC, Oakmont, PA
1951	Jim Turnesa	1 up	Chick Harbert		Big Spring CC, Louisville, KY
1952	Walter Burkemo	2 & 1	Felice Torza		Birmingham CC, Birmingham, MI
1953	Chick Harbert	4 & 3	Walter Burkemo		Keller GC, St. Paul, MN
1954	Doug Ford	4 & 3	Cary Middlecoff		Meadowbrook CC, Detroit, MI
1955	Jack Burke	3 & 2	Ted Kroll		Blue Hill CC, Boston, MA
1956	Lionel Hebert	2 & 1	Dow Finsterwald		Miami Valley CC, Dayton, OH
1957	Dow Finsterwald	276	Billy Casper	278	Llanerch CC, Havertown, PA
1958	Bob Rosburg	277	Jerry Barber	278	Minneapolis GC, St. Louis Park, MN
1959			Doug Sanders		
1960	Jay Hebert	281	Jim Ferrier	282	Firestone CC, Akron, OH
1961	*Jerry Barber (67)	277	Don January (68)	277	Olympia Fields CC, Olympia Fields, IL
1962	Gary Player	278	Bob Goalby	279	Aronomink GC, Newtown Square, PA
1963	Jack Nicklaus	279	Dave Ragan, Jr.	281	Dallas Athletic Club, Dallas, TX
1964	Bobby Nichols	271	Jack Nicklaus	274	Columbus CC, Columbus, OH
			Arnold Palmer		
1965	Dave Marr	280	Billy Casper	282	Laurel Valley CC, Ligonier, PA
			Jack Nicklaus		
1966	Al Geilberger	280	Dudley Wysong	284	Firestone CC, Akron, OH
1967	*Don January (69)	281	Don Massengale (71)	281	Columbine CC, Littleton, CO

# PGA CHAMPIONSHIP



## TOURNAMENT HISTORY

Year	Winner	Score	Runner-up	Score	Location
1968	Julius Boros	281	Bob Charles	282	Pecan Valley CC, San Antonio, TX
1969	Raymond Floyd	276	Arnold Palmer		
1970	Dave Stockton	279	Gary Player	277	NCR CC, Dayton, OH
			Arnold Palmer	281	Southern Hills CC, Tulsa, OK
			Bob Murphy		
1971	Jack Nicklaus	281	Billy Casper	283	PGA National GC, Palm Beach Gardens, FL
1972	Gary Player	281	Tommy Aaron	283	Oakland Hills CC, Birmingham, MI
			Jim Jamieson		
1973	Jack Nicklaus	277	Bruce Crampton	281	Canterbury GC, Cleveland, OH
1974	Lee Trevino	276	Jack Nicklaus	277	Tanglewood GC, Winston-Salem, NC
1975	Jack Nicklaus	276	Bruce Crampton	278	Firestone CC, Akron, OH
1976	Dave Stockton	281	Raymond Floyd	282	Congressional CC, Bethesda, MD
			Don January		
1977	*Lanny Wadkins	282	Gene Littler	282	Pebble Beach GL, Pebble Beach, CA
1978	*John Mahaffey	276	Jerry Pate	276	Oakmont CC, Oakmont, PA
			Tom Watson		
1979	*David Graham	272	Ben Crenshaw	272	Oakland Hills CC, Birmingham, MI
1980	Jack Nicklaus	274	Andy Bean	281	Oak Hill CC, Rochester, NY
1981	Larry Nelson	273	Fuzzy Zoeller	277	Atlanta Athletic Club, Duluth, GA
1982	Raymond Floyd	272	Lanny Wadkins	275	Southern Hills CC, Tulsa, OK
1983	Hal Sutton	274	Jack Nicklaus	275	Riviera CC, Pacific Palisades, CA
1984	Lee Trevino	273	Gary Player	277	Shoal Creek, Birmingham, AL
			Lanny Wadkins		
1985	Hubert Green	278	Lee Trevino	280	Cherry Hills CC, Denver, CO
1986	Bob Tway	276	Greg Norman	278	Inverness Club, Toledo, OH
1987	*Larry Nelson	287	Lanny Wadkins	287	PGA National, Palm Beach Gardens, FL
1988	Jeff Sluman	272	Paul Azinger	275	Oak Tree GC, Edmond, OK
1989	Payne Stewart	276	Andy Bean	277	Kemper Lakes GC, Hawthorn Woods, IL
			Mike Reid		
			Curtis Strange		
1990	Wayne Grady	282	Fred Couples	285	Shoal Creek, Birmingham, AL
1991	John Daly	276	Bruce Lietzke	279	Crooked Stick GC, Carmel, IN
1992	Nick Price	278	John Cook	281	Bellerive CC, St. Louis, MO
			Jim Gallagher, Jr.		
			Gene Sauers		
			Nick Faldo		
1993	*Paul Azinger	272	Greg Norman	272	Inverness Club, Toledo, OH
1994	Nick Price	269	Corey Pavin	275	Southern Hills CC, Tulsa, OK
1995	*Steve Elkington	267	Colin Montgomerie	267	Riviera CC, Pacific Palisades, CA
1996	*Mark Brooks	277	Kenny Perry	277	Valhalla GC, Louisville, KY
1997	Davis Love III	269	Justin Leonard	274	Winged Foot CC, Mamaroneck, NY
1998	Vijay Singh	271	Steve Stricker	273	Sahalee CC, Redmond, WA

Tournament Record: 267—Steve Elkington/Colin Montgomerie, 1995 (Riviera CC)  
 18-Hole Record: 63—Bruce Crampton, 1975 (Firestone CC); Raymond Floyd, 1982 (Southern Hills CC); Gary Player, 1984 (Shoal Creek); Vijay Singh, 1993 (Inverness)

KEY: \* = Playoff      *Figures in parentheses indicate playoff scores.*



# 1998 SPRINT INTERNATIONAL



Castle Pines Golf Club, Castle Rock, CO    Purse: \$2,000,000  
Par: 36-36-72    Yards: 7,559    August 20-23, 1998

**FORMAT:** Modified Stableford System, with points awarded as follows: double-eagle +8, eagle +5, birdie +2, bogey -1, double-bogey or worse -3.

**LEADERS: FIRST ROUND**—Vijay Singh and Jim Carter shared the lead with 15 points, one ahead of Tiger Woods and two in front of Corey Pavin, David Sutherland, Davis Love III and Brandt Jobe. **SECOND ROUND**—Singh, with 27 points, was four points ahead of Steve Flesch and five in front of Jobe and Sutherland. **THIRD ROUND**—Singh, with 33 points, was one in front of Willie Wood and two ahead of Tiger Woods

**CUT:** Starting field of 145 cut to 74 players at +8 or better after 36 holes. After 54 holes, the field was cut to 41 players at +18 or better.



**PRO-AM:** \$10,000. Morning Individual—Jesper Parnevik, +18, \$500. Morning Team—Billy Mayfair, Stewart Cink, Tommy Tolles, +40, \$416.67 each. Lightning interrupted play in the afternoon pro-am, and all professionals received equal shares of \$192.31.

**WEATHER:** Sunshine early Thursday, after which play was suspended from 3:35-6:15 p.m. due to lightning. Play was called for the day at 7:50 p.m. due to darkness with 36 players still on the course. The first round resumed Friday at 7:00 a.m., when the second round also began. Lightning delayed play from 4:20-6:45 p.m., and play was called for the day at 7:42 p.m. due to darkness with 31 players left on the course. The second round resumed at 7:00 a.m. Saturday, and the third round started at 9:30. Beautiful Saturday and Sunday.

**Winner: Vijay Singh    15-12-6-14    47    \$360,000.00**

Phil Mickelson .....	T2	8-5-16-12	41	\$176,000.00	Andy Bean .....	39	(-3)-12-11-(-2)	18	\$	9,000.00
Willie Wood .....	T2	9-8-15-9	41	\$176,000.00	Clark Dennis .....	40	3-11-5-(-3)	16	\$	8,600.00
Tiger Woods .....	4	14-3-14-7	38	\$ 96,000.00	Neal Lancaster .....	41	2-7-9-(-5)	13	\$	8,200.00
Rocco Mediate .....	5	7-9-14-7	37	\$ 80,000.00	Bob Gilder .....	T42	8-4-5	17	\$	6,435.00
Bob Tway .....	T6	4-9-7-16	36	\$ 64,750.00	Bobby Wadkins .....	T42	6-7-4	17	\$	6,435.00
Brad Faxon .....	T6	3-9-11-13	36	\$ 64,750.00	Steve Pate .....	T42	7-3-7	17	\$	6,435.00
Brandt Jobe .....	T6	13-9-5-9	36	\$ 64,750.00	Mike Springer .....	T42	8-5-4	17	\$	6,435.00
Steve Flesch .....	T6	12-11-5-8	36	\$ 64,750.00	Corey Pavin .....	T42	13-1-3	17	\$	6,435.00
Steve Elkington .....	10	9-8-8-10	35	\$ 54,000.00	Jay Don Blake .....	T42	8-1-8	17	\$	6,435.00
David Toms .....	11	7-4-7-16	34	\$ 50,000.00	Ernie Els .....	T42	6-9-2	17	\$	6,435.00
Brandel Chamblee .....	12	6-11-2-14	33	\$ 46,000.00	Craig Barlow .....	T42	8-7-2	17	\$	6,435.00
Jesper Parnevik .....	T13	5-6-13-8	32	\$ 40,000.00	Trevor Dodds .....	T50	12-1-3	16	\$	4,920.00
Peter Jacobsen .....	T13	2-12-11-7	32	\$ 40,000.00	Glen Hnatiuk .....	T50	3-8-5	16	\$	4,920.00
Andrew Magee .....	31	10-6-2-13	31	\$ 35,000.00	Scott Gump .....	T50	8-2-6	16	\$	4,920.00
Kirk Triplett .....	31	11-0-14-6	31	\$ 35,000.00	Ben Bates .....	T53	4-8-3	15	\$	4,653.34
Tom Pernice, Jr. ....	30	4-10-6-10	30	\$ 32,000.00	Brian Henninger .....	T53	10-9-(-4)	15	\$	4,653.33
David Sutherland .....	18	13-9-1-6	29	\$ 30,000.00	Craig Stadler .....	T53	9-(-1)-7	15	\$	4,653.33
Chris Perry .....	19	8-3-7-10	28	\$ 28,000.00	Robert Damron .....	T56	4-8-2	14	\$	4,520.00
Steve Jones .....	20	10-(-2)-11-8	27	\$ 26,000.00	Kenny Perry .....	T56	5-4-5	14	\$	4,520.00
Mike Weir .....	T21	12-(-3)-9-8	26	\$ 20,800.00	Kevin Wentworth .....	T56	5-3-6	14	\$	4,520.00
Larry Rinker .....	T21	4-10-5-7	26	\$ 20,800.00	Jim Furyk .....	T59	9-4-0	13	\$	4,400.00
Stewart Cink .....	T21	6-8-7-5	26	\$ 20,800.00	Scott Verplank .....	T59	12-1-0	13	\$	4,400.00
Billy Mayfair .....	T21	5-3-14-4	26	\$ 20,800.00	Craig Parry .....	T59	7-2-4	13	\$	4,400.00
Davis Love III .....	T21	13-7-5-1	26	\$ 20,800.00	Tim Loutalot .....	62	1-8-3	12	\$	4,320.00
Jim Carter .....	T26	15-4-1-5	25	\$ 15,400.00	Paul Stankowski .....	T63	9-3-(-1)	11	\$	4,220.00
Greg Turner .....	T26	4-5-12-4	25	\$ 15,400.00	Brian Kamm .....	T63	5-5-1	11	\$	4,220.00
Jay Haas .....	T26	2-6-14-3	25	\$ 15,400.00	Lee Janzen .....	T63	5-3-3	11	\$	4,220.00
Mike Reid .....	T29	9-1-8-5	23	\$ 13,600.00	Clarence Rose .....	T63	2-6-3	11	\$	4,220.00
John Riegger .....	T29	11-1-7-4	23	\$ 13,600.00	Rick Fehr .....	T67	5-5-0	10	\$	4,100.00
Stuart Appleby .....	T29	3-11-8-1	23	\$ 13,600.00	Frank Nobilo .....	T67	5-3-2	10	\$	4,100.00
Esteban Toledo .....	T32	(-2)-14-7-3	22	\$ 11,833.33	Tom Kite .....	T69	4-5-0	9	\$	4,000.00
Kent Jones .....	T32	7-7-6-2	22	\$ 11,833.33	Kevin Sutherland .....	T69	8-6-(-5)	9	\$	4,000.00
Olin Browne .....	T32	4-4-13-1	22	\$ 11,833.33	Jim McGovern .....	T69	12-(-3)-0	9	\$	4,000.00
Dudley Hart .....	T35	4-9-5-2	20	\$ 10,550.00	Nick Price .....	72	4-4-0	8	\$	3,920.00
Joey Sindelar .....	T35	9-6-4-1	20	\$ 10,550.00	Phil Tataurangi .....	73	6-3-(-2)	7	\$	3,880.00
Robert Allenby .....	T37	0-12-10-(-3)	19	\$ 9,600.00	Tim Herron .....	74	9-2-(-5)	6	\$	3,840.00
Mark Brooks .....	T37	9-4-13-(-7)	19	\$ 9,600.00						

The following players did not finish (C = cut, W = withdrew, D = disqualified)

C—+7 - Bradley Hughes, Bob Estes, Chris Smith, Pete Jordan, Larry Mize, Richard Coughlan, Lee Porter, Ken Green, Keith Clearwater, David Duval, Billy Ray Brown, Johnathan Kaye. +6 - Len Mattiace, Scott McCarron, Duffy Waldorf, Doug Martin, Peter O'Malley, Skip Kendall, Frank Lickliter, Dave Stockton, Jr., Spike McRoy. +5 - Phil Blackmar, Dan Forsman, Paul Goydos, P.H. Horgan III, Tommy Tolles, Brett Quigley. +4 - Patrick Burke. +3 - Tom Purtzer. +2 - Kelly Gibson, Harrison Frazer, Grant Waite, Dicky Pride, Mike Hulbert. +1 - Jeff Gallagher, Donnie Hammond, Ted Tryba, Jim Estes, Tom Lehman, J.L. Lewis, Chris DiMarco, Chip Beck. 0 - Gabriel Hjertstedt, Nick Faldo, Ronnie Black. -1 - Joe Daley, Tim Conley. -2 - Lee Rinker, Hugh Royer III, Franklin Langham, Bob Friend, Patrik Sjolund. -3 - Matthew Goggin, Barry Cheesman. -4 - R.W. Eaks, D. A. Weibring, Mark Calcavecchia, Guy Boros. -6 - Billy Andrade. -9 - Gary Hallberg. -10 - Jim Gallagher, Jr. -12 - Shane Bertsch. -17 - Vance Veazey. W— John Daly, Steve Lowery, Mark Carnevale, Andrew Coltart, Sonny Skinner, John Adams, Doug Barron. D— Mark Wiebe.

# SPRINT INTERNATIONAL

## TOURNAMENT HISTORY



*The SPRINT  
INTERNATIONAL*

Year	Winner	Score	Runner-up	Score	Location	Par/Yards
<b>THE INTERNATIONAL</b>						
1986	Ken Green	+12	Bernhard Langer	+9	Castle Pines GC, Castle Rock, CO	72/7559
1987	John Cook	+11	Ken Green	+9	Castle Pines GC, Castle Rock, CO	72/7559
1988	Joey Sindelar	+17	Steve Pate	+13	Castle Pines GC, Castle Rock, CO	72/7559
			Dan Pohl			
1989	Greg Norman	+13	Clarence Rose	+11	Castle Pines GC, Castle Rock, CO	72/7559
1990	Davis Love III	+14	Steve Pate	+11	Castle Pines GC, Castle Rock, CO	72/7559
			Eduardo Romero			
			Peter Senior			
1991	Jose Maria Olazabal	+10	Ian Baker-Finch	+7	Castle Pines GC, Castle Rock, CO	72/7559
			Scott Gump			
			Bob Lohr			
1992	Brad Faxon	+14	Lee Janzen	+12	Castle Pines GC, Castle Rock, CO	72/7559
1993	Phil Mickelson	+45	Mark Calcavecchia	+37	Castle Pines GC, Castle Rock, CO	72/7559
<b>SPRINT INTERNATIONAL</b>						
1994	*Steve Lowery	+35	Rick Fehr	+35	Castle Pines GC, Castle Rock, CO	72/7559
1995	Lee Janzen	+34	Ernie Els	+33	Castle Pines GC, Castle Rock, CO	72/7559
1996	*Clarence Rose	+31	Brad Faxon	+31	Castle Pines GC, Castle Rock, CO	72/7559
1997	Phil Mickelson	+48	Stewart Appleby	+41	Castle Pines GC, Castle Rock, CO	72/7559
1997	Vijay Singh	+47	Phil Mickelson	+41	Castle Pines GC, Castle Rock, CO	72/7559
			Willie Wood			

(NOTE: Prior to 1993, winning score was for fourth round only. Beginning in 1993, winning score has been total for four rounds.)

Tournament Record: 48 points—Phil Mickelson, 1997  
18-hole Record: 20 points—Greg Whisman, 1992; Tom Purtzer, 1997

KEY: \* = Playoff

## SPRINT INTERNATIONAL NOTES


*The last time a player recorded a hole-in-one, eagle-2 and eagle-3 during a tournament was when **Tiger Woods** recorded all three at the 1998 Sprint International.*

*When **Vijay Singh** captured the 1998 Sprint International one week after winning the PGA Championship, he became the first player since **Ernie Els** in 1997 to win a major championship and another title in back-to-back weeks.*

# 1998 NEC WORLD SERIES OF GOLF

Firestone CC (South Course), Akron, OH  
Par: 35-35-70 Yardage: 7,149

Purse: \$2,250,000  
August 27-30, 1998



**LEADERS: FIRST ROUND**—Phil Mickelson opened with a 4-under-par 66. Craig Parry and Tiger Woods trailed by one stroke. **SECOND ROUND**—David Duval, Woods and Parry, at 5-under 135, were two strokes ahead of Mickelson. **THIRD ROUND**—Duval, following a second consecutive 66, was at 9-under-par 201, good for a one-stroke lead over John Cook. Mickelson trailed by two.

**Cut:** No cut. 43 of 44 players completed four rounds.



**PRO-AM:** \$10,000. Individual—Vijay Singh, 64, \$1,000. Team—Tim Herron, 54, \$1,000.

**WEATHER:** Sunny and warm Wednesday. The pro-am was played under the lift-clean-place rule due to wet conditions, the result of heavy Tuesday rains that forced closing of the course and practice facilities. Sunny and pleasant Thursday and Friday. Partly cloudy Saturday morning, turning sunny and warm in the afternoon. Beautiful Sunday.


**Winner: David Duval 69-66-66-68 269 \$405,000.00**

Phil Mickelson .....	2	66-71-66-68	271	\$243,000.00
Davis Love III .....	3	71-69-67-65	272	\$153,000.00
John Cook .....	4	71-69-62-71	273	\$108,000.00
Loren Roberts .....	T5	72-67-69-67	275	\$85,500.00
Tiger Woods .....	T5	67-68-70-70	275	\$85,500.00
Joe Durant .....	T7	73-67-70-66	276	\$72,562.50
Mark O'Meara .....	T7	72-67-65-72	276	\$72,562.50
Scott Hoch .....	T9	70-69-71-69	279	\$63,000.00
Craig Parry .....	T9	67-68-72-72	279	\$63,000.00
Bill Glasson .....	T11	71-71-68-70	280	\$51,750.00
Shigeki Maruyama .....	T11	75-68-65-72	280	\$51,750.00
Jesper Parnevik .....	T11	71-70-66-73	280	\$51,750.00
Mark Calcavecchia .....	T14	70-70-69-72	281	\$38,250.00
Brandt Jobe .....	T14	70-71-67-73	281	\$38,250.00
Steve Pate .....	T14	72-71-69-69	281	\$38,250.00
Vijay Singh .....	T14	71-68-71-71	281	\$38,250.00
Shinichi Yokota .....	T14	68-72-69-72	281	\$38,250.00
Ernie Els .....	19	69-74-72-67	282	\$31,500.00
Billy Mayfair .....	20	72-74-68-69	283	\$29,250.00
Stuart Appleby .....	T21	73-71-72-68	284	\$25,800.00
Steve Jones .....	T21	73-69-73-69	284	\$25,800.00
Nick Price .....	T21	76-70-68-70	284	\$25,800.00
Olin Browne .....	T24	73-68-72-72	285	\$21,900.00
Fred Couples .....	T24	72-73-65-75	285	\$21,900.00
Tim Herron .....	T24	68-76-71-70	285	\$21,900.00
John Huston .....	T24	70-71-70-74	285	\$21,900.00
Greg Turner .....	T28	68-77-71-70	286	\$20,300.00
Brian Watts .....	T28	68-72-70-76	286	\$20,300.00
Andrew Coltart .....	T30	70-73-69-75	287	\$19,900.00
Justin Leonard .....	T30	68-71-74-74	287	\$19,900.00
Per-Ulrik Johansson ..	32	73-69-75-72	289	\$19,600.00
Fred Funk .....	33	70-71-71-79	291	\$19,400.00
Bradley Hughes .....	34	72-71-72-77	292	\$19,300.00
David Carter .....	T35	77-73-72-74	296	\$19,050.00
Trevor Dodds .....	T35	72-74-73-77	296	\$19,050.00
Gabriel Hjertstedt .....	T35	77-74-73-72	296	\$19,050.00
Mitsutaka Kusakabe ..	T35	75-68-77-76	296	\$19,050.00
Michael Bradley .....	39	75-75-75-72	297	\$18,800.00
J.P. Hayes .....	40	77-70-81-72	300	\$18,725.00
Scott Simpson .....	41	76-75-78-73	302	\$18,650.00
Tony Johnstone .....	42	79-76-73-75	303	\$18,575.00
Bruce Zabriski .....	43	77-75-79-73	304	\$18,500.00

**The following player was disqualified**

Lee Janzen (first round)

# NEC WORLD SERIES OF GOLF



## TOURNAMENT HISTORY

From 1962 through 1975, the World Series of Golf was played as a four-man, 36-hole exhibition. All monies won in the tournament were unofficial. The winners in those years (with winning totals in parentheses):

1962—Jack Nicklaus (135)	1967—Jack Nicklaus (144)	1972—Gary Player (142)
1963—Jack Nicklaus (140)	1968—Gary Player (143)	1973—Tom Weiskopf (137)
1964—Tony Lema (138)	1969—Orville Moody (141)	1974—Lee Trevino (139)
1965—Gary Player (139)	1970—Jack Nicklaus (136)	1975—Tom Watson (140)
1966—Gene Littler (143)	1971—Charles Coody (141)	

Year	Winner	Score	Runner-up	Score	Location	Par/Yards
<b>WORLD SERIES OF GOLF</b>						
1976	Jack Nicklaus	275	Hale Irwin	279	Firestone CC (South Course), Akron, OH	70/7149
1977	Lanny Wadkins	267	Hale Irwin	272	Firestone CC (South Course), Akron, OH	70/7149
1978	*Gil Morgan (Won playoff with par on first extra hole)	278	Hubert Green	278	Firestone CC (South Course), Akron, OH	70/7149
1979	Lon Hinkle	272	Larry Nelson Bill Rogers Lee Trevino	273	Firestone CC (South Course), Akron, OH	70/7149
1980	Tom Watson	270	Ray Floyd	272	Firestone CC (South Course), Akron, OH	70/7149
1981	Bill Rogers	275	Tom Kite	276	Firestone CC (South Course), Akron, OH	70/7149
1982	*Craig Stadler (Won playoff with par on fourth extra hole)	278	Ray Floyd	278	Firestone CC (South Course), Akron, OH	70/7149
1983	Nick Price	270	Jack Nicklaus	274	Firestone CC (South Course), Akron, OH	70/7149
<b>NEC WORLD SERIES OF GOLF</b>						
1984	Denis Watson	271	Bruce Lietzke	273	Firestone CC (South Course), Akron, OH	70/7149
1985	Roger Maltbie	268	Denis Watson	272	Firestone CC (South Course), Akron, OH	70/7149
1986	Dan Pohl	277	Lanny Wadkins	278	Firestone CC (South Course), Akron, OH	70/7149
1987	Curtis Strange	275	Fulton Allem	278	Firestone CC (South Course), Akron, OH	70/7149
1988	*Mike Reid (Won playoff with par on first extra hole)	275	Tom Watson	275	Firestone CC (South Course), Akron, OH	70/7149
1989	*David Frost (Won playoff with par on second extra hole)	276	Ben Crenshaw	276	Firestone CC (South Course), Akron, OH	70/7149
1990	Jose Maria Olazabal	262	Lanny Wadkins	274	Firestone CC (South Course), Akron, OH	70/7149
1991	*Tom Purtzer (Won playoff with par on second extra hole)	279	Jim Gallagher, Jr. Davis Love III	279	Firestone CC (South Course), Akron, OH	70/7149
1992	Craig Stadler	273	Corey Pavin	274	Firestone CC (South Course), Akron, OH	70/7149
1993	Fulton Allem	270	Jim Gallagher, Jr. Nick Price Craig Stadler	275	Firestone CC (South Course), Akron, OH	70/7149
1994	Jose Maria Olazabal	269	Scott Hoch	270	Firestone CC (North Course), Akron, OH	70/6918
1995	*Greg Norman (Won playoff with birdie on first extra hole)	278	Billy Mayfair Nick Price	278	Firestone CC (South Course), Akron, OH	70/7149
1996	Phil Mickelson	274	Billy Mayfair Steve Stricker Duffy Waldorf	277	Firestone CC (South Course), Akron, OH	70/7149
1997	Greg Norman	273	Phil Mickelson	277	Firestone CC (South Course), Akron, OH	70/7189
1998	David Duval	269	Phil Mickelson	271	Firestone CC (South Course), Akron, OH	70/7189

Tournament Record: 262—Jose Maria Olazabal, 1990  
Current Course Record: 61—Jose Maria Olazabal, 1990

KEY: \* = Playoff

**NOTE: The NEC World Series of Golf is not on the 1999 PGA TOUR schedule. The WGC-NEC Invitational will be played at Firestone CC.**


# 1998 GREATER VANCOUVER OPEN

Northview G&CC, Surrey, B.C., Canada  
Par: 36-35-71 Yards: 6,893

Purse: \$2,000,000  
August 27-30, 1998



**LEADERS: First Round**—Payne Stewart shot a 7-under-par 64 to lead John Maginnes by one stroke. Thirteen others were three strokes back. **Second Round**—Brandel Chamblee and Chris DiMarco shared the lead at 11-under-par 131, two strokes in front of Stewart. **Third Round**—Stewart fired a 6-under-par 65 to take the lead at 15-under-par 198. Chamblee trailed by one stroke.



**CUT:** 80 players at 1-under-par 141 from a field of 155.

**PRO-AM:** \$10,000. Individual—Scott McCarron, 65, \$1,000. Team—Scott McCarron, 51, \$1,000.

**WEATHER:** Sunny and pleasant all week, with highs in the 80s.

**Winner: Brandel Chamblee 67-64-68-66 265 \$360,000.00**

Payne Stewart .....	2	64-69-65-70	268	\$216,000.00	Gary Hallberg .....	T40	71-69-72-67	279	\$8,000.00
Lee Porter .....	3	67-67-71-66	271	\$136,000.00	Chris Smith .....	T40	72-65-70-72	279	\$8,000.00
Brian Claar .....	4	68-68-69-67	272	\$96,000.00	Mark Carnevale ...	T44	71-67-69-73	280	\$6,400.00
Russ Cochran .....	T5	71-67-66-69	273	\$65,500.00	Jeff Gallagher .....	T44	73-67-69-71	280	\$6,400.00
Bob Estes .....	T5	67-70-67-69	273	\$65,500.00	Greg Kraft .....	T44	67-70-74-69	280	\$6,400.00
Jeff Maggert .....	T5	68-67-70-68	273	\$65,500.00	Mark Wiebe .....	T44	70-67-71-72	280	\$6,400.00
Hugh Royer III .....	T5	67-68-70-68	273	\$65,500.00	Eric Booker .....	T48	69-72-71-69	281	\$5,088.00
Omar Uresti .....	T5	71-68-68-66	273	\$65,500.00	Paul Devenport ...	T48	73-66-69-73	281	\$5,088.00
Mike Weir .....	T5	70-66-68-69	273	\$65,500.00	David Edwards ...	T48	71-69-68-73	281	\$5,088.00
Bob Friend .....	T11	69-68-69-68	274	\$44,000.00	Peter O'Malley ....	T48	72-68-66-75	281	\$5,088.00
Brent Geiberger ...	T11	71-66-66-71	274	\$44,000.00	Phil Tataurangi ...	T48	71-66-69-75	281	\$5,088.00
Tom Pernice, Jr. .	T11	70-66-67-71	274	\$44,000.00	Franklin Langham ..	T53	67-70-71-74	282	\$4,653.34
Paul Stankowski .	T11	67-73-65-69	274	\$44,000.00	Ken Green .....	T53	71-70-68-73	282	\$4,653.33
Kelly Gibson .....	T15	68-72-67-68	275	\$32,000.00	Philip Jonas .....	T53	70-71-72-69	282	\$4,653.33
John Maginnes ...	T15	66-71-68-70	275	\$32,000.00	Guy Boros .....	T56	67-67-72-77	283	\$4,420.00
Hal Sutton .....	T15	71-68-65-71	275	\$32,000.00	Stewart Cink .....	T56	71-69-74-69	283	\$4,420.00
Esteban Toledo ...	T15	69-71-67-68	275	\$32,000.00	Richard Coughlan ..	T56	69-66-73-75	283	\$4,420.00
Ted Tryba .....	T15	68-69-71-67	275	\$32,000.00	David Frost .....	T56	71-67-71-74	283	\$4,420.00
Craig Barlow .....	T20	68-70-69-69	276	\$20,175.00	Scott Gump .....	T56	70-71-70-72	283	\$4,420.00
Tom Byrum .....	T20	68-68-68-72	276	\$20,175.00	Ian Leggatt .....	T56	70-70-71-72	283	\$4,420.00
Jim Carter .....	T20	68-71-69-68	276	\$20,175.00	Danny Mijovic ....	T56	69-71-74-69	283	\$4,420.00
Mike Springer .....	T20	68-71-68-69	276	\$20,175.00	Sonny Skinner ....	T56	69-68-70-76	283	\$4,420.00
Dave Stockton, Jr.	T20	72-69-68-67	276	\$20,175.00	Ben Bates .....	T64	68-73-75-68	284	\$4,140.00
Kevin Sutherland ..	T20	71-69-69-67	276	\$20,175.00	Ronnie Black .....	T64	70-70-69-75	284	\$4,140.00
Kevin Wentworth ..	T20	69-68-68-71	276	\$20,175.00	Tim Conley .....	T64	70-69-70-75	284	\$4,140.00
Fuzzy Zoeller .....	T20	70-69-69-68	276	\$20,175.00	Tim Loustalot .....	T64	69-72-73-70	284	\$4,140.00
Robert Allenby ....	T28	71-66-68-72	277	\$12,200.00	Mike Reid .....	T64	70-67-72-75	284	\$4,140.00
Glen Day .....	T28	67-70-69-71	277	\$12,200.00	David Sutherland ..	T64	70-69-71-74	284	\$4,140.00
Chris DiMarco .....	T28	68-63-72-74	277	\$12,200.00	John Adams .....	T70	71-70-71-74	286	\$3,980.00
Jim Estes .....	T28	67-70-71-69	277	\$12,200.00	Jim Thorpe .....	T70	69-72-73-72	286	\$3,980.00
Harrison Frazar ...	T28	68-66-69-74	277	\$12,200.00	Andrew Magee ....	T72	67-71-75-74	287	\$3,900.00
Mike Hulbert .....	T28	69-70-68-70	277	\$12,200.00	Frank Nobilo .....	T72	68-71-72-76	287	\$3,900.00
Peter Jacobsen ...	T28	70-67-70-70	277	\$12,200.00	Jay Hobby .....	T74	67-67-75-79	288	\$3,800.00
John Riegger .....	T28	71-66-71-69	277	\$12,200.00	P.H. Horgan III ...	T74	70-67-74-77	288	\$3,800.00
Larry Rinker .....	T28	68-66-69-74	277	\$12,200.00	Steve Jurgensen .	T74	68-73-74-73	288	\$3,800.00
Richard Zokol .....	T28	69-69-71-68	277	\$12,200.00	Ray Stewart .....	T77	70-71-72-76	289	\$3,700.00
Doug Martin .....	T38	67-68-73-70	278	\$9,200.00	Doug Tewell .....	T77	71-70-71-77	289	\$3,700.00
David Ogrin .....	T38	70-69-69-70	278	\$9,200.00	Keith Clearwater ...	79	69-71-73-79	292	\$3,640.00
Barry Cheesman .	T40	72-66-68-73	279	\$8,000.00	Dave Rummels .....		71-69-73-DQ		
Steve Flesch .....	T40	69-69-70-71	279	\$8,000.00					

The following players did not finish (C=cut, W=withdrew, D=disqualified)

C—142- Mike Brisky, Curt Byrum, Jay Delsing, Danny Edwards, Keith Fergus, Bruce Fleisher, Mike Heinen, Nolan Henke, Ian Hutchings, Corey Pavin, Grant Waite, Duffy Waldorf. 143- Joe Daley, Rick Fehr, Bobby Gage, Robert Gamez, Brian Henninger, Sandy Lyle, Len Mattiace, Scott McCarron, John Morse, Vance Veazey. 144- Tommy Armour III, Dave Barr, Lennie Clements, John Daly, Bob Gilder, Jack Renner, Clarence Rose, Iain Steel, Hidemichi Tanaka, Willie Wood. 145- Billy Andrade, Doug Barron, Andy Bean, Mike Donald, Glen Hnatluk, Kent Jones, J.L. Lewis, Mac O'Grady, David Peoples, Dicky Pride, Jim Rutledge, Stan Utley, Bobby Wadkins. 146- Stephen Ames, Mike Grob, Spike McRoy, Mark Wurtz. 147- Chip Beck, Jimmy Johnston, Pete Jordan, Jonathan Kaye, Brian Kontak, Scott Minni, Brett Quigley, Ted Schulz, Stephane Talbot. 148- Brian Kamm, Rick Todd. 149- George Burns, Dean Godel, Ian Gooch, Mike Small, Mike Standly, Kris Yardley. 150- Lon Hinkle, Keith Nolan. 151- David Morland, IV. 152- Tommy Tolles. 153- Guy Hill. 154- Brooks Lancaster, Bob Lohr. 168- Mike Mulligan. W—74- R.W. Eaks.



## AIR CANADA CHAMPIONSHIP



AIR CANADA  
Championship

### TOURNAMENT HISTORY

Year	Winner	Score	Runner-up	Score	Location	Par/Yards
<b>GREATER VANCOUVER OPEN</b>						
1996	Guy Boros	272	Emlyn Aubrey Lee Janzen Taylor Smith	273	Northview G&CC (Ridge Course) Surrey, British Columbia, Canada	71/6817
1997	Mark Calcavecchia	265	Andrew Magee	266	Northview G&CC (Ridge Course) Surrey, British Columbia, Canada	71/6789
1998	Brandel Chamblee	265	Payne Stewart	268	Northview G&CC (Ridge Course) Surrey, British Columbia, Canada	71/6789

Tournament Record:	265—Mark Calcavecchia, 1997; Brandel Chamblee, 1998
Course Record:	62—Joel Edwards, 1997

### AIR CANADA CHAMPIONSHIP NOTES

**Mark Calcavecchia** set the tournament record with a 19-under-par 265 at the 1997 Greater Vancouver Open. **Brandel Chamblee** matched Calcavecchia's record in 1998.

**Brandel Chamblee** became the second of three Greater Vancouver Open champions who earned his first PGA TOUR victory at Northview Golf and Country Club. **Guy Boros**, who won the inaugural event in 1996, was the other first-time TOUR winner.

# 1998 GREATER MILWAUKEE OPEN

Brown Deer Park Golf Course, Milwaukee, WI  
Par: 35-36-71 Yards: 6,739

Purse: \$1,800,000  
September 3-6, 1998



**LEADERS: First Round**—Loren Roberts tied the course record with a 9-under-par 62 that led Jay Don Blake by three strokes. Six other players were four strokes back. **Second Round**—Chris Perry tied the course record with a career-best 62 and shared the lead with Mark Calcavecchia at 12-under-par 130. Steve Stricker was one stroke behind. **Third Round**—Jeff Sluman shot 8-under-par 63 to move into a tie for the lead with Perry at 16-under-par 197. Stricker was one stroke back.



**CUT:** 70 players at 3-under-par 138 from a field of 156.

**PRO-AM:** \$10,000. Individual—Scott Hoch, Robert Gamez, P.H. Horgan, 66, \$833.34 each. Team—Peter Jacobsen, Kelly Gibson, 55, \$900 each.

**WEATHER:** Mostly sunny and pleasant all week, with highs in the 70s early in the week, climbing to the high 80s on the weekend. Clouds moved into the area Sunday afternoon, when there was a brief shower.

**Winner: Jeff Sluman 68-66-63-68 265 \$324,000.00**

Steve Stricker .....	2	68-63-67-68	266	\$194,400.00	Ken Green .....	T35	71-68-66-72	277	\$8,498.57
Mark Calcavecchia .....	T3	66-64-69-69	268	\$93,600.00	Bradley Hughes ...	T35	71-66-70-70	277	\$8,498.57
Nolan Henke .....	T3	70-62-67-69	268	\$93,600.00	J.L. Lewis .....	T35	74-63-64-76	277	\$8,498.57
Chris Perry .....	T3	68-62-67-71	268	\$93,600.00	Loren Roberts .....	T35	62-70-72-73	277	\$8,498.57
Doug Barron .....	6	67-67-68-67	269	\$64,800.00	Mike Springer .....	T35	66-72-69-70	277	\$8,498.57
Mark Carnevale ....	T7	66-66-69-69	270	\$58,050.00	Chip Beck .....	T42	69-68-73-68	278	\$6,300.00
Fred Funk .....	T7	68-70-65-67	270	\$58,050.00	Mike Brisky .....	T42	68-68-71-71	278	\$6,300.00
Billy Andrade .....	T9	74-64-65-68	271	\$46,800.00	Pete Jordan .....	T42	71-67-73-67	278	\$6,300.00
Tom Byrum .....	T9	67-68-69-67	271	\$46,800.00	Blaine McCallister	T42	72-65-70-71	278	\$6,300.00
Gabriel Hjertstedt ..	T9	66-67-69-69	271	\$46,800.00	Vijay Singh .....	T42	67-70-71-70	278	\$6,300.00
Kevin Wentworth ..	T9	68-65-68-70	271	\$46,800.00	Ben Bates .....	T47	72-67-66-74	279	\$4,759.20
Brian Kamm .....	13	70-66-67-69	272	\$37,800.00	Jay Don Blake ....	T47	65-71-72-71	279	\$4,759.20
Tommy Armour III ..	T14	68-68-66-71	273	\$31,500.00	Scott Hoch .....	T47	70-67-69-73	279	\$4,759.20
Woody Austin .....	T14	68-68-69-68	273	\$31,500.00	Jim McGovern ....	T47	67-67-72-73	279	\$4,759.20
David Ogrin .....	T14	69-64-68-72	273	\$31,500.00	Willie Wood .....	T47	70-65-74-70	279	\$4,759.20
Kevin Sutherland ..	T14	69-66-69-69	273	\$31,500.00	Barry Cheesman ..	T52	67-69-72-72	280	\$4,197.60
John Cook .....	T18	67-71-69-67	274	\$23,472.00	Paul Goydos .....	T52	69-69-70-72	280	\$4,197.60
David Edwards .....	T18	67-69-70-68	274	\$23,472.00	Dan Halldorson ...	T52	68-68-69-75	280	\$4,197.60
J.P. Hayes .....	T18	68-70-68-68	274	\$23,472.00	Glen Hnatiuk .....	T52	74-65-70-71	280	\$4,197.60
John Maginnes .....	T18	67-65-68-74	274	\$23,472.00	Larry Rinker .....	T52	72-67-71-70	280	\$4,197.60
Tom Pernice, Jr. ..	T18	68-67-73-66	274	\$23,472.00	Keith Fergus .....	T57	68-69-71-73	281	\$3,978.00
Brian Claar .....	T23	66-70-69-70	275	\$14,805.00	Bruce Fleisher ....	T57	70-69-72-70	281	\$3,978.00
Jay Delsing .....	T23	68-68-70-69	275	\$14,805.00	Robert Gamez .....	T57	67-71-74-69	281	\$3,978.00
Skip Kendall .....	T23	68-71-71-65	275	\$14,805.00	Bill Glasson .....	T57	67-70-71-73	281	\$3,978.00
Lee Porter .....	T23	66-68-71-70	275	\$14,805.00	Jimmy Johnston ..	T57	70-68-72-71	281	\$3,978.00
Sonny Skinner .....	T23	71-66-67-71	275	\$14,805.00	Jerry Kelly .....	T57	72-67-71-71	281	\$3,978.00
David Sutherland ..	T23	71-68-70-66	275	\$14,805.00	Bob Gilder .....	T63	70-65-74-73	282	\$3,834.00
David Toms .....	T23	67-69-71-68	275	\$14,805.00	Bobby Wadkins ...	T63	70-68-73-71	282	\$3,834.00
Duffy Waldorf .....	T23	68-67-70-70	275	\$14,805.00	Joe Durant .....	T65	71-68-70-74	283	\$3,744.00
Chris DiMarco .....	T31	67-69-70-70	276	\$10,912.50	Jim Estes .....	T65	71-66-72-74	283	\$3,744.00
Kelly Gibson .....	T31	71-65-70-70	276	\$10,912.50	Clarence Rose .....	T65	70-69-71-73	283	\$3,744.00
Mike Hulbert .....	T31	67-69-69-71	276	\$10,912.50	Joe Daley .....	T68	70-69-75-72	286	\$3,654.00
Kent Jones .....	T31	69-69-70-68	276	\$10,912.50	Omar Uresti .....	T68	70-67-72-77	286	\$3,654.00
Mike Reid .....	T35	69-70-68-70	277	\$8,498.58	Iain Steel .....	70	70-67-79-72	288	\$3,600.00
Andy Bean .....	T35	69-68-70-70	277	\$8,498.57					

The following players did not finish (C=cut, W=withdrew, D=disqualified)

C—140- Stephen Ames, Lennie Clements, Robert Damron, Bob Estes, David Frost, Frank Lickliter, Spike McRoy, Rocco Mediate, John Morse, Keith Nolan, John Riegger, Mike Small, Chris Smith, Richard Zokol. 141- Peter Jacobsen, Jonathan Kaye, Greg Kraft, Scott McCarron, Joe Ogilvie, Don Pooley, Dicky Pride, Dave Rummells, Marty Schiene, Vance Veazey. 142- Dave Barr, Robin Freeman, Bobby Gage, Ian Gooch, Jay Haas, Tom Purtzer, Jim Thorpe. 143- John Adams, Craig Barlow, Curt Byrum, Jim Gallagher, Jr., Gary Hallberg, Lon Hinkle, Sandy Lyle, Dan Pohl, Ted Schulz, Phil Tataurangi, Esteban Toledo. 144- Russ Cochran, Richard Coughlan, Danny Edwards, Steve Flesch, Scott Hebert, Doug Martin, Mac O'Grady, David Peoples, Lee Rinker. 145- Billy Ray Brown, David Carter, P.H. Horgan III, Steve Jurgensen, Andy North, Brett Quigley, Mike Standly. 146- Guy Boros, Brad Fabel, Bob Friend, Franklin Langham, Mark Wilson. 147- Ronnie Black, Mike Donald, Brian Henninger, Bob Lohr, Tim Loustalot, Hugh Royer III, Mark Scheibach. 148- Curtis Strange. 149- Tim Conley, Mike Heinen, Guy Hill. 150- Jeff Gallagher, Mark Hayes. 151- R.W. Eaks, Harold Wallace, Brian Zinda. 153- Dave Spengler. 154- Chad Behrends, Bob Gregorski. W—72- Doug Tewell. 76- Keith Clearwater. 77- Mark Brooks. 78- Mark Wurtz.

# GREATER MILWAUKEE OPEN

## TOURNAMENT HISTORY



Year	Winner	Score	Runner-up	Score	Location	Par/Yards
<b>GREATER MILWAUKEE OPEN</b>						
1968	Dave Stockton	275	Sam Snead	279	Northshore CC, Mequon, WI	71/7075
1969	Ken Still	277	Gary Player	279	Northshore CC, Mequon, WI	71/7075
1970	Deane Beman	276	Richard Crawford	279	Northshore CC, Mequon, WI	71/7075
			Ted Hayes			
			Don Massengale			
1971	Dave Eichelberger	270	Ralph Johnston	271	Tripoli GC, Milwaukee, WI	71/6514
			Bob Shaw			
1972	Jim Colbert	271	Bud Allin	272	Tripoli GC, Milwaukee, WI	71/6514
			Chuck Courtney			
			George Johnson			
			Grier Jones			
1973	Dave Stockton	276	Homero Blancas	277	Tuckaway CC, Franklin, WI	72/7030
			Hubert Green			
1974	Ed Sneed	276	Grier Jones	280	Tuckaway CC, Franklin, WI	72/7030
1975	Art Wall	271	Gary McCord	272	Tuckaway CC, Franklin, WI	72/7030
1976	Dave Hill	270	John Jacobs	273	Tuckaway CC, Franklin, WI	72/7030
1977	Dave Eichelberger	278	Morris Hatafsky	280	Tuckaway CC, Franklin, WI	72/7030
			Gary McCord			
			Mike Morley			
1978	*Lee Elder	275	Lee Trevino	275	Tuckaway CC, Franklin, WI	72/7030
1979	Calvin Peete	269	Victor Regalado	274	Tuckaway CC, Franklin, WI	72/7030
			Jim Simons			
			Lee Trevino			
1980	Bill Kratzert	266	Howard Twitty	270	Tuckaway CC, Franklin, WI	72/7030
1981	Jay Haas	274	Chi Chi Rodriguez	277	Tuckaway CC, Franklin, WI	72/7030
1982	Calvin Peete	274	Victor Regalado	276	Tuckaway CC, Franklin, WI	72/7030
1983	*Morris Hatafsky	275	George Cadle	275	Tuckaway CC, Franklin, WI	72/7030
1984	Mark O'Meara	272	Tom Watson	277	Tuckaway CC, Franklin, WI	72/7030
1985	Jim Thorpe	274	Jack Nicklaus	277	Tuckaway CC, Franklin, WI	72/7030
1986	*Corey Pavin	272	Dave Barr	272	Tuckaway CC, Franklin, WI	72/7030
1987	Gary Hallberg	269	Wayne Levi	271	Tuckaway CC, Franklin, WI	72/7030
			Robert Wrenn			
1988	Ken Green	268	Mark Calcavecchia	274	Tuckaway CC, Franklin, WI	72/7030
			Jim Gallagher, Jr.			
			Donnie Hammond			
			Dan Pohl			
1989	Greg Norman	269	Andy Bean	272	Tuckaway CC, Franklin, WI	72/7030
1990	*Jim Gallagher, Jr.	271	Ed Dougherty	271	Tuckaway CC, Franklin, WI	72/7030
			Billy Mayfair			
1991	Mark Brooks	270	Robert Gamez	271	Tuckaway CC, Franklin, WI	72/7030
1992	Richard Zokol	269	Dick Mast	271	Tuckaway CC, Franklin, WI	72/7030
1993	*Billy Mayfair	270	Mark Calcavecchia	270	Tuckaway CC, Franklin, WI	72/7030
			Ted Schulz			
1994	Mike Springer	268	Loren Roberts	269	Brown Deer Park GC, Milwaukee, WI	71/6716
1995	Scott Hoch	269	Marco Dawson	272	Brown Deer Park GC, Milwaukee, WI	71/6716
1996	*Loren Roberts	265	Jerry Kelly	265	Brown Deer Park GC, Milwaukee, WI	71/6739
1997	Scott Hoch	268	Loren Roberts	269	Brown Deer Park GC, Milwaukee, WI	71/6739
			David Sutherland			
1998	Jeff Sluman	265	Steve Stricker	266	Brown Deer Park GC, Milwaukee, WI	71/6739

Tournament Record: 265—Loren Roberts, Jerry Kelly, 1996; Jeff Sluman, 1998  
 Current Course Record: 62—Nolan Henke, 1996

KEY: \* = Playoff

# 1998 BELL CANADIAN OPEN

**BELL  
CANADIAN  
OPEN**

Glen Abbey GC, Oakville, Ont., Canada  
Par: 35-37-72 Yards: 7,112

Purse: \$2,200,000  
September 10-13, 1998

**LEADERS: FIRST ROUND**—Chris Smith, at 6-under-par 66, was two strokes ahead of Billy Andrade, Dudley Hart, Mike Small, Tim Herron, Scott Verplank and Kelly Gibson. **SECOND ROUND**—Bob Friend, at 8-under-par 136, was one stroke ahead of Andrade. Robert Damron and Chris DiMarco trailed by two. **THIRD ROUND**—Friend, at 12-under-par 204, was two strokes ahead of Andrade. Hal Sutton trailed by three.



**CUT:** 75 players at 2-over-par 146 from a field of 156.

**PRO-AM:** \$10,000. Individual—Hal Sutton, 65, \$1,000. Team—Scott McCarron, 56, \$1,000.

**WEATHER:** Cool Thursday, with winds gusting to 20 mph. Warmer with a steady breeze Friday. Pleasant Saturday and Sunday, with light winds.

**Winner: Billy Andrade 68-69-69-69 275 \$396,000.00**

*(Won playoff with par-5 on first extra hole)*

Bob Friend .....	2	69-67-68-71	275	\$237,600.00	Kelly Gibson .....	T36	68-72-71-76	287	\$9,915.71
Mike Hulbert .....	3	72-70-66-68	276	\$149,600.00	Len Mattiace .....	T36	70-73-69-75	287	\$9,915.71
Bradley Hughes .....	T4	73-72-69-66	280	\$90,933.34	Chris Smith .....	T36	66-77-70-74	287	\$9,915.71
Glen Day .....	T4	74-71-64-71	280	\$90,933.33	Kevin Sutherland .....	T36	71-71-71-74	287	\$9,915.71
Hal Sutton .....	T4	71-69-67-73	280	\$90,933.33	Dudley Hart .....	T43	68-74-72-74	288	\$7,480.00
Sandy Lyle .....	T7	75-70-66-70	281	\$70,950.00	P.H. Horgan III .....	T43	71-72-73-72	288	\$7,480.00
Mike Standly .....	T7	72-71-71-67	281	\$70,950.00	Neal Lancaster .....	T43	75-71-70-72	288	\$7,480.00
Jay Delsing .....	T9	76-68-68-70	282	\$57,200.00	Jeff Sluman .....	T43	69-77-72-70	288	\$7,480.00
Chris DiMarco .....	T9	73-65-71-73	282	\$57,200.00	Phil Blackmar .....	T47	69-71-76-73	289	\$5,918.00
Mike Small .....	T9	68-71-71-72	282	\$57,200.00	Brad Fabel .....	T47	72-74-68-75	289	\$5,918.00
Scott Verplank .....	T9	68-71-71-72	282	\$57,200.00	Tom Pernice, Jr. ..	T47	72-73-70-74	289	\$5,918.00
Mark Calcavecchia ..	T13	73-69-72-69	283	\$35,444.45	Tommy Tolles .....	T47	72-71-70-76	289	\$5,918.00
Richard Coughlan ..	T13	70-75-70-68	283	\$35,444.45	Paul Azinger .....	T51	72-70-76-72	290	\$5,209.60
Tim Loutalot .....	T13	73-70-72-68	283	\$35,444.45	Brian Henninger ..	T51	70-70-76-74	290	\$5,209.60
Andrew Magee .....	T13	73-70-70-70	283	\$35,444.45	Kent Jones .....	T51	75-71-70-74	290	\$5,209.60
Stephen Ames .....	T13	71-73-68-71	283	\$35,444.44	David McKenzie ..	T51	74-69-72-75	290	\$5,209.60
Ashley Chinner .....	T13	76-70-66-71	283	\$35,444.44	Frank Nobilo .....	T51	72-74-71-73	290	\$5,209.60
Steve Jones .....	T13	74-69-69-71	283	\$35,444.44	Doug Barron .....	T56	72-71-74-74	291	\$4,972.00
Joey Sindelar .....	T13	71-73-65-74	283	\$35,444.44	Tim Conley .....	T56	72-71-73-75	291	\$4,972.00
Fuzzy Zoeller .....	T13	69-76-67-71	283	\$35,444.44	Bruce Fleisher .....	T56	74-70-74-73	291	\$4,972.00
Brad Faxon .....	T22	74-68-72-70	284	\$22,880.00	Craig Barlow .....	T59	71-72-69-80	292	\$4,774.00
Jim Furyk .....	T22	71-72-69-72	284	\$22,880.00	Tom Byrum .....	T59	75-71-69-77	292	\$4,774.00
Vijay Singh .....	T22	74-70-69-71	284	\$22,880.00	Scott McCarron ..	T59	75-70-74-73	292	\$4,774.00
Tim Herron .....	T25	68-75-71-71	285	\$15,742.22	Larry Rinker .....	T59	71-71-73-77	292	\$4,774.00
Doug Martin .....	T25	74-69-71-71	285	\$15,742.22	Phil Tataurangi ..	T59	69-75-74-74	292	\$4,774.00
Michael Bradley ..	T25	75-70-68-72	285	\$15,742.22	Mark Wiebe .....	T59	72-71-74-75	292	\$4,774.00
Robert Damron .....	T25	71-67-75-72	285	\$15,742.22	Dave Barr .....	T65	71-75-70-77	293	\$4,598.00
Trevor Dodds .....	T25	72-69-72-72	285	\$15,742.22	J.L. Lewis .....	T65	72-70-69-82	293	\$4,598.00
David Edwards .....	T25	69-71-72-73	285	\$15,742.22	Danny Edwards ..	T67	74-71-72-77	294	\$4,422.00
Keith Fergus .....	T25	71-72-70-72	285	\$15,742.22	Dan Halldorson ..	T67	75-71-69-79	294	\$4,422.00
Peter Jacobsen .....	T25	73-68-71-73	285	\$15,742.22	Philip Jonas .....	T67	76-70-72-76	294	\$4,422.00
Bob Tway .....	T25	72-69-72-72	285	\$15,742.22	Steve Lowery .....	T67	76-69-75-74	294	\$4,422.00
Franklin Langham ..	T34	72-74-67-73	286	\$12,155.00	Tom Purtzer .....	T67	70-75-75-74	294	\$4,422.00
Spike McRoy .....	T34	72-72-67-75	286	\$12,155.00	Grant Waite .....	T67	75-71-68-80	294	\$4,422.00
Tommy Armour III ..	T36	70-75-70-72	287	\$9,915.72	Paul Devenport ..	T73	75-71-71-79	296	\$4,246.00
Bob Gilder .....	T36	70-71-72-74	287	\$9,915.72	Guy Hill .....	T73	70-76-72-78	296	\$4,246.00
Glen Hnatiuk .....	T36	70-74-71-72	287	\$9,915.72	Iain Steel .....	T75	73-72-72-80	297	\$4,180.00

The following players did not finish (C=cut, W=withdrew, D=disqualified)

**C—147-** John Adams, Brian Claar, Joe Daley, R.W. Eaks, Ernie E's, Nicolas Fasth, Arden Knoll, Billy Mayfair, Jim McGovern, Keith Nolan, Mac O'Grady, Lee Porter, Paul Stankowski, Omar Uresti, Bobby Wadkins. **148-** Robert Allenby, Barry Cheesman, Jim Estes, David Frost, Ian Gooch, Mike Grob, Mike Heinen, Brian Kamm, Brian Kontak, Greg Kraft, Ian Leggatt, Perry Parker, D.A. Weibring. **149-** Ben Bates, Mark Brooks, Billy Ray Brown, Todd F. Fanning, Steve Flesch, Jeff Gallagher, Donnie Hammond, Eduardo Herrera, Steve Jurgensen, Skip Kendall, David Morland, IV, Clarence Rose. **150-** Guy Boros, Bryan Decorso, Clark Dennis, Bobby Gage, Ken Green, Gary Hallberg, Stuart Hendley, David Ogrin, Brett Quigley, Hugh Royer III, Sonny Skinner, Esteban Toledo, Kevin Wentworth. **151-** Andy Bean, Curt Byrum, Robert Gamez, Frank Lickliter, Danny Mijovic, Vance Veazey. **152-** Rick Fehr, Jim Gallagher, Jr., Wes Martin, Richard Zokol. **153-** Chip Beck, Jerry Kelly, Jean-Louis Lamarre, Kevin Senecal, Mike Springer. **154-** Marc Girouard, Scott Gump, Stephane Talbot, Mike Weir. **155-** Craig Matthew, Davidson Matyczuk. **161-** Steven Davies. **162-** Cam Emerson. **W—73-** Jimmy Johnston. **78-** Dicky Pride, John Riegger. **83-** Pete Jordan

# BELL CANADIAN OPEN



## TOURNAMENT HISTORY

Year	Winner	Score	Runner-up	Score	Location	Par/Yards
<b>CANADIAN OPEN</b>						
1904	John H. Oke	156	Percy Barrett	158	Royal Montreal GC, Dixie, Quebec	N/A
1905	George Cumming	148	Percy Barrett	151	Toronto GC, Toronto, Ontario	N/A
1906	Charles Murray	170	George Cumming	171	Royal Ottawa GC, Aylmer, Quebec	N/A
			Alex Robertson			
			Tom Reith			
1907	Percy Barrett	306	George Cumming	308	Lambton GC, Toronto, Ontario	N/A
1908	Albert Murray	300	George Sargent	304	Royal Montreal GC, Dixie, Quebec	N/A
1909	Karl Keffer	309	George Cumming	312	Toronto GC, Toronto, Ontario	N/A
1910	Daniel Kenny	303	George S. Lyon	307	Lambton GC, Toronto, Ontario	70/N/A
1911	Charles Murray	314	Davie Black	316	Royal Ottawa GC, Aylmer, Quebec	N/A
1912	George Sargent	299	James M. Barnes	302	Rosedale GC, Toronto, Ontario	N/A
1913	Albert Murray	295	Nicol Thompson	301	Royal Montreal GC, Dixie, Quebec	N/A
			Jack Burke, Sr.			
1914	Karl Keffer	300	George Cumming	301	Toronto GC, Mississauga, Ontario	N/A
1915-						
1918	No Tournaments					
1919	J. Douglas Edgar	278	James Barnes	294	Hamilton GC, Ancaster, Ontario	N/A
			Robert T. Jones, Jr.			
			Karl Keffer			
1920	*J. Douglas Edgar	298	Tommy Armour	298	Rivermead GC, Aylmer, Quebec	N/A
			Charles R. Murray			
1921	W. H. Trovinger	293	Mike Brady	296	Toronto GC, Mississauga, Ontario	N/A
			Bob MacDonald			
1922	Al Watrous	303	Tom Kerrigan	304	Mt. Bruno GC, St. Bruno, Quebec	72/6643
1923	C. W. Hackney	295	Tom Kerrigan	300	Lakeview GC, Mississauga, Ontario	N/A
1924	Leo Diegel	285	Gene Sarazen	287	Mt. Bruno GC, St. Bruno, Quebec	72/6643
1925	Leo Diegel	295	Mike Brady	297	Lambton GC, Toronto, Ontario	N/A
1926	Macdonald Smith	283	Gene Sarazen	286	Royal Montreal GC, Dixie, Quebec	N/A
1927	Tommy Armour	288	Macdonald Smith	289	Toronto GC, Mississauga, Ontario	N/A
1928	Leo Diegel	282	Archie Compston	284	Rosedale GC, Toronto, Ontario	N/A
			Walter Hagen			
			Macdonald Smith			
1929	Leo Diegel	274	Tommy Armour	277	Kanawaki GC, Kahnawake, Quebec	N/A
1930	*Tommy Armour	273	Leo Diegel	277	Hamilton GC, Ancaster, Ontario	N/A
1931	*Walter Hagen	292	Percy Alliss	292	Mississauga G&CC, Mississauga, Ontario	N/A
1932	Harry Cooper	290	Al Watrous	293	Ottawa Hunt Club, Ottawa, Ontario	N/A
1933	Joe Kirkwood	282	Harry Cooper	290	Royal York GC, Toronto, Ontario	N/A
			Lex Robson			
1934	Tommy Armour	287	Ky Laffoon	289	Lakeview GC, Toronto, Ontario	N/A
1935	Gene Kunes	280	Victor Ghezzi	282	Summerlea GC, Montreal, Quebec	N/A
1936	Lawson Little	271	Jimmy Thomson	279	St. Andrews GC, Toronto, Ontario	70/N/A
1937	Harry Cooper	285	Ralph Guldahl	287	St. Andrews GC, Toronto, Ontario	70/N/A
1938	*Sam Snead	277	Harry Cooper	277	Mississauga G&CC, Mississauga, Ontario	N/A
1939	Harold McSpaden	282	Ralph Guldahl	287	Riverside CC, St. John, New Brunswick	70/6231
1940	*Sam Snead	281	Harold McSpaden	281	Scarboro G&CC, Toronto, Ontario	/6685
1941	Sam Snead	274	Bob Gray, Jr.	276	Lambton GC, Toronto, Ontario	70/N/A
1942	Craig Wood	275	Mike Turnesa	279	Mississauga G&CC, Mississauga, Ontario	N/A
1943-						
1944	No Tournaments					
1945	Byron Nelson	280	Herman Barron	284	Thornhill GC, Thornhill, Ontario	N/A
1946	*George Fazio	278	Dick Metz	278	Beaconsfield GC, Montreal, Quebec	N/A
1947	Bobby Locke	268	Ed Oliver	270	Scarboro G&CC, Toronto, Ontario	N/A
1948	C. W. Congdon	280	Victor Ghezzi	283	Shaughnessy Heights GC, Vancouver, B.C.	N/A
			Ky Laffoon			
			Dick Metz			
1949	Dutch Harrison	271	Jim Ferrier	275	St. George's G&CC, Toronto, Ontario	N/A



# BELL CANADIAN OPEN



## TOURNAMENT HISTORY

Year	Winner	Score	Runner-up	Score	Location	Par/Yards
1950	Jim Ferrier	271	Ted Kroll	274	Royal Montreal GC, Dixie, Quebec	N/A
1951	Jim Ferrier	273	Fred Hawkins	275	Mississauga G&CC, Mississauga, Ontario	N/A
			Ed Oliver			
1952	John Palmer	263	Fred Haas	274	St. Charles CC, Winnipeg, Manitoba	N/A
			Dick Mayer			
1953	Dave Douglas	273	Wally Ulrich	274	Scarboro G&CC, Toronto, Ontario	N/A
1954	Pat Fletcher	280	Gordon Brydson	284	Point Grey GC, Vancouver, B.C.	N/A
			Bill Welch			
1955	Arnold Palmer	265	Jack Burke, Jr.	269	Weston GC, Toronto, Ontario	N/A
1956	*Doug Sanders	273	Dow Finsterwald	273	Beaconsfield GC, Montreal, Quebec	N/A
1957	George Bayer	271	Bo Wininger	273	Westmount G&CC, Kitchener, Ontario	N/A
1958	Wesley Ellis, Jr.	267	Jay Hebert	268	Mayfair G&CC, Edmonton, Alberta	N/A
1959	Doug Ford	276	Dow Finsterwald	278	Islesmere G&CC, Montreal, Quebec	N/A
			Art Wall, Jr.			
			Bo Wininger			
1960	Art Wall, Jr.	269	Bob Goalby	275	St. George's G&CC, Toronto, Ontario	N/A
			Jay Hebert			
1961	Jacky Cupit	270	Buster Cupit	275	Niakwa CC, Winnipeg, Manitoba	N/A
			Dow Finsterwald			
			Bobby Nichols			
1962	Ted Kroll	278	Charles Sifford	280	Laval sur le lac, Laval sur le lac, Quebec	N/A
1963	Doug Ford	280	Al Geiberger	281	Scarboro G&CC, Toronto, Ontario	N/A
1964	Kel Nagle	277	Arnold Palmer	279	Pinegrove CC, St. Luc, Quebec	N/A
1965	Gene Littler	273	Jack Nicklaus	274	Mississauga G&CC, Mississauga, Ontario	N/A
1966	Don Massengale	280	Chi Chi Rodriguez	283	Shaughnessy G&CC, Vancouver, B.C.	N/A
1967	*Billy Casper	279	Art Wall, Jr.	279	Montreal Municipal GC, Montreal, Quebec	N/A
1968	Bob Charles	274	Jack Nicklaus	276	St. George's G&CC, Toronto, Ontario	70/6792
1969	*Tommy Aaron	275	Sam Snead	275	Pinegrove G&CC, St. Luc, Quebec	72/7076
1970	Kermit Zarley	279	Gibby Gilbert	282	London Hunt & CC, London, Ontario	72/7168
1971	*Lee Trevino	275	Art Wall, Jr.	275	Richelieu Valley G&CC, Ste. Julie de Vercheres, Quebec	72/6920
			Sam Adams			
1972	Gay Brewer	275	Dave Hill	276	Cherry Hill Club, Ridgeway, Ontario	71/6751
			Forrest Fezler			
1973	Tom Weiskopf	278		280	Richelieu Valley G&CC, Ste. Julie de Vercheres, Quebec	72/6905
1974	Bobby Nichols	270	John Schlee	274	Mississauga G&CC, Mississauga, Ontario	70/6788
			Larry Ziegler			
1975	*Tom Weiskopf	274	Jack Nicklaus	274	Royal Montreal GC, Ile Bizard, Quebec	70/6628
1976	Jerry Pate	267	Jack Nicklaus	271	Essex G&CC, Windsor, Ontario	70/6696
1977	Lee Trevino	280	Peter Oosterhuis	284	Glen Abbey GC, Oakville, Ontario	72/7096
1978	Bruce Lietzke	283	Pat McGowan	284	Glen Abbey GC, Oakville, Ontario	71/7050
1979	Lee Trevino	281	Ben Crenshaw	284	Glen Abbey GC, Oakville, Ontario	71/7059
1980	Bob Gilder	274	Jerry Pate	276	Royal Montreal GC, Ile Bizard, Quebec	70/6628
			Leonard Thompson			
1981	Peter Oosterhuis	280	Bruce Lietzke	281	Glen Abbey GC, Oakville, Ontario	71/7060
			Jack Nicklaus			
			Andy North			
1982	Bruce Lietzke	277	Hal Sutton	279	Glen Abbey GC, Oakville, Ontario	71/7060
1983	*John Cook	277	Johnny Miller	277	Glen Abbey GC, Oakville, Ontario	71/7055
1984	Greg Norman	278	Jack Nicklaus	280	Glen Abbey GC, Oakville, Ontario	72/7102
1985	Curtis Strange	279	Jack Nicklaus	281	Glen Abbey GC, Oakville, Ontario	72/7102
			Greg Norman			
1986	Bob Murphy	280	Greg Norman	283	Glen Abbey GC, Oakville, Ontario	72/7102
1987	Curtis Strange	276	David Frost	279	Glen Abbey GC, Oakville, Ontario	72/7102
			Jodie Mudd			
			Nick Price			
1988	Ken Green	275	Bill Glasson	276	Glen Abbey GC, Oakville, Ontario	72/7102
			Scott Verplank			

## BELL CANADIAN OPEN



### TOURNAMENT HISTORY

Year	Winner	Score	Runner-up	Score	Location	Par/Yards
1989	Steve Jones	271	Clark Burroughs Mark Calcavecchia Mike Hulbert	273	Glen Abbey GC, Oakville, Ontario	72/7102
1990	Wayne Levi	278	Ian Baker-Finch Jim Woodward	279	Glen Abbey GC, Oakville, Ontario	72/7102
1991	Nick Price	273	David Edwards	274	Glen Abbey GC, Oakville, Ontario	72/7102
1992	*Greg Norman	280	Bruce Lietzke	280	Glen Abbey GC, Oakville, Ontario	72/7102
1993	David Frost	279	Fred Couples	280	Glen Abbey GC, Oakville, Ontario	72/7102
<b>BELL CANADIAN OPEN</b>						
1994	Nick Price	275	Mark Calcavecchia	276	Glen Abbey GC, Oakville, Ontario	72/7102
1995	*Mark O'Meara	274	Bob Lohr	274	Glen Abbey GC, Oakville, Ontario	72/7102
1996	-Dudley Hart	202	David Duval	203	Glen Abbey GC, Oakville, Ontario	72/7112
1997	Steve Jones	275	Greg Norman	276	Royal Montreal GC, Ile-Bizard, Quebec	70/6810
1998	*Billy Andrade	275	Bob Friend	275	Glen Abbey GC, Oakville, Ontario	72/7112

Tournament Record: 263—John Palmer, 1952 (St. Charles CC)  
 Current Course Record: 62—Leonard Thompson, 1981; Andy Bean, 1983 (both par 71); Greg Norman, 1986 (par 72)

KEY: \* = Playoff

# = Amateur

~ = Weather-shortened

### BELL CANADIAN OPEN NOTES


**Billy Andrade's** playoff win over **Bob Friend** at the 1998 Bell Canadian Open was Andrade's third PGA TOUR victory and marked the third time he has come from behind to win a TOUR title.

In 1919, **J. Douglas Edgar** won the Canadian Open by 16 strokes over **James Barnes**, **Robert T. Jones, Jr.** and **Karl Keffer**, establishing a PGA TOUR record for largest margin of victory that twice has been equaled, but never has been broken. More recently, **Joe Kirkwood, Sr.** won the 1924 Corpus Christi Open and **Bobby Locke** won the 1948 Chicago Victory National Championship by 16 strokes.


# 1998 B.C. OPEN

En-Joie Golf Course, Endicott, NY  
Par 37-35-72 Yards: 6,974

Purse: \$1,500,000  
September 17-20, 1998



**LEADERS: First Round**—Chris DiMarco shot a 6-under-par 66 and held a one-stroke lead over Brian Kamm, Doug Barron and Chris Perry. **Second Round**—Dave Barr, after a 7-under-par 65, led DiMarco by one stroke and Perry by two. **Third Round**—Bruce Fleisher shot his low round of the season, a 9-under-par 63 that gave him a 12-under-par total of 204, and led Nolan Henke by one stroke and Perry by two.



**CUT:** 72 players at even-par 144 from a field of 147.

**PRO-AM:** \$10,000. Team—Steve Pate, 51, \$2,000.

**WEATHER:** Mostly sunny and pleasant all week, with highs in the 70s. Friday's second round began 10 minutes late at 7:40 a.m. and was suspended at 8:20 a.m. due to fog. The round resumed at 9:55 a.m. and was suspended at 7:05 p.m. due to darkness with 22 players still on the course. The round was completed Saturday morning at 8:30 a.m.

**Winner: Chris Perry 67-70-69-67 273 \$270,000.00**

Peter Jacobsen	2	68-70-71-67	276	\$162,000.00	Mike Hulbert	T33	69-73-68-74	284	\$7,757.14
Nolan Henke	3	69-69-67-72	277	\$102,000.00	Tim Loutalot	T33	69-73-69-73	284	\$7,757.14
Robert Allenby	T4	69-70-71-68	278	\$62,000.00	Phil Blackmar	T40	75-69-71-70	285	\$5,550.00
Curt Byrum	T4	71-73-69-65	278	\$62,000.00	Jim Carter	T40	73-69-71-72	285	\$5,550.00
Ted Tryba	T4	72-69-67-70	278	\$62,000.00	Trevor Dodds	T40	72-71-73-69	285	\$5,550.00
Doug Barron	T7	67-71-70-71	279	\$48,375.00	Gabriel Hjertstedt	T40	73-70-66-76	285	\$5,550.00
Mike Weir	T7	71-68-69-71	279	\$48,375.00	Blaine McCallister	T40	72-71-70-72	285	\$5,550.00
Chris DiMarco	T9	66-70-72-72	280	\$34,714.29	Greg Twiggs	T40	73-70-72-70	285	\$5,550.00
Brian Henninger	T9	69-69-70-72	280	\$34,714.29	Grant Waite	T40	69-75-72-69	285	\$5,550.00
Skip Kendall	T9	71-69-70-70	280	\$34,714.29	Donnie Hammond	T47	69-73-72-72	286	\$4,055.00
Brett Quigley	T9	72-71-69-68	280	\$34,714.29	Jim McGovern	T47	75-65-72-74	286	\$4,055.00
Richard Coughlan	T9	69-71-67-73	280	\$34,714.28	Hugh Royer III	T47	73-71-74-68	286	\$4,055.00
R.W. Eaks	T9	73-65-69-73	280	\$34,714.28	Iain Steel	T47	72-71-68-75	286	\$4,055.00
Bruce Fleisher	T9	69-72-63-76	280	\$34,714.28	Jonathan Kaye	T51	71-73-71-72	287	\$3,610.00
Billy Andrade	T16	70-70-73-68	281	\$23,250.00	John Maginnes	T51	74-70-69-74	287	\$3,610.00
Fred Funk	T16	71-67-71-72	281	\$23,250.00	Stan Utley	T51	70-73-71-73	287	\$3,610.00
Clarence Rose	T16	71-68-70-72	281	\$23,250.00	Kelly Gibson	T54	72-72-74-70	288	\$3,435.00
Fred Wadsworth	T16	72-71-69-69	281	\$23,250.00	Steve Lowery	T54	71-71-73-73	288	\$3,435.00
Dave Barr	T20	70-65-73-74	282	\$16,860.00	Dick Mast	T54	73-70-68-77	288	\$3,435.00
Gary Hallberg	T20	74-68-70-70	282	\$16,860.00	Shannon Sykora	T54	74-69-73-72	288	\$3,435.00
Sonny Skinner	T20	69-74-67-72	282	\$16,860.00	Stephen Ames	T58	72-71-77-69	289	\$3,285.00
Mike Springer	T20	71-71-67-73	282	\$16,860.00	Ronnie Black	T58	75-69-69-76	289	\$3,285.00
Phil Tataurangi	T20	68-70-73-71	282	\$16,860.00	Bob Friend	T58	72-71-74-72	289	\$3,285.00
Mark Carnevale	T25	72-70-70-71	283	\$10,968.75	Brian Kamm	T58	67-73-79-70	289	\$3,285.00
Jim Furyk	T25	70-72-69-72	283	\$10,968.75	Corey Pavin	T58	71-70-73-75	289	\$3,285.00
Franklin Langham	T25	72-71-68-72	283	\$10,968.75	Mark Pfeil	T58	69-72-75-73	289	\$3,285.00
Sandy Lyle	T25	68-72-69-74	283	\$10,968.75	Brad Elder	T64	75-68-73-74	290	\$3,165.00
Steve Pate	T25	70-71-73-69	283	\$10,968.75	J.J. Henry	T64	71-70-72-77	290	\$3,165.00
Lee Rinker	T25	72-69-70-72	283	\$10,968.75	Dan Pohl	66	71-73-76-71	291	\$3,120.00
Mike Small	T25	71-70-70-72	283	\$10,968.75	Keith Fergus	T67	71-73-74-74	292	\$3,075.00
Duffy Waldorf	T25	72-71-69-71	283	\$10,968.75	Tommy Tolles	T67	69-74-80-69	292	\$3,075.00
Barry Cheesman	T33	70-73-71-70	284	\$7,757.15	Doug Martin	T69	70-74-74-75	293	\$3,015.00
Mike Standly	T33	72-71-74-67	284	\$7,757.15	John Riegger	T69	71-72-74-76	293	\$3,015.00
Mike Heinen	T33	72-70-72-70	284	\$7,757.14	Bobby Cole	71	71-71-74-78	294	\$2,970.00
Eduardo Herrera	T33	70-71-71-72	284	\$7,757.14	Dan Forsman		71-67-76-WD		
P.H. Horgan III	T33	73-70-70-71	284	\$7,757.14					

The following players did not finish (C=cut, W=withdrew, D=disqualified)

C—145- Tommy Armour III, Craig Barlow, Jay Delsing, Robert Gamez, Bradley Hughes, Wayne Levi, Spike McRoy, Dave Rummells.  
146- Ben Bates, Tommy Biershenk, Brett Carman, Stewart Cink, Lan Gooch, Glen Hnatiuk, John Morse, Nakamura Tatsuaaka, Omar Uresti.  
147- Ed Dougherty, Pete Jordan, Len Mattiace.  
148- Andy Bean, Brian Claar, Lennie Clements, Joe Hamorski, Mark Hayes, J.L. Lewis, David Peoples.  
149- Bobby Clampett, Jim Estes, Bob Lohr, Mac O'Grady, Dicky Pride, Ted Schulz, Joey Sindelar, Chris Smith, Jim Thorpe, Bobby Wadkins.  
150- Bob Gilder, Mike Smith.  
151- Keith Clearwater, Joe Daley, Guy Hill, Neal Lancaster, Ron Stockton.  
152- Paul Azinger, Jerry Kelly.  
153- George Burns, Ernie Gonzalez, Dan Halldorson, Tom Stone.  
154- Barry Jaeckel, Todd Manderson, Gary Zelnik.  
155- Dirk Ayers, Mike Donald, Mark Wurtz.  
157- Mel Baum.  
158- Mark Tucker.  
161- Jim Nelford.  
162- Pat Fitzsimons.  
163- Lance Ten Broeck.  
164- Rex Caldwell.  
W—73- Keith Nolan.  
74- Steve Jurgensen.  
75- Bobby Gage.  
76- Michael Bradley, Sean McCarty, Doug Tewell.  
77- Guy Boros, Jimmy Johnston.  
80- Tim Conley.  
81- Vance Veazey.  
85- Greg Powers.  
D—77- Ken Green.

## B.C. OPEN



### TOURNAMENT HISTORY

Year	Winner	Score	Runner-up	Score	Location	Par/Yards
<b>BROOME COUNTY OPEN</b>						
1971	*Claude Harmon, Jr.	69	Chuck Courtney Norman Rack Hal Underwood	69	En-Joie GC, Endicott, NY	71/6966
<b>B. C. OPEN</b>						
1972	Bob Payne	136	Dave Marad	137	En-Joie GC, Endicott, NY	71/6966
1973	Hubert Green	266	Dwight Nevil	272	En-Joie GC, Endicott, NY	71/6966
1974	*Richie Karl	273	Bruce Crampton	273	En-Joie GC, Endicott, NY	71/6966
1975	Don Iverson	274	Jim Colbert David Graham	275	En-Joie GC, Endicott, NY	71/6966
1976	Bob Wynn	271	Bob Gilder	272	En-Joie GC, Endicott, NY	71/6966
1977	Gil Morgan	270	Lee Elder	275	En-Joie GC, Endicott, NY	71/6966
1978	Tom Kite	267	Mark Hayes	272	En-Joie GC, Endicott, NY	71/6966
1979	Howard Twitty	270	Tom Purtzer	271	En-Joie GC, Endicott, NY	71/6966
1980	Don Pooley	271	Peter Jacobsen	272	En-Joie GC, Endicott, NY	71/6966
1981	Jay Haas	270	Tom Kite	273	En-Joie GC, Endicott, NY	71/6966
1982	Calvin Peete	265	Jerry Pate	272	En-Joie GC, Endicott, NY	71/6966
1983	Pat Lindsey	268	Gil Morgan	272	En-Joie GC, Endicott, NY	71/6966
1984	Wayne Levi	275	Russ Cochran Hal Sutton	276	En-Joie GC, Endicott, NY	71/6966
1985	Joey Sindelar	274	Mike Reid	275	En-Joie GC, Endicott, NY	71/6966
1986	Rick Fehr	267	Larry Mize	269	En-Joie GC, Endicott, NY	71/6966
1987	Joey Sindelar	266	Jeff Sluman	270	En-Joie GC, Endicott, NY	71/6966
1988	Bill Glasson	268	Wayne Levi Bruce Lietzke	270	En-Joie GC, Endicott, NY	71/6966
1989	*Mike Hulbert	268	Bob Estes	268	En-Joie GC, Endicott, NY	71/6966
1990	Nolan Henke	268	Mark Wiebe	271	En-Joie GC, Endicott, NY	71/6966
1991	Fred Couples	269	Peter Jacobsen	272	En-Joie GC, Endicott, NY	71/6966
1992	John Daly	266	Joel Edwards Ken Green Jay Haas Nolan Henke	272	En-Joie GC, Endicott, NY	71/6966
1993	Blaine McCallister	271	Denis Watson	272	En-Joie GC, Endicott, NY	71/6966
1994	Mike Sullivan	266	Jeff Sluman	270	En-Joie GC, Endicott, NY	71/6966
1995	Hal Sutton	269	Jim McGovern	270	En-Joie GC, Endicott, NY	71/6966
1996	~*Fred Funk	202	Pete Jordan	202	En-Joie GC, Endicott, NY	71/6920
1997	Gabriel Hjertstedt	275	Chris Perry Lee Rinker Andrew Magee	276	En-Joie GC, Endicott, NY	72/6994
1998	Chris Perry	273	Peter Jacobsen	276	En-Joie GC, Endicott, NY	72/6994

NOTE: 1971 and 1972 tournaments unofficial.

Tournament Record: 265—Calvin Peete, 1982  
Current Course Record: 61—Hal Sutton, 1995

KEY: \* = Playoff

~ = Weather-shortened

# 1998 WESTIN TEXAS OPEN



LaCantera Golf Club, San Antonio, TX  
Par 36-36-72 Yards: 7,001

Purse: \$1,700,000  
September 24-27, 1998

**LEADERS: First Round**—D.A. Weibring shot a 7-under-par 65 and was one stroke ahead of Jim McGovern. **Second Round**—John Maginnes and Justin Leonard tied at 10-under-par 134, led Hal Sutton, Loren Roberts, Bob Estes and Brad Fabel by one stroke. **Third Round**—After a 5-under-par 67, Sutton was at 14-under-par 202 and held a one-stroke lead over Leonard, Jay Haas and Scott Gump.



**CUT:** 80 players at 2-under-par 142 from a field of 154.

**PRO-AM:** \$10,000. Team—Jim Carter, 52, \$2,000.

**WEATHER:** Mostly sunny and hot all week, with highs in the upper 80s and low 90s.

**Winner: Hal Sutton 67-68-67-68 270 \$306,000.00**

Jay Haas .....	T2	70-69-64-68	271	\$149,600.00	David Ogrin .....	T37	72-65-70-73	280	\$7,140.00
Justin Leonard .....	T2	67-67-69-68	271	\$149,600.00	Esteban Toledo ...	T37	69-72-70-69	280	\$7,140.00
Steve Lowery .....	T4	70-70-69-64	273	\$66,937.50	Mike Weir .....	T37	70-70-70-70	280	\$7,140.00
Andrew Magee .....	T4	68-72-67-66	273	\$66,937.50	Tom Byrum .....	T45	72-68-70-71	281	\$4,679.25
Mike Reid .....	T4	70-69-72-62	273	\$66,937.50	Mark Carnevale ...	T45	73-68-68-72	281	\$4,679.25
Loren Roberts .....	T4	67-68-71-67	273	\$66,937.50	Steve Flesch .....	T45	72-69-69-71	281	\$4,679.25
Scott Gump .....	T8	68-70-65-71	274	\$51,000.00	Tim Loustalot .....	T45	71-70-70-70	281	\$4,679.25
Jeff Maggert .....	T8	71-68-69-66	274	\$51,000.00	Len Mattiace .....	T45	71-71-71-68	281	\$4,679.25
Corey Pavin .....	10	71-68-67-69	275	\$45,900.00	Jim McGovern .....	T45	66-73-73-69	281	\$4,679.25
Steve Jones .....	T11	68-71-70-67	276	\$31,733.34	Doug Tewell .....	T45	73-69-71-68	281	\$4,679.25
Mike Springer .....	T11	70-71-71-64	276	\$31,733.34	D.A. Weibring .....	T45	65-74-74-68	281	\$4,679.25
Ted Tryba .....	T11	71-68-70-67	276	\$31,733.34	Jim Gallagher, Jr.	T53	69-71-73-69	282	\$3,898.67
Tommy Armour III	T11	69-67-71-69	276	\$31,733.33	Bob Tway .....	T53	71-70-72-69	282	\$3,898.67
Jim Carter .....	T11	73-67-69-67	276	\$31,733.33	Vance Veazey .....	T53	73-69-70-70	282	\$3,898.67
Stewart Cink .....	T11	67-70-69-70	276	\$31,733.33	Mark Wurtz .....	T53	69-69-73-71	282	\$3,898.67
Clark Dennis .....	T11	71-69-67-69	276	\$31,733.33	Donnie Hammond	T53	71-71-69-71	282	\$3,898.66
Bob Estes .....	T11	68-67-73-68	276	\$31,733.33	Duffy Waldorf .....	T53	70-69-70-73	282	\$3,898.66
Bill Glasson .....	T11	68-70-69-69	276	\$31,733.33	Ben Bates .....	T59	73-68-74-68	283	\$3,706.00
Fred Funk .....	T20	73-69-67-68	277	\$19,108.00	Ken Green .....	T59	68-71-73-71	283	\$3,706.00
Gary Hallberg .....	T20	71-68-68-70	277	\$19,108.00	J.J. Henry .....	T59	71-71-74-67	283	\$3,706.00
J.L. Lewis .....	T20	69-69-73-66	277	\$19,108.00	Doug Martin .....	T59	69-72-71-71	283	\$3,706.00
Frank Lickliter .....	T20	72-68-66-71	277	\$19,108.00	Bobby Wadkins ...	T59	73-69-69-72	283	\$3,706.00
John Riegger .....	T20	70-69-68-70	277	\$19,108.00	Craig Barlow .....	T64	67-71-72-74	284	\$3,553.00
Ronnie Black .....	T25	68-70-68-72	278	\$12,976.67	J.P. Hayes .....	T64	67-75-73-69	284	\$3,553.00
Dan Forsman .....	T25	68-72-70-68	278	\$12,976.67	Clarence Rose .....	T64	71-71-74-68	284	\$3,553.00
Bradley Hughes .....	T25	73-67-71-67	278	\$12,976.67	Chris Smith .....	T64	69-72-74-69	284	\$3,553.00
John Maginnes ...	T25	67-67-73-71	278	\$12,976.67	Barry Cheesman ...	T68	72-70-74-69	285	\$3,400.00
Brad Fabel .....	T25	71-64-70-73	278	\$12,976.65	Greg Gregory .....	T68	69-73-72-71	285	\$3,400.00
Mike Small .....	T25	67-70-68-73	278	\$12,976.65	Kent Jones .....	T68	70-69-71-75	285	\$3,400.00
Jay Delsing .....	T31	70-68-69-72	279	\$9,860.00	Steve Jurgensen ...	T68	72-70-67-76	285	\$3,400.00
Jim Estes .....	T31	72-70-68-69	279	\$9,860.00	Greg Kraft .....	T68	70-72-69-74	285	\$3,400.00
Blaine McCallister	T31	67-70-71-71	279	\$9,860.00	Curt Byrum .....	T73	70-71-70-75	286	\$3,247.00
Larry Rinker .....	T31	71-69-71-68	279	\$9,860.00	Harrison Frazer ...	T73	78-64-75-69	286	\$3,247.00
Lee Rinker .....	T31	70-71-69-69	279	\$9,860.00	Dan Pohl .....	T73	72-69-74-71	286	\$3,247.00
Richard Zokol .....	T31	69-70-69-71	279	\$9,860.00	Brett Quigley .....	T73	68-70-73-75	286	\$3,247.00
Robert Allenby ...	T37	70-71-72-67	280	\$7,140.00	Mike Brisky .....	T77	68-74-72-73	287	\$3,128.00
Brandel Chamblee	T37	67-72-72-69	280	\$7,140.00	P.H. Horgan III ...	T77	70-71-71-75	287	\$3,128.00
David Frost .....	T37	72-64-70-74	280	\$7,140.00	Larry Mize .....	T77	73-68-72-74	287	\$3,128.00
John Huston .....	T37	73-69-69-69	280	\$7,140.00	Dave Rummells ...	80	70-71-73-75	289	\$3,060.00
Pete Jordan .....	T37	69-72-66-73	280	\$7,140.00					

## The following players did not finish (C=cut, W=withdrew, D=disqualified)

C—143- Brian Claar, Richard Coughlan, Joe Daley, Danny Edwards, Brent Geiberger, Bob Gilder, Mike Heinen, Tim Herron, Gabriel Hjertstedt, Brian Kamm, Keith Nolan, Tom Purtzer, Robert Thompson. 144- Robert Gamez, Kenny Perry, Omar Uresti. 145- Jim Barker, Chip Beck, Mark Brooks, Casey Brown, David Edwards, Keith Fergus, Kelly Gibson, Brian Henninger, John Morse, David Sutherland. 146- Phil Blackmar, Billy Ray Brown, Mark Pfeil, Hugh Royer III, Tony Sills. 147- John Adams, Andy Bean, Bobby Cole, Bobby Gage, Dan Halldorson, Iain Steel, Greg Twigg. 148- Cameron Beckman, Guy Boros, Russ Cochran, R.W. Eaks, Ernie Gonzalez, Fred Wadsworth. 149- Tom Kite, Hank Kuehne, Dick Mast, Tim O'Neill. 150- Nicolas Fasth, Barry Jaeckel. 151- Ed Brooks, Steve Parker, Lance Ten Brock, Kevin Wentworth. 153- Mike Donald, Jim Nelford, Dicky Pride, Rene Rangel, Ted Schulz. 154- Pat Fitzsimons, Stan Utley. 155- Bobby Clampett, Guy Hill. 157- Bob Lohr. 158- Mac O'Grady, Anthony Rodriguez. 170- Brian Cook. W—71- Rocco Mediate. 73- Mike Standly. 79- Sonny Skinner. D—71-David Peoples. 78- Jimmy Johnston. 80- Lan Gooch.



# WESTIN TEXAS OPEN



## TOURNAMENT HISTORY

Year	Winner	Score	Runner-up	Score	Location	Par/Yards
<b>TEXAS OPEN</b>						
1922	Bob MacDonald	281	Cyril Walker	282	Brackenridge Park GC, San Antonio, TX	71/6185
1923	*Walter Hagen	279	Bill Mehlhorn	279	Brackenridge Park GC, San Antonio, TX	71/6185
1924	Joe Kirkwood	279	George Kerrigan	286	Brackenridge Park GC, San Antonio, TX	71/6185
			James Ockenden			
1925	Joe Turnesa	284	Macdonald Smith	285	Brackenridge Park GC, San Antonio, TX	71/6185
1926	Mac Smith	288	Bobby Cruickshank	289	Brackenridge Park GC, San Antonio, TX	71/6185
1927	Bobby Cruickshank	272	Larry Nabholz	295	Willow Springs GC, San Antonio, TX	72/6930
1928	Bill Mehlhorn	297	Harry Cooper	298	Willow Springs GC, San Antonio, TX	72/6930
1929	Bill Mehlhorn	277	Horton Smith	281	Brackenridge Park GC, San Antonio, TX	71/6185
1930	Denny Shute	277	Ed Dudley	280	Brackenridge Park GC, San Antonio, TX	71/6185
			Al Espinosa			
			Neil McIntyre			
1931	Abe Espinosa	281	Harry Cooper	283	Brackenridge Park GC, San Antonio, TX	71/6185
			Joe Turnesa			
			Frank Walsh			
1932	Clarence Clark	287	Gus Moreland	288	Brackenridge Park GC, San Antonio, TX	71/6185
			Gene Sarazen			
1933	No Tournament					
1934	Wiffy Cox	283	Byron Nelson	284	Brackenridge Park GC, San Antonio, TX	71/6185
			Craig Wood			
1935-						
1938	No Tournaments					
1939	Dutch Harrison	271	Sam Byrd	273	Brackenridge Park GC, San Antonio, TX	71/6185
1940	*Byron Nelson	271	Ben Hogan	271	Brackenridge Park GC, San Antonio, TX	71/6185
1941	Lawson Little	273	Ben Hogan	276	Willow Springs GC, San Antonio, TX	72/6930
1942	*Chick Harbert	272	Ben Hogan	272	Willow Springs GC, San Antonio, TX	72/6930
1943	No Tournament					
1944	Johnny Revolta	273	Harold McSpaden	274	Willow Springs GC, San Antonio, TX	72/6930
			Byron Nelson			
1945	Sam Byrd	268	Byron Nelson	269	Willow Springs GC, San Antonio, TX	72/6930
1946	Ben Hogan	264	Sam Byrd	270	Willow Springs GC, San Antonio, TX	72/6930
1947	Ed Oliver	265	Jimmy Demaret	266	Willow Springs GC, San Antonio, TX	72/6930
1948	Sam Snead	264	Jimmy Demaret	266	Willow Springs GC, San Antonio, TX	72/6930
1949	Dave Douglas	268	Sam Snead	269	Willow Springs GC, San Antonio, TX	72/6930
1950	Sam Snead	265	Jimmy Demaret	266	Brackenridge Park GC, San Antonio, TX	71/6185
					Ft. Sam Houston GC, San Antonio, TX	72/6566
1951	*Dutch Harrison	265	Doug Ford	265	Brackenridge Park GC, San Antonio, TX	71/6185
					Ft. Sam Houston GC, San Antonio, TX	72/6566
1952	Jack Burke, Jr.	260	Doug Ford	266	Brackenridge Park GC, San Antonio, TX	71/6185
1953	Tony Holguin	264	Doug Ford	265	Brackenridge Park GC, San Antonio, TX	71/6185
1954	Chandler Harper	259	Johnny Palmer	261	Brackenridge Park GC, San Antonio, TX	71/6185
1955	Mike Souchak	257	Fred Haas	264	Brackenridge Park GC, San Antonio, TX	71/6185
1956	Gene Littler	276	Mike Fetchick	278	Ft. Sam Houston GC, San Antonio, TX	72/6566
			Frank Stranahan			
			Ernie Vossler			
1957	Jay Hebert	271	Ed Furgol	272	Brackenridge Park GC, San Antonio, TX	71/6185
1958	Bill Johnston	274	Bob Rosburg	277	Brackenridge Park GC, San Antonio, TX	71/6185
1959	Wes Ellis	276	Bill Johnston	278	Brackenridge Park GC, San Antonio, TX	71/6185
			Tom Nieporte			
1960	Arnold Palmer	276	Doug Ford	278	Ft. Sam Houston GC, San Antonio, TX	72/6566
			Frank Stranahan			
1961	Arnold Palmer	270	Al Balding	271	Oak Hills CC, San Antonio, TX	70/6576
1962	Arnold Palmer	273	Joe Campbell	274	Oak Hills CC, San Antonio, TX	70/6576
			Gene Littler			
			Mason Rudolph			
			Doug Sanders			

# WESTIN TEXAS OPEN



## TOURNAMENT HISTORY

Year	Winner	Score	Runner-up	Score	Location	Par/Yards
1963	Phil Rodgers	268	Johnny Pott	270	Oak Hills CC, San Antonio, TX	70/6576
1964	Bruce Crampton	273	Bob Charles	274	Oak Hills CC, San Antonio, TX	70/6576
1965	Frank Beard	270	Chi Chi Rodriguez	273	Oak Hills CC, San Antonio, TX	70/6576
1966	Harold Henning	272	Gardner Dickinson	275	Oak Hills CC, San Antonio, TX	70/6576
			Wes Ellis			
			Gene Littler			
			Ken Still			
1967	Chi Chi Rodriguez	277	Bob Charles	278	Pecan Valley CC, San Antonio, TX	71/7183
			Bob Goalby			
1968	No Tournament					
1969	*Deane Beman	274	Jack McGowan	274	Pecan Valley CC, San Antonio, TX	71/7183
<b>SAN ANTONIO TEXAS OPEN</b>						
1970	Ron Cerrudo	273	Dick Lotz	278	Pecan Valley CC, San Antonio, TX	71/7183
1971	No Tournament					
1972	Mike Hill	273	Lee Trevino	275	Woodlake GC, San Antonio, TX	72/7143
1973	Ben Crenshaw	270	Orville Moody	272	Woodlake GC, San Antonio, TX	71/6990
1974	Terry Diehl	269	Mike Hill	270	Woodlake GC, San Antonio, TX	72/7143
1975	*Don January	275	Larry Hinson	275	Woodlake GC, San Antonio, TX	72/7143
1976	*Butch Baird	273	Miller Barber	273	Woodlake GC, San Antonio, TX	72/7143
1977	Hale Irwin	266	Miller Barber	268	Oak Hills CC, San Antonio, TX	70/6576
1978	Ron Streck	265	Hubert Green	266	Oak Hills CC, San Antonio, TX	70/6576
			Lon Hinkle			
1979	Lou Graham	268	Eddie Pearce	269	Oak Hills CC, San Antonio, TX	70/6576
			Bill Rogers			
			Doug Tewell			
1980	Lee Trevino	265	Terry Diehl	266	Oak Hills CC, San Antonio, TX	70/6576
<b>TEXAS OPEN</b>						
1981	*Bill Rogers	266	Ben Crenshaw	266	Oak Hills CC, San Antonio, TX	70/6576
1982	Jay Haas	262	Curtis Strange	265	Oak Hills CC, San Antonio, TX	70/6576
1983	Jim Colbert	261	Mark Pfeil	266	Oak Hills CC, San Antonio, TX	70/6576
1984	Calvin Peete	266	Bruce Lietzke	269	Oak Hills CC, San Antonio, TX	70/6576
1985	*John Mahaffey	268	Jodie Mudd	268	Oak Hills CC, San Antonio, TX	70/6576
<b>VANTAGE CHAMPIONSHIP</b>						
1986	~Ben Crenshaw	196	Payne Stewart	197	Oak Hills CC, San Antonio, TX	70/6576
<b>TEXAS OPEN PRESENTED BY NABISCO</b>						
1988	Corey Pavin	259	Robert Wrenn	267	Oak Hills CC, San Antonio, TX	70/6576
1989	Donnie Hammond	258	Paul Azinger	265	Oak Hills CC, San Antonio, TX	70/6576
<b>H-E-B TEXAS OPEN</b>						
1990	Mark O'Meara	261	Gary Hallberg	262	Oak Hills CC, San Antonio, TX	70/6576
1991	*Blaine McCallister	269	Gary Hallberg	269	Oak Hills CC, San Antonio, TX	70/6576
1992	*Nick Price	263	Steve Elkington	263	Oak Hills CC, San Antonio, TX	71/6650
1993	*Jay Haas	263	Bob Lohr	263	Oak Hills CC, San Antonio, TX	71/6650
<b>TEXAS OPEN</b>						
1994	Bob Estes	265	Gil Morgan	266	Oak Hills CC, San Antonio, TX	71/6650
<b>LACANTERA TEXAS OPEN</b>						
1995	Duffy Waldorf	268	Justin Leonard	274	LaCantera GC, San Antonio, TX	72/6899
1996	David Ogrin	275	Jay Haas	276	LaCantera GC, San Antonio, TX	72/7001
1997	Tim Herron	271	Rick Fehr	273	LaCantera GC, San Antonio, TX	72/7001
			Brent Geiberger			
<b>WESTIN TEXAS OPEN</b>						
1998	Hal Sutton	270	Jay Haas	271	LaCantera GC, San Antonio, TX	72/7001
			Justin Leonard			

Tournament Record: 257—Mike Souchak, 195E (Brackenridge Park GC)  
 Current Course Record: 64—Loren Roberts, 1995; Tommy Armour III, 1996; Gene Sauers, Bradley Hughes, Tim Herron, all 1997

KEY: \* = Playoff ~ = Weather-shortened

# 1998 BUICK CHALLENGE



Callaway Gardens Resort (Mountain View)  
Pine Mountain, GA  
Par: 36-36-72 Yards: 7,057

Purse: \$1,500,000  
October 1-4, 1998

**LEADERS: FIRST ROUND**—Fred Funk and Jim Carter opened with 9-under-par 63. Russ Cochran trailed by one stroke and Tom Byrum by two. **SECOND ROUND**—Funk, after a tournament-record 14-under-par 130, was three strokes ahead of Steve Flesch and D.A. Weibring. **THIRD ROUND**—Funk, after a tournament-record 18-under-par 198, was one stroke ahead of Bill Glasson and three in front of J.L. Lewis. Flesch and Steve Elkington trailed by four.



**CUT:** 70 professionals and one amateur at 3-under-par 141 from a field of 155.

**PRO-AM:** Cancelled due to heavy rains.

**WEATHER:** Hurricane Georges brought rain to the area Tuesday and Wednesday. Under mostly clear skies Thursday and Friday; the lift-clean-and-place rule was in effect due to wet course conditions. Morning fog Saturday and Sunday, becoming partly cloudy and warm by afternoon. Play was suspended Sunday from 3:30-3:45 p.m. due to a thunderstorm in the area.

**Winner: Steve Elkington 66-70-66-65 267 \$270,000.00**

*(Won playoff with par-4 on first extra hole)*

Fred Funk .....	2	63-67-68-69	267	\$162,000.00	Mike Small .....	T30	70-69-71-69	279	\$8,533.33
Bill Glasson .....	3	69-65-65-69	268	\$102,000.00	Kirk Triplett .....	T30	70-68-73-68	279	\$8,533.33
J.L. Lewis .....	4	66-69-66-68	269	\$72,000.00	Rick Fehr .....	T39	68-68-72-72	280	\$6,150.00
Skip Kendall .....	5	71-70-67-63	271	\$60,000.00	Glen Hnatiuk .....	T39	69-70-73-68	280	\$6,150.00
David Duval .....	T6	66-68-70-69	273	\$52,125.00	Brett Quigley .....	T39	69-68-71-72	280	\$6,150.00
Steve Flesch .....	T6	67-66-69-71	273	\$52,125.00	Curtis Strange .....	T39	70-70-68-72	280	\$6,150.00
Ben Bates .....	T8	71-69-67-67	274	\$39,000.00	Grant Waite .....	T39	69-69-70-72	280	\$6,150.00
Jim Carter .....	T8	63-71-69-71	274	\$39,000.00	Gary Hallberg .....	T44	71-70-73-67	281	\$4,800.00
Neal Lancaster .....	T8	70-67-66-71	274	\$39,000.00	Corey Pavin .....	T44	68-71-71-71	281	\$4,800.00
Jeff Maggert .....	T8	69-69-69-67	274	\$39,000.00	David Sutherland .....	T44	68-72-72-69	281	\$4,800.00
Chris Perry .....	T8	70-68-69-67	274	\$39,000.00	Omar Uresti .....	T44	69-70-72-70	281	\$4,800.00
Hal Sutton .....	T8	72-66-67-69	274	\$39,000.00	Tom Byrum .....	T48	65-73-75-69	282	\$3,636.00
Billy Andrade .....	T14	71-67-67-70	275	\$24,750.00	Russ Cochran .....	T48	64-71-73-74	282	\$3,636.00
Tim Herron .....	T14	66-74-68-67	275	\$24,750.00	Clark Dennis .....	T48	69-70-74-69	282	\$3,636.00
Davis Love III .....	T14	69-70-70-66	275	\$24,750.00	Robert Gamez .....	T48	72-69-71-70	282	\$3,636.00
Larry Mize .....	T14	70-71-67-67	275	\$24,750.00	Scott Gump .....	T48	70-71-72-69	282	\$3,636.00
Payne Stewart .....	T14	70-67-71-67	275	\$24,750.00	Franklin Langham .....	T48	66-72-72-72	282	\$3,636.00
Kevin Wentworth .....	T14	68-71-68-68	275	\$24,750.00	Scott McCarron .....	T48	70-71-69-72	282	\$3,636.00
J.P. Hayes .....	T20	68-70-67-71	276	\$17,475.00	Dicky Pride .....	T48	71-68-73-70	282	\$3,636.00
Frank Lickliter .....	T20	66-71-69-70	276	\$17,475.00	Loren Roberts .....	T48	69-71-69-73	282	\$3,636.00
David Peoples .....	T20	71-68-68-69	276	\$17,475.00	Jeff Sluman .....	T48	71-70-74-67	282	\$3,636.00
Bob Tway .....	T20	71-67-69-69	276	\$17,475.00	Mark Brooks .....	T58	70-71-70-72	283	\$3,315.00
Stephen Ames .....	T24	68-68-70-71	277	\$13,200.00	Harrison Frazar .....	T58	69-72-72-70	283	\$3,315.00
Brandel Chamblee .....	T24	67-68-73-69	277	\$13,200.00	Jim McGovern .....	T58	69-71-72-71	283	\$3,315.00
Justin Leonard .....	T24	67-73-71-66	277	\$13,200.00	Vijay Singh .....	T58	69-70-70-74	283	\$3,315.00
Michael Bradley .....	T27	70-69-71-68	278	\$11,100.00	Matt Kuchar .....	T58	72-67-73-71	283	Amateur
Bob Gilder .....	T27	71-67-69-71	278	\$11,100.00	Scott Hoch .....	T63	70-70-72-72	284	\$3,210.00
D.A. Weibring .....	T27	68-65-71-74	278	\$11,100.00	Don Pooley .....	T63	71-69-71-73	284	\$3,210.00
Brent Geiberger .....	T30	68-69-72-70	279	\$8,533.34	Mike Springer .....	T63	69-69-73-73	284	\$3,210.00
David Ogrin .....	T30	70-67-71-71	279	\$8,533.34	Mark Calcavecchia .....	66	68-73-74-70	285	\$3,150.00
Clarence Rose .....	T30	70-71-68-70	279	\$8,533.34	Dan Forsman .....	T67	71-70-72-73	286	\$3,105.00
Mike Brisky .....	T30	72-69-67-71	279	\$8,533.33	Tommy Tolles .....	T67	67-74-73-72	286	\$3,105.00
Glen Day .....	T30	71-70-65-73	279	\$8,533.33	Phil Tataurangi .....	69	72-69-75-71	287	\$3,060.00
Billy Mayfair .....	T30	69-71-68-71	279	\$8,533.33	Guy Boros .....	70	72-68-78-72	290	\$3,030.00
Mike Reid .....	T30	71-69-68-71	279	\$8,533.33	Iain Steel .....	71	73-68-81-77	299	\$3,000.00

**The following players did not finish (C=cut, W=withdrew, D=disqualified)**

**C—142-** Jay Don Blake, Richard Coughlan, Bob Estes, Kelly Gibson, Donnie Hammond, Tim Loutalot, Spike McRoy, Kevin Sutherland, Scott Verplank. **143-** Tommy Armour III, Dave Barr, Doug Barron, Chip Beck, Barry Cheesman, Jim Estes, Jim Gallagher, Jr., Nolan Henke, P.H. Horgan III, Andrew Magee, Doug Martin, Len Mattiace, Keith Nolan, Tom Pernice, Jr., Hugh Royer III, Mark Wiebe. **144-** Craig Barlow, Ronnie Black, Jack Boeckx, Mark Carnevale, Stewart Cink, Brad Fabel, Jim Furyk, Bobby Gage, Guy Hill, Steve Lowery, Blaine McCallister, Frank Nobilo, Larry Rinker, Doug Tewell, Mark Wurtz. **145-** Robert Damron, David Frost, Mike Gill, Pete Jordan, Tom Kite, Andy Morse, Kenny Perry, David Toms. **146-** Fulton Allem, Tim Conley, Chris DiMarco, Joe Durant, Bob Friend, Jeff Gallagher, Brian Kamm, Pete Morgan, Bobby Wadkins, Tom Watson, Willie Wood. **147-** Phil Blackmar, Mike Cook, Lan Gooch, Steve Pate, Mike Weir. **148-** Jay Haas, Mike Hulbert, Kent Jones, Sonny Skinner, Esteban Toledo, Vance Veazey. **149-** Lennie Clements, Jimmy Johnston, Jerry Kelly, Greg Kraft, Sandy Lyle, John Riegger. **150-** Billy Ray Brown, Bobby Clampett, Steve Jurgensen, Jeff Sanders. **151-** Drew Pittman. **152-** Ben Crenshaw. **155-** Kenny Knox. **D—76-** Ted Schulz.

# BUICK CHALLENGE




## TOURNAMENT HISTORY

Year	Winner	Score	Runner-up	Score	Location	Par/Yards
<b>GREEN ISLAND OPEN INVITATIONAL</b>						
1970	Mason Rudolph	274	Chris Blocker	276	Green Island CC, Columbus, GA	70/6791
<b>SOUTHERN OPEN INVITATIONAL</b>						
1971	Johnny Miller	267	Deane Beman	272	Green Island CC, Columbus, GA	70/6791
1972	*DeWitt Weaver	276	Chuck Courtney	276	Green Island CC, Columbus, GA	70/6791
1973	Gary Player	270	Forrest Fezler	271	Green Island CC, Columbus, GA	70/6791
1974	Forrest Fezler	271	Bruce Crampton	272	Green Island CC, Columbus, GA	70/6791
			J.C. Snead			
1975	Hubert Green	264	John Schroeder	267	Green Island CC, Columbus, GA	70/6791
1976	Mac McLendon	274	Hubert Green	276	Green Island CC, Columbus, GA	70/6791
1977	Jerry Pate	266	Phil Hancock	273	Green Island CC, Columbus, GA	70/6791
			Mac McLendon			
			Johnny Miller			
			Steve Taylor			
1978	Jerry Pate	269	Phil Hancock	270	Green Island CC, Columbus, GA	70/6791
1979	*Ed Fiori	274	Tom Weiskopf	274	Green Island CC, Columbus, GA	70/6791
1980	Mike Sullivan	269	Dave Eichelberger	274	Green Island CC, Columbus, GA	70/6791
			Johnny Miller			
1981	*J. C. Snead	271	Mike Sullivan	271	Green Island CC, Columbus, GA	70/6791
1982	Bobby Clampett	266	Hale Irwin	268	Green Island CC, Columbus, GA	70/6791
1983	*Ronnie Black	271	Sam Torrance	271	Green Island CC, Columbus, GA	70/6791
1984	Hubert Green	265	Rex Caldwell	271	Green Island CC, Columbus, GA	70/6791
			Scott Hoch			
			Corey Pavin			
1985	Tim Simpson	264	Clarence Rose	266	Green Island CC, Columbus, GA	70/6791
1986	Fred Wadsworth	269	George Archer	271	Green Island CC, Columbus, GA	70/6791
			John Cook			
			Tim Simpson			
			Jim Thorpe			
1987	Ken Brown	266	David Frost	273	Green Island CC, Columbus, GA	70/6791
			Mike Hulbert			
			Larry Mize			
1988	*David Frost	270	Bob Tway	270	Green Island CC, Columbus, GA	70/6791
1989	Ted Schulz	266	Jay Haas	267	Green Island CC, Columbus, GA	70/6791
			Tim Simpson			
<b>BUICK SOUTHERN OPEN</b>						
1990	*Kenny Knox	265	Jim Hallet	265	Green Island CC, Columbus, GA	70/6791
1991	David Peoples	276	Robert Gamez	277	Callaway Gardens Resort, Pine Mountain, GA	72/7057
1992	~Gary Hallberg	206	Jim Gallagher, Jr.	207	Callaway Gardens Resort, Pine Mountain, GA	72/7057
1993	*John Inman	278	Billy Andrade	278	Callaway Gardens Resort, Pine Mountain, GA	72/7057
			Mark Brooks			
			Brad Bryant			
			Bob Estes			
1994	~Steve Elkington	200	Steve Rintoul	205	Callaway Gardens Resort, Pine Mountain, GA	72/7057
<b>BUICK CHALLENGE</b>						
1995	Fred Funk	272	John Morse	273	Callaway Gardens Resort, Pine Mountain, GA	72/7057
			Loren Roberts			
1996	*~Michael Bradley	134	Fred Funk	134	Callaway Gardens Resort, Pine Mountain, GA	72/7057
			Davis Love III			
			John Maginnes			
			Len Mattiace			
1998	*Steve Elkington	267	Fred Funk	267	Callaway Gardens Resort, Pine Mountain, GA	72/7057

Tournament Record: 264—Hubert Green, 1975; Tim Simpson, 1985 (both Green Island CC)  
 Current Course Record: 63—Mike Heinen, 1995

KEY: \* = Playoff      ~ = Weather-shortened

# 1998 MICHELOB CHAMPIONSHIP AT KINGSMILL



Kingsmill GC, Williamsburg, VA  
Par: 36-35-71 Yards: 6,853

Purse: \$1,900,000  
October 8-11, 1998

**LEADERS: First Round**—David Duval and Phil Tataurangi, at 6-under-par 65, led by one stroke over Curtis Strange, Steve Pate and Frank Lickliter. **Second Round**—Duval, after a 4-under-par 67, was at 10-under-par 132. He led by one stroke over Tataurangi and Lickliter. **Third Round**—Duval, at 13-under-par 200, led by one stroke over Gary Hallberg and by two over Tataurangi.



**CUT:** 76 players at even-par 142 from a field of 155.

**PRO-AM:** \$10,000. Team—Bob Estes, 51, \$2,000.

**WEATHER:** Light rain on Thursday but no delays. Partly cloudy and breezy Friday and Saturday. Perfect weather on Sunday. Temperatures were in the low 70s all week.

**Winner: David Duval 65-67-68-68 268 \$342,000.00**

Phil Tataurangi .....	2	65-68-69-69	271	\$205,200.00	Jim Furyk .....	T39	70-71-72-70	283	\$7,790.00
Barry Cheesman .....	3	69-68-69-66	272	\$129,200.00	Jonathan Kaye .....	T39	69-68-72-74	283	\$7,790.00
Bradley Hughes .....	T4	68-67-69-69	273	\$83,600.00	Chris Perry .....	T39	69-71-72-71	283	\$7,790.00
Payne Stewart .....	T4	70-67-67-69	273	\$83,600.00	Kevin Sutherland .....	T39	73-68-72-70	283	\$7,790.00
Gary Hallberg .....	T6	68-67-66-74	275	\$61,512.50	Fred Funk .....	T44	73-68-73-70	284	\$6,080.00
John Huston .....	T6	69-70-68-68	275	\$61,512.50	Neal Lancaster .....	T44	71-69-73-71	284	\$6,080.00
Frank Lickliter .....	T6	66-67-70-72	275	\$61,512.50	Brett Quigley .....	T44	73-69-71-71	284	\$6,080.00
Billy Mayfair .....	T6	67-70-70-68	275	\$61,512.50	Duffy Waldorf .....	T44	70-72-69-73	284	\$6,080.00
Tommy Armour III .....	T10	70-71-70-66	277	\$47,500.00	Lennie Clements .....	T48	71-71-70-73	285	\$4,775.34
Corey Pavin .....	T10	67-70-70-70	277	\$47,500.00	Mike Springer .....	T48	69-71-72-73	285	\$4,775.34
Jeff Sluman .....	T10	68-72-71-66	277	\$47,500.00	Glen Hnatiuk .....	T48	73-65-70-77	285	\$4,775.33
Ben Bates .....	T13	67-70-73-68	278	\$35,625.00	Skip Kendall .....	T48	69-72-73-71	285	\$4,775.33
J.L. Lewis .....	T13	69-67-70-72	278	\$35,625.00	John Morse .....	T48	69-72-72-72	285	\$4,775.33
Loren Roberts .....	T13	69-69-68-72	278	\$35,625.00	David Peoples .....	T48	68-72-77-68	285	\$4,775.33
Kevin Wentworth .....	T13	67-70-69-72	278	\$35,625.00	Tom Byrum .....	T54	69-72-72-73	286	\$4,332.00
Robert Allenby .....	T17	69-70-70-70	279	\$26,600.00	Chad Campbell .....	T54	71-69-71-75	286	\$4,332.00
Mark Brooks .....	T17	68-71-69-71	279	\$26,600.00	Harrison Frazier .....	T54	68-68-73-77	286	\$4,332.00
Bruce Fleisher .....	T17	69-70-70-70	279	\$26,600.00	Paul Goydos .....	T54	72-70-72-72	286	\$4,332.00
Steve Pate .....	T17	66-69-72-72	279	\$26,600.00	Lee Janzen .....	T54	71-70-73-72	286	\$4,332.00
Joey Sindelar .....	T17	68-69-70-72	279	\$26,600.00	Tommy Tolles .....	59	72-67-68-80	287	\$4,218.00
Bob Gilder .....	T22	72-68-68-72	280	\$19,760.00	Phil Blackmar .....	T60	69-70-72-77	288	\$4,142.00
Scott Hoch .....	T22	69-69-70-72	280	\$19,760.00	Michael Bradley .....	T60	71-69-77-71	288	\$4,142.00
Kent Jones .....	T22	70-71-71-68	280	\$19,760.00	Chris Smith .....	T60	70-71-75-72	288	\$4,142.00
Ronnie Black .....	T25	70-70-70-71	281	\$13,893.75	Bob Estes .....	T63	69-73-74-73	289	\$3,971.00
Jay Don Blake .....	T25	72-68-70-71	281	\$13,893.75	Steve Hart .....	T63	69-72-77-71	289	\$3,971.00
Guy Boros .....	T25	69-67-71-74	281	\$13,893.75	Franklin Langham .....	T63	71-70-76-72	289	\$3,971.00
Stewart Cink .....	T25	71-71-67-72	281	\$13,893.75	John Riegger .....	T63	73-67-74-75	289	\$3,971.00
Tom Lehman .....	T25	71-67-70-73	281	\$13,893.75	Kirk Triplett .....	T63	67-68-74-80	289	\$3,971.00
Justin Leonard .....	T25	68-69-73-71	281	\$13,893.75	Lanny Wadkins .....	T63	73-69-76-71	289	\$3,971.00
John Maginnes .....	T25	70-70-71-70	281	\$13,893.75	Grant Waite .....	T69	69-68-78-75	290	\$3,819.00
Scott Verplank .....	T25	71-71-70-69	281	\$13,893.75	Mike Weir .....	T69	67-73-74-76	290	\$3,819.00
Larry Mize .....	T33	71-71-68-72	282	\$10,038.34	Keith Fergus .....	T71	73-67-72-79	291	\$3,743.00
Vance Veazey .....	T33	70-68-73-71	282	\$10,038.34	Curtis Strange .....	T71	66-74-77-74	291	\$3,743.00
Billy Andrade .....	T33	67-70-75-70	282	\$10,038.33	Guy Hill .....	73	68-74-74-76	292	\$3,686.00
Brian Claar .....	T33	67-68-80-67	282	\$10,038.33	Dave Stockton, Jr. .....	74	69-72-73-81	295	\$3,648.00
Lee Porter .....	T33	70-72-71-69	282	\$10,038.33	Sonny Skinner .....	75	71-70-76-82	299	\$3,610.00
Larry Rinker .....	T33	70-69-69-74	282	\$10,038.33	Robert Damron .....		71-70-73-WD		
Richard Coughlan .....	T39	70-72-70-71	283	\$7,790.00					

The following players did not finish (C=cut, W=withdrew, D=disqualified)

C—Mark Carnevale, Bobby Gage, Lan Gooch, Donnie Hammond, Mike Hulbert, Len Mattiace, Blaine McCallister, Scott McCarron, Scott Simpson, Paul Stankowski, Hal Sutton, Omar Uresti, D.A. Weirbring. 144—Stephen Ames, Paul Azinger, John Cook, Jay Deising, Nolan Henke, Tim Herron, Greg Kraft, Sandy Lyle, Jim McGovern, Tom Pernice, Jr., Mike Reid, Mike Small, Esteban Toledo, Ted Tryba, Mark Wurtz. 145—Chip Beck, Tim Conley, Brad Faxon, Ken Green, Steve Jones, Spike McRoy, Iain Steel, David Sutherland, David Toms. 146—Craig Barlow, Keith Clearwater, Scott Gump, Dudley Hart, Kevin Kemp, Doug Martin, David Ogrin, John Rollins, Clarence Rose, Bobby Wadkins, Fuzzy Zoeller. 147—Chris DiMarco, J.P. Hayes, Jerry Kelly, Lee Rinker, Mike Standly, Willie Wood. 148—John Adams, Joe Daley, Trevor Dodds, Mike Donald, Jim Gallagher, Jr., P.H. Horgan III, Pete Jordan, Steve Jurgensen. 149—David Edwards, Hugh Royer III. 150—Rob McNamara, Tom Sieckmann. 151—Joey Maxon. 152—Mike Brisky, Jim Estes, Jack Skilling. 153—Danny Edwards. 154—Bob Friend, Brian Kamm, Russell Nielsen, Keith Nolan. 156—Kelly Gibson. 163—Bobby Mitchell. W—82—Jeff Gallagher.



# MICHELOB CHAMPIONSHIP AT KINGSMILL



## TOURNAMENT HISTORY

Year	Winner	Score	Runner-up	Score	Location	Par/Yards
<b>KAISER INTERNATIONAL OPEN INVITATIONAL</b>						
1968	Kermit Zarley	273	Dave Marr	274	Silverado CC, Napa, CA	N-72/6849, S-71/6602
1969	~Miller Barber	135	Bruce Devlin	136	Silverado CC, Napa, CA	N-72/6849, S-71/6602
1969A	*Jack Nicklaus	273	George Archer	273	Silverado CC, Napa, CA	N-72/6849, S-71/6602
			Billy Casper			
			Don January			
1970	*Ken Still	278	Lee Trevino	278	Silverado CC, Napa, CA	N-72/6849, S-71/6602
			Bert Yancey			
1971	Billy Casper	269	Fred Marti	273	Silverado CC, Napa, CA	N-72/6849, S-71/6602
1972	George Knudson	271	Hale Irwin	274	Silverado CC, Napa, CA	N-72/6849, S-71/6602
			Bobby Nichols			
1973	*Ed Sneed	275	John Schlee	275	Silverado CC, Napa, CA	N-72/6849, S-71/6602
1974	Johnny Miller	271	Billy Casper	279	Silverado CC, Napa, CA	N-72/6849, S-71/6602
			Lee Trevino			
1975	Johnny Miller	272	Rod Curl	275	Silverado CC, Napa, CA	N-72/6849, S-71/6602
1976	J. C. Sneed	274	Gibby Gilbert	276	Silverado CC, Napa, CA	N-72/6849, S-71/6602
			Johnny Miller			
<b>ANHEUSER-BUSCH GOLF CLASSIC</b>						
1977	Miller Barber	272	George Archer	274	Silverado CC, Napa, CA	N-72/6849, S-71/6602
1978	Tom Watson	270	Ed Sneed	273	Silverado CC, Napa, CA	N-72/6849, S-71/6602
1979	John Fought	277	Buddy Gardner	278	Silverado CC, Napa, CA	N-72/6849, S-72/6619
			Alan Tapie			
			Bobby Wadkins			
1980	Ben Crenshaw	272	Jack Renner	276	Silverado CC, Napa, CA	N-72/6849, S-72/6619
1981	John Mahaffey	276	Andy North	278	Kingsmill GC, Kingsmill, VA	71/6776
1982	~Calvin Peete	203	Bruce Lietzke	205	Kingsmill GC, Kingsmill, VA	71/6776
1983	Calvin Peete	276	Tim Norris	277	Kingsmill GC, Kingsmill, VA	71/6776
1984	Ronnie Black	267	Willie Wood	268	Kingsmill GC, Kingsmill, VA	71/6776
1985	*Mark Wiebe	273	John Mahaffey	273	Kingsmill GC, Kingsmill, VA	71/6776
1986	Fuzzy Zoeller	274	Jodie Mudd	276	Kingsmill GC, Kingsmill, VA	71/6776
1987	Mark McCumber	267	Bobby Clampett	268	Kingsmill GC, Kingsmill, VA	71/6776
1988	*Tom Sieckmann	270	Mark Wiebe	270	Kingsmill GC, Kingsmill, VA	71/6776
1989	*Mike Donald	268	Tim Simpson	268	Kingsmill GC, Kingsmill, VA	71/6776
			Hal Sutton			
1990	Lanny Wadkins	266	Larry Mize	271	Kingsmill GC, Kingsmill, VA	71/6776
1991	*Mike Hulbert	266	Kenny Knox	266	Kingsmill GC, Kingsmill, VA	71/6776
1992	David Peoples	271	Bill Britton	272	Kingsmill GC, Kingsmill, VA	71/6776
			Ed Dougherty			
			Jim Gallagher, Jr.			
1993	Jim Gallagher, Jr.	269	Chip Beck	271	Kingsmill GC, Kingsmill, VA	71/6776
1994	Mark McCumber	267	Glen Day	270	Kingsmill GC, Kingsmill, VA	71/6776
1995	Ted Tryba	272	Scott Simpson	273	Kingsmill GC, Kingsmill, VA	71/6776
<b>MICHELOB CHAMPIONSHIP AT KINGSMILL</b>						
1996	Scott Hoch	265	Tom Purtzer	269	Kingsmill GC, Kingsmill, VA	71/6776
1997	*David Duval	271	Grant Waite	271	Kingsmill GC, Kingsmill, VA	71/6797
			Duffy Waldorf			
1998	David Duval	268	Phil Tataurangi	271	Kingsmill GC, Kingsmill, VA	71/6797

Tournament Record: 266—Lanny Wadkins, 1990; Mike Hulbert/Kenny Knox, 1991

Current Course Record: 61—Bob Lohr, 1994

KEY: \* = Playoff

~ = Weather-shrtened

A = Second tournament same year

# 1998 LAS VEGAS INVITATIONAL



TPC at Summerlin, Las Vegas, NV  
Par: 36-36-72  
Desert Inn CC  
Par: 36-36-72  
Las Vegas CC  
Par: 36-36-72

Yards: 7,243  
Yards: 7,193  
Yards: 7,164

Purse: \$2,000,000  
October 14-18, 1998

**LEADERS: First Round**—Mark Calcavecchia (TPC) and Robert Damron (TPC) each fired a 7-under-par 65 to lead by one stroke over seven players. **Second Round**—David Ogrin (TPC), Damron (DI) and Bob Tway (LVCC), at 11-under-par 133, led by one stroke over five players. **Third Round**—Tway (TPC), at 14-under-par 202, led by two strokes over Ogrin (DI), Davis Love III (LVCC), Jim Furyk (LVCC) and Scott Verplank (TPC). **Fourth Round**—Furyk (TPC), at 21-under-par 267 after a 9-under-par 63, led by three strokes over Calcavecchia (TPC) and by four over Verplank (TPC).



**CUT:** After 54 holes, 74 players at 2-under-par 214 from a field of 144.

**WEATHER:** Clear and warm Wednesday, with winds picking up in the afternoon. Brief showers Thursday afternoon, but no delays. The remainder of day was partly cloudy, with temperatures in the low 80s. Sunny and windy Friday, with winds from the north at 25 mph, with gusts to 35 mph. Perfect conditions Saturday and Sunday.

**Winner: Jim Furyk 67-68-69-63-68 335 \$360,000.00**

Mark Calcavecchia	2	65-71-69-65-66	336	\$216,000.00	Jim Gallagher, Jr.	T36	69-69-72-70-71	351	\$8,611.11
Scott Verplank	3	67-68-69-67-67	338	\$136,000.00	Bob Gilder	T36	72-68-71-72-68	351	\$8,611.11
Bob Tway	4	68-65-69-72-65	339	\$96,000.00	Bill Glasson	T36	69-65-76-69-72	351	\$8,611.11
Davis Love III	5	70-66-68-70-66	340	\$80,000.00	David Ogrin	T36	67-66-71-76-71	351	\$8,611.11
Justin Leonard	T6	70-66-71-66-68	341	\$69,500.00	Kenny Perry	T36	72-70-69-69-71	351	\$8,611.11
Paul Stankowski	T6	67-71-68-70-65	341	\$69,500.00	Larry Rinker	T36	68-72-71-73-67	351	\$8,611.11
Rick Fehr	T8	69-65-71-69-68	342	\$60,000.00	Doug Barron	T45	66-71-74-71-70	352	\$5,720.00
Kirk Triplett	T8	70-65-72-66-69	342	\$60,000.00	Ben Bates	T45	73-65-75-66-73	352	\$5,720.00
Brandel Chamblee	T10	69-68-70-68-68	343	\$52,000.00	Donnie Hammond	T45	68-71-71-70-72	352	\$5,720.00
Kevin Wentworth	T10	71-70-68-67-67	343	\$52,000.00	Spike McRoy	T45	68-68-73-74-69	352	\$5,720.00
Tom Byrum	T12	67-70-70-70-67	344	\$42,000.00	Mike Standly	T45	70-69-73-70-70	352	\$5,720.00
Robert Damron	T12	65-68-72-72-67	344	\$42,000.00	Kevin Sutherland	T45	72-70-71-65-74	352	\$5,720.00
Steve Pate	T12	70-72-68-66-68	344	\$42,000.00	Jay Don Blake	T51	71-69-71-70-72	353	\$4,860.00
Tom Pernice, Jr.	15	66-75-70-66-68	345	\$36,000.00	Mark Brooks	T51	73-68-73-69-70	353	\$4,860.00
Stewart Cink	T16	72-65-74-71-64	346	\$31,000.00	Chip Beck	T53	67-68-78-69-72	354	\$4,565.72
Bob May	T16	69-65-72-67-73	346	\$31,000.00	Jeff Gallagher	T53	74-69-71-68-72	354	\$4,565.72
Lee Porter	T16	69-65-71-70-71	346	\$31,000.00	Tom Lehman	T53	69-72-72-68-73	354	\$4,565.72
D.A. Weibring	T16	69-69-72-67-69	346	\$31,000.00	Mark Carnevale	T53	71-69-70-70-74	354	\$4,565.71
Paul Azinger	T20	66-68-79-68-66	347	\$25,000.00	John Daly	T53	68-70-72-67-77	354	\$4,565.71
Rocco Mediate	T20	68-69-74-68-68	347	\$25,000.00	Dudley Hart	T53	66-72-70-73-73	354	\$4,565.71
Fred Couples	T22	71-70-73-66-68	348	\$19,200.00	Don Pooley	T53	67-70-74-70-73	354	\$4,565.71
Brent Geiberger	T22	67-70-72-68-71	348	\$19,200.00	David Sutherland	60	67-71-76-72-69	355	\$4,400.00
Andrew Magee	T22	68-71-73-72-64	348	\$19,200.00	J.L. Lewis	T61	68-74-71-71-72	356	\$4,340.00
Joey Sindelar	T22	69-71-71-68-69	348	\$19,200.00	Tim Loutalot	T61	73-69-72-68-74	356	\$4,340.00
Mike Springer	T22	71-68-71-68-70	348	\$19,200.00	Dave Barr	T63	69-70-74-73-71	357	\$4,240.00
Kelly Gibson	T27	72-65-75-66-71	349	\$14,200.00	Brian Henninger	T63	66-72-75-73-71	357	\$4,240.00
Paul Goydos	T27	70-69-72-67-71	349	\$14,200.00	Corey Pavin	T63	69-70-75-69-74	357	\$4,240.00
Lee Janzen	T27	67-71-74-66-71	349	\$14,200.00	Tim Conley	T66	68-69-75-71-75	358	\$4,120.00
Steve Jones	T27	68-69-72-72-68	349	\$14,200.00	Richard Coughlan	T66	68-70-75-71-74	358	\$4,120.00
Craig Stadler	T27	68-71-72-67-71	349	\$14,200.00	Duffy Waldorf	T66	66-70-76-73-73	358	\$4,120.00
Bob Estes	T32	68-70-73-68-71	350	\$11,575.00	Esteban Toledo	69	68-70-71-78-72	359	\$4,040.00
Nolan Henke	T32	69-67-71-69-74	350	\$11,575.00	Jerry Kelly	70	71-72-70-70-77	360	\$4,000.00
Blaine McCallister	T32	72-69-69-71-69	350	\$11,575.00	Billy Andrade	T71	68-69-76-76-72	361	\$3,940.00
Chris Perry	T32	68-69-72-72-69	350	\$11,575.00	Grant Waite	T71	67-70-77-73-74	361	\$3,940.00
Skip Kendall	T36	70-70-71-73-67	351	\$8,611.12	Kent Jones	73	71-68-73-74-77	363	\$3,880.00
John Cook	T36	69-69-70-71-72	351	\$8,611.11	Mike Hulbert	74	69-70-75-73-78	365	\$3,840.00
R.W. Eaks	T36	67-72-70-72-70	351	\$8,611.11					

The following players did not finish (C=cut, W=withdrew, D=disqualified)

C—215- Clark Dennis, Brad Fabel, Tim Herron, P.H. Horgan III, Peter Jacobsen, Gary Koch, Franklin Langham, Billy Mayfair, Scott McCarron, John Riegger, Hal Sutton, Willie Wood. 216- Tommy Armour III, Bob Friend, Pete Jordan, Tom Kite, Len Mattiace, Hugh Royer III, Omar Uresti, Mark Wiebe. 217- Craig Barlow, Lennie Clements, Russ Cochran, Chris DiMarco, Steve Lowery, Bill Lunde, Lee Rinker. 218- John Adams, Jim Carter, Joe Durant, J.P. Hayes, Bruce Lietzke, Tom Purtzer, Ted Tryba. 219- Mike Brisky, Bruce Fleisher, Sandy Lyle, Mike Reid, Tommy Tolles. 220- Michael Bradley, Billy Ray Brown, Trevor Dodds, Glen Hnatiuk, Chris Smith, Phil Tataurangi. 221- Robert Gamez, Wayne Levi, Phil Mickelson, Clarence Rose, David Toms, Fuzzy Zoeller. 222- David Frost, Doug Martin. 223- Frank Lickliter, Bobby Wadkins. 224- Mike Weir. 225- Ronnie Black. 226- Scott Gump, Dicky Pride. 227- Guy Boros, Gabriel Hjertstedt. 228- Gary Hallberg, Scott Simpson. 229- David Edwards, Lanny Wadkins. W—145- Dan Forsman. 150- Fulton Allem. W—74- Bradley Hughes. 75- Glen Day. D—144- Jonathan Kaye.

# LAS VEGAS INVITATIONAL




## TOURNAMENT HISTORY

Year	Winner	Score	Runner-up	Score	Location	Par/Yards
<b>PANASONIC LAS VEGAS PRO-CELEBRITY CLASSIC</b>						
1983	Fuzzy Zoeller	340	Rex Caldwell	344	Las Vegas CC, Las Vegas, NV (H)	72/7164
					Desert Inn CC, Las Vegas, NV	72/7111
					Dunes CC, Las Vegas, NV	72/7240
					Showboat CC, Las Vegas, NV	72/7045
<b>PANASONIC LAS VEGAS INVITATIONAL</b>						
1984	Denis Watson	341	Andy Bean	342	Las Vegas CC, Las Vegas, NV (H)	72/7164
					Desert Inn CC, Las Vegas, NV	72/7111
					Showboat CC, Las Vegas, NV	72/7045
					Tropicana CC, Las Vegas, NV	71/6481
1985	Curtis Strange	338	Mike Smith	339	Las Vegas CC, Las Vegas, NV (H)	72/7164
					Desert Inn CC, Las Vegas, NV	72/7111
					Tropicana CC, Las Vegas, NV	71/6481
1986	Greg Norman	333	Dan Pohl	340	Las Vegas CC, Las Vegas, NV (H)	72/7164
					Desert Inn CC, Las Vegas, NV	72/7111
					Spanish Trail G&CC, Las Vegas, NV	72/7088
1987	~Paul Azinger	271	Hal Sutton	272	Las Vegas CC, Las Vegas, NV (H)	72/7164
					Desert Inn CC, Las Vegas, NV	72/7111
					Spanish Trail G&CC, Las Vegas, NV	72/7088
1988	~Gary Koch	274	Peter Jacobsen Mark O'Meara	275	Las Vegas CC, Las Vegas, NV (H)	72/7164
					Desert Inn CC, Las Vegas, NV	72/7111
					Spanish Trail G&CC, Las Vegas, NV	72/7088
<b>LAS VEGAS INVITATIONAL</b>						
1989	*Scott Hoch	336	Robert Wrenn	336	Las Vegas CC, Las Vegas, NV (H)	72/7164
					Desert Inn CC, Las Vegas, NV	72/7111
					Spanish Trail G&CC, Las Vegas, NV	72/7088
1990	*Bob Tway	334	John Cook	334	Las Vegas CC, Las Vegas, NV (H)	72/7164
					Desert Inn CC, Las Vegas, NV	72/7111
					Spanish Trail G&CC, Las Vegas, NV	72/7088
1991	*Andrew Magee	329	D.A. Weibring	329	Las Vegas CC, Las Vegas, NV (H)	72/7164
					Desert Inn CC, Las Vegas, NV	72/7111
					Sunrise GC, Las Vegas, NV	72/6914
1992	John Cook	334	David Frost	336	Las Vegas CC, Las Vegas, NV	72/7164
					Desert Inn CC, Las Vegas, NV	72/7111
					TPC at Summerlin, Las Vegas, NV (H)	72/7243
1993	Davis Love III	331	Craig Stadler	339	Las Vegas CC, Las Vegas, NV	72/7164
					Desert Inn CC, Las Vegas, NV	72/7111
					TPC at Summerlin, Las Vegas, NV (H)	72/7243
1994	Bruce Lietzke	332	Robert Gamez	333	Las Vegas CC, Las Vegas, NV	72/7164
					Las Vegas Hilton CC, Las Vegas, NV	71/6815
					TPC at Summerlin, Las Vegas, NV (H)	72/7243
1995	Jim Furyk	331	Billy Mayfair	332	Las Vegas CC, Las Vegas, NV	72/7162
					Las Vegas Hilton CC, Las Vegas, NV	71/6815
					TPC at Summerlin, Las Vegas, NV (H)	72/7243
1996	*Tiger Woods	332	Davis Love III	332	TPC at Summerlin, Las Vegas, NV (H)	72/7243
					Desert Inn CC, Las Vegas, NV	72/7095
					Las Vegas Hilton CC, Las Vegas, NV	71/6815
1997	Bill Glasson	340	David Edwards Billy Mayfair	341	TPC at Summerlin, Las Vegas, NV (H)	72/7243
					Desert Inn CC, Las Vegas, NV	72/7200
					Las Vegas Hilton CC, Las Vegas, NV	72/7164
1998	Jim Furyk	335	Mark Calcavecchia	336	TPC at Summerlin, Las Vegas, NV (H)	72/7243
					Desert Inn CC, Las Vegas, NV	72/7193
					Las Vegas CC, Las Vegas, NV	72/7164

Tournament Record: 329—Andrew Magee, D.A. Weibring, 1991  
 Current Course Record:  
 TPC at Summerlin 62—John Cook, 1992; Keith Fergus, Rick Fehr (both 1996)  
 Desert Inn CC 62—Jack Nicklaus, 1963; Al Geiberger, 1987; Kermit Zarley, 1993  
 Las Vegas Hilton CC 63—Guy Boros, Scott Hoch (both 1994), Joe Ozaki, Ted Tryba (both 1995)  
 Las Vegas CC 61—Jim Gallagher, Jr., Dicky Thompson (both 1991)

KEY: \* = Playoff ~ = Weather-shortened (H) = Host course

# 1998 NATIONAL CAR RENTAL GOLF CLASSIC AT WALT DISNEY WORLD RESORT



Lake Buena Vista, FL  
Magnolia (Host)  
Par: 36-36—72 Yards: 7,190  
Palm  
Par: 36-36—72 Yards: 6,967

Purse: \$2,000,000  
October 22-25, 1998

**LEADERS: First Round**—Duffy Waldorf (P) opened with a 9-under-par 63. Tiger Woods (P), Jesper Parnevik (P) and Len Mattiace (M) were three back with 66s. **Second Round**—Tom Purtzer (M), Rocco Mediate (M), Doug Martin (M), Davis Love III (P), Glen Day (P) and John Huston (M) were tied at 7-under 137. **Third Round**—Love III, at 14-under 202, was three strokes ahead of Day and Martin. Huston Trailed by four while Woods, Funk and Parnevik were five back.



**CUT:** 77 players at even-par 144 from a field of 144.

**WEATHER:** Partly cloudy, windy and cool Thursday and Friday with winds 15-20 mph. One passing shower Saturday with 15 mph winds. Partly cloudy with 10 mph winds Sunday.

**Winner: John Huston 67-70-69-66 272 \$360,000.00**

Davis Love III .....	2	73-64-65-71	273	\$216,000.00	John Riegger .....	T27	69-69-71-73	282	\$11,275.00
Brent Geiberger .....	3	72-70-68-65	275	\$136,000.00	Clarence Rose .....	T27	69-69-70-74	282	\$11,275.00
Rocco Mediate .....	T4	67-70-71-68	276	\$82,666.67	Esteban Toledo .....	T27	71-73-67-71	282	\$11,275.00
Tom Purtzer .....	T4	69-68-72-67	276	\$82,666.67	Trevor Dodds .....	T43	71-70-71-71	283	\$6,090.00
Jesper Parnevik .....	T4	66-72-69-69	276	\$82,666.66	David Duval .....	T43	68-72-68-75	283	\$6,090.00
Fred Funk .....	T7	72-67-68-70	277	\$60,250.00	Bob Friend .....	T43	72-71-73-67	283	\$6,090.00
Nolan Henke .....	T7	69-70-72-66	277	\$60,250.00	Paul Goydos .....	T43	68-71-71-73	283	\$6,090.00
Doug Martin .....	T7	69-68-68-72	277	\$60,250.00	Skip Kendall .....	T43	69-69-71-74	283	\$6,090.00
Tiger Woods .....	T7	66-73-68-70	277	\$60,250.00	Blaine McCallister .....	T43	71-73-73-66	283	\$6,090.00
Glen Day .....	11	70-67-68-73	278	\$50,000.00	Larry Nelson .....	T43	67-76-66-74	283	\$6,090.00
Pete Jordan .....	T12	70-72-68-69	279	\$42,000.00	Bob Tway .....	T43	71-67-73-72	283	\$6,090.00
Larry Rinker .....	T12	69-75-67-68	279	\$42,000.00	Jay Haas .....	T51	68-72-72-72	284	\$4,813.34
Vijay Singh .....	T12	69-71-69-70	279	\$42,000.00	Stewart Cink .....	T51	70-70-68-76	284	\$4,813.33
Tom Lehman .....	T15	72-72-66-70	280	\$33,000.00	Steve Flesch .....	T51	70-72-71-71	284	\$4,813.33
J.L. Lewis .....	T15	69-72-68-71	280	\$33,000.00	Spike McRoy .....	T54	69-74-69-73	285	\$4,600.00
Tommy Tolles .....	T15	71-70-68-71	280	\$33,000.00	Jeff Sluman .....	T54	70-72-71-72	285	\$4,600.00
Ted Tryba .....	T15	72-72-67-69	280	\$33,000.00	David Sutherland .....	T54	73-71-68-73	285	\$4,600.00
Doug Barron .....	T19	69-71-71-70	281	\$21,750.00	Jeff Gallagher .....	T57	71-73-70-72	286	\$4,480.00
Mark Brooks .....	T19	69-69-70-73	281	\$21,750.00	Bill Glasson .....	T57	74-69-72-71	286	\$4,480.00
Brandel Chamblee .....	T19	68-71-72-70	281	\$21,750.00	Loren Roberts .....	T57	71-70-75-70	286	\$4,480.00
John Cook .....	T19	70-73-69-69	281	\$21,750.00	Clark Dennis .....	T60	69-71-72-75	287	\$4,340.00
Richard Coughlan .....	T19	73-68-70-70	281	\$21,750.00	Chris Smith .....	T60	71-70-73-73	287	\$4,340.00
Glen Hnatik .....	T19	68-72-70-71	281	\$21,750.00	Kirk Triplett .....	T60	71-73-70-73	287	\$4,340.00
Tom Pernice, Jr. .....	T19	70-70-70-71	281	\$21,750.00	Mark Wiebe .....	T60	70-74-71-72	287	\$4,340.00
Joey Sindelar .....	T19	71-72-70-68	281	\$21,750.00	Phil Blackmar .....	T64	69-72-72-75	288	\$4,140.00
Billy Andrade .....	T27	71-69-70-72	282	\$11,275.00	Frank Nobilo .....	T64	73-71-75-69	288	\$4,140.00
Ben Bates .....	T27	72-71-69-70	282	\$11,275.00	Mark O'Meara .....	T64	71-71-75-71	288	\$4,140.00
Mike Brisky .....	T27	69-72-70-71	282	\$11,275.00	Omar Uresti .....	T64	71-70-75-72	288	\$4,140.00
Jim Carter .....	T27	70-72-67-73	282	\$11,275.00	Duffy Waldorf .....	T64	63-78-73-74	288	\$4,140.00
Robert Damron .....	T27	72-71-68-71	282	\$11,275.00	Mike Weir .....	T64	72-71-71-74	288	\$4,140.00
Rick Fehr .....	T27	72-69-71-70	282	\$11,275.00	Mark Carnevale .....	T70	72-72-70-75	289	\$3,940.00
Robert Gamez .....	T27	70-69-73-70	282	\$11,275.00	Tim Conley .....	T70	73-69-72-75	289	\$3,940.00
Brian Henninger .....	T27	70-73-68-71	282	\$11,275.00	Joe Durant .....	T70	71-71-72-75	289	\$3,940.00
P.H. Horgan III .....	T27	73-71-69-69	282	\$11,275.00	Sandy Lyle .....	T70	71-72-70-76	289	\$3,940.00
Franklin Langham .....	T27	70-74-71-67	282	\$11,275.00	Barry Cheesman .....	74	73-71-73-73	290	\$3,840.00
Len Mattiace .....	T27	66-72-70-74	282	\$11,275.00	Kelly Gibson .....	75	69-72-74-76	291	\$3,800.00
David Ogri .....	T27	71-70-69-72	282	\$11,275.00	Brad Faxon .....	76	76-67-71-79	293	\$3,760.00
Brett Quigley .....	T27	72-69-71-70	282	\$11,275.00	Fulton Allem .....	77	71-72-74-78	295	\$3,720.00

The following players did not finish (C=cut, W=withdrew, D=disqualified)

C—145- Tom Byrum, Dudley Hart, Gabriel Hjertstedt, Peter Jacobsen, Kent Jones, Frank Lickliter, Andrew Magee, Larry Mize, Chris Perry, Don Pooley, Scott Simpson, Mike Small, Grant Waite, D.A. Weibring. 146- Ronnie Black, Harrison Frazer, Bob Gilder, Brian Kamm, Jerry Kelly, Jim McGovern, Lee Porter, Mike Standly, Payne Stewart. 147- Bruce Fleisher, David Frost, Scott Hoch, Mike Hulbert, Tim Loutalot, Steve Lowery, Mark McCumber. 148- Craig Barlow, Michael Bradley, Russ Cochran, R.W. Eaks, Jim Gallagher, Jr., Donnie Hammond, Bradley Hughes, Lee Rinker, Kevin Wentworth. 149- John Adams, Chip Beck, Guy Boros, Scott McCarron, Hugh Royer III, Dave Stockton, Jr.. 150- Brad Fabel, Scott Gump, Jeff Maggert, Phil Mickelson, Mike Springer, Lanny Wadkins. 151- Bob Lohr, Sonny Skinner. 152- Jay Don Blake, Neal Lancaster, Mike Reid, Craig Stadler, Bobby Wadkins. 153- Stuart Appleby, Brad Bryant, Corey Pavin. 155- Walter Smith. 157- Bob Estes. 146- Steve Jurgensen. 149- Chris DiMarco. 151- Lennie Clements. W—76- John Daly.

# NATIONAL CAR RENTAL GOLF CLASSIC AT WALT DISNEY WORLD RESORT



## TOURNAMENT HISTORY

Year	Winner	Score	Runner-up	Score	Location	Par/Yards
<b>WALT DISNEY WORLD OPEN INVITATIONAL</b>						
1971	Jack Nicklaus	273	Deane Beman	276	Magnolia, Walt Disney World, Lake Buena Vista, FL	72/7190
1972	Jack Nicklaus	267	Jim Dent	276	Palm, Walt Disney World, Lake Buena Vista, FL	72/6941
			Bobby Mitchell		Magnolia, Walt Disney World, Lake Buena Vista, FL	72/7190
			Larry Wood			
1973	Jack Nicklaus	275	Mason Rudolph	276	Palm, Walt Disney World, Lake Buena Vista, FL	72/6941
					Magnolia, Walt Disney World, Lake Buena Vista, FL	72/7190
<b>WALT DISNEY WORLD NATIONAL TEAM CHAMPIONSHIP</b>						
1974	Hubert Green/ Mac McLendon	255	J.C. Snead/ Sam Snead Ed Sneed/ Bert Yancey	256	Palm, Walt Disney World, Lake Buena Vista, FL	72/6941
					Magnolia, Walt Disney World, Lake Buena Vista, FL	72/7190
1975	Jim Colbert/ Dean Refram	252	Bobby Cole/ Victor Regalado John Schlee/ Curtis Sifford	255	Palm, Walt Disney World, Lake Buena Vista, FL	72/6941
					Magnolia, Walt Disney World, Lake Buena Vista, FL	72/7190
1976	*Woody Blackburn/260		Gay Brewer/ Bobby Nichols	260	Palm, Walt Disney World, Lake Buena Vista, FL	72/6941
	Bill Kratzert				Magnolia, Walt Disney World, Lake Buena Vista, FL	72/7190
1977	Gibby Gilbert/ Grier Jones	253	Steve Melnyk/ Andy North	254	Palm, Walt Disney World, Lake Buena Vista, FL	72/6941
					Magnolia, Walt Disney World, Lake Buena Vista, FL	72/7190
1978	Wayne Levi/ Bob Mann	254	Bobby Wadkins/ Lanny Wadkins	257	Palm, Walt Disney World, Lake Buena Vista, FL	72/6941
					Magnolia, Walt Disney World, Lake Buena Vista, FL	72/7190
1979	George Burns/ Ben Crenshaw	255	Scott Bess/ Dan Halldorson Jeff Hewes/ Peter Jacobsen Sammy Rachels/ D.A. Weibring	258	Palm, Walt Disney World, Lake Buena Vista, FL	72/6941
					Magnolia, Walt Disney World, Lake Buena Vista, FL	72/7190
1980	Danny Edwards/ David Edwards	253	Gibby Gilbert/ Dan Halldorson Mike Harmon/ Barry Harwell Grier Jones/ Dana Quigley	255	Palm, Walt Disney World, Lake Buena Vista, FL	72/6941
					Magnolia, Walt Disney World, Lake Buena Vista, FL	72/7190
1981	Vance Heafner/ Mike Holland	246	Chip Beck/ Rex Caldwell	251	Palm, Walt Disney World, Lake Buena Vista, FL	72/6941
					Magnolia, Walt Disney World, Lake Buena Vista, FL	72/7190
<b>WALT DISNEY WORLD GOLF CLASSIC</b>						
1982	*Hal Sutton	269	Bill Britton	269	Palm, Walt Disney World, Lake Buena Vista, FL	72/6941
					Magnolia, Walt Disney World, Lake Buena Vista, FL	72/7190
					Lake Buena Vista CC, Lake Buena Vista, FL	72/6706
1983	Payne Stewart	269	Nick Faldo	271	Palm, Walt Disney World, Lake Buena Vista, FL	72/6941
			Mark McCumber		Magnolia, Walt Disney World, Lake Buena Vista, FL	72/7190
					Lake Buena Vista CC, Lake Buena Vista, FL	72/6706
1984	Larry Nelson	266	Hubert Green	267	Palm, Walt Disney World, Lake Buena Vista, FL	72/6941
					Magnolia, Walt Disney World, Lake Buena Vista, FL	72/7190
					Lake Buena Vista CC, Lake Buena Vista, FL	72/6706
<b>WALT DISNEY WORLD/OLDSMOBILE CLASSIC</b>						
1985	Lanny Wadkins	267	Mike Donald Scott Hoch	268	Palm, Walt Disney World, Lake Buena Vista, FL	72/6941
					Magnolia, Walt Disney World, Lake Buena Vista, FL	72/7190
					Lake Buena Vista CC, Lake Buena Vista, FL	72/6706



# NATIONAL CAR RENTAL GOLF CLASSIC AT WALT DISNEY WORLD RESORT



## TOURNAMENT HISTORY

Year	Winner	Score	Runner-up	Score	Location	Par/Yards
1986	*Raymond Floyd	275	Lon Hinkle Mike Sullivan	275	Palm, Walt Disney World, Lake Buena Vista, FL Magnolia, Walt Disney World, Lake Buena Vista, FL Lake Buena Vista CC, Lake Buena Vista, FL	72/6941 72/7190 72/6706
1987	Larry Nelson	268	Morris Hatafsky Mark O'Meara	269	Palm, Walt Disney World, Lake Buena Vista, FL Magnolia, Walt Disney World, Lake Buena Vista, FL Lake Buena Vista CC, Lake Buena Vista, FL	72/6941 72/7190 72/6706
Year	Winner	Score	Runner-up	Score	Location	Par/Yards
1988	*Bob Lohr	263	Chip Beck	263	Palm, Walt Disney World, Lake Buena Vista, FL Magnolia, Walt Disney World, Lake Buena Vista, FL Lake Buena Vista CC, Lake Buena Vista, FL	72/6941 72/7190 72/6706
1989	Tim Simpson	272	Donnie Hammond	273	Palm, Walt Disney World, Lake Buena Vista, FL Magnolia, Walt Disney World, Lake Buena Vista, FL Lake Buena Vista CC, Lake Buena Vista, FL	72/6941 72/7190 72/6706
1990	Tim Simpson	264	John Mahaffey	265	Palm, Walt Disney World, Lake Buena Vista, FL Magnolia, Walt Disney World, Lake Buena Vista, FL Lake Buena Vista CC, Lake Buena Vista, FL	72/6941 72/7190 72/6706
1991	Mark O'Meara	267	David Peoples	268	Palm, Walt Disney World, Lake Buena Vista, FL Magnolia, Walt Disney World, Lake Buena Vista, FL Lake Buena Vista CC, Lake Buena Vista, FL	72/6941 72/7190 72/6706
1992	John Huston	262	Mark O'Meara	265	Palm, Walt Disney World, Lake Buena Vista, FL Magnolia, Walt Disney World, Lake Buena Vista, FL Lake Buena Vista CC, Lake Buena Vista, FL	72/6941 72/7190 72/6706
1993	Jeff Maggert	265	Greg Kraft	268	Palm, Walt Disney World, Lake Buena Vista, FL Magnolia, Walt Disney World, Lake Buena Vista, FL Lake Buena Vista CC, Lake Buena Vista, FL	72/6941 72/7190 72/6706
1994	Rick Fehr	265	Craig Stadler Fuzzy Zoeller	271	Palm, Walt Disney World, Lake Buena Vista, FL Magnolia, Walt Disney World, Lake Buena Vista, FL Eagle Pines, Lake Buena Vista, FL	72/6941 72/7190 72/6772
1995	-Brad Bryant	198	Hal Sutton Ted Tryba	199	Palm, Walt Disney World, Lake Buena Vista, FL Magnolia, Walt Disney World, Lake Buena Vista, FL Lake Buena Vista CC, Lake Buena Vista, FL	72/6941 72/7190 72/6819
1996	Tiger Woods	267	Payne Stewart	268	Palm, Walt Disney World, Lake Buena Vista, FL Magnolia, Walt Disney World, Lake Buena Vista, FL Lake Buena Vista CC, Lake Buena Vista, FL	72/6957 72/7190 72/6819
1997	*David Duval	270	Dan Forsman	270	Palm, Walt Disney World, Lake Buena Vista, FL Magnolia, Walt Disney World, Lake Buena Vista, FL Lake Buena Vista CC, Lake Buena Vista, FL	72/6957 72/7190 72/6819
NATIONAL CAR RENTAL GOLF CLASSIC AT WALT DISNEY WORLD RESORT						
1998	John Huston	272	Davis Love III	273	Palm, Walt Disney World, Lake Buena Vista, FL Magnolia, Walt Disney World, Lake Buena Vista, FL	72/6967 72/7190

Tournament Record: 262—John Huston, 1992  
 Current Course Record:  
   Palm 61—Mark Lye, 1984  
   Lake Buena Vista 61—Bob Tway, 1989  
   Magnolia 61—Payne Stewart, 1990

KEY: \* = Playoff      ~ = Weather-shortened

# 1998 TOUR CHAMPIONSHIP

East Lake Golf Club, Atlanta, GA  
Par: 35-35—70 Yards:6,980

Purse: \$4,000,000  
October 29-November 1, 1998



**LEADERS: First Round**—Vijay Singh opened with a course-record 7-under-par 63. Billy Mayfair trailed by three strokes. Tom Lehman and Jim Furyk were four back. **Second Round**—Singh added a 70 for a 7-under-par 133 total. Furyk trailed by two strokes and Hal Sutton was three behind. **Third Round**—Singh, at 7-under-par 203, led Sutton and Furyk by one stroke. Jesper Parnevik was four back and Justin Leonard trailed by five.



**CUT:** There was no cut; all 30 players completed 72 holes.

**WEATHER:** Beautiful all week. Temperatures around 80 with 8-12 mph winds each day.

**Winner : Hal Sutton 69-67-68-70 274 \$720,000.00**

*(Won playoff with birdie-2 on first extra hole)*

Vijay Singh .....	2	63-70-70-71	274	\$432,000.00
Jim Furyk .....	T3	67-68-69-71	275	\$234,000.00
Jesper Parnevik .....	T3	70-70-67-68	275	\$234,000.00
Steve Stricker .....	T5	69-71-71-69	280	\$146,666.67
Scott Verplank .....	T5	70-70-71-69	280	\$146,666.67
Justin Leonard .....	T5	68-72-68-72	280	\$146,666.66
David Duval .....	T8	75-69-69-68	281	\$120,533.34
Davis Love III .....	T8	70-71-70-70	281	\$120,533.33
Bob Tway .....	T8	71-70-70-70	281	\$120,533.33
John Huston .....	T11	72-72-70-68	282	\$105,200.00
Jeff Sluman .....	T11	68-72-71-71	282	\$105,200.00
Billy Mayfair .....	T13	66-77-71-69	283	\$95,200.00
Mark O'Meara .....	T13	71-70-71-71	283	\$95,200.00
Tom Lehman .....	15	67-70-75-72	284	\$88,000.00
Jeff Maggert .....	16	73-70-71-71	285	\$84,800.00
Phil Mickelson .....	17	73-74-69-70	286	\$81,600.00
Glen Day .....	T18	73-70-69-75	287	\$79,200.00
Tom Watson .....	T18	73-71-69-74	287	\$79,200.00
Tiger Woods .....	20	75-76-69-69	289	\$76,800.00
John Cook .....	T21	73-75-71-71	290	\$73,600.00
Scott Hoch .....	T21	73-71-74-72	290	\$73,600.00
Andrew Magee .....	T21	73-73-75-69	290	\$73,600.00
Fred Couples .....	T24	73-67-75-76	291	\$68,200.00
Fred Funk .....	T24	73-68-74-76	291	\$68,200.00
Lee Janzen .....	T24	77-72-71-71	291	\$68,200.00
Payne Stewart .....	T24	69-72-76-74	291	\$68,200.00
Bob Estes .....	28	71-76-74-71	292	\$65,600.00
Mark Calcavecchia ...	29	73-73-73-75	294	\$64,800.00
Nick Price .....	30	74-76-72-75	297	\$64,000.00

# THE TOUR CHAMPIONSHIP



## TOURNAMENT HISTORY

Year	Winner	Score	Runner-up	Score	Location	Par/Yards
<b>NABISCO CHAMPIONSHIPS OF GOLF</b>						
1987	Tom Watson	268	Chip Beck	270	Oak Hills CC, San Antonio, TX	70/6576
<b>NABISCO GOLF CHAMPIONSHIPS</b>						
1988	*Curtis Strange (won playoff with birdie on second extra hole)	279	Tom Kite	279	Pebble Beach GL, Monterey Peninsula, CA	72/6815
<b>NABISCO CHAMPIONSHIPS</b>						
1989	*Tom Kite (won playoff with par on second extra hole)	276	Payne Stewart	276	Harbour Town GL, Hilton Head, SC	71/6657
1990	*Jodie Mudd (won playoff with birdie on first extra hole)	273	Billy Mayfair	273	Champions GC, Houston, TX	71/7187
<b>THE TOUR CHAMPIONSHIP</b>						
1991	*Craig Stadler (won playoff with birdie on second extra hole)	279	Russ Cochran	279	Pinehurst No. 2, Pinehurst, NC	71/7005
1992	Paul Azinger	276	Lee Janzen Corey Pavin	279	Pinehurst No. 2, Pinehurst, NC	71/7005
1993	Jim Gallagher, Jr.	277	David Frost John Huston Greg Norman Scott Simpson	278	The Olympic Club, San Francisco, CA	71/6812
1994	*Mark McCumber (won playoff with birdie on first extra hole)	274	Fuzzy Zoeller	274	The Olympic Club, San Francisco, CA	71/6812
1995	Billy Mayfair	280	Steve Elkington Corey Pavin	283	Southern Hills CC, Tulsa, OK	70/6834
1996	Tom Lehman	268	Brad Faxon	274	Southern Hills CC, Tulsa, OK	70/6834
1997	David Duval	273	Jim Furyk	274	Champions GC, Houston, TX	71/7200
1998	*Hal Sutton (won playoff with birdie on first extra hole)	274	Vijay Singh	274	East Lake GC, Atlanta, GA	72/7108

NOTE: Each year, the top 30 PGA TOUR members on the official money list compete at the season-ending TOUR Championship.

Tournament Record:	268—Tom Watson, 1987 (Oak Hills CC); Tom Lehman, 1996 (Southern Hills CC)
Tournament 18-Hole Record:	63—Wayne Levi, 1989 (Harbour Town GL); Wayne Levi, 1990 (Champions GC); Jim Gallagher, Jr., 1993 (Olympic Club); Vijay Singh, 1998 (East Lake GC)

KEY: \* = Playoff

# 1998 SUBARU SARAZEN WORLD OPEN



**Legends at Chateau Elan, Braselton, CA**  
Par 36-36-72      Yards: 6,993

**Purse: \$2,000,000**  
**November 4-8, 1998**

**LEADERS: First Round**—Bob Tway opened with a 6-under-par 66. Edward Fryatt trailed by one stroke while Bernhard Langer and Greg Turner were two back. **Second Round**—Fryatt, at 10-under 134, had a two-stroke advantage over Tway. Ricardo Gonzalez and Andrew Coltart were two back. **Third Round**—Tway, at 14-under 202, had a one-stroke lead over Dudley Hart. Gonzalez was five back.

**CUT:** 56 players (low 50 scores and ties) at 4-over-par 148 from a field of 98.

**PRO-AM:** \$7,500. Team—Clinton Whitelaw, 52, \$1,500.

**WEATHER:** Temperature in the low 50s Thursday and Friday with clear skies. Warming to 56 Saturday. Light rain and in the 50s Sunday.

Winner: Dudley Hart		72-69-62-69		272		\$360,000.00			
Bob Tway .....	2	66-70-66-74	276	\$210,000.00	Johan Rystrom ...	T28	76-72-72-72	292	\$13,166.66
Bernhard Langer .....	3	68-72-69-68	277	\$124,000.00	Desvonde Botes ..	T31	72-72-72-77	293	\$11,000.00
John Huston .....	4	70-71-72-65	278	\$80,000.00	Tim Conley .....	T31	72-74-76-71	293	\$11,000.00
Andrew Coltart .....	T5	69-68-73-69	279	\$67,500.00	Retief Goosen ....	T31	72-73-74-74	293	\$11,000.00
Miguel Angel Jimenez ...	T5	72-69-67-71	279	\$67,500.00	John Mellor .....	T31	75-69-76-73	293	\$11,000.00
Ricardo Gonzalez .....	7	69-68-70-73	280	\$60,000.00	Scott Verplank ....	T31	75-71-71-76	293	\$11,000.00
Peter O'Malley .....	8	73-67-72-69	281	\$55,000.00	Kevin Wentworth ..	T31	71-73-73-76	293	\$11,000.00
Bob Friend .....	T9	74-66-69-74	283	\$47,500.00	Jonathan Lomas ...	T37	72-72-77-73	294	\$9,750.00
Greg Turner .....	T9	68-72-68-75	283	\$47,500.00	Joakim Rask .....	T37	74-70-75-75	294	\$9,750.00
Mark McNulty .....	T11	69-72-73-70	284	\$38,500.00	Payne Stewart ....	T37	71-75-74-74	294	\$9,750.00
Peter Mitchell .....	T11	72-71-72-69	284	\$38,500.00	Clinton Whitelaw ..	40	73-72-75-75	295	\$9,250.00
Brad Faxon .....	T13	69-76-69-71	285	\$32,500.00	Pedro Martinez ...	T41	75-71-72-78	296	\$8,825.00
Padraig Harrington .....	T13	70-73-67-75	285	\$32,500.00	Gustavo Mendoza ..	T41	76-71-77-72	296	\$8,825.00
Stephen Leaney .....	T15	72-72-70-72	286	\$26,333.34	Patrik Sjolund ....	T41	75-71-74-76	296	\$8,825.00
David Carter .....	T15	73-72-69-72	286	\$26,333.33	Kevin Stone .....	T41	74-73-74-75	296	\$8,825.00
Garrett Willis .....	T15	73-67-75-71	286	\$26,333.33	Billy Andrade .....	T45	74-73-75-75	297	\$7,750.00
Trevor Dodds .....	18	71-70-72-74	287	\$24,000.00	Tripp Isenhour ....	T45	77-71-71-78	297	\$7,750.00
Adam Mednick .....	19	73-71-70-74	288	\$23,000.00	Gustavo Rojas ....	T45	75-73-74-75	297	\$7,750.00
Stewart Cink .....	T20	72-68-75-74	289	\$20,000.00	Steve Allan .....	T48	78-68-74-78	298	\$6,983.34
Philip Jonas .....	T20	76-70-71-72	289	\$20,000.00	Rodrigo Cuello ....	T48	75-72-77-74	298	\$6,983.33
Michael R. Long .....	T20	72-68-75-74	289	\$20,000.00	Bradley Dredge ...	T48	74-74-73-77	298	\$6,983.33
Gordon Sherry .....	T20	71-72-75-71	289	\$20,000.00	Jorge Berendt .....	51	73-75-74-78	300	\$6,600.00
Craig Stadler .....	T20	70-71-72-76	289	\$20,000.00	Lars Tingvall .....	52	69-78-81-73	301	\$6,400.00
Edward Fryatt .....	25	67-67-83-73	290	\$17,000.00	Jong-Duk Kim .....	53	74-73-75-80	302	\$6,150.00
Christian Chernock .....	T26	69-71-74-77	291	\$15,500.00	Kevin Carissimi ....	54	74-73-83-73	303	\$6,100.00
Paul McGinley .....	T26	73-68-73-77	291	\$15,500.00	Taimur Hussain ....	55	72-74-81-77	304	\$6,050.00
Mark Calcavecchia .....	T28	72-74-70-76	292	\$13,166.67	Frank Nobilo .....	56	76-72-78-81	307	\$6,000.00
Sven Struver .....	T28	73-75-71-73	292	\$13,166.67					

## The following players did not finish (C=cut, W=withdrew, D=disqualified)

**C—149-** Warren Bennett, Tom Kite, Erol Simsek. **150-** Hong Chia-Yuh, Wallie Coetsee, James Loughnane, Thomas Nielsen, Des Terblanche, Sam Torrance, Chi Huang Tsai. **151-** Jose Cantero, Antony Christie, Ruberlei Felizardo, Mathias Gronberg, Carl Watts. **152-** Ignacio Feliu, Knud Storgaard. **153-** Michael Jonzon. **154-** Kalle Brink, Fredrik Henge, Soren Kjeldsen, Anthony Musgrave. **155-** Elliot Boulton, Paul Friedlander, Phil Golding, Arden Knoll. **156-** Imdad Hussain. **157-** Darin Anderson, Christian Cevaer, Miguel Fernandez. **158-** Feroz Ali, Dimitri Bieri, Kyoung-Ju Choi, Nasho Kamungeremu. **159-** Daniel Krajic. **160-** Ghulam Nabi. **161-** Mukesh Chand. **163-** Warrick Druian. **169-** Cheng Jun, Brad Park

# SUBARU SARAZEN WORLD OPEN



## TOURNAMENT HISTORY

Year	Winner	Score	Runner-up	Score	Location	Par/Yards
<b>SARAZEN WORLD OPEN CHAMPIONSHIP</b>						
1994	Ernie Els	273	Fred Funk	276	Legends at Chateau Elan, Braselton, GA	72/6955
1995	~Frank Nobile	208	Miguel Angel Jimenez	209	Legends at Chateau Elan, Braselton, GA	72/6955
			Mark McNulty			
1996	Frank Nobile	272	Scott Hoch	276	Legends at Chateau Elan, Braselton, GA	72/6955
<b>SUBARU SARAZEN WORLD OPEN</b>						
1997	Mark Calcavecchia	271	Lee Westwood	274	Legends at Chateau Elan, Braselton, GA	72/6993
1998	Dudley Hart	272	Bob Tway	276	Legends at Chateau Elan, Braselton, GA	72/6993

**NOTE: The Subaru Sarazen World Open is not on the 1999 Challenge Season schedule**

Tournament Record: 271—Mark Calcavecchia (1997)  
Current Course Record: 62—Mark Calcavecchia (1997)

KEY: ~ = Weather-shortened



# 1998 FRANKLIN TEMPLETON SHARK SHOOTOUT



Sherwood CC, Thousand Oaks, CA  
Par 36-36-72 Yards: 7,025

Purse: \$1,100,000  
November 13-15, 1998

Round #1 format: Alternate Shot  
Round #2 format: Best Ball  
Round #3 format: Scramble

**LEADERS: First Round**—John Daly and Fuzzy Zoeller, at 7-under-par 65, led Costantino Rocca and Scott Hoch by one stroke. **Second Round**—Davis Love III/Brad Faxon, at 14-under-par 130, led Daly/Zoeller, Steve Elkington/Greg Norman, Rocca/Hoch, Tom Kite/Billy Mayfair and Billy Andrade/Jay Haas by one stroke.

**WEATHER:** Cool with frost Friday morning, sunny and in the 80s in the afternoon. Cool with frost Saturday morning, partly cloudy in the afternoon. Cool with frost Sunday morning, sunny and in the 80s in the afternoon.

Winners: Steve Elkington/Greg Norman\* 67-64-58 189 \$160,000.00 each

2	John Cook/Peter Jacobson	68-66-55	189	\$90,000.00 each
3	Costantino Rocca/Scott Hoch	66-65-60	191	\$61,000.00 each
T4	John Daly/Fuzzy Zoeller III	65-66-61	192	\$44,666.67 each
	Brad Faxon/Davis Love III	68-62-62	192	\$44,666.67 each
	Tom Kite/Billy Mayfair	69-62-61	192	\$44,666.67 each
7	Fred Couples/Justin Leonard	69-65-59	193	\$39,500.00 each
T8	Ben Crenshaw/Craig Stadler	70-66-59	195	\$35,750.00 each
	Bruce Lietzke/Scott McCarron	72-62-61	195	\$35,750.00 each
10	Glen Day/Hal Sutton	68-68-60	196	\$32,500.00 each
11	Billy Andrade/Jay Haas	68-63-66	197	\$31,500.00 each
12	Mark Calcavecchia/Andrew Magee	73-65-60	198	\$30,000.00 each

\*Norman/Elkington won playoff with birdie-3 on third extra hole.

## TOURNAMENT HISTORY

Year	Winner	Score	Runners-up	Score	Location	Par/Yards
<b>RMCC INVITATIONAL</b>						
1989	Curtis Strange/ Mark O'Meara	190	Tom Weiskopf/ Lanny Wadkins	196	Sherwood CC Thousand Oaks, CA	72/7025
1990	Raymond Floyd/ Fred Couples	182	Bernhard Langer/ John Mahaffey	187	Sherwood CC Thousand Oaks, CA	72/7025
<b>SHARK SHOOTOUT BENEFITING RMCC</b>						
1991	Tom Purtzer/ Lanny Wadkins	189	Peter Jacobsen/ Arnold Palmer	193	Sherwood CC Thousand Oaks, CA	72/7025
<b>FRANKLIN FUNDS SHARK SHOOTOUT</b>						
1992	Davis Love III/ Tom Kite	191	Greg Norman/ Jack Nicklaus	192	Sherwood CC Thousand Oaks, CA	72/7025
1993	Steve Elkington/ Raymond Floyd	188	Fred Couples/ Raymond Floyd Nick Price/ Billy Ray Brown Hale Irwin/ Bruce Lietzke Hale Irwin/ Bruce Lietzke Mark O'Meara/ Curtis Strange Mark Calcavecchia/ Brad Faxon Tom Kite/ Davis Love III	189	Sherwood CC Thousand Oaks, CA	72/7025

## FRANKLIN TEMPLETON SHARK SHOOTOUT



### TOURNAMENT HISTORY

Year	Winner	Score	Runners-up	Score	Location	Par/Yards
1994	Fred Couples/ Brad Faxon	190	Curtis Strange/ Mark O'Meara	192	Sherwood CC Thousand Oaks, CA	72/7025
<b>FRANKLIN TEMPLETON SHARK SHOOTOUT</b>						
1995	Mark Calcavecchia/ Steve Elkington	184	Lee Janzen/ Chip Beck	185	Sherwood CC Thousand Oaks, CA	72/7025
1996	Jay Haas/ Tom Kite	187	Craig Stadler/ Lanny Wadkins Hale Irwin/ Lee Janzen	189	Sherwood CC Thousand Oaks, CA	72/7025
1997	Scott McCarron/ Bruce Lietzke	186	David Duval/ Scott Hoch	188	Sherwood CC Thousand Oaks, CA	72/7025
1998	*Steve Elkington/ Greg Norman	189	John Cook/ Peter Jacobsen	189	Sherwood CC Thousand Oaks, CA	72/7025

Tournament Record: 182—Raymond Floyd/Fred Couples (1990)  
 18-Hole Record: 55—Greg Norman/Nick Price (1993), John Cook/Peter Jacobsen (1998)

KEY: \* = Playoff

# 1998 WORLD CUP OF GOLF



Gulf Harbour, Auckland, New Zealand  
Par 36-36-72 Yards: 6,876

Purse: \$1,500,000  
November 19-22, 1998

**TEAM LEADERS: First Round**—Japan, with Yasuharu Imano's course-record 64 and a 70 from Mitsutaka Kusakabe, took a three-stroke lead with a 10-under-par 134. South Africa, with David Frost (66) and Nic Henning (71), was second at 137. Australia's Peter O'Malley (69) and Richard Green (69) were third at 138. **Second Round**—England moved into the lead by two strokes with a 282 total as Nick Faldo shot 68-70-138 and David Carter turned in 73-71-144. Australia and South Africa were at 284. **Third Round**—Argentina took the lead at 2-under-par 430 with Angel Cabrera (69-71-71-211) and Richard Gonzalez (73-74-72-219). England's Faldo (73-211) and Carter (76-220) were one stroke behind. Defending champion Ireland, with Paul McGinley (73-216) and Padraig Harrington (72-216), and Italy's Costantino Rocca (71-210) and Massimo Florioli (71-222) stood two back. The U.S. Team of Scott Verplank and John Daly were at 8 over par, 10 strokes back.

**INTERNATIONAL TROPHY (INDIVIDUAL) LEADERS: First Round**—Yasuharu Imano of Japan shot a course-record 64 to lead by one over Italy's Costantino Rocca. South Africa's David Frost was third with a 66. **Second Round**—England's Nick Faldo shot 70 and was at 6-under-par 138, good for a one-stroke lead over Ian Leggatt of Canada (70), Imano (75) and Rocca (74). **Third Round**—Rocca shot 71-210, six under par, for a one-stroke edge over Faldo (73) and Argentina's Angel Cabrera (71).

**WEATHER:** Partly sunny, breezy and warm Thursday. Mostly cloudy but cooler with gusting winds Friday. Cold and overcast Saturday, with strong winds gusting up to 40 mph. Mostly sunny and warm Sunday, with winds diminishing.

<b>Winner:</b>		<b>ENGLAND—568 (-8)</b>		
	Nick Faldo	68-70-73-69	280	\$200,000.00
	David Carter	73-71-76-68	288	\$200,000.00
2 ITALY - 570 (-6)				
	Costantino Rocca	65-74-71-70	280 (-8)	\$100,000
	Massimo Florioli	74-77-71-68	290 (+2)	\$100,000
T3 UNITED STATES - 571 (-5)				
	John Daly	70-77-77-68	292 (+4)	\$50,833
	Scott Verplank	70-72-74-63	279 (-9)	\$50,833
T3 SCOTLAND - 571 (-5)				
	Colin Montgomerie	72-69-75-68	284 (-4)	\$50,833
	Andrew Coltart	70-74-77-66	287 (-1)	\$50,833
T3 ARGENTINA - 571 (-5)				
	Angel Cabrera	69-71-71-73	284 (-4)	\$50,833
	Ricardo Gonzalez	73-74-72-68	287 (-1)	\$50,833
6 IRELAND - 572 (-4)				
	Padraig Harrington	72-72-72-71	287 (-1)	\$30,000
	Paul McGinley	67-76-73-69	285 (-3)	\$30,000
T7 ZIMBABWE - 573 (-3)				
	Mark McNulty	67-78-73-67	285 (-3)	\$19,250
	Tony Johnstone	72-73-73-70	288 (0)	\$19,250
T7 NEW ZEALAND - 573 (-3)				
	Frank Nobilo	72-76-73-70	291 (+3)	\$19,250
	Greg Turner	73-71-70-68	282 (-6)	\$19,250
9 AUSTRALIA - 574 (-2)				
	Peter O'Malley	69-73-74-67	283 (-5)	\$14,000
	Richard Green	69-73-77-72	291 (+3)	\$14,000
10 SPAIN - 579 (+3)				
	Santiago Luna	71-74-77-68	290 (+2)	\$12,000
	Miguel Angel Martin	76-70-74-69	289 (+1)	\$12,000
T11 SWEDEN - 580 (+4)				
	Patrik Sjöland	68-77-74-63	282 (-6)	\$9,250
	Mathias Grönberg	70-80-77-71	298 (+10)	\$9,250
T11 JAPAN - 580 (+4)				
	Mitsutaka Kusakabe	70-80-80-69	299 (+11)	\$9,250
	Yasuharu Imano	64-75-75-67	281 (-7)	\$9,250
T13 COLOMBIA - 581 (+5)				
	Rigoberto Velasquez	72-77-73-74	296 (+8)	\$7,000
	Gustavo Mendoza	70-76-74-65	285 (-3)	\$7,000
T13 CANADA - 581 (+5)				
	Ian Leggatt	69-70-76-69	284 (-4)	\$7,000
	Rick Gibson	71-76-77-73	297 (+9)	\$7,000

## WORLD CUP OF GOLF



WORLD CUP GOLF

15 FRANCE - 583 (+7)				
Jean Van De Velde	72-75-72-70	289	(+1)	\$5,500
Thomas Levet	69-76-75-74	294	(+6)	\$5,500
T16 CHILE - 589 (+13)				
Roy MacKenzie	68-78-76-74	296	(+8)	\$4,750
Guillermo Encina	72-73-77-71	293	(+5)	\$4,750
T16 SOUTH AFRICA - 589 (+13)				
David Frost	66-74-75-71	286	(-2)	\$4,750
Nic Henning	71-73-80-79	303	(+15)	\$4,750
18 WALES - 590 (+14)				
Ian Woosnam	70-74-81-71	296	(+8)	\$4,400
Phillip Price	72-79-72-71	294	(+6)	\$4,400
19 GERMANY - 592 (+16)				
Thomas Gogele	73-79-78-73	303	(+15)	\$4,300
Sven Strüver	69-74-76-70	289	(+1)	\$4,300
T20 PARAGUAY - 593 (+17)				
Felix Ramon Franco	71-78-76-73	298	(+10)	\$4,150
Pedro R. Martinez	75-71-76-73	295	(+7)	\$4,150
T20 SWITZERLAND - 593 (+17)				
Paolo Quirici	75-74-70-72	291	(+3)	\$4,150
Christopher Bovet	73-79-74-76	302	(+14)	\$4,150
22 DENMARK - 599 (+23)				
Soren Hansen	74-76-78-74	302	(+14)	\$4,000
Soren Kjeldsen	75-76-75-71	297	(+9)	\$4,000
T23 NORWAY - 602 (+26)				
Per Haugrud	74-81-76-76	307	(+19)	\$3,850
Oyvind Rojahn	72-75-75-73	295	(+7)	\$3,850
T23 KOREA - 602 (+26)				
Young Suk Kwon	74-77-76-77	304	(+16)	\$3,850
Kwang-Soo Choi	77-69-77-75	298	(+10)	\$3,850
25 MEXICO - 603 (+27)				
Esteban Toledo	72-72-76-70	290	(+2)	\$3,700
Cesar Perez	80-78-81-74	313	(+25)	\$3,700
26 MALAYSIA - 604 (+28)				
Periasamy Gunasagran	71-74-82-74	301	(+13)	\$3,600
Ali Kadir	71-79-75-78	303	(+15)	\$3,600
27 AUSTRIA - 607 (+31)				
Claude Grenier	72-73-81-70	296	(+8)	\$3,500
Karl Ableidinger	74-80-80-77	311	(+23)	\$3,500
28 BRAZIL - 613 (+37)				
Acacio Jorge	73-78-75-71	297	(+9)	\$3,400
Ruberlei Felizardo	75-80-85-76	316	(+28)	\$3,400
29 VENEZUELA - 614 (+38)				
Damaso Galban	77-80-81-78	316	(+28)	\$3,300
Miguel Martinez	75-74-78-71	298	(+10)	\$3,300
30 JAMAICA - 626 (+50)				
Seymour Rose	80-84-80-80	324	(+36)	\$3,200
Delroy Cambridge	72-79-80-71	302	(+14)	\$3,200
31 HOLLAND - 643 (+67)				
Ruben Wechgelaer	90-81-89-81	341	(+53)	\$3,100
Hayo Bensdorp	73-80-76-73	302	(+14)	\$3,100
32 LUXEMBOURG - 647 (+71)				
John Penning	75-80-84-76	315	(+27)	\$3,000
John Pickford	84-83-86-79	332	(+44)	\$3,000

### INTERNATIONAL TROPHY

1	Scott Verplank (USA)	70-72-74-63	279	\$100,000
2	Costantino Rocca (Italy)	65-74-71-70	280	\$37,500
	Nick Faldo (England)	68-70-73-69	280	\$37,500
4	Yasuharu Imano (Japan)	64-75-75-67	281	\$15,000
5	Patrik Sjoland (Sweden)	68-77-74-63	282	\$5,000
	Greg Turner (New Zealand)	73-71-70-68	282	\$5,000

# 1998 PGA TOUR QUALIFYING TOURNAMENT



PGA West  
Weiskopf Private Course  
Par: 36-36—72 Yards: 7,164  
La Quinta Resort  
Dunes Course  
Par: 37-35—37 Yards: 6,747  
La Quinta, CA

Purse: \$1,082,500  
November 18-23, 1998

Approximately 1,100 applications were received, with 13 first-stage regionals and six second-stage regionals held to reduce the field to 169 players for the final qualifying stage, which was six rounds with no cut.

The top 35 players and ties (a total of 41) received their PGA TOUR cards for 1999. The next 60 finishers earned fully exempt NIKE TOUR cards for 1999, and the balance of the field earned conditional NIKE TOUR status for 1999.

The following players earned their 1999 PGA TOUR cards:

**Winner : Mike Weir 75-65-66-68-70-64 408 \$50,000.00**

Jonathan Kaye .....	T2	65-71-64-69-72-70	411	\$37,500.00
Deane Pappas .....	T2	73-67-68-68-66-69	411	\$37,500.00
Greg Chalmers .....	T4	66-69-67-69-71-70	412	\$26,875.00
Pete Jordan .....	T4	66-72-68-67-70-69	412	\$26,875.00
Geoffrey Sisk .....	T4	67-74-69-67-65-70	412	\$26,875.00
Dave Stockton, Jr. ....	T4	67-69-70-70-69-67	412	\$26,875.00
Cameron Beckman .....	T8	71-74-66-66-68-68	413	\$25,000.00
Rich Beem .....	T8	69-68-70-71-69-66	413	\$25,000.00
Mike Brisky .....	T8	67-71-70-68-70-67	413	\$25,000.00
Brent Schwarrock .....	T11	66-69-68-68-73-70	414	\$25,000.00
Briny Baird .....	T12	71-66-68-68-70-72	415	\$25,000.00
P.H. Horgan III .....	T12	68-70-72-71-67-67	415	\$25,000.00
John Elliott .....	T14	73-68-67-69-70-69	416	\$25,000.00
Rick Fehr .....	T14	62-71-70-67-72-74	416	\$25,000.00
Ted Purdy .....	T14	65-67-73-72-68-71	416	\$25,000.00
Robert Allenby .....	T17	71-70-69-68-69-70	417	\$25,000.00
Craig Barlow .....	T17	67-70-69-70-68-73	417	\$25,000.00
Alan Bratton .....	T17	69-70-72-70-69-67	417	\$25,000.00
Chris Couch .....	T17	69-70-67-68-71-72	417	\$25,000.00
Bo Van Pelt .....	T17	73-70-67-70-65-72	417	\$25,000.00
Charles Warren .....	T17	68-71-69-70-70-69	417	\$25,000.00
Ty Armstrong .....	T23	71-67-73-67-68-72	418	\$25,000.00
Jeff Brehaut .....	T23	73-70-68-67-71-69	418	\$25,000.00
Katsumasa Miyamoto ..	T23	67-73-71-69-71-67	418	\$25,000.00
Jay Delsing .....	T26	68-69-69-69-73-72	420	\$25,000.00
Steve Jurgensen .....	T26	69-69-72-72-68-70	420	\$25,000.00
Chris Riley .....	T26	74-70-71-71-66-68	420	\$25,000.00
Chris Smith .....	T26	66-71-69-67-72-75	420	\$25,000.00
Jay Williamson .....	T26	72-73-66-71-66-72	420	\$25,000.00
Danny Briggs .....	T31	71-71-69-71-70-69	421	\$25,000.00
Brian Gay .....	T31	64-70-73-71-68-75	421	\$25,000.00
Dicky Pride .....	T31	72-66-70-73-69-71	421	\$25,000.00
David Seawell .....	T31	67-72-71-69-74-68	421	\$25,000.00
Scott Dunlap .....	T35	65-73-68-71-72-73	422	\$25,000.00
Carlos Franco .....	T35	68-75-71-69-66-73	422	\$25,000.00
Kent Jones .....	T35	70-71-71-75-64-71	422	\$25,000.00
Tim Loutstalot .....	T35	69-66-68-70-76-73	422	\$25,000.00
Perry Moss .....	T35	67-71-68-69-71-76	422	\$25,000.00
Clarence Rose .....	T35	68-68-70-73-69-74	422	\$25,000.00
Rory Sabbatini .....	T35	69-71-76-69-70-67	422	\$25,000.00



# 1998 PGA TOUR QUALIFYING TOURNAMENT



The following players earned fully exempt NIKE TOUR status as the next number of finishers nearest 50 after the Qualifying Tournament graduates:

Greg Bruckner	T42	70-69-75-71-73-65	423	\$4,000.00	Joey Gullion	T67	74-72-71-72-72-65	426	\$4,000.00
Michael Clark	T42	71-69-73-66-73-71	423	\$4,000.00	Spike McRoy	T67	70-75-69-69-74-69	426	\$4,000.00
Todd Demsey	T42	69-69-73-69-71-72	423	\$4,000.00	Kevin Riley	T67	72-70-73-67-72-72	426	\$4,000.00
Kevin Dillen	T42	71-69-68-74-70-71	423	\$4,000.00	Ronnie Black	T75	75-72-71-68-73-68	427	\$4,000.00
Edward Fryatt	T42	72-70-68-72-69-72	423	\$4,000.00	Ren Budde	T75	80-71-65-74-70-67	427	\$4,000.00
Kelly Gibson	T42	67-73-67-72-77-67	423	\$4,000.00	Robin Byrd	T75	72-76-69-72-69-69	427	\$4,000.00
Dino Lucchesi	T42	65-76-73-72-71-66	423	\$4,000.00	Donnie Hammond	T75	73-71-71-69-71-72	427	\$4,000.00
Brett Quigley	T42	71-68-75-68-73-68	423	\$4,000.00	Shaun Micheal	T75	73-70-68-74-67-75	427	\$4,000.00
Tom Silva	T42	66-69-70-73-72-73	423	\$4,000.00	Shane Supple	T75	72-68-71-71-77-68	427	\$4,000.00
Steven Young	T42	70-68-71-73-71-70	423	\$4,000.00	Tray Tyner	T75	73-75-68-74-70-67	427	\$4,000.00
David Berganio, Jr.	T52	66-69-70-73-72-74	424	\$4,000.00	Charlie Wi	T75	68-71-70-75-72-71	427	\$4,000.00
Guy Boros	T52	76-75-67-70-68-68	424	\$4,000.00	Brian Fogt	T83	72-66-75-69-71-75	428	\$4,000.00
Patrick Burke	T52	66-70-72-72-74-70	424	\$4,000.00	Gibby Gilbert	T83	71-68-73-71-75-70	428	\$4,000.00
Paul Curry	T52	72-68-72-71-72-69	424	\$4,000.00	Ken Green	T83	72-69-74-69-73-71	428	\$4,000.00
Dave Schreyer	T52	70-70-69-69-73-73	424	\$4,000.00	Ryan Hietala	T83	70-71-67-74-73-73	428	\$4,000.00
Mike Sullivan	T52	70-72-73-69-69-71	424	\$4,000.00	Craig Matthew	T83	69-69-69-74-72-75	428	\$4,000.00
Brian Tennyson	T52	70-75-71-71-70-67	424	\$4,000.00	Pat Nanne, Jr.	T83	69-69-74-70-75-71	428	\$4,000.00
Vance Veazey	T52	66-74-68-72-71-73	424	\$4,000.00	Matt Peterson	T83	72-71-73-73-70-69	428	\$4,000.00
Dave Barr	T60	73-69-71-72-68-72	425	\$4,000.00	Brett Wayment	T83	71-73-68-72-72-72	428	\$4,000.00
Brian Claar	T60	72-74-71-66-69-73	425	\$4,000.00	Ed Humenik	T91	68-71-71-69-74-76	429	\$4,000.00
Jerry Foltz	T60	73-73-70-74-68-67	425	\$4,000.00	Tripp Isenhour	T91	69-74-72-72-74-68	429	\$4,000.00
Robert Gomez	T60	71-71-68-72-71-72	425	\$4,000.00	Stephen Leaney	T91	69-75-69-69-76-71	429	\$4,000.00
Chad Ginn	T60	67-73-71-67-75-72	425	\$4,000.00	Mike Standly	T91	72-72-72-71-71-71	429	\$4,000.00
J.J. Henry	T60	71-67-75-72-69-71	425	\$4,000.00	Jason Tyska	T91	76-71-71-70-70-71	429	\$4,000.00
Don Walsworth	T60	71-70-71-74-70-69	425	\$4,000.00	Fred Wadsworth	T91	69-74-74-70-71-71	429	\$4,000.00
Rich Barcelo	T67	74-73-67-70-72-70	426	\$4,000.00	Ashley Chinner	T97	69-76-75-69-70-71	430	\$4,000.00
Curt Byrum	T67	69-66-74-71-73-73	426	\$4,000.00	Paul Claxton	T97	69-73-71-70-72-75	430	\$4,000.00
Joel Edwards	T67	67-69-74-72-71-73	426	\$4,000.00	Bob Gilder	T97	69-70-73-69-73-76	430	\$4,000.00
Matt Gogel	T67	74-71-70-67-73-71	426	\$4,000.00	Jeff Klein	T97	70-76-70-73-70-71	430	\$4,000.00
Matthew Goggin	T67	70-76-72-75-68-65	426	\$4,000.00	Tim Petrovic	T97	71-73-75-72-67-72	430	\$4,000.00

The following players are non-exempt members of the 1999 NIKE TOUR:

Chad Campbell	T102	71-72-69-73-77-69	431	Shane Tait	T112	72-70-74-72-68-77	433	Conrad Ray	T142	72-72-74-70-71-79	438
Brian Kamm	T102	70-70-75-70-72-74	431	Chris Zambri	T112	70-73-68-72-74-76	433	Dean Wilson	T142	68-72-74-75-78-71	438
Steve Pope	T102	70-72-74-71-71-73	431	Billy Anderson	T124	72-71-69-75-73-74	434	Kris Cox	T144	70-77-68-76-71	439
Jerry Smith	T102	72-70-69-71-71-78	431	Pat Bates	T124	69-71-72-71-75-76	434	Jim M. Johnson	T144	72-73-76-72-74-72	439
Jay Hobby	T106	73-76-69-72-74-68	432	Shane Bertsch	T124	71-69-75-71-74-74	434	Greg Towne	T144	74-74-73-75-71-72	439
Jon Hurst	T106	75-73-73-71-68-72	432	Gary Christian	T124	71-72-72-74-72-73	434	Steve Woods	T144	69-73-75-69-74-79	439
Eric Johnson	T106	74-73-71-77-70-67	432	Steve Ford	T124	67-73-73-75-75-71	434	Darrett Brinker	T148	74-73-73-76-73-71	440
Richard Johnson	T106	69-73-75-70-74-71	432	Jeff Gove	T124	75-73-76-67-75-68	434	Ryan Howison	T148	74-73-73-70-74-76	440
Dick Mast	T106	70-75-74-69-72-72	432	Bob Heintz	T124	66-73-75-71-71-78	434	Craig Perks	T148	75-77-68-75-73-72	440
Fran Quinn	T106	71-74-73-69-72-73	432	Angel Franco	T131	72-72-72-71-72-76	435	John Rollins	T151	72-74-70-73-75-77	441
Brian Bateman	T112	70-71-76-70-72-74	433	Gary Nicklaus	T131	76-70-71-75-72-71	435	Kenneth Staton	T151	68-74-75-76-71-77	441
James Blair	T112	73-73-77-69-71-70	433	Chris Tidland	T131	75-78-73-71-71-67	435	Wes Tuck	T151	77-75-74-72-71-72	441
Ben Ferguson	T112	71-72-74-70-76-70	433	Roy Biancalana	T134	70-72-75-78-70-71	436	John Bizik	T154	71-72-75-75-74-76	443
Marco Gortana	T112	73-70-72-73-71-74	433	Steve Gotsche	T134	74-69-74-71-75-73	436	John Kernohan	T154	75-72-70-77-81-68	443
Mike Grob	T112	70-69-71-77-73-73	433	Mike Meehan	T134	72-71-75-69-75-74	436	Patrick Lee	T154	72-70-79-77-71-74	443
Steve Haskins	T112	71-69-71-77-75-70	433	Christian Chernock	T137	74-73-71-72-74-73	437	Alex Munoz	T157	74-74-77-73-71-75	444
Chris Kaufman	T112	72-73-70-71-71-76	433	Joe Daley	T137	69-74-76-72-71-75	437	Rick Dalpos	T158	74-72-74-75-75-76	446
Rob McKelvey	T112	71-74-71-74-72-71	433	Ron Ewing	T137	73-71-70-73-74-76	437	Tony Bordwell	T159	75-75-71-79-76-72	448
Sean Murphy	T112	69-74-72-70-73-75	433	Rick Price	T137	74-70-71-70-74-78	437	Eric Rustand	T160	78-71-71-76-76-77	449
Keith Nolan	T112	71-77-73-66-73-73	433	Jason Schultz	T137	73-74-76-73-71-70	437	Bob Lohr	T161	78-72-72-77-81-73	453

The following players withdrew:

360- Gene Sauers. 363- Mark Carnevale. 365- Michael Allen. 368- Chip Sullivan. 280-John Riegger. 281- Bobby Wadkins. 282- R.W. Eaks. 221- Craig Bowden.

## SUMMARY OF PAST QUALIFYING TOURNAMENTS



DATE	SITE	MEDALIST	CARDS GRANTED	APPLICANTS	FINAL FIELD	FORMAT
1965	PGA National GC Palm Beach Gardens, FL	John Schlee	17	49	49	144 holes
1966	PGA National GC Palm Beach Gardens, FL	Harry Toscano	32	99	99	144 holes
1967	PGA National GC Palm Beach Gardens, FL	Bobby Cole	30	111	111	144 holes
Spring 1968	PGA National GC Palm Beach Gardens, FL	Bob Dickson	15	81	81	144 holes
Fall 1968	PGA National GC Palm Beach Gardens, FL	Grier Jones	30	79	79	144 holes
Spring 1969	PGA National GC Palm Beach Gardens, FL	Bob Eastwood	15	91	91	144 holes
Fall 1969	PGA National GC Palm Beach Gardens, FL	Doug Olson	12	182	48	144 holes
1970	Tucson CC Tucson, AZ	Robert Barbarossa	18	250	60	72 holes, after nine 54-hole District Qualifiers
1971	PGA National GC Palm Beach Gardens, FL	Bob Zender	23	357	75	108 holes, after three 72-hole Regional Qualifiers
1972	Silverado CC Napa, CA	Larry Stubblefield John Adams	25	468	81	108 holes, after three 72-hole Regional Qualifiers
1973	Perdido Bay CC Pensacola, FL Dunes G.C. N. Myrtle Beach, SC	Ben Crenshaw	23	373	78	144 holes, after three 72-hole Regional Qualifiers
1974	Silverado CC Napa CA Canyon C.C. Palm Springs, CA	Fuzzy Zoeller	19	447	78	144 holes, after three 72-hole Regional Qualifiers
Spring 1975	Bay Tree Plantation N. Myrtle Beach, SC	Joey Dills	13	233	233	108 holes
Fall 1975	Walt Disney World Lake Buena Vista, FL	Jerry Pate	25	380	380	108 holes
Spring 1976	Bay Tree Plantation N. Myrtle Beach, SC	Bob Shearer Woody Blackburn	15	276	276	108 holes
Fall 1976	Rancho Viejo CC Valley International CC Brownsville, TX	Keith Fergus	29	349	349	108 holes
Spring 1977	Pinehurst CC Pinehurst, NC	Phil Hancock	26	408	408	108 holes

## SUMMARY OF PAST QUALIFYING TOURNAMENTS



DATE	SITE	MEDALIST	CARDS GRANTED	APPLICANTS	FINAL FIELD	FORMAT
Fall 1977	Pinehurst CC Pinehurst, NC	Ed Fiori	34	660	144	72 holes, after Sectional Qualifiers
Spring 1978	U. of New Mexico GC Albuquerque, NM	Wren Lum	28	502	150	72 holes, after five 72-hole Regional Qualifiers
Fall 1978	Waterwood Nat'l. CC Huntsville, TX	Jim Thorpe John Fought	27	606	120	72 holes, after five 72-hole Regional Qualifiers
Spring 1979	Pinehurst CC Pinehurst, NC	Terry Mauney	25	521	150	72 holes, after five 72-hole Regional Qualifiers
Fall 1979	Waterwood Nat'l. CC Huntsville, TX	Tom Jones	27	652	120	72 holes, after five 72-hole Regional Qualifiers
Spring 1980	Pinehurst C.C. Pinehurst, NC	Jack Spradlin	27	553	150	72 holes, after five 72-hole Regional Qualifiers
Fall 1980	Ft. Washington G&CC Fresno, Calif.	Bruce Douglass	27	621	120	72 holes, after five 72-hole Regional Qualifiers
Spring 1981	Walt Disney World Golf Resort Lake Buena Vista, FL	Billy Glisson	25	556	150	72 holes, after five 72-hole Regional Qualifiers
Fall 1981	Waterwood Nat'l. CC Huntsville, TX	Robert Thompson Tim Graham	34	513	120	72 holes, after six 72-hole Regional Qualifiers
1982	Tournament Players Club & Sawgrass Country Club Ponte Vedra, FL	Donnie Hammond	50	696	200	108 holes after eight Regional Qualifiers
1983	Tournament Players Club Ponte Vedra, FL	Willie Wood	57	624	144	108 holes after nine Regional Qualifiers
1984	La Quinta Hotel and GC Mission Hills CC La Quinta, CA	Paul Azinger	50	800	160	108 holes after 10 Regional Qualifiers
1985	Grenelefe Golf and Tennis Club Haines City, FL	Tom Sieckmann	50	825	162	108 holes after 11 Regional Qualifiers
1986	PGA West (Stadium Golf Course) La Quinta Hotel Golf & Tennis Resort (Dunes Course) La Quinta, CA	Steve Jones	53	750	186	108 holes after 14 Regionals
1987	Matanzas Woods GC Pine Lakes CC Palm Coast, FL	John Huston	54	800	183	108 holes after 11 Regionals
1988	La Quinta Hotel (Dunes Course) PGA West Jack Nicklaus Resort Course La Quinta, CA	Robin Freeman	52	750	183	108 holes after 11 Regionals

## SUMMARY OF PAST QUALIFYING TOURNAMENTS



DATE	SITE	MEDALIST	CARDS GRANTED	APPLICANTS	FINAL FIELD	FORMAT
1989	TPC at The Woodlands The Woodlands Inn & CC The Woodlands, TX	David Peoples	59	825	180	108 holes after 11 Regionals
1990	La Quinta Hotel (Dunes Course) PGA West Jack Nicklaus Resort Course La Quinta, CA	Duffy Waldorf	49	835	182	108 holes after 11 Regionals
1991	Grenelefe Resort & Conference Center Haines City, FL	Mike Standly	48	850	181	108 holes after 12 Regionals
1992	TPC at The Woodlands The Woodlands Inn & CC The Woodlands, TX	Massy Kuramoto Skip Kendall Brett Ogle Perry Moss Neale Smith	43	800	186	108 holes after 13 Regionals
1993	La Quinta Hotel (Dunes Course) PGA West Jack Nicklaus Resort Course La Quinta, CA	Ty Armstrong Dave Stockton, Jr. Robin Freeman	46	800	191	108 holes after 13 Regionals
1994	Grenelefe Resort & Conference Center Haines City, FL	Woody Austin	46	1000	185	108 holes after 13 Regionals
1995	Bear Lakes CC (Lakes and Links Courses) W. Palm Beach, FL	Carl Paulson	42	1000	190	108 holes after 15 Regionals
1996	La Purisma GC Lompoc, CA Sandpiper GC Goleta, CA	Allen Doyle Jimmy Johnston	49	1153	188	~90 holes after 17 Regionals
1997	Grenelefe Golf and Tennis Resort (West and South Courses) Grenelefe, FL	Scott Verplank	38	1200	168	108 holes after 17 Regionals
1998	PGA West (Weiskopf Private Course) La Quinta Resort (Dunes Course)	Mike Weir	41	1100	169	108 holes after 19 Regionals

~ Tournament shortened to 90 holes because of continuing rain and unplayable course conditions

**NOTE:** The American Professional Golfers also held a School in the fall of 1968, graduating 21. The 144-hole competition was played at Doral CC. The medalist was Martin Roesink.

## 1998 SKINS GAME



Rancho La Quinta CC, La Quinta, CA    Purse: \$1,000,000  
Par 35-36-71    Yards: 6,983    November 28-29, 1998

**WEATHER:** Saturday, late drizzle at the start, sunny and mild in the afternoon. Sunday, sunny and mild.

Holes 1-6:            Worth \$25,000  
Holes 7-12:          Worth \$50,000  
Holes 13-17:        Worth \$70,000  
Hole 18:             Worth \$200,000

Hole	Par	Result
1	4	Two players halve with par
2	4	Two players halve with par
3	3	Lehman wins with birdie/collects \$75,000 (three skins)
4	4	Lehman wins with birdie/collects \$25,000 (one skin)
5	5	Four players halve with birdie
6	3	Three players halve with par
7	4	Two players halve with birdie
8	3	O'Meara wins with birdie/collects \$150,000 (four skins)
9	5	Lehman wins with birdie/collects \$25,000 (one skin)
10	4	Two players halve with birdie
11	3	Two players halve with birdie
12	5	Couples wins with birdie/collects \$150,000 (three skins)
13	3	Three players halve with par
14	4	O'Meara wins with birdie/collects \$140,000 (two skins)
15	4	Three players halve with birdie
16	4	O'Meara wins with birdie/collects \$140,000 (two skins)
17	5	Three players halve with par
18	4	Three players halve with par

Playoff:		
18	4	O'Meara eliminated with bogey
10	4	Couples wins with birdie/collects \$270,000 (two skins)
9	5	Norman eliminated with bogey
10	4	Couples and Lehman halve with par
9	5	Couples and Lehman halve with birdie
10	4	Lehman wins with birdie/collects \$270,000 (two skins)

### Final Standings:

PLAYER	SKINS WON	MONEY WON
Mark O'Meara	8	\$430,000
Tom Lehman	7	\$420,000
Fred Couples	3	\$150,000
Greg Norman	0	\$0



## SKINS GAME



### TOURNAMENT HISTORY

Year	Winner	Winnings	Location	Par/Yards
1983	Gary Player	\$170,000	Desert Highlands CC, Scottsdale, AZ	72/7100
1984	Jack Nicklaus	\$240,000	Desert Highlands CC, Scottsdale, AZ	72/7100
1985	Fuzzy Zoeller	\$255,000	Bear Creek CC, Murietta, CA	72/7024
1986	Fuzzy Zoeller	\$370,000	TPC at PGA West, La Quinta, CA	72/7271
1987	Lee Trevino	\$310,000	TPC at PGA West, La Quinta, CA	72/7271
1988	Ray Floyd	\$290,000	TPC at PGA West, La Quinta, CA	72/7271
1989	Curtis Strange	\$265,000	TPC at PGA West, La Quinta, CA	72/7271
1990	Curtis Strange	\$225,000	TPC at PGA West, La Quinta, CA	72/7271
1991	Payne Stewart	\$260,000	TPC at PGA West, La Quinta, CA	72/7271
1992	Payne Stewart	\$220,000	Bighorn GC, Palm Desert, CA	72/6848
1993	Payne Stewart	\$280,000	Bighorn GC, Palm Desert, CA	72/6848
1994	Tom Watson	\$210,000	Bighorn GC, Palm Desert, CA	72/6848
1995	Fred Couples	\$270,000	Bighorn GC, Palm Desert, CA	72/6848
1996	Fred Couples	\$280,000	Rancho La Quinta GC, La Quinta, CA	72/7087
1997	Tom Lehman	\$300,000	Rancho La Quinta GC, La Quinta, CA	72/6983
1998	Mark O'Meara	\$430,000	Rancho La Quinta GC, La Quinta, CA	72/6983

Tournament Record: \$430,000—Mark O'Meara (1998)

# 1998 JCPENNEY CLASSIC

Westin Innisbrook Resort-Copperhead Course  
Par 36-35-71 Yards: 7,054

Purse: \$1,500,000  
December 4-5, 1998



**LEADERS: First Round**—Steve Pate/Meg Mallon and Russ Cochran/Cindy McCurdy shot 10-under-par 61 to lead by one stroke over Doug Barron/Tracy Hanson and Jim Carter/Vicki Odegard. **Second Round**—Pate/Mallon, Steve Jones/Kris Tschetter and Steve Lowery/Chris Johnson, at 15-under-par 127, led Rocco Mediate/Rachel Hetherington by one stroke. **Third Round**—Mediate/Hetherington, at 23-under-par 190, led by two over Lowery/Johnson and by three over Pate/Mallon.

**CUT:** There was no cut; 52 teams completed 72 holes

**WEATHER:** Sunny and warm Thursday and Friday, with temperatures in the low to mid 80s. Mostly sunny Saturday, with a slight breeze and highs in the upper 70s. Mostly sunny again on Sunday, with highs in the 80s.

Winner: Steve Pate/Meg Mallon		61-66-66-62	255	\$218,750.00
2	Rocco Mediate/Rachel Hetherington	63-65-62-69	259	\$100,000.00
3	Chris Perry/Catrin Nilsmark	63-65-66-68	262	\$70,000.00
T4	Billy Andrade/Helen Alfredsson	65-67-64-67	263	\$43,000.00
	Jeff Sluman/Dottie Pepper	67-65-65-66	263	\$43,000.00
	Fuzzy Zoeller/Dale Eggeling	64-66-64-69	263	\$43,000.00
T7	Glen Day/Melissa McNamara	69-68-65-62	264	\$20,600.00
	Steve Jones/Kris Tschetter	64-63-68-69	264	\$20,600.00
	Skip Kendall/Michelle Redman	66-67-62-69	264	\$20,600.00
	Steve Lowery/Chris Johnson	64-63-65-72	264	\$20,600.00
	Scott McCarron/Pat Hurst	66-68-64-66	264	\$20,600.00
T12	Doug Barron/Tracy Hanson	62-70-64-69	265	\$10,600.00
	Jim Carter/Vicki Odegard	62-69-67-67	265	\$10,600.00
	Dan Forsman/Catriona Matthew	63-68-65-69	265	\$10,600.00
	David Frost/Se Ri Pak	66-67-65-67	265	\$10,600.00
	Dudley Hart/Dawn Coe-Jones	66-66-68-65	265	\$10,600.00
T17	Eric Booker/Pearl Sinn	67-66-66-67	266	\$8,500.00
	J.P. Hayes/Kristi Albers	66-69-63-68	266	\$8,500.00
	Omar Uresti/Dina Ammaccapane	65-69-65-67	266	\$8,500.00
T20	Mark Brooks/Cindy Figg-Currier	69-67-68-63	267	\$7,250.00
	Robert Gamez/Rosie Jones	67-69-65-66	267	\$7,250.00
T22	Michael Bradley/Colleen Walker	68-67-68-65	268	\$6,500.00
	Russ Cochran/Cindy McCurdy	61-72-67-68	268	\$6,500.00
	Fred Funk/Tina Barrett	66-69-66-67	268	\$6,500.00
	Scott Gump/Maria Hjorth	67-69-65-67	268	\$6,500.00
	Doug Martin/Beth Daniel	63-67-66-72	268	\$6,500.00
T27	Mike Hulbert/Donna Andrews	68-66-65-70	269	\$6,050.00
	Tom Pernice, Jr./Michelle Estill	67-67-67-68	269	\$6,050.00
	Paul Stankowski/Dana Dormann	66-67-66-70	269	\$6,050.00
	Mike Weir/Lorie Kane	69-68-64-68	269	\$6,050.00
T31	John Daly/Laura Davies	64-71-65-70	270	\$5,700.00
	Mathias Gronberg/Charlotta Sorenstam	66-67-68-69	270	\$5,700.00
	Tim Herron/Helen Dobson	67-69-68-66	270	\$5,700.00
T34	Clarence Rose/Amy Fruhwirth	65-68-71-67	271	\$5,450.00
	Tom Purtzer/Julie Inkster	66-69-68-68	271	\$5,450.00
T36	Stewart Cink/Emilee Klein	69-69-62-72	272	\$5,250.00
	Brad Bryant/Marta Figueras	65-70-67-70	272	\$5,250.00
T38	Emlyn Aubrey/Jenny Lidback	65-71-65-72	273	\$4,900.00
	Bob Friend/Hollis Stacy	66-71-70-66	273	\$4,900.00
	David Gilford/Lisa Hackney	69-69-69-66	273	\$4,900.00
	David Ogrin/Wendy Ward	66-73-64-70	273	\$4,900.00
	David Toms/Jackie Gallagher-Smith	69-70-64-70	273	\$4,900.00
T43	Steve Flesch/Janice Moodie	65-72-66-71	274	\$4,500.00
	Bill Glasson/Joan Pitcock	69-68-66-71	274	\$4,500.00
	Ted Tryba/Susie Redman	63-72-69-70	274	\$4,500.00
46	Willie Wood/Cathy Johnston-Forbes	68-69-69-69	275	\$4,300.00
47	Dennis Paulson/Kim Salk	67-71-66-72	276	\$4,200.00
48	Len Mattiace/Michelle McGann	65-72-72-68	277	\$4,100.00
49	Frank Lickliter/Jan Stephenson	67-69-71-71	278	\$4,000.00
50	David Esch/Annika Sorenstam	70-71-69-69	279	\$3,900.00
51	Tommy Armour III/Amy Alcott	70-71-71-68	280	\$3,800.00
52	Mark Bradley/Pat Bradley	71-72-71-71	285	\$3,750.00

# JCPENNEY CLASSIC



## TOURNAMENT HISTORY

Year	Winner	Score	Location	Par/Yards
<b>HAIG &amp; HAIG SCOTCH FOURSOME</b>				
1960	*Jim Turnesa/Gloria Armstrong	+139	Pinecrest Lake Club, Avon Park, FL Harder Hall, Sebring, FL	72/6449 72/6300
1961	Dave Ragan/Mickey Wright	272	Pinecrest Lake Club, Avon Park, FL Harder Hall, Sebring, FL	72/6449 72/6300
1962	Mason Rudolph/Kathy Whitworth	272	Pinecrest Lake Club, Avon Park, FL Harder Hall, Sebring, FL	72/6449 72/6300
1963	Dave Ragan/Mickey Wright	273	Pinecrest Lake Club, Avon Park, FL Harder Hall, Sebring, FL	72/6449 72/6300
1964	Sam Snead/Shirley Englehorn	272	Pinecrest Lake Club, Avon Park, FL Harder Hall, Sebring, FL	72/6449 72/6300
1965	Gardner Dickinson/Ruth Jessen	281	La Costa CC, Encinitas, CA	72/6607
1966	Jack Rule/Sandra Spuzich	276	La Costa CC, Encinitas, CA	72/6607
<b>PEPSI-COLA MIXED TEAM</b>				
1976	Chi Chi Rodriguez/JoAnn Washam	275	Doral CC, Miami, FL	72/6939
1977	Jerry Pate/Hollis Stacy	270	Bardmoor CC, Largo, FL	M-72/6957, W-72/6464
1978	*Lon Hinkle/Pat Bradley	267	Bardmoor CC, Largo, FL	M-72/6957, W-72/6464
<b>JCPENNEY CLASSIC</b>				
1979	Dave Eichelberger/Murle Breer	268	Bardmoor CC, Largo, FL	M-72/6957, W-72/6464
1980	Curtis Strange/Nancy Lopez	268	Bardmoor CC, Largo, FL	M-72/6957, W-72/6464
1981	Tom Kite/Beth Daniel	270	Bardmoor CC, Largo, FL	M-72/6957, W-72/6464
1982	John Mahaffey/JoAnne Carner	268	Bardmoor CC, Largo, FL	M-72/6957, W-72/6464
1983	Fred Couples/Jan Stephenson	264	Bardmoor CC, Largo, FL	M-72/6957, W-72/6464
1984	Mike Donald/Vicki Alvarez	270	Bardmoor CC, Largo, FL	M-72/6957, W-72/6464
1985	Larry Rinker/Laurie Rinker	267	Bardmoor CC, Largo, FL	M-72/6957, W-72/6464
1986	Tom Purtzer/Juli Inkster	267	Bardmoor CC, Largo, FL	M-72/6957, W-72/6464
1987	Steve Jones/Jane Crafter	268	Bardmoor CC, Largo, FL	M-72/6957, W-72/6464
1988	John Huston/Amy Benz	269	Bardmoor CC, Largo, FL	M-72/6957, W-72/6464
1989	*Bill Glasson/Pat Bradley	267	Bardmoor CC, Largo, FL	M-72/6957, W-72/6464
1990	Davis Love III/Beth Daniel	266	Innisbrook Resort, Tarpon Springs, FL	M-71/7031, W-71/6400
1991	*Billy Andrade/Kris Tschetter	266	Innisbrook Resort, Tarpon Springs, FL	M-71/7031, W-71/6400
1992	Dan Forsman/Dottie Mochrie	264	Innisbrook Resort, Tarpon Springs, FL	M-71/7031, W-71/6400
1993	Mike Springer/Melissa McNamara	265	Innisbrook Resort, Tarpon Springs, FL	M-71/7031, W-71/6400
1994	*Brad Bryant/Marta Figueras-Dotti	262	Innisbrook Hilton Resort Tarpon Springs, FL	M-71/7031, W-71/6400
1995	Davis Love III/Beth Daniel	257	Innisbrook Hilton Resort Tarpon Springs, FL	M-71/7054, W-71/6394
1996	~Mike Hulbert/Donna Andrews	197	Innisbrook Hilton Resort Tarpon Springs, FL	M-71/7054, W-71/6330
1997	Clarence Rose/Amy Fruhwirth	264	Innisbrook Hilton Resort Tarpon Springs, FL	M-71/7054, W-71/6330
1998	Steve Pate/Meg Mallon	255	Westin Innisbrook Resort Tarpon Springs, FL	71/7054

Tournament Record: 255—Steve Pate/Meg Mallon (1998)

KEY: \* = Playoff

~ = Weather-shortened



Jim Furyk earned his first PGA TOUR victory since the 1996 United Airlines Hawaiian Open and became the first repeat winner in Las Vegas with a one-stroke win over Mark Calcavecchia in the 1998 Las Vegas Invitational.

**SPECIAL EVENTS**

**SECTION 4**

## INTERNATIONAL FEDERATION OF PGA TOURS / WORLD GOLF CHAMPIONSHIPS

At the 1996 Presidents Cup, golf's five world governing bodies — the PGA TOUR, PGA European Tour, Southern Africa PGA Tour, PGA Tour of Australasia and PGA Tour of Japan — reached agreement on several key elements of professional golf designed to create new international events beginning in 1999.

Three major initiatives were outlined at Robert Trent Jones Golf Club, site of the second Presidents Cup:

- Formation of the International Federation of PGA Tours
- Joint sanctioning by the members of the International Federation of PGA Tours of significant competitions, including some at the world championship level, for the game's top players
- A structure for a generally accepted worldwide ranking system

Those "significant competitions" were announced in Oct. 1997, when the Federation introduced four World Golf Championships, three of which will start this year.

The jointly sanctioned championships — the Andersen Consulting Match Play Championship, NEC Invitational, American Express Championship and World Cup Team (which begins next year) — will feature players from around the world competing against one other. The events will offer \$5-million purses, with \$1 million going to the winner, and will rotate through a variety of outstanding venues worldwide. Roughly half of the golf courses will be in the United States, with the other half in venues represented by International Federation of PGA Tours member tours.

The World Golf Championships have been developed to enhance the competitive structure of professional golf worldwide while preserving the traditions and strengths of the individual tours and their events.

NEC USA and Andersen Consulting were the first two major sponsors to become affiliated with the World Golf Championships. They were followed in March 1998 by American Express. Buick Motor Division is an official sponsor of the World Golf Championships that will be played in the United States.

Fields in the World Golf Championships will be filled primarily through the Official World Golf Ranking, which is endorsed by all of the sport's major professional organizations and governing bodies. Also part of the equation is the PGA Tours World Money List, a compilation of money won on all five tours, expressed in U.S. dollars (an end-of-1998 World Money List appears on page 4-4).





## Events of the World Golf Championships

 <b>Andersen Consulting Match Play Championship</b>	 <b>American Express Championship</b>	 <b>NEC INVITATIONAL</b>	 <b>World Cup Team</b>
Dates and Sites			
February 24-28, 1999 La Costa Resort & Spa Carlsbad, CA  February 23-27, 2000 La Costa Resort & Spa  January 3-7, 2001 Victoria, Australia  February 20-24, 2002 La Costa Resort & Spa	November 4-7, 1999 Club de Golf Valderrama Spain  November 9-12, 2000 Club de Golf Valderrama  November 1-4, 2001 U.S.  October 31-Nov. 3, 2002 Europe	August 26-29, 1999 Firestone CC Akron, OH  August 24-27, 2000 TBA  August 23-26, 2001 Firestone CC  August 22-25, 2002 Firestone CC	2000 South Africa  2001 U.S.  2002 Japan
Eligibility			
Top 64 players on Official World Golf Ranking	Various, including top 50 players on Official World Golf Ranking	All members of last-named Presidents Cup and Ryder Cup Teams	TBA
Format			
64-player match play event	4-day, 72-hole stroke play competition, no cut	4-day, 72-hole stroke play competition, no cut	TBA
Television			
ABC Sports and ESPN in U.S.	ABC Sports and ESPN in U.S.	CBS Sports and USA Network in U.S.	TBA

Coverage in more than 140 countries worldwide for each event

### Prize Money

Prize money awarded will be considered official on the respective money lists of each of the five Tours. In addition, contestants will earn World Ranking points. See purse breakdowns for 1999 World Golf Championships on page 11-10.



## PGA TOURS WORLD MONEY LIST TOP 100

(through December 13, 1998)

1. David Duval *	United States	24	\$2,680,489	51. Steve Elkington *	Australia	17	\$732,348
2. Vijay Singh *	Fiji	28	2,398,782	52. Chris Perry *	United States	31	730,171
3. Tiger Woods *	United States	22	2,077,197	53. Carlos Franco	Paraguay	20	720,658
4. Jim Furyk *	United States	28	2,054,334	54. Billy Andrade *	United States	30	705,434
5. Lee Westwood	England	28	2,022,213	55. Andrew Coltart	Scotland	29	670,694
6. Mark O'Meara *	United States	23	2,014,039	56. Joe Durant *	United States	24	651,803
7. Hal Sutton *	United States	30	1,838,740	57. David Toms *	United States	26	635,073
8. Phil Mickelson *	United States	25	1,837,246	58. Shigeki Maruyama	Japan	26	633,695
9. Davis Love III *	United States	22	1,703,001	59. Hidemichi Tanaka	Japan	26	630,053
10. Colin Montgomerie	Scotland	24	1,684,449	60. Frank Lickliter *	United States	32	600,847
11. Justin Leonard *	United States	29	1,678,864	61. Olin Browne *	United States	25	590,240
12. Fred Couples *	United States	18	1,678,837	62. Michael Bradley *	United States	22	576,501
13. John Huston *	United States	26	1,565,307	63. Bernhard Langer	Germany	23	574,061
14. Jesper Parnevik *	Sweden	23	1,525,543	64. Brent Geiberger *	United States	26	573,098
15. Darren Clarke	Northern Ireland	24	1,420,065	65. Kaname Yokoo	Japan	30	570,280
16. Ernie Els *	South Africa	23	1,419,494	66. Paul Azinger *	United States	22	568,233
17. Mark Calcavecchia *	United States	28	1,409,278	67. Frankie Minoza	Philippines	22	566,928
18. Jumbo Ozaki	Japan	24	1,336,083	68. Mathias Gronberg	Sweden	24	555,559
19. Steve Stricker *	United States	21	1,313,948	69. J.P. Hayes *	United States	22	555,272
20. Glen Day *	United States	27	1,292,022	70. Tommy Armour III *	United States	28	554,650
21. Billy Mayfair *	United States	28	1,281,685	71. Dudley Hart *	United States	25	553,729
22. Nick Price *	Zimbabwe	25	1,244,887	72. Joe Ozaki *	Japan	30	541,044
23. Lee Janzen *	United States	27	1,242,112	73. Tim Herron *	United States	29	525,373
24. Scott Hoch *	United States	28	1,237,053	74. Tom Pernice, Jr. *	United States	27	520,400
25. Scott Verplank *	United States	27	1,223,436	75. Jay Haas *	United States	25	515,454
26. Payne Stewart *	United States	22	1,193,996	76. Stephen Leaney	Australia	24	508,307
27. John Cook *	United States	27	1,182,084	77. Ian Woosnam	Wales	23	504,280
28. Jeff Sluman *	United States	31	1,157,757	78. Toshi Izawa	Japan	25	494,173
29. Fred Funk *	United States	33	1,130,765	79. Bob Friend *	United States	30	492,189
30. Bob Tway *	United States	28	1,073,447	80. Kenny Perry *	United States	25	487,551
31. Tom Lehman *	United States	24	1,063,043	81. Bradley Hughes *	Australia	28	485,667
32. Brian Watts	United States	20	996,850	82. Peter Baker	England	23	478,772
33. Jeff Maggert *	United States	24	992,964	83. Kirk Triplett *	United States	25	472,145
34. Bob Estes *	United States	29	987,930	84. Loren Roberts *	United States	22	467,285
35. Tom Watson *	United States	15	976,585	85. Joey Sindelar *	United States	27	466,797
36. Andrew Magee *	United States	29	964,302	86. Larry Mize *	United States	24	464,294
37. Jose Maria Olazabal	Spain	28	946,851	87. Katsunori Kuwabara	Japan	25	461,807
38. Stewart Cink *	United States	29	853,272	88. Harrison Frazer *	United States	26	461,633
39. Brandt Jobe	United States	21	833,465	89. Sven Struver	Germany	27	459,839
40. Stuart Appleby *	Australia	26	797,006	90. Robert Karlsson	Sweden	23	457,792
41. Skip Kendall *	United States	30	796,564	91. Scott Simpson *	United States	20	449,777
42. Trevor Dodds *	Nambia	29	791,340	92. Sam Torrance	Scotland	22	448,636
43. Steve Pate *	United States	26	782,504	93. Nolan Henke *	United States	25	444,561
44. Steve Flesch *	United States	29	777,186	94. Kevin Sutherland *	United States	30	444,429
45. Miguel Angel Jimenez	Spain	24	759,126	95. Steve Allan	Australia	24	443,830
46. Brandel Chamblee *	United States	25	755,936	96. Phillip Price	Wales	24	440,622
47. Patrik Sjoland	Sweden	24	750,930	97. Robert Allenby	Australia	28	439,480
48. Thomas Bjorn	Denmark	22	745,396	98. David Carter	England	27	429,843
49. Steve Jones *	United States	23	741,544	99. Toru Suzuki	Japan	29	428,928
50. Katsumasa Miyamoto	Japan	25	738,955	100. Brad Faxon *	United States	27	426,156

\* PGA TOUR members

## THE PRESIDENTS CUP

The Presidents Cup Match was developed to give the world's best non-European players an opportunity to compete in international team match play competition.

A biennial event played in non-Ryder Cup years, the first Presidents Cup Match was played Sept. 16-18, 1994 at Robert Trent Jones Golf Club on Lake Manassas in Prince William County, VA. The United States Team, captained by Hale Irwin, defeated the International side of David Graham, 20-12.

The United States also won the second Presidents Cup, held Sept. 13-15, 1996, played again at Robert Trent Jones GC. Arnold Palmer, no stranger to high-level international competition, had the reins as the U.S. edged Peter Thomson's International Team, 16½-15½.

The 1998 Presidents Cup was played Dec. 11-13 at Royal Melbourne Golf Club in Melbourne, Australia. The International Team won 20½-11½. Jack Nicklaus served as Captain of the U.S. Team, while Thomson repeated his role for the International Team. The Presidents Cup returns to the United States and Robert Trent Jones GC next year.

Former U.S. President Gerald Ford presided over the first Presidents Cup Match as Honorary Chairman. Former President George Bush, like Ford an avid golfer, served as Honorary Chairman for the 1996 Presidents Cup. Australian Prime Minister John Howard was Honorary Chairman for the 1998 event.

Members of the 1998 U.S. Team were selected based on official earnings from the start of the 1997 season through the 1998 TOUR Championship. All 1998 money was doubled.

International Team players for the 1998 Presidents Cup were chosen on the basis of the Official World Golf Ranking at the conclusion of all worldwide events the week of THE TOUR Championship. International Teams do not include players eligible for the European Ryder Cup Team.

The eligibility rankings are used to select 10 members of each squad. Two Captain's Choices round out the 12-man teams.

The Presidents Cup competition consists of 10 matches—five foursomes and five four-ball matches—each of the first two days.

There are 12 singles matches involving all players on the final Sunday. Each singles match is played to conclusion as needed. No singles matches will be halved until one team has won 16½ points and the overall victory, after which the remaining singles matches may be halved after 18 holes and result in one-half point for each team.

Every member of the two 12-man squads must play each day. All matches are worth one point each, for a total of 32 points.

If a Presidents Cup Match is deadlocked at the end of singles play, there will be a sudden-death playoff between two players designated in advance by the respective captains.

As is the case with virtually all activity involving the PGA TOUR, charity is the ultimate winner of The Presidents Cup.

There is no purse for the players. Net revenues are divided into equal shares that the players and captains designate for charities or golf-related projects of their choice. Contributions in their names are made through PGA TOUR Charities, Inc.

The first two Presidents Cups generated \$1,550,000 for charity. Charity donations from the 1998 Presidents Cup had not been announced at press time.



## THE PRESIDENTS CUP—1998



Royal Melbourne GC, Victoria, Australia  
Par: 36-36—72 Yards: 6,981 December 11-13, 1998

### FIRST DAY

#### **Foursomes—International 3½, United States 1½**

Frank Nobilo/Greg Turner (Int.) def. Mark O'Meara/David Duval, 1-up  
Greg Norman/Steve Elkington (Int.) def. Jim Furyk/John Huston, 2-up  
Shigeki Maruyama/Craig Parry (Int.) def. Lee Janzen/Scott Hoch, 3 and 2  
Tiger Woods/Fred Couples (U.S.) def. Ernie Els/Vijay Singh, 5 and 4  
Davis Love III/Justin Leonard (U.S.) halved with Stuart Appleby/Nick Price

#### **Four-Ball—International 3½, United States 1½**

Norman/Elkington (Int.) def. O'Meara/Furyk, 2 and 1  
Maruyama/Joe Ozaki (Int.) def. Mark Calcavecchia/Huston, 4 and 3  
Duval/Phil Mickelson (U.S.) halved with Els/Price  
Couples/Love (U.S.) def. Parry/Carlos Franco, 1-up  
Appleby/Singh (Int.) def. Leonard/Woods, 2 and 1

**Totals: International 7, United States 3**

### SECOND DAY

#### **Foursomes—International 4½, United States ½**

Nobilo/Turner (Int.) def. Leonard/Love, 2-up  
Janzen/Calcavecchia (U.S.) halved with Norman/Elkington  
Maruyama/Parry (Int.) def. Woods/Couples, 1-up  
Appleby/Price (Int.) def. Duval/Mickelson, 1-up  
Els/Singh (Int.) def. Hoch/Furyk, 6 and 4

#### **Four-Ball—Internals 3, United States 2**

O'Meara/Hoch (U.S.) def. Nobilo/Turner, 1-up  
Els/Singh (Int.) def. Woods/Huston, 1-up  
Maruyama/Ozaki (Int.) def. Duval/Mickelson, 1-up  
Janzen/Calcavecchia (U.S.) def. Price/Franco, 3 and 2  
Norman/Elkington (Int.) def. Couples/Love, 2 and 1

**Totals: International 14½, United States 5½**

### THIRD DAY

#### **Singles—United States 6, International 6**

Parry (Int.) def. Leonard, 5 and 3  
Price (Int.) def. Duval, 2 and 1  
Furyk (U.S.) def. Nobilo, 4 and 2  
Mickelson (U.S.) halved with Franco  
Maruyama (Int.) def. Huston, 3 and 2  
Hoch (U.S.) def. Ozaki, 4 and 3  
Calcavecchia (U.S.) halved with Turner  
Janzen (U.S.) halved with Elkington  
Els (Int.) def. Love, 1-up  
Couples (U.S.) halved with Elkington  
Woods (U.S.) def. Norman, 1-up  
O'Meara (U.S.) def. Appleby, 1-up

**Totals: International 20½, United States 11½**

## THE PRESIDENTS CUP—1996



Robert Trent Jones GC, Lake Manassas, VA  
Par: 36-36—72 Yards: 7,239 September 13-15, 1996

### FIRST DAY

#### Four-Ball—United States 4, International 1

Fred Couples/Davis Love III (U.S.) def. Greg Norman/Robert Allenby, 2 and 1  
Ernie Els/Mark McNulty (Int.) def. Scott Hoch/Mark Brooks, 2 up  
Phil Mickelson/Corey Pavin (U.S.) def. Vijay Singh/Jumbo Ozaki, 2 and 1  
Mark O'Meara/David Duval (U.S.) def. Steve Elkington/Frank Nobile, 3 and 2  
Tom Lehman/Steve Stricker (U.S.) def. Nick Price/Peter Senior, 4 and 2

#### Foursomes—United States 3½, International 1½

Kenny Perry/Justin Leonard (U.S.) def. Price/David Frost, 3 and 2  
O'Meara/Duval (U.S.) def. Nobile/Craig Parry, 2 and 1  
Elkington/Singh (Int.) def. Lehman/Stricker, 2 up  
Mickelson/Pavin (U.S.) halved with Els/McNulty  
Couples/Love (U.S.) def. Norman/Allenby, 1 up

**Totals: United States 7½, International 2½**

### SECOND DAY

#### Four-Ball—International 3, United States 2

Price/Elkington (Int.) def. Leonard/Lehman, 2 up  
Norman/Allenby (Int.) def. Stricker/Pavin, 1 up  
Perry/Hoch (U.S.) def. Parry/Nobile, 2 and 1  
Ozaki/Singh (Int.) def. Love/Couples, 2 and 1  
O'Meara/Duval (U.S.) def. Els/McNulty, 4 and 3

**Totals: United States 9½, International 5½**

#### Foursomes—International 4, United States 1

Senior/Frost (Int.) def. Pavin/Mickelson, 3 and 2  
Nobile/Allenby (Int.) def. Love/Brooks, 3 and 2  
Price/McNulty (Int.) def. Perry/Leonard, 3 and 1  
Norman/Els (Int.) def. Lehman/Stricker, 1 up  
O'Meara/Hoch (U.S.) def. Elkington/Singh, 1 up

**Totals: United States 10½, International 9½**

### THIRD DAY

#### Singles—United States 6, International 6

Parry (Int.) def. Brooks, 5 and 4  
Duval (U.S.) def. Senior, 3 and 2  
O'Meara (U.S.) def. Price, 1 up  
Frost (Int.) def. Perry, 7 and 6  
Stricker (U.S.) def. Allenby, 6 and 5  
Hoch (U.S.) def. McNulty, 1 up  
Love (U.S.) def. Ozaki, 5 and 4  
Elkington (Int.) def. Leonard, 1 up  
Els (Int.) def. Mickelson, 3 and 2  
Norman (Int.) def. Pavin, 3 and 1  
Nobile (Int.) def. Lehman, 3 and 2  
Couples (U.S.) def. Singh, 2 and 1

**Totals: United States 16½, International 15½**



## THE PRESIDENTS CUP—1994



Robert Trent Jones GC, Lake Manassas, VA  
Par: 36-36—72 Yards: 7,239 September 16-18, 1994

### FIRST DAY

#### Four-Ball—United States 5, International 0

Corey Pavin/Jeff Maggert (U.S.) def. Steve Elkington/Vijay Singh, 2 and 1  
Jay Haas/Scott Hoch (U.S.) def. Fulton Allem/David Frost, 6 and 5  
Davis Love III/Fred Couples (U.S.) def. Nick Price/Bradley Hughes, 1 up  
John Huston/Jim Gallagher, Jr. (U.S.) def. Craig Parry/Robert Allenby, 4 and 2  
Tom Lehman/Phil Mickelson (U.S.) def. Frank Nobile/Peter Senior, 3 and 2

#### Foursomes—United States 2½, International 2½

Hale Irwin/Loren Roberts (U.S.) def. Frost/Allem, 3 and 1  
Haas/Hoch (U.S.) def. Parry/Tsukasa Watanabe, 4 and 3  
Nobile/Allenby (Int.) def. Pavin/Maggert, 2 and 1  
Elkington/Singh (Int.) def. Mickelson/Lehman, 2 and 1  
Price/Mark McNulty (Int.) halved with Love/Gallagher

**Totals: United States—7½, International 2½**

### SECOND DAY

#### Four-Ball—International 3½, United States 1½

Allem/McNulty (Int.) def. Gallagher/Huston, 4 and 3  
Watanabe/Singh (Int.) def. Haas/Hoch, 3 and 1  
Parry/Hughes (Int.) def. Roberts/Lehman, 4 and 3  
Couples/Love (U.S.) def. Nobile/Allenby, 2 up  
Price/Elkington (Int.) halved with Mickelson/Pavin  
**Totals: United States—9, International—6**

#### Foursomes—United States 3, International 2

Frost/Senior (Int.) def. Irwin/Haas, 6 and 5  
Pavin/Roberts (U.S.) def. Parry/Allem, 1 up  
Singh/Elkington (Int.) def. Maggert/Huston, 3 and 2  
Love/Gallagher (U.S.) def. Nobile/Allenby, 7 and 5  
Mickelson/Lehman (U.S.) def. Hughes/McNulty, 3 and 2

**Totals: United States—12, International—8**

### THIRD DAY

#### Singles—United States 8, International 4

Irwin (U.S.) def. Allenby, 1 up  
Haas (U.S.) def. McNulty, 4 and 3  
Gallagher (U.S.) def. Watanabe, 4 and 3  
Mickelson (U.S.) halved with Allem  
Singh (Int.) halved with Lehman  
Senior (Int.) def. Huston, 3 and 2  
Hoch (U.S.) halved with Frost  
Maggert (U.S.) def. Hughes, 2 and 1  
Nobile (Int.) halved with Roberts  
Couples (U.S.) def. Price, 1 up  
Love (U.S.) def. Elkington, 1 up  
Parry (Int.) def. Pavin, 1 up

**Totals: United States 20, International 12**

## 1998 PRESIDENTS CUP RECORDS



### U.S. TEAM

PLAYER	OVERALL W-L-H	FOUR-BALL W-L-H	FOURSOMES W-L-H	SINGLES W-L-H
Mark Calcavecchia	1-1-2	1-1-0	0-0-1	0-0-1
Fred Couples	2-2-1	1-1-0	1-1-0	0-0-1
David Duval	0-4-1	0-1-1	0-2-0	0-1-0
Jim Furyk	1-3-0	0-1-0	0-2-0	1-0-0
Scott Hoch	2-2-0	1-0-0	0-2-0	1-0-0
John Huston	0-4-0	0-2-0	0-1-0	0-1-0
Lee Janzen	1-1-2	1-0-0	0-1-1	0-0-1
Justin Leonard	0-3-1	0-1-0	0-1-1	0-1-0
Davis Love III	1-3-1	1-1-0	0-1-1	0-1-0
Phil Mickelson	0-2-2	0-1-1	0-1-0	0-0-1
Mark O'Meara	2-2-0	1-1-0	0-1-0	1-0-0
Tiger Woods	2-3-0	0-2-0	1-1-0	1-0-0



### INTERNATIONAL TEAM

PLAYER	OVERALL W-L-H	FOUR-BALL W-L-H	FOURSOMES W-L-H	SINGLES W-L-H
Stuart Appleby	2-1-1	1-0-0	1-0-1	0-1-0
Steve Elkington	3-0-2	2-0-0	1-0-1	0-0-1
Ernie Els	3-1-1	1-0-1	1-1-0	1-0-0
Carlos Franco	0-2-1	0-2-0	0-0-0	0-0-1
Shigeki Maruyama	5-0-0	2-0-0	2-0-0	1-0-0
Frank Nobilo	2-2-0	0-1-0	2-0-0	0-1-0
Greg Norman	3-1-1	2-0-0	1-0-1	0-1-0
Joe Ozaki	2-1-0	2-0-0	0-0-0	0-1-0
Craig Parry	3-1-0	0-1-0	2-0-0	1-0-0
Nick Price	2-1-2	0-1-1	1-0-1	1-0-0
Vijay Singh	3-1-1	2-0-0	1-1-0	0-0-1
Greg Turner	2-1-1	0-1-0	2-0-0	0-0-1

## 1996 PRESIDENTS CUP RECORDS



### U.S. TEAM


PLAYER	OVERALL W-L-H	FOUR-BALL W-L-H	FOURSOMES W-L-H	SINGLES W-L-H
Mark Brooks	0-3-0	0-1-0	0-1-0	0-1-0
Fred Couples	3-1-0	1-1-0	1-0-0	1-0-0
David Duval	4-0-0	2-0-0	1-0-0	1-0-0
Scott Hoch	3-1-0	1-1-0	1-0-0	1-0-0
Tom Lehman	1-4-0	1-1-0	0-2-0	0-1-0
Justin Leonard	1-3-0	0-1-0	1-1-0	0-1-0
Davis Love III	3-2-0	1-1-0	1-1-0	1-0-0
Phil Mickelson	1-2-1	1-0-0	0-1-1	0-1-0
Mark O'Meara	5-0-0	2-0-0	2-0-0	1-0-0
Corey Pavin	1-3-1	1-1-0	0-1-1	0-1-0
Kenny Perry	2-2-0	1-0-0	1-1-0	0-1-0
Steve Stricker	2-3-0	1-1-0	0-2-0	1-0-0



### INTERNATIONAL TEAM

PLAYER	OVERALL W-L-H	FOUR-BALL W-L-H	FOURSOMES W-L-H	SINGLES W-L-H
Robert Allenby	2-3-0	1-1-0	1-1-0	0-1-0
Steve Elkington	3-2-0	1-1-0	1-1-0	1-0-0
Ernie Els	3-1-1	1-1-0	1-0-1	1-0-0
David Frost	2-1-0	0-0-0	1-1-0	1-0-0
Mark McNulty	2-2-1	1-1-0	1-0-1	0-1-0
Frank Nobilo	2-3-0	0-2-0	1-1-0	1-0-0
Greg Norman	3-2-0	1-1-0	1-1-0	1-0-0
Jumbo Ozaki	1-2-0	1-1-0	0-0-0	0-1-0
Craig Parry	1-2-0	0-1-0	0-1-0	1-0-0
Nick Price	2-3-0	1-1-0	1-1-0	0-1-0
Peter Senior	1-2-0	0-1-0	1-0-0	0-1-0
Vijay Singh	2-3-0	1-1-0	1-1-0	0-1-0

# 1994 PRESIDENTS CUP RECORDS



## U.S. TEAM

PLAYER	OVERALL W-L-H	FOUR-BALL W-L-H	FOURSOMES W-L-H	SINGLES W-L-H
Fred Couples	3-0-0	2-0-0	0-0-0	1-0-0
Jim Gallagher, Jr.	3-1-1	1-1-0	1-0-1	1-0-0
Jay Haas	3-2-0	1-1-0	1-1-0	1-0-0
Scott Hoch	2-1-1	1-1-0	1-0-0	0-0-1
John Huston	1-3-0	1-1-0	0-1-0	0-1-0
Hale Irwin	2-1-0	0-0-0	1-1-0	1-0-0
Tom Lehman	2-2-1	1-1-0	1-1-0	0-0-1
Davis Love III	4-0-1	2-0-0	1-0-1	1-0-0
Jeff Maggert	2-2-0	1-0-0	0-2-0	1-0-0
Phil Mickelson	2-1-2	1-0-1	1-1-0	0-0-1
Corey Pavin	2-2-1	1-0-1	1-1-0	0-1-0
Loren Roberts	2-1-1	0-1-0	2-0-0	0-0-1



## INTERNATIONAL TEAM

PLAYER	OVERALL W-L-H	FOUR-BALL W-L-H	FOURSOMES W-L-H	SINGLES W-L-H
Robert Allenby	1-4-0	0-2-0	1-1-0	0-1-0
Fulton Allem	1-3-1	1-1-0	0-2-0	0-0-1
Steve Elkington	2-2-1	0-1-1	2-0-0	0-1-0
David Frost	1-2-1	0-1-0	1-1-0	0-0-1
Bradley Hughes	1-3-0	1-1-0	0-1-0	0-1-0
Mark McNulty	1-2-1	1-0-0	0-1-1	0-1-0
Frank Nobilo	1-3-1	0-2-0	1-1-0	0-0-1
Craig Parry	2-3-0	1-1-0	0-2-0	1-0-0
Nick Price	0-2-2	0-1-1	0-0-1	0-1-0
Peter Senior	2-1-0	0-1-0	1-0-0	1-0-0
Vijay Singh	3-1-1	1-1-0	2-0-0	0-0-1
Tsukasa Watanabe	1-2-0	1-0-0	0-1-0	0-1-0

## ALL-TIME PRESIDENTS CUP RECORDS



### U.S. TEAM

Player (Years)	Overall W-L-H	Four-Ball W-L-H	Foursomes W-L-H	Singles W-L-H
Mark Brooks (1996)	0-3-0	0-1-0	0-1-0	0-1-0
Mark Calcavecchia (1998)	1-1-2	1-1-0	0-0-1	0-0-1
Fred Couples (1994, 1996, 1998)	8-3-1	4-2-0	2-1-0	2-0-1
David Duval (1996, 1998)	4-4-1	2-1-1	1-2-0	1-1-0
Jim Furyk (1998)	1-3-0	0-1-0	0-2-0	1-0-0
Jim Gallagher, Jr. (1994)	3-1-1	1-1-0	1-0-1	1-0-0
Jay Haas (1994)	3-2-0	1-1-0	1-0-1	1-0-0
Scott Hoch (1994, 1996, 1998)	7-4-1	3-2-0	2-2-0	2-0-1
John Huston (1994, 1998)	1-7-0	1-3-0	0-2-0	0-2-0
Hale Irwin (1994)	2-1-0	0-0-0	1-1-0	1-0-0
Lee Janzen (1998)	1-1-2	1-0-0	0-1-1	0-0-1
Tom Lehman (1994, 1996)	3-6-1	2-2-0	1-3-0	0-1-1
Justin Leonard (1996, 1998)	1-6-1	0-2-0	1-2-1	0-2-0
Davis Love III (1994, 1996, 1998)	8-5-2	4-2-0	2-2-2	2-1-0
Jeff Maggert (1994)	2-2-0	1-0-0	0-2-0	1-0-0
Phil Mickelson (1994, 1996, 1998)	3-5-5	2-1-2	1-3-1	0-1-2
Mark O'Meara (1996, 1998)	7-2-0	3-1-0	2-1-0	2-0-0
Corey Pavin (1994, 1996)	3-5-2	2-1-1	1-2-1	0-2-0
Kenny Perry (1996)	2-2-0	1-0-0	1-1-0	0-1-0
Loren Roberts (1994)	2-1-1	0-1-0	2-0-0	0-0-1
Steve Stricker (1996)	2-3-0	1-1-0	0-2-0	1-0-0
Tiger Woods (1998)	2-3-0	0-2-0	1-1-0	1-0-0



### INTERNATIONAL TEAM

Player (Years)	Overall W-L-H	Four-Ball W-L-H	Foursomes W-L-H	Singles W-L-H
Fulton Allem (1994)	1-1-1	1-1-0	0-2-0	0-0-1
Robert Allenby (1994, 1996)	3-7-0	1-3-0	2-2-0	0-2-0
Stuart Appleby (1998)	2-1-1	1-0-0	1-0-1	0-1-0
Steve Elkington (1994, 1996, 1998)	8-4-3	3-2-1	4-1-1	1-1-1
Ernie Els (1996, 1998)	6-2-2	2-1-1	2-1-1	2-0-0
Carlos Franco (1998)	0-2-1	0-2-0	0-0-0	0-0-1
David Frost (1994, 1996)	3-3-1	0-1-0	2-2-0	1-0-1
Bradley Hughes (1994)	1-3-0	1-1-0	0-1-0	0-1-0
Shigeki Maruyama (1998)	5-0-0	2-0-0	2-0-0	1-0-0
Mark McNulty (1994, 1996)	3-4-2	2-1-0	1-1-2	0-2-0
Frank Nobilo (1994, 1996, 1998)	5-8-1	0-5-0	4-2-0	1-1-1
Greg Norman (1996, 1998)	6-3-1	3-1-0	2-1-1	1-1-0
Joe Ozaki (1998)	2-1-0	2-0-0	0-0-0	0-1-0
Jumbo Ozaki (1996)	1-2-0	1-1-0	0-0-0	0-1-0
Craig Parry (1994, 1996, 1998)	6-6-0	1-3-0	2-3-0	3-0-0
Nick Price (1994, 1996, 1998)	4-6-4	1-3-2	2-1-2	1-2-0
Peter Senior (1994, 1996)	3-3-0	0-2-0	2-0-0	1-1-0
Vijay Singh (1994, 1996, 1998)	8-5-2	4-2-0	4-2-0	0-1-2
Greg Turner (1998)	2-1-1	0-1-0	2-0-0	0-0-1
Tsukasa Watanabe (1994)	1-2-0	1-0-0	0-1-0	0-1-0



## RYDER CUP MATCHES

The Ryder Cup Matches developed from a match played between representatives of the American and British Professional Golfers' Association in England in 1926. That unofficial match was won by the British 13½ to 1½.

Following this highly successful exhibition, Samuel A. Ryder, a wealthy British seed merchant, offered to donate a solid gold trophy bearing his name to be competed for in a series of matches between professionals of the two nations.

From the start of the series through the 1959 Ryder Cup matches, the competition was comprised of four foursome matches one day and eight singles matches the other day, each at 36 holes.

In 1961, the format was changed to provide for four 18-hole foursomes the morning of the first day and four more that afternoon, then for eight 18-hole singles the morning of the second day and eight more that afternoon. As in the past, one point was at stake in each match, so the total number of points was doubled.

In 1963, for the first time, a day of four-ball matches augmented the program to add new interest to the overall competition. This brought the total number of points to 32.

In 1977, the format was altered once again. This time there were five foursomes on the opening day, five four-ball matches on the second day, and 10 singles matches on the final day. This reduced the total number of points to 20.

For 1979, eligibility for the Great Britain-Ireland side was expanded to include all PGA European Tour members who are residents of European nations.



**The 1999 Ryder Cup Matches will be played Sept. 24-26 at The Country Club in Brookline, MA. Ben Crenshaw is Captain of the U.S. Team, Mark James is Captain of the European Team.**

Year	Played At	Date	Result
1927	Worcester Country Club, Worcester, MA	June 3-4	U.S. 9½ Britain 2½
1929	Moortown, England	April 26-27	Britain 7 U.S. 5
1931	Scioto Country Club, Columbus, OH	June 26-27	U.S. 9 Britain 3
1933	Southport & Ainsdale Courses, England	June 26-27	Britain 6½ U.S. 5½
1935	Ridgewood Country Club, Ridgewood, NJ	Sept. 28-29	U.S. 9 Britain 3
1937	Southport & Ainsdale Courses, England	June 29-30	U.S. 8 Britain 4
Ryder Cup Matches not held during World War II years.			
1947	Portland Golf Club, Portland, OR	Nov. 1-2	U.S. 11 Britain 1
1949	Ganton Golf Course, Scarborough, England	Sept 16-17	U.S. 7 Britain 5
1951	Pinehurst Country Club, Pinehurst, NC	Nov. 2-4	U.S. 9½ Britain 2½
1953	Wentworth, England	Oct. 2-3	U.S. 6½ Britain 5½
1955	Thunderbird Ranch and CC, Palm Springs, CA	Nov. 5-6	U.S. 8 Britain 4
1957	Lindrick Golf Club, Yorkshire, England	Oct. 4-5	Britain 7½ U.S. 4½
1959	Eldorado Country Club, Palm Desert, CA	Nov. 6-7	U.S. 8½ Britain 3½
1961	Royal Lytham and St. Annes Golf Club, St. Annes-On-The-Sea, England	Oct. 13-14	U.S. 14½ Britain 9½
1963	East Lake Country Club, Atlanta, GA	Oct. 11-13	U.S. 23 Britain 9
1965	Royal Birkdale Golf Club, Southport, England	Oct. 7-9	U.S. 19½ Britain 12½
1967	Champions Golf Club, Houston, TX	Oct. 20-22	U.S. 23½ Britain 8½
1969	Royal Birkdale Golf Club, Southport, England	Sept. 18-20	U.S. 16 Britain 16 (Tie)
1971	Old Warson Country Club, St. Louis, MO	Sept. 16-18	U.S. 18½ Britain 13½
1973	Muirfield, Scotland	Sept. 20-22	U.S. 19 Britain 13
1975	Laurel Valley Golf Club, Ligonier, PA	Sept. 19-21	U.S. 21 Britain 11
1977	Royal Lytham and St. Annes Golf Club, St. Annes-On-The-Sea, England	Sept. 15-17	U.S. 12½ Britain 7½
1979	Greenbrier, White Sulphur Springs, WV	Sept. 13-15	U.S. 17 Europe 11
1981	Walton Heath Golf Club, Surrey, England	Sept. 18-20	U.S. 18½ Europe 9½
1983	PGA National GC, Palm Beach Gardens, FL	Oct. 14-16	U.S. 14½ Europe 13½
1985	The Belfry Golf Club, Sutton Coldfield, England	Sept. 13-15	Europe 16½ U.S. 11½
1987	Muirfield Village Golf Club, Dublin, OH	Sept. 24-27	Europe 15 U.S. 13
1989	The Belfry Golf Club, Sutton Coldfield, England	Sept. 22-24	U.S. 14 Europe 14 (Tie)
1991	The Ocean Course, Kiawah Island, SC	Sept. 26-29	U.S. 14½ Europe 13½
1993	The Belfry Golf Club, Sutton Coldfield, England	Sept. 24-26	U.S. 15 Europe 13
1995	Oak Hill CC, Rochester, NY	Sept. 22-24	Europe 14½ U.S. 13½
1997	Valderrama GC, Sotogrande, Spain	Sept. 26-28	Europe 14½ U.S. 13½

(The United States leads the series, 23-7-2.)

# THE RYDER CUP

The 1999 U.S. Ryder Cup Team will be selected by Ryder Cup points earned from the beginning of 1998 through this year's PGA Championship. The top 10 point-getters qualify for the 12-man team. U.S. Captain Ben Crenshaw will choose two players to complete the team. The first 10 players for the European side will be selected on the basis of points accumulated beginning with the 1998 Canon European Masters and running through this year's BMW International Open, which concludes Aug. 29. European Captain Mark James also will make two captain's choices.

Points for the U.S. team will be awarded to the first 10 positions in each PGA TOUR event on the following basis, with points weighted toward the 1999 season:

PGA Championship, U.S. Open, Masters Tournament and the British Open (1998/1999): 1st—225/300; 2nd—135/180; 3rd—120/160; 4th—105/140; 5th—90/120; 6th—75/100; 7th—60/80; 8th—45/60; 9th—30/40; 10th—15/20.

All other PGA TOUR events (1998/1999): 1st—75/150; 2nd—45/90; 3rd—40/80; 4th—35/70; 5th—30/60; 6th—25/50; 7th—20/40; 8th—15/30; 9th—10/20; 10th—5/10.

If a player who is ineligible finishes in one of those positions, no points will be awarded for that position. In order to be eligible, a player must be a U.S. citizen and a member of the PGA of America.

## 1997 MATCH RESULTS

### FIRST DAY

#### Four-Ball—United States 2, Europe 2

Jose Maria Olazabal/Costantino Rocca (Europe) def. Davis Love III/Phil Mickelson, 1 up  
Fred Couples/Brad Faxon (USA) def. Nick Faldo/Lee Westwood, 1 up  
Jesper Parnevik/Per-Ulrik Johansson (Europe) def. Tom Lehman/Jim Furyk, 1 up  
Tiger Woods/Mark O'Meara (USA) def. Colin Montgomerie/Bernhard Langer, 3 and 2

#### Foursomes—Europe 1, United States 1

Scott Hoch/Lee Janzen (USA) def. Rocca/Olazabal, 1 up  
Langer/Montgomerie (Europe) def. O'Meara/Woods, 5 and 3  
Faldo/Westwood (Europe), 2 up vs. Justin Leonard/Jeff Maggert, (15), darkness  
Lehman/Mickelson (USA) even with Parnevik/Ignacio Garrido, (12), darkness

**Day One Totals: United States 3, Europe 3**

### SECOND DAY

#### Foursomes—Europe 1½, United States ½

(Suspended matches from Friday)  
Faldo/Westwood (Europe) def. Leonard/Maggert, 3 and 2  
Lehman/Mickelson (USA) halved with Parnevik/Garrido

#### Four-Ball—Europe 3½, United States ½

Montgomerie/Darren Clarke (Europe) def. Couples/Love, 1 up  
Ian Woosnam/Thomas Bjorn (Europe) def. Leonard/Faxon, 2 and 1  
Faldo/Westwood (Europe) def. Woods/O'Meara, 3 and 1  
Mickelson/Lehman (USA) halved with Olazabal/Garrido

#### Foursomes—Europe 1, United States 0

Montgomerie/Langer (Europe) def. Janzen/Furyk, 1 up  
Hoch/Maggert (USA), 1 up vs. Faldo/Westwood (14), darkness  
Leonard/Woods (USA), even with Parnevik/Garrido (7), darkness  
Olazabal/Rocca (Europe), 1 up vs. Love/Couples (7), darkness

**Day Two Totals: Europe 6, United States 1**

### FINAL DAY

#### Foursomes - United States 1½, Europe 1½

(Suspended matches from Saturday)  
Hoch/Maggert (USA) def. Faldo/Westwood, 2 and 1  
Leonard/Woods (USA) halved with Parnevik/Garrido  
Olazabal/Rocca (Europe) def. Love/Couples, 5 and 4

#### Singles—United States 8, Europe 4

Couples (USA) def. Woosnam, 8 and 7	Janzen (USA) def. Olazabal, 1 up
Johansson (Europe) def. Love, 3 and 2	Langer (Europe) def. Faxon, 2 and 1
Rocca (Europe) def. Woods, 4 and 2	Maggert (USA) def. Westwood, 3 and 2
Leonard (USA) halved with Bjorn (Europe)	Hoch (USA) halved with Montgomerie (Europe)
Mickelson (USA) def. Clarke, 2 and 1	Furyk (USA) def. Faldo, 3 and 2
O'Meara (USA) def. Parnevik, 5 and 4	Lehman (USA) def. Garrido, 7 and 6

**Day Three Totals: United States 9½, Europe 5½**

**FINAL TOTALS: Europe 14½, United States 13½**

## WORLD CUP OF GOLF

David Carter and Nick Faldo, representing England, won their country's first World Cup of Golf by two strokes over Italy. England had finished second three times previously. The United States, represented by John Daly and Scott Verplank, finished in a three-way tie for third with Argentina and Scotland, three strokes back. Verplank won medalist honors at 9-under-par 279.

The World Cup of Golf features competition among 32 teams from around the globe. Fred Couples and Davis Love III won a record four consecutive World Cups for the United States from 1992-95. Jack Nicklaus and Arnold Palmer also won four times, in 1963-64 and 1966-67.

The existing World Cup of Golf, which started in 1953, becomes the team competition for the World Golf Championships next year. It will be known as the WORLD GOLF CHAMPIONSHIPS-World Cup Team. The 45th and final World Cup of Golf will be played this year at Gulf Harbour Resort in Auckland, New Zealand. Dates of the 1999 competition are Nov. 18-21.

YEAR	COUNTRY	WINNING TEAM MEMBERS	INDIVIDUAL MEDALIST
1953	Argentina	Antonio Cerda, Roberto De Vincenzo	Antonio Cerda, Argentina
1954	Australia	Peter Thomson, Kel Nagle	Stan Leonard, Canada
1955	United States	Chick Harbert, Ed Furgol	Ed Furgol, United States
1956	United States	Ben Hogan, Sam Snead	Ben Hogan, United States
1957	Japan	Torakichi Nakamura, Koichi Ono	Torakichi Nakamura, Japan
1958	Ireland	Harry Bradshaw, Christy O'Connor	Angel Miguel, Spain
1959	Australia	Peter Thomson, Kel Nagle	Stan Leonard, Canada
1960	United States	Sam Snead, Arnold Palmer	Flory Von Donck, Belgium
1961	United States	Sam Snead, Jimmy Demaret	Sam Snead, United States
1962	United States	Sam Snead, Arnold Palmer	Roberto De Vincenzo, Argentina
1963	United States	Arnold Palmer, Jack Nicklaus	Jack Nicklaus, United States
1964	United States	Arnold Palmer, Jack Nicklaus	Jack Nicklaus, United States
1965	South Africa	Gary Player, Harold Henning	Gary Player, South Africa
1966	United States	Jack Nicklaus, Arnold Palmer	George Knudson, Canada
1967	United States	Jack Nicklaus, Arnold Palmer	Arnold Palmer, United States
1968	Canada	Al Balding, George Knudson	Al Balding, Canada
1969	United States	Orville Moody, Lee Trevino	Lee Trevino, United States
1970	Australia	Bruce Devlin, David Graham	Roberto De Vincenzo, Argentina
1971	United States	Jack Nicklaus, Lee Trevino	Jack Nicklaus, United States
1972	Taiwan	Hsieh Min Nan, Lu Liang Huan	Hsieh Min Nan, Taiwan
1973	United States	Jack Nicklaus, Johnny Miller	Johnny Miller, United States
1974	South Africa	Bobby Cole, Dale Hayes	Bobby Cole, South Africa
1975	United States	Johnny Miller, Lou Graham	Johnny Miller, United States
1976	Spain	Seve Ballesteros, Manuel Pinero	Ernesto Acosta, Mexico
1977	Spain	Seve Ballesteros, Antonio Garrido	Gary Player, South Africa
1978	United States	John Mahaffey, Andy North	John Mahaffey, United States
1979	United States	John Mahaffey, Hale Irwin	Hale Irwin, United States
1980	Canada	Dan Halldorson, Jim Nelford	Sandy Lyle, Scotland
1981	Not played		
1982	Spain	Manuel Pinero, Jose Maria Canizares	Manuel Pinero, Spain
1983	United States	Rex Caldwell, John Cook	Dave Barr, Canada
1984	Spain	Jose Maria Canizares, Jose Rivero	Jose Maria Canizares
1985	Canada	Dan Halldorson, Dave Barr	Howard Clark, England
1986	Not played		
1987	Wales	Ian Woosnam, David Llewellyn	Ian Woosnam, Wales
1988	United States	Ben Crenshaw, Mark McCumber	Ben Crenshaw, United States
1989	Australia	Wayne Grady, Peter Fowler	Peter Fowler, Australia
1990	Germany	Bernhard Langer, Torsten Gideon	Payne Stewart, United States
1991	Sweden	Anders Forsbrand, Per Ulrik Johansson	Ian Woosnam, Wales
1992	United States	Fred Couples, Davis Love III	Brett Ogle, Australia
1993	United States	Fred Couples, Davis Love III	Bernhard Langer, Germany
1994	United States	Fred Couples, Davis Love III	Fred Couples, United States
1995	United States	Fred Couples, Davis Love III	Davis Love III, United States
1996	South Africa	Ernie Els, Wayne Westner	Ernie Els, South Africa
1997	Ireland	Padraig Harrington, Paul McGinley	Colin Montgomerie, Scotland
1998	England	David Carter, Nick Faldo	Scott Verplank, United States

(See 1998 World Cup of Golf summary on pages 3-130 and 3-131.)

## ● OFFICIAL WORLD GOLF RANKING

The Official World Golf Ranking, which is endorsed by the organizations that conduct the four major championships and the five professional tours that make up the International Federation of PGA Tours, is issued every Monday following the completion of the previous week's tournaments from around the world.

Results from events on the five professional tours — the PGA TOUR, PGA European Tour, Southern Africa PGA Tour, PGA Tour of Australasia and PGA Tour of Japan — are evaluated and points are awarded according to the players' finishing positions. Tournaments are "rated" according to the strength of field based on the number and ranking of the players in respective tournament fields (event "ratings"). The four major championships and THE PLAYERS Championship are rated separately to reflect the higher quality of the events. In addition, the Volvo PGA Championship in Europe and the Australian, Japan and South African Open Championships are allocated higher minimum point levels to reflect their status.

The World Ranking points for each player are accumulated over a two-year "rolling" period, with the points awarded in the most recent 52-week period doubled. Each player then is ranked according to his average points per tournament, which is determined by dividing his total number of points by the tournaments he has played over that two-year period. There is a minimum requirement of 20 tournaments for each 52-week period.

The winners of the Masters Tournament, U.S. Open, British Open and PGA Championship are awarded 50 points (30 points for second place, 20 for third, 15 for fourth, down to a single point for a player completing the final round), and the winner of THE PLAYERS Championship is awarded 40 points (points are awarded down to 50th place). The Volvo PGA Championship has a minimum 32 points for the winner (points down to 40th place). Minimum points levels for the winners of official Tour events have been set at six points for Southern Africa (points to ninth place), eight points for Australasia and Japan (points to 11th place), and 12 points for Europe and the United States (points to 16th place). In addition, the Open Championships of Australia, Japan and South Africa have a minimum of 16 points for the winner (down to a single point for 21st place).

Full Ranking Points are awarded for tournaments reduced to 54 holes because of inclement weather or other reasons. For events completing only 36 holes, Ranking Points are reduced by 25 percent.

The Official World Golf Ranking is available each week at PGA TOUR sites. The top 50 as of December 13, 1998 was as follows:

POS.	PLAYER	AVERAGE	POS.	PLAYER	AVERAGE
1.	*Tiger Woods	12.30	26.	*Steve Stricker	4.60
2.	*Mark O'Meara	10.43	27.	*Payne Stewart	4.51
3.	*David Duval	9.67	28.	Bernhard Langer	4.45
4.	*Davis Love III	9.43	29.	*John Huston	4.40
5.	*Ernie Els	9.18	30.	*Jeff Maggert	4.25
6.	*Nick Price	8.98	31.	*John Cook	4.25
7.	Colin Montgomerie	8.91	32.	*Bob Tway	4.09
8.	Lee Westwood	8.65	33.	*Stuart Appleby	4.09
9.	*Vijay Singh	8.51	34.	*Hal Sutton	4.00
10.	*Phil Mickelson	7.76	35.	*Steve Jones	3.61
11.	*Fred Couples	7.65	36.	Brandt Jobe	3.60
12.	*Jim Furyk	7.23	37.	Ian Woosnam	3.44
13.	Jumbo Ozaki	6.77	38.	*Jeff Sluman	3.38
14.	*Jesper Parnevik	6.47	39.	Carlos Franco	3.36
15.	*Justin Leonard	6.42	40.	*Brad Faxon	3.36
16.	*Steve Elkington	6.18	41.	Thomas Bjorn	3.33
17.	Darren Clarke	5.72	42.	*Billy Mayfair	3.30
18.	*Greg Norman	5.65	43.	Shigeki Maruyama	3.27
19.	*Brian Watts	5.23	44.	*Glen Day	3.25
20.	*Scott Hoch	5.22	45.	*Bob Estes	3.16
21.	*Mark Calcavecchia	5.19	46.	*Stewart Cink	3.10
22.	*Tom Lehman	5.08	47.	*Loren Roberts	3.08
23.	*Lee Janzen	5.02	48.	*Andrew Magee	3.05
24.	*Tom Watson	4.75	49.	*Bill Glasson	3.05
25.	Jose Maria Olazabal	4.62	50.	*Scott Verplank	3.00

\* PGA TOUR Member

# WINNERS OF MAJOR U.S. AMATEUR EVENTS

## NCAA CHAMPIONS (SINCE 1949)

YEAR	WINNER	YEAR	WINNER
1949 .....	Harvie Ward, North Carolina	1974 .....	Curtis Strange, Wake Forest
1950 .....	Fred Wampler, Purdue	1975 .....	Jay Haas, Wake Forest
1951 .....	Tom Nieporte, Ohio State	1976 .....	Scott Simpson, USC
1952 .....	Jim Vickers, Oklahoma	1977 .....	Scott Simpson, USC
1953 .....	Earl Moeller, Oklahoma State	1978 .....	David Edwards, Oklahoma State
1954 .....	Hillman Robbins, Memphis State	1979 .....	Gary Hallberg, Wake Forest
1955 .....	Joe Campbell, Purdue	1980 .....	Jay Don Blake, Utah State
1956 .....	Rick Jones, Ohio State	1981 .....	Ron Commans, USC
1957 .....	Rex Baxter Jr. Houston	1982 .....	Billy Ray Brown, Houston
1958 .....	Phil Rodgers, Houston	1983 .....	Jim Carter, Arizona State
1959 .....	Dick Crawford, Houston	1984 .....	John Inman, North Carolina
1960 .....	Dick Crawford, Houston	1985 .....	Clark Burroughs, Ohio State
1961 .....	Jack Nicklaus, Ohio State	1986 .....	Scott Verplank, Oklahoma State
1962 .....	Kermit Zarley, Houston	1987 .....	Brian Watts, Oklahoma State
1963 .....	R.H. Sikes, Arkansas	1988 .....	E.J. Pfister, Oklahoma State
1964 .....	Terry Small, San Jose State	1989 .....	Phil Mickelson, Arizona State
1965 .....	Marty Fleckman, Houston	1990 .....	Phil Mickelson, Arizona State
1966 .....	Bob Murphy, Florida	1991 .....	Warren Schutte, Nevada-Las Vegas
1967 .....	Hale Irwin, Colorado	1992 .....	Phil Mickelson, Arizona State
1968 .....	Grier Jones, Oklahoma State	1993 .....	Todd Demsey, Arizona State
1969 .....	Bob Clark, Los Angeles State	1994 .....	Justin Leonard, Texas
1970 .....	John Mahaffey, Houston	1995 .....	Chip Spratlin, Auburn
1971 .....	Ben Crenshaw, Texas	1996 .....	Tiger Woods, Stanford
1972 .....	Ben Crenshaw, Texas Tom Kite, Texas	1997 .....	Charles Warren, Clemson
1973 .....	Ben Crenshaw, Texas	1998 .....	James McLean, Minnesota

## U.S. AMATEUR CHAMPIONS (SINCE 1949)

YEAR	MATCH PLAY	MATCH PLAY	
1949 .....	Charles R. Coe	1973 .....	Craig Stadler
1950 .....	Sam Urzetta	1974 .....	Jerry Pate
1951 .....	Billy Maxwell	1975 .....	Fred Ridley
1952 .....	Jack Westland	1976 .....	Bill Sander
1953 .....	Gene A. Littler	1977 .....	John Fought
1954 .....	Arnold Palmer	1978 .....	John Cook
1955 .....	E. Harvie Ward, Jr.	1979 .....	Mark O'Meara
1956 .....	E. Harvie Ward, Jr.	1980 .....	Hal Sutton
1957 .....	Hillman Robbins, Jr.	1981 .....	Nathaniel Crosby
1958 .....	Charles R. Coe	1982 .....	Jay Sigel
1959 .....	Jack W. Nicklaus	1983 .....	Jay Sigel
1960 .....	Deane R. Beman	1984 .....	Scott Verplank
1961 .....	Jack W. Nicklaus	1985 .....	Sam Randolph
1962 .....	Labron E. Harris Jr.	1986 .....	Buddy Alexander
1963 .....	Deane R. Beman	1987 .....	Bill Mayfair
1964 .....	William C. Campbell	1988 .....	Eric Meeks
		1989 .....	Chris Patton
		1990 .....	Phil Mickelson
		1991 .....	Mitch Voges
		1992 .....	Justin Leonard
		1993 .....	John Harris
		1994 .....	Tiger Woods
		1995 .....	Tiger Woods
		1996 .....	Tiger Woods
		1997 .....	Matt Kuchar
		1998 .....	Hank Kuehne

STROKE PLAY		
1965 .....	Robert J. Murphy .....	291
1966 .....	Gary Cowan .....	285
1967 .....	Robert B. Dickson .....	285
1968 .....	Bruce Fleisher .....	284
1969 .....	Steven N. Melnyk .....	286
1970 .....	Lanny Wadkins .....	*279
1971 .....	Gary Cowan .....	280
1972 .....	Vinny Giles .....	285

### STROKE PLAY

1965 .....	Robert J. Murphy .....	291
1966 .....	Gary Cowan .....	285
1967 .....	Robert B. Dickson .....	285
1968 .....	Bruce Fleisher .....	284
1969 .....	Steven N. Melnyk .....	286
1970 .....	Lanny Wadkins .....	*279
1971 .....	Gary Cowan .....	280
1972 .....	Vinny Giles .....	285



## WINNERS OF MAJOR U.S. AMATEUR EVENTS

### U.S. PUBLIC LINKS CHAMPIONS (SINCE 1949)

#### YEAR MATCH PLAY



1949 .....	Kenneth J. Towns
1950 .....	Stanley Bielat
1951 .....	Dave Stanley
1952 .....	Omer L. Bogan
1953 .....	Ted Richards, Jr.
1954 .....	Gene Andrews
1955 .....	Sam D. Kocsis
1956 .....	James H. Buxbaum
1957 .....	Don Essig, III
1958 .....	Daniel D. Sikes, Jr.
1959 .....	William A Wright
1960 .....	Verne Callison
1961 .....	Richard H. Sikes
1962 .....	Richard H. Sikes
1963 .....	Robert Lunn
1964 .....	William McDonald
1965 .....	Arne Dokka
1966 .....	Lamont Kaser

#### STROKE PLAY

1967 .....	Verne Callison .....	287
1968 .....	Gene Towry .....	292
1969 .....	J. M. Jackson .....	292
1970 .....	Robert Risch .....	293
1971 .....	Fred Haney .....	290
1972 .....	Bob Allard .....	285
1973 .....	Stan Stopa .....	294
1974 .....	Chas. Barenaba .....	290

#### MATCH PLAY

1975 .....	Randy Barenaba
1976 .....	Eddie Mudd
1977 .....	Jerry Vidovic
1978 .....	Dean Prince
1979 .....	Dennis Walsh
1980 .....	Jodie Mudd
1981 .....	Jodie Mudd
1982 .....	Billy Tuten
1983 .....	Billy Tuten
1984 .....	Bill Malley
1985 .....	Jim Sorenson
1986 .....	Bill Mayfair
1987 .....	Kevin Johnson
1988 .....	Ralph Howe
1989 .....	Tim Hobby
1990 .....	Mike Combs
1991 .....	David Berganio, Jr.
1992 .....	Warren Schutte
1993 .....	David Berganio, Jr.
1994 .....	Guy Yamamoto
1995 .....	Chris Wollman
1996 .....	Tim Hogarth
1997 .....	Tim Clark
1998 .....	Trevor Immelman



Tiger Woods won his seventh title in two-plus seasons on the PGA TOUR with a one-stroke victory over Jay Don Blake at the 1998 BellSouth Classic.

## 1998 PGA TOUR FACTS AND FIGURES

SECTION 5

# 1998 OFFICIAL PGA TOUR MONEY LIST

Name	Events	Wins	Money	Name	Events	Wins	Money
1. DAVID DUVAL .....	23	4	\$2,591,031	66. KEVIN SUTHERLAND .....	30		\$444,429
2. VIJAY SINGH .....	26	2	2,238,998	67. TED TRYBA .....	32		421,786
3. JIM FURYK .....	28	1	2,054,334	68. LEN MATTIACE .....	31		418,416
4. TIGER WOODS .....	20	1	1,841,117	69. SCOTT MCCARRON .....	28		414,247
5. HAL SUTTON .....	30	2	1,838,740	70. STEVE LOWERY .....	28		409,940
6. PHIL MICKELSON .....	24	2	1,837,246	71. JIM CARTER .....	32		407,184
7. MARK O'MEARA .....	19	2	1,786,699	72. JAY DON BLAKE .....	25		405,305
8. JUSTIN LEONARD .....	28	1	1,671,823	73. SCOTT GUMP .....	31		402,092
9. FRED COUPLES .....	17	2	1,650,389	74. BRAD FAXON .....	25		401,496
10. JOHN HUSTON .....	25	2	1,544,110	75. +CLARK DENNIS .....	26		401,440
11. DAVIS LOVE III .....	21	1	1,541,152	76. WILLIE WOOD .....	27		397,110
12. MARK CALCAVECCHIA .....	27	1	1,368,554	77. JOHN DALY .....	25		393,740
13. STEVE STRICKER .....	21		1,313,948	78. ROCCO MEDATE .....	24		389,996
14. JESPER PARNEVIK .....	20	1	1,290,822	79. BRUCE LIETZKE .....	10		377,188
15. GLEN DAY .....	26		1,283,416	80. #BRADLEY HUGHES .....	23		370,767
16. BILLY MAYFAIR .....	27	2	1,281,685	81. ROBERT DAMRON .....	28		370,211
17. SCOTT HOCH .....	27		1,237,053	82. PAUL GOYDOS .....	31		368,413
18. #SCOTT VERPLANK .....	27		1,223,436	83. #STEPHEN AMES .....	16		357,859
19. PAYNE STEWART .....	21		1,193,996	84. BILL GLASSON .....	12		353,222
20. LEE JANZEN .....	24	1	1,155,314	85. CRAIG STADLER .....	18		350,091
21. JEFF SLUMAN .....	30	1	1,148,375	86. NEAL LANCASTER .....	28		346,563
22. JOHN COOK .....	26	1	1,145,511	87. JERRY KELLY .....	31		340,144
23. FRED FUNK .....	32	1	1,121,988	88. MIKE HULBERT .....	31		335,954
24. BOB TWAY .....	28		1,073,447	89. PHIL TATAURANGI .....	28		335,821
25. TOM LEHMAN .....	23		1,033,673	90. ∞BRIAN WATTS .....	4		335,735
26. NICK PRICE .....	18	1	1,019,404	91. RUSS COCHRAN .....	27		332,889
27. JEFF MAGGERT .....	24		992,964	92. PETER JACOBSEN .....	22		327,336
28. BOB ESTES .....	29		987,930	93. +ESTEBAN TOLEDO .....	30		327,244
29. TOM WATSON .....	15	1	976,585	94. GREG KRAFT .....	25		326,571
30. ANDREW MAGEE .....	29		964,302	95. +LEE PORTER .....	30		325,415
31. STEWART CINK .....	28		833,648	96. PAUL STANKOWSKI .....	26		322,036
32. SKIP KENDALL .....	30		796,564	97. ∞COLIN MONTGOMERIE .....	8		321,823
33. ♦TREVOR DODDS .....	29	1	791,340	98. CRAIG PARRY .....	16		312,710
34. STEVE PATE .....	26	1	782,504	99. DAN FORSMAN .....	22		312,058
35. ♦STEVE FLESCHE .....	29		777,186	100. ♦BARRY CHEESMAN .....	32		310,535
36. ERNIE ELS .....	15	1	763,783	101. FUZZY ZOELLER .....	20		305,041
37. BRANDEL CHAMBLEE .....	25	1	755,936	102. DOUG MARTIN .....	33		301,718
38. STEVE JONES .....	23	1	741,544	103. DUFFY WALDORF .....	26		290,092
39. CHRIS PERRY .....	31	1	730,171	104. ♦J.L. LEWIS .....	32		287,753
40. STUART APPLEBY .....	22	1	717,962	105. BRAD FABEL .....	30		285,474
41. BILLY ANDRADE .....	30	1	705,434	106. MARK WIEBE .....	26		282,211
42. STEVE ELKINGTON .....	16	1	695,775	107. OMAR URESTI .....	35		281,347
43. JOE DURANT .....	24	1	651,803	108. FRANK NOBILO .....	21		269,134
44. DAVID TOMS .....	26		635,073	109. DOUG BARRON .....	30		268,952
45. FRANK LICKLITER .....	32		600,847	110. LEE RINKER .....	32		264,164
46. ∞LEE WESTWOOD .....	8	1	599,586	111. ♦CHRIS DIMARCO .....	31		260,334
47. OLIN BROWNE .....	25	1	590,240	112. ♦BEN BATES .....	31		260,225
48. MICHAEL BRADLEY .....	22	1	576,501	113. +JEFF GALLAGHER .....	29		259,769
49. BRENT GEIBERGER .....	26		573,098	114. BRIAN HENNINGER .....	29		256,714
50. PAUL AZINGER .....	22		568,233	115. TOMMY TOLLES .....	29		255,053
51. +J.P. HAYES .....	22	1	555,272	116. TOM BYRUM .....	30		252,832
52. TOMMY ARMOUR III .....	28		554,650	117. +FRANKLIN LANGHAM .....	30		248,412
53. DUDLEY HART .....	25		553,729	118. GRANT WAITE .....	31		245,636
54. TIM HERRON .....	29		525,373	119. #KEVIN WENTWORTH .....	28		245,174
55. #TOM PERNICE, JR. ....	27		520,400	120. LARRY RINKER .....	31		240,743
56. JAY HAAS .....	25		515,454	121. JOE OZAKI .....	17		240,551
57. +BOB FRIEND .....	30		492,189	122. DAVID SUTHERLAND .....	31		239,330
58. KENNY PERRY .....	25		487,551	123. MIKE REID .....	26		238,505
59. KIRK TRIPLETT .....	25		472,145	124. MIKE SPRINGER .....	34		230,795
60. LOREN ROBERTS .....	22		467,285	125. #BLAINE MCCALLISTER .....	30		228,304
61. JOE SINDELAR .....	27		466,797	126. P.H. HORGAN III .....	34		224,100
62. LARRY MIZE .....	24		464,294	127. BRETT QUIGLEY .....	29		224,076
63. ♦HARRISON FRAZAR .....	26		461,633	128. MIKE BRISKY .....	31		220,389
64. SCOTT SIMPSON .....	20	1	449,777	129. MARK BROOKS .....	30		219,570
65. NOLAN HENKE .....	25		444,561	130. DAVID OGRIN .....	29		219,523

∞ Non-PGA TOUR Member

# 1997 Qualifying Tournament Grad

♦ 1997 Top 15 NIKE TOUR

+ Q-School Grad/NIKE TOUR Member

# 1998 OFFICIAL PGA TOUR MONEY LIST (cont.)

Name	Events	Money	Name	Events	Money
131. #MIKE WEIR .....	27	\$218,967	196. ∞GREG TURNER .....	4	\$74,604
132. DAVE STOCKTON, JR. ....	22	218,934	197. +JIM ESTES .....	26	73,438
133. ∞JOSE MARIA OLAZABAL ..	7	208,486	198. GUY BOROS .....	35	73,203
134. #BRUCE FLEISHER .....	25	201,086	199. #GUY HILL .....	27	71,495
135. DOUG TEWELL .....	15	200,466	200. ∞COSTANTINO ROCCA .....	6	71,040
136. PHIL BLACKMAR .....	27	200,219	201. BILLY RAY BROWN .....	25	63,724
137. ◇R.W. EAKS .....	34	199,499	202. JOHN ADAMS .....	25	56,467
138. RICK FEHR .....	21	196,745	203. WOODY AUSTIN .....	10	56,028
139. KELLY GIBSON .....	34	194,574	204. ANDY BEAN .....	20	48,964
140. MIKE STANDLY .....	31	191,976	205. DON POOLEY .....	20	48,547
141. ∞ROBERT ALLENBY .....	9	191,867	206. GENE SAUERS .....	11	47,917
142. CLARENCE ROSE .....	33	190,343	207. ∞GORDON J. BRAND .....	1	47,705
143. +BOB GILDER .....	31	186,913	208. JIMMY JOHNSTON .....	21	44,391
144. CHRIS SMITH .....	31	184,933	209. DAVE BARR .....	22	44,131
145. #SPIKE MCROY .....	32	179,770	210. #JOHN MORSE .....	23	43,140
146. SANDY LYLE .....	23	176,354	211. ◇JOE DALEY .....	27	42,092
147. PETE JORDAN .....	34	175,807	212. #VANCE VEAZEY .....	29	41,145
148. DAVID FROST .....	23	175,621	213. ∞MARK WURTZ .....	23	40,215
149. D.A. WEIBRING .....	24	174,504	214. ∞BOB MAY .....	2	40,130
150. ◇MARK CARNEVALE .....	32	174,470	215. ∞ALLEN DOYLE .....	2	39,315
151. #RICHARD COUGHLAN .....	31	174,035	216. ∞PETER O'MALLEY .....	5	39,094
152. +TIM LOUSTALOT .....	24	172,918	T217. ∞PETER BAKER .....	1	38,904
153. JOHN MAGINNES .....	8	172,165	T217. ∞DES SMYTH .....	1	38,904
154. ◇BOBBY WADKINS .....	32	171,854	219. ∞SHINICHI YOKOTA .....	2	38,250
155. COREY PAVIN .....	23	168,485	220. ∞ANDREW COLTART .....	4	37,971
156. GARY HALLBERG .....	20	167,540	221. ∞CASEY MARTIN .....	3	37,221
157. GABRIEL HJERTSTEDT .....	26	167,072	222. ∞BRUCE ZABRISKI .....	6	36,872
158. BRIAN CLAAR .....	18	161,630	223. ∞EDUARDO ROMERO .....	3	35,945
159. TOM KITE .....	22	161,295	224. ∞ASHLEY CHINNER .....	1	35,444
160. JAY DELSING .....	24	154,683	225. #BOBBY GAGE .....	23	33,881
161. JIM GALLAGHER, JR. ....	28	153,992	226. ROBIN FREEMAN .....	12	32,960
162. #JOHN RIEGGER .....	29	150,874	227. LANNY WADKINS .....	12	32,436
163. NICK FALDO .....	15	150,703	228. ∞DAVID CARTER .....	3	31,521
164. ∞PER-ULRIK JOHANSSON ..	8	149,192	229. RAY FLOYD .....	2	31,000
165. ◇GLEN HNATIUUK .....	30	148,098	230. ∞JEFF SANDAY .....	2	30,450
166. #HUGH ROYER III .....	31	143,963	231. RICHARD ZOKOL .....	7	29,905
167. DONNIE HAMMOND .....	27	141,843	232. +IAIN STEEL .....	24	29,143
168. ∞BERNHARD LANGER .....	8	141,715	233. ∞MARK JAMES .....	1	28,327
169. +TIM CONLEY .....	26	140,355	234. #DICKY PRIDE .....	26	27,680
170. RONNIE BLACK .....	28	139,631	235. GREG NORMAN .....	3	25,925
171. +KENT JONES .....	29	133,339	236. DAVID PEOPLES .....	9	24,994
172. JACK NICKLAUS .....	5	128,157	237. SAM RANDOLPH .....	5	24,779
173. RAYMOND RUSSELL .....	1	126,117	238. ∞PADRAIG HARRINGTON ..	3	23,352
174. ∞IAN WOOSNAM .....	8	123,005	239. FRED WADSWORTH .....	5	23,250
175. ∞DARREN CLARKE .....	6	121,628	240. WAYNE GRADY .....	18	22,045
176. FULTON ALLEN .....	21	118,714	241. MIKE SULLIVAN .....	8	21,582
177. ∞BRANDT JOBE .....	4	114,285	242. ∞CARLOS FRANCO .....	2	21,079
178. ◇MIKE SMALL .....	26	112,336	243. STAN UTLEY .....	7	20,802
179. #SONNY SKINNER .....	31	109,418	244. ∞SAM TORRANCE .....	1	20,530
180. #JIM MCGOVERN .....	28	106,726	245. #NICLAS FASTH .....	15	20,360
181. TOM PURTZER .....	16	101,989	246. ∞MITSUTAKA KUSAKABE ..	1	19,050
182. LENNIE CLEMENTS .....	28	99,839	247. DAVE RUMMELLS .....	18	18,746
183. #CRAIG BARLOW .....	29	98,111	248. ∞TONY JOHNSTONE .....	2	18,575
184. DAVID EDWARDS .....	24	97,252	249. KEITH CLEARWATER .....	13	18,465
185. MIKE HEINEN .....	15	93,134	250. ∞KEOKE COTNER .....	1	18,000
186. ∞THOMAS BJORN .....	3	92,838	251. #KEITH NOLAN .....	25	17,203
187. +STEVE JURGENSEN .....	29	88,783	252. ∞JOE ACOSTA, JR. ....	2	16,898
188. CURT BYRUM .....	9	88,734	253. KEN GREEN .....	18	16,858
189. ◇BRIAN KAMM .....	28	87,326	254. MICHAEL CHRISTIE .....	20	16,559
190. JONATHAN KAYE .....	21	86,496	255. ∞SCOTT DUNLAP .....	1	16,499
191. ∞ERIC BOOKER .....	2	84,288	256. ∞BRAD ELDER .....	7	14,842
192. CURTIS STRANGE .....	16	78,836	T257. ∞SANTIAGO LUNA .....	1	14,641
193. ∞SHIGEKI MARYUYAMA .....	6	78,556	T257. ∞SVEN STRUVER .....	1	14,641
194. KEITH FERGUS .....	17	77,098	T259. ∞JOAKIM HAEGGMAN .....	2	13,736
195. ROBERT GAMEZ .....	24	76,148	T259. ∞PATRIK SJOLAND .....	3	13,736

∞ Non-PGA TOUR Member  
# 1997 Qualifying Tournament Grad

◇ 1997 Top 15 NIKE TOUR  
+ Q-School Grad/NIKE TOUR Member

# 1998 OFFICIAL PGA TOUR MONEY LIST (cont.)

Name	Events	Money	Name	Events	Money
T259. ∞STEEN TINNING .....	1	\$13,736	307. TONY SILLS .....	5	\$5,475
T259. ∞PHILIP WALTON .....	1	13,736	308. ∞JOHN JOHNSON .....	1	5,350
T263. ∞RODGER DAVIS .....	1	12,471	309. HALE IRWIN .....	2	5,244
T263. ∞David Howell .....	1	12,471	310. ∞DAVID MCKENZIE .....	1	5,210
T263. ∞KATSUYOSHI TOMORI .....	1	12,471	311. ∞CHRISTOPHER HANELL .....	1	5,207
266. DAN POHL .....	9	11,523	312. ∞KEIICHIRO FUKABORI .....	2	4,925
267. LARRY NELSON .....	4	11,400	313. WAYNE LEVI .....	9	4,900
268. BEN CRENSHAW .....	15	11,393	314. ∞DARRELL KESTNER .....	1	4,623
269. ∞FRANKIE MINOZA .....	1	11,285	315. ∞YOSHINORI MIZUMAKI .....	3	4,608
270. GARY PLAYER .....	2	11,200	316. ∞ROBERT THOMPSON .....	3	4,587
271. DAN HALLDORSON .....	6	11,056	317. ∞DENNIS PAULSON .....	1	4,557
272. CHIP BECK .....	29	10,866	318. DANNY EDWARDS .....	13	4,422
T273. ∞GREG CHALMERS .....	2	10,305	T319. ∞IAN LEGGATT .....	2	4,420
T273. ∞IGNACIO GARRIDO .....	4	10,305	T319. ∞DANNY MIJOVIC .....	2	4,420
275. GREG TWIGGS .....	5	10,107	321. ∞CHAD CAMPBELL .....	1	4,332
276. DICK MAST .....	8	9,893	322. TED SCHULZ .....	11	4,137
T277. ∞MICHAEL CAMPBELL .....	1	9,541	323. ED FIORI .....	3	4,080
T277. ∞MICHAEL R. LONG .....	1	9,541	324. GARY KOCH .....	2	4,000
279. ∞PAUL DEVENPORT .....	2	9,334	325. ∞RYAN HOWISON .....	1	3,996
280. ∞ANDREW CLAPP .....	1	9,294	326. JIM THORPE .....	9	3,980
281. ∞EDWARD FRYATT .....	2	9,240	327. ∞STEVE HART .....	1	3,971
282. ∞GARY EVANS .....	1	9,212	T328. ∞SCOTT HEBERT .....	2	3,960
283. ∞PHILIP JONAS .....	2	9,075	T328. ∞JEFF ROTH .....	1	3,960
284. ∞ANDREW MCLARDY .....	1	9,048	330. ∞ZORAN ZORKIC .....	1	3,880
285. ∞FREDRIK JACOBSON .....	1	8,965	331. ∞KEN CONANT .....	3	3,864
286. ∞SHAUN MICHEEL .....	2	8,918	332. ∞MIKE SAN FILIPPO .....	1	3,840
287. ∞KAZUHIKO HOSOKAWA .....	5	8,883	333. ∞JAY HOBBY .....	1	3,800
288. HOWARD TWITTY .....	15	8,874	334. ∞RAY STEWART .....	1	3,700
289. ∞ROBERT GILES .....	1	8,801	335. BOBBY CLAMPETT .....	4	3,488
290. ∞ANDY OLDCORN .....	1	8,636	336. ∞FRAN QUINN .....	1	3,463
291. ∞JAMES M. JOHNSON .....	1	8,531	337. ∞SHANNON SYKORA .....	1	3,435
292. ∞PETE MORGAN .....	5	8,485	338. ∞GREG GREGORY .....	1	3,400
293. JOHN MAHAFFEY .....	3	7,779	339. ∞DAVID ISHII .....	1	3,330
294. ∞EDUARDO HERRERA .....	2	7,757	T340. ∞MARCO DAWSON .....	1	3,173
295. ∞ROCKY WALCHER .....	1	7,696	T340. #LAN GOOCH .....	22	3,173
296. MIKE DONALD .....	11	7,590	342. LANCE TEN BROECK .....	4	3,030
297. ∞TOM SIPULA .....	1	7,549	343. BOBBY COLE .....	4	2,970
298. TIM SIMPSON .....	3	7,423	344. BARRY JAECKEL .....	4	2,883
299. ∞J.J. HENRY .....	3	6,871	345. MIKE SMITH .....	3	2,806
300. ∞DAVID BERGANIO, JR. ....	3	6,487	346. LON HINKLE .....	7	2,760
301. ∞TAYLOR SMITH .....	2	6,360	347. JACK RENNER .....	3	2,697
302. MARK PFEIL .....	5	6,225	T348. ∞JACK O'KEEFE .....	1	2,592
303. ∞DOUG DUNAKY .....	1	6,045	T348. ∞TRAY TYNER .....	1	2,592
304. ∞MICHAEL MUEHR .....	1	5,913	T350. BOB LOHR .....	8	2,508
305. ∞ROBERT KARLSSON .....	5	5,750	T350. GREG POWERS .....	2	2,508
306. ∞STEPHEN LEANEY .....	2	5,650	352. BUNKY HENRY .....	2	2,376
			TOUR AVG. ....		\$273,999

∞ Non-PGA TOUR Member  
# 1997 Qualifying Tournament Grad

◇ 1997 Top 15 NIKE TOUR  
+ Q-School Grad/NIKE TOUR Member



## 1998 PGA TOUR FACTS AND FIGURES

<b>LOW 9:</b>	28 (8-under)	<i>David Duval</i> , Tucson Chrysler Classic
	28 (8-under)	<i>Loren Roberts</i> , Greater Milwaukee Open
	28 (7-under)	<i>Vijay Singh</i> , Canon Greater Hartford Open
<b>LOW 18:</b>	62 (10-under)	<i>Bruce Lietzke</i> , Bob Hope Chrysler Classic; <i>Davis Love III</i> , Buick Invitational; <i>David Duval</i> , Tucson Chrysler Classic; <i>Jim Furyk</i> , Doral-Ryder Open
	62 (9-under)	<i>Loren Roberts</i> , <i>Nolan Henke</i> , Greater Milwaukee Open
	62 (8-under)	<i>Scott Gump</i> , <i>Vijay Singh</i> , Canon Greater Hartford Open; <i>John Cook</i> , NEC World Series of Golf
<b>LOW FIRST 18:</b>	62 (10-under)	<i>Davis Love III</i> , Buick Invitational
	62 (9-under)	<i>Loren Roberts</i> , Greater Milwaukee Open
<b>LOW FIRST 36:</b>	128 (16-under)	<i>John Huston</i> (63-65), United Airlines Hawaiian Open; <i>David Duval</i> (66-62), Tucson Chrysler Classic
<b>LOW 36:</b> (any rounds)	128 (16-under)	<i>John Huston</i> (63-65), United Airlines Hawaiian Open (Rounds 1-2); <i>David Duval</i> (66-62), Tucson Chrysler Classic (Rounds 1-2)
<b>LOW FIRST 54:</b>	194 (22-under)	<i>John Huston</i> (63-65-66), United Airlines Hawaiian Open
<b>LOW 54:</b> (any rounds)	194 (22-under)	<i>John Huston</i> (63-65-66), United Airlines Hawaiian Open (Rounds 1-2-3)
<b>LOW 72:</b>	260 (28-under)	<i>John Huston</i> (63-65-66-66), United Airlines Hawaiian Open (PGA TOUR record—most strokes under par, 72-hole tournament)
<b>LOW 90:</b>	332 (28-under)	<i>Fred Couples</i> , <i>Bruce Lietzke</i> , Bob Hope Chrysler Classic
<b>HIGH WINNING SCORE:</b>	280 (even)	<i>Lee Janzen</i> , U.S. Open
<b>LARGEST WINNING MARGIN:</b>	7 strokes	<i>John Huston</i> , United Airlines Hawaiian Open; <i>Davis Love III</i> , MCI Classic
<b>LOW START BY WINNER:</b>	63 (9-under)	<i>John Huston</i> , United Airlines Hawaiian Open
<b>HIGH START BY WINNER:</b>	74 (2-over)	<i>Mark O'Meara</i> , Masters Tournament
	73 (3-over)	<i>Lee Janzen</i> , U.S. Open
<b>LOW FINISH BY WINNER:</b>	64 (8-under)	<i>Scott Simpson</i> , Buick Invitational; <i>David Duval</i> , Shell Houston Open
<b>HIGH FINISH BY WINNER:</b>	73 (1-over)	<i>David Duval</i> , Tucson Chrysler Classic; <i>Ernie Els</i> , Bay Hill Invitational
<b>LARGEST 18-HOLE LEAD:</b>	3 strokes	<i>Loren Roberts</i> , Greater Milwaukee Open
<b>LARGEST 36-HOLE LEAD:</b>	7 strokes	<i>David Duval</i> , Tucson Chrysler Classic
<b>LARGEST 54-HOLE LEAD:</b>	7 strokes	<i>David Duval</i> , Tucson Chrysler Classic
<b>MOST CONSECUTIVE EVENTS IN THE MONEY:</b>	53	<i>Vijay Singh</i> (1995 NEC World Series of Golf thru 1998 PLAYERS Championship)
<b>HIGH 36-HOLE CUT:</b>	150 (6-over)	Masters Tournament
<b>LOW 36-HOLE CUT:</b>	139 (5-under)	United Airlines Hawaiian Open
	138 (3-under)	Greater Milwaukee Open
<b>FEWEST TO MAKE 36-HOLE CUT:</b>	70	AT&T Pebble Beach National Pro-Am, Buick Challenge

## 1998 PGA TOUR FACTS AND FIGURES (cont'd.)

### **MOST TO MAKE 36-HOLE CUT:**

84, MCI Classic

### **CONSECUTIVE YEARS WITH WIN:**

6, Phil Mickelson (1993-1998)

### **HOLES-IN-ONE (27):**

Lee Janzen, J.L. Lewis, David Edwards, Joe Ozaki, Bob Hope Chrysler Classic; Wayne Levi, Phoenix Open; Dick Mast, Buick Invitational; Greg Kraft, United Airlines Hawaiian Open; Rick Fehr, Nissan Open; Bob Tway, Doral-Ryder Open; Sonny Skinner, Freeport•McDermott Classic; Clark Dennis, Hal Sutton, Greater Greensboro Chrysler Classic; Dave Barr, Shell Houston Open; Chris Perry, U.S. Open; Len Mattiace, Canon Greater Hartford Open; Ted Tryba, Kevin Wentworth, FedEx St. Jude Classic; Chris DiMarco, Buick Open; Tiger Woods, Sprint International; Scott Gump, Esteban Toledo, Greater Vancouver Open; Joe Daley, Greater Milwaukee Open; Fred Funk, Greg Twigg, B.C. Open; Rocco Mediate, Clark Dennis, Westin Texas Open; Jim Carter, Las Vegas Invitational

### **DOUBLE EAGLES (1):**

Woody Austin, #6, TPC at Avenel, Kemper Open

### **TWO EAGLES IN ONE ROUND:**

Steve Stricker, Bob Hope Chrysler Classic; David Duval, Tucson Chrysler Classic; Darren Clarke, Masters Tournament; Fuzzy Zoeller, Greater Greensboro Chrysler Classic; David Duval, Shell Houston Open; Bob Tway, GTE Byron Nelson Classic; Fred Couples, Tom Lehman, Ernie Els, Memorial Tournament; Tommy Tolles, Kelly Gibson, Kemper Open; Franklin Langham, Deposit Guaranty Golf Classic; Glen Day, FedEx St. Jude Classic; Tiger Woods (2 times), Sprint International; Mike Weir, Greater Vancouver Open; Chris Perry, Greater Milwaukee Open; Hal Sutton, Bell Canadian Open; Gary Hallberg, Ronnie Black, Westin Texas Open; John Huston, Michelob Championship at Kingsmill; Jim Carter, Sandy Lyle, Las Vegas Invitational

### **THREE EAGLES IN ONE ROUND:**

Brian Kamm, Kemper Open

### **BACK-TO-BACK EAGLES:**

Fuzzy Zoeller, Greater Greensboro Chrysler Classic (Forest Oaks #2, #3)

### **BEST BIRDIE STREAK:**

6, David Toms, Masters Tournament

### **BEST BIRDIE-EAGLE STREAK:**

6-under, John Daly (B-B-B-B-E), J.L. Lewis (B-B-E-B-B), Bob Hope Chrysler Classic; Donnie Hammond (B-B-B-B-E), Vijay Singh (B-E-B-B-B), Canon Greater Hartford Open; Clarence Rose (E-B-B-B-B), B.C. Open

### **BEST COME-FROM-BEHIND LAST DAY TO WIN:**

8 strokes, Scott Simpson, Buick Invitational  
(Ties PGA TOUR Record)

### **MOST CONSECUTIVE ROUNDS PAR OR BETTER:**

20, Jay Don Blake (Bob Hope Chrysler Classic 5, Phoenix Open 4, Buick Invitational 3, United Airlines Hawaiian Open 4, Tucson Chrysler Classic 4)

### **FIRST-TIME WINNERS (8):**

Jesper Parnevik, Phoenix Open; Lee Westwood, Freeport•McDermott Classic; Trevor Dodds, Greater Greensboro Chrysler Classic; J.P. Hayes, Buick Classic; Joe Durant, Motorola Western Open; Olin Browne, Canon Greater Hartford Open; Brandel Chamblee, Greater Vancouver Open; Chris Perry, B.C. Open

## 1998 PGA TOUR FACTS AND FIGURES (cont'd.)

### MULTIPLE

#### WINNERS (8):

*David Duval* (4), Tucson Chrysler Classic, Shell Houston Open, NEC World Series of Golf, Michelob Championship at Kingsmill  
*Fred Couples* (2), Bob Hope Chrysler Classic, Memorial Tournament  
*Mark O'Meara* (2), Masters Tournament, British Open  
*Billy Mayfair* (2), Nissan Open, Buick Open  
*Phil Mickelson* (2), Mercedes Championships, AT&T Pebble Beach National Pro-Am  
*Vijay Singh* (2), PGA Championship, Sprint International  
*John Huston* (2), United Airlines Hawaiian Open, National Car Rental Golf Classic  
*Hal Sutton* (2), Westin Texas Open, THE TOUR Championship

### WIRE-TO-WIRE

#### WINNERS:

None

### BACK-TO-BACK

#### WINNERS:

*Vijay Singh*, PGA Championship, Sprint International

### COURSE RECORDS

#### (no ties):

64 (7-under), *Skip Kendall*, Valencia CC, Nissan Open (round 3)  
 63 (9-under), *Tiger Woods*, TPC at Sugarloaf, BellSouth Classic (round 3)  
 66 (4-under), *Tiger Woods*, Sahalee CC, PGA Championship (round 1)  
 65 (5-under), *Greg Kraft*, Sahalee CC, PGA Championship (round 3)  
 62 (10-under), *Mike Reid*, LaCantera, GC, Westin Texas Open (round 4)  
 63 (7-under), *Vijay Singh*, East Lake GC, THE TOUR Championship (round 1)

### TOURNAMENT

#### RECORDS:

260 (28-under), *John Huston*, United Airlines Hawaiian Open

### PLAYOFFS:

Bob Hope Chrysler Classic	<i>Fred Couples</i> def. <i>Bruce Lietzke</i> with birdie on first extra hole
Buick Invitational	<i>Scott Simpson</i> def. <i>Skip Kendall</i> with birdie on first extra hole
Nissan Open	<i>Billy Mayfair</i> def. <i>Tiger Woods</i> with birdie on first extra hole
Greater Greensboro Chrysler Classic	<i>Trevor Dodds</i> def. <i>Scott Verplank</i> with par on first extra hole
Buick Classic	<i>J. P. Hayes</i> def. <i>Jim Furyk</i> with birdie on first extra hole
Canon Greater Hartford Open	<i>Olin Browne</i> def. <i>Larry Mize</i> and <i>Stewart Cink</i> with birdie on first extra hole
British Open	<i>Mark O'Meara</i> def. <i>Brian Watts</i> , 17-19, in four-hole playoff
FedEx St. Jude Classic	<i>Nick Price</i> def. <i>Jeff Sluman</i> with birdie on second extra hole
Bell Canadian Open	<i>Billy Andrade</i> def. <i>Bob Friend</i> with par on first extra hole
Buick Challenge	<i>Steve Elkington</i> def. <i>Fred Funk</i> with par on first extra hole
THE TOUR Championship	<i>Hal Sutton</i> def. <i>Vijay Singh</i> with birdie on first extra hole

# THE LAST TIME

## WINNERS

Last to win back-to-back events .....	Vijay Singh, 1998 PGA Championship, Sprint International
Last to win three consecutive events .....	Gary Player, 1978 Masters Tournament, Tournament of Champions, Houston Open
Last to win four consecutive events .....	Jack Burke, Jr., 1952 Texas Open, Houston Open, Baton Rouge Open, St. Petersburg Open
Last to win three consecutive starts .....	David Duval, 1997 Michelob Championship at Kingsmill, Walt Disney World/Oldsmobile Classic, THE TOUR Championship
Last to win same event three consecutive years .....	Tom Watson, 1978-80 Byron Nelson Classic
Last to successfully defend title .....	David Duval, 1997-98 Michelob Championships at Kingsmill
Last to successfully defend title week after winning another event .....	David Frost, 1993 Hardee's Golf Classic (following Canadian Open win)
Last to win same event for first two victories .....	Loren Roberts, 1994-95 Bay Hill Invitational
Last lefthander to win .....	Phil Mickelson, 1998 AT&T Pebble Beach National Pro-Am
Last Monday Open Qualifier to win .....	Fred Wadsworth, 1986 Southern Open
Last to receive sponsor's exemption and win .....	Phil Mickelson (amateur), 1991 Northern Telecom Open
Last rookie to win .....	Tiger Woods (professional), 1996 Las Vegas Invitational
Last rookie to win twice .....	Gabriel Hjertstedt, 1997 B.C. Open
Last amateur to win .....	Tiger Woods, 1996 Las Vegas Invitational, Walt Disney World/Oldsmobile Classic
Last to win in first TOUR start .....	Phil Mickelson, 1991 Northern Telecom Open
Last to win in first start as official member of PGA TOUR .....	Jim Benepe, 1988 Beatrice Western Open
Last time three consecutive first-time winners .....	Robert Gamez, 1990 Northern Telecom Tucson Open
Last wire-to-wire winner (no ties) .....	Michael Bradley, 1996 Buick Challenge; Tiger Woods, 1996 Las Vegas Invitational; David Ogrin, 1996 LaCantera Texas Open
Last time back-to-back wire-to-wire winner, same event .....	Ernie Els, 1997 Buick Classic
Last rookie wire-to-wire winner .....	Ernie Els, 1996-97 Buick Classics
Last to win with even-par score .....	Tim Herron, 1996 Honda Classic
Last to win with over-par score .....	Mark O'Meara, 1998 British Open
Last to win with no bogeys over 72 holes .....	Bruce Lietzke, 1981 Byron Nelson Classic, plus-1
Last time player shot 80 and won .....	Lee Trevino, 1974 Greater New Orleans Open
Last to win by holing final shot from off green .....	Kenny Knox, 1986 Honda Classic (third round)
Last to win first two titles in playoffs .....	Olin Browne, 1998 Canon Greater Hartford Open (playoff)
Last to win playoffs in consecutive weeks .....	David Duval, 1997 Michelob Championship at Kingsmill, Walt Disney World/Oldsmobile Classic
	David Duval, 1997 Michelob Championship at Kingsmill, Walt Disney World/Oldsmobile Classic

## TOURNAMENT FINISHES

Last 36-hole event .....	1996 Buick Challenge
Last 54-hole event .....	1998 Buick Classic
Last Monday finish .....	1997 Memorial Tournament (Monday following tournament)
	1998 AT&T Pebble Beach National Pro-Am (six months later)
Last Monday U.S. Open playoff finish .....	1994 Ernie Els defeated Loren Roberts, Colin Montgomerie
Last Tuesday finish .....	1980 Joe Garagiola-Tucson Open
Last 36-hole final day .....	1997 Honda Classic
Last 54-hole final day .....	1925 Shawnee Open (Willie Macfarlane/Willie Klein 18-hole playoff after field completed 36 holes)
Last time cut made after 18 holes .....	1987 Beatrice Western Open
Last time cut made to closest to 60 .....	1998 Bay Hill Invitational (56)
Last time full final round played Monday .....	1998 AT&T Pebble Beach National Pro-Am

## WEATHER

Last time tournament rained out .....	1991 Independent Insurance Agent Open
Last time it snowed during tournament .....	1987 Greater Greensboro Open
Last time tournament cancelled and not rescheduled .....	1996 AT&T Pebble Beach National Pro-Am
Last time final round postponed and played later in season .....	1998 AT&T Pebble Beach National Pro-Am
Last tournament round suspended by wind ..	Round 2, 1998 Las Vegas Invitational

## DOUBLE EAGLES, ACES & EAGLES

Last time back-to-back eagles .....	Fuzzy Zoeller, 1998 Greater Greensboro Chrysler Classic
Last time double eagle .....	Woody Austin, 1998 Kemper Open

## THE LAST TIME *(continued)*

Last time three eagles in same round ..... Brian Kamm, 1998 Kemper Open  
Last time four aces same day,  
same hole ..... 1989 U.S. Open, Doug Weaver, Mark Wiebe, Jerry Pate, Nick Price  
on hole No. 6. 160 yards, all with a 7-iron

## PLAYOFFS

Last one-hole playoff .....	1998 TOUR Championship (Hal Sutton def. Vijay Singh)
Last two-hole playoff .....	1998 FedEx St. Jude Classic (Nick Price def. Jeff Sluman)
Last three-hole playoff .....	1996 Sprint International (Clarence Rose def. Brad Faxon)
Last four-hole playoff .....	1998 British Open (Mark O'Meara def. Brian Watts)
Last five-hole playoff .....	1995 Buick Classic (Vijay Singh def. Doug Martin)
Last six-hole playoff .....	1986 Kemper Open (Greg Norman def. Larry Mize)
Last seven-hole playoff .....	1991 New England Classic (Bruce Fleisher def. Ian Baker-Finch)
Last eight-hole playoff .....	1983 Phoenix Open (Bob Gilder def. Johnny Miller, Mark O'Meara and Rex Caldwell)
Last 11-hole playoff (PGA TOUR record for sudden death) .....	1949 Motor City Open (Cary Middlecoff and Lloyd Mangrum declared co-winners)
Last 18-hole playoff (plus) .....	1994 U.S. Open (Ernie Els def. Loren Roberts and Colin Montgomerie; Montgomerie eliminated via 18-hole playoff; Els won on 20th extra hole)
Last 18-hole-plus playoff in PGA TOUR event .....	1972 Tucson Open [21 holes] (Miller Barber def. George Archer)
Last 36-hole playoff in PGA TOUR event .....	1947 All-American Open (Bobby Locke def. Ed Oliver)
Last 54-hole playoff in PGA TOUR event .....	1926 Metropolitan Open (Macdonald Smith def. Gene Sarazen)
Last 72-hole playoff (two 36-hole rounds) .....	1931 U.S. Open Championship (Billy Burke def. George Von Elm)
Last playoff won with eagle .....	1996 Sprint International (Clarence Rose def. Brad Faxon)
Last playoff won with birdie .....	1998 TOUR Championship (Hal Sutton def. Vijay Singh)
Last playoff won with bogey .....	1988 Phoenix Open (Sandy Lyle def. Fred Couples, third extra hole)
Last two-man playoff .....	1998 TOUR Championship (Hal Sutton def. Vijay Singh)
Last three-man playoff .....	1998 Canon Greater Hartford Open (Olin Browne def. Larry Mize and Stewart Cink)
Last four-man playoff .....	1990 Doral-Ryder Open (Greg Norman def. Paul Azinger, Mark Calcavecchia and Tim Simpson)
Last five-man playoff .....	1996 Buick Challenge (Michael Bradley def. Fred Funk, Davis Love III, John Maginnes and Len Mattiace)
Last six-man playoff .....	1994 GTE Byron Nelson Classic (Neal Lancaster def. Tom Byrum, Mark Carnevale, David Edwards, Yoshinori Mizumaki and David Ogryn)
Last five-team playoff .....	1985 Chrysler Team Championship
Last tie/no playoff in PGA TOUR event .....	1952 Jacksonville Open (Sam Snead forfeited to Doug Ford after 72 holes)

## MISCELLANEOUS

Last to repeat as money leader .....	Nick Price, 1993-94
Last son of past PGA TOUR champion	
to win TOUR event.....	Guy Boros, 1996 Greater Vancouver Open
Last grandfather to win .....	Johnny Miller, 1994 AT&T Pebble Beach National Pro-Am
Last to win with wife as caddie .....	Steve Stricker, 1996 Motorola Western Open
Last to win with sister as caddie .....	John Huston, 1998 United Airlines Hawaiian Open
Last to eagle first hole first two rounds .....	Nick Price, 1996 BellSouth Classic, Atlanta CC (par-4 first hole)
Last to win using long putter .....	Scott McCarron, 1997 BellSouth Classic
Last to record hole-in-one, eagle-2	
and eagle-3 same week .....	Tiger Woods, 1998 Sprint International



# 1998 PGA TOUR TOURNAMENT SUMMARY

\* Denotes first-time winner

	TOURNAMENT	COURSE	WINNER	SCORE	UNDER PAR	MARGIN	MONEY	RUNNERS-UP
Bank of America West Coast Swing	1. Mercedes Championships	La Costa Resort Carlsbad, CA	Phil Mickelson	271	17-under	1 stroke	\$306,000	Mark O'Meara Tiger Woods
	2. Bob Hope Chrysler Classic	Bermuda Dunes CC Indian Wells CC La Quinta CC Palmer Course at PGA West Bermuda Dunes, CA	Fred Couples	332	28-under	playoff	\$414,000	Bruce Lietzke
	3. Phoenix Open Scottsdale, AZ	TPC of Scottsdale	*Jesper Parnevik	269	15-under	3 strokes	\$450,000	Tommy Armour III Steve Pate Brent Geiberger Tom Watson
	4. AT&T Pebble Beach National Pro-Am (Concluded Aug. 17)	Pebble Beach GL Spyglass Hill GC Poppy Hills GC Pebble Beach, CA	Phil Mickelson	202	14-under	1 stroke	\$450,000	Tom Pernice, Jr.
	5. Buick Invitational	Torrey Pines GC La Jolla, CA	Scott Simpson (tournament reduced to 54 holes due to rain)	204	12-under	playoff	\$378,000	Skip Kendall
	6. United Airlines Hawaiian Open	Waialae CC Honolulu, HI	John Huston	260	28-under	7 strokes	\$324,000	Tom Watson
	7. Tucson Chrysler Classic	Omni Tucson National Resort Tucson, AZ	David Duval	269	19-under	4 strokes	\$360,000	Justin Leonard David Toms
	8. Nissan Open	Valencia CC Valencia, CA	Billy Mayfair	272	12-under	playoff	\$378,000	Tiger Woods
	9. Doral-Ryder Open	Doral Resort & CC Miami, FL	Michael Bradley	278	10-under	1 stroke	\$360,000	John Huston Billy Mayfair
	10. Honda Classic	TPC at Heron Bay Coral Springs, FL	Mark Calcavecchia	270	18-under	3 strokes	\$324,000	Vijay Singh
	11. Bay Hill Invitational	Bay Hill Club & Lodge Orlando, FL	Ernie Els	274	14-under	4 strokes	\$360,000	Jeff Maggert Bob Estes
	12. THE PLAYERS Championship	TPC at Sawgrass Ponte Vedra Beach, FL	Justin Leonard	278	10-under	2 strokes	\$720,000	Tom Lehman Glen Day
	13. Freeport-McDermott Classic	English Turn G&CC New Orleans, LA	*Lee Westwood	273	15-under	3 strokes	\$306,000	Steve Flesch
	14. Masters Tournament	Augusta National GC Augusta, GA	Mark O'Meara	279	9-under	1 stroke	\$576,000	David Duval Fred Couples
	15. MCI Classic	Harbour Town GL Hilton Head Island, SC	Davis Love III	266	18-under	7 strokes	\$342,000	Glen Day
	16. Greater Greensboro Chrysler Classic	Forest Oaks CC Greensboro, NC	*Trevor Dodds	276	12-under	playoff	\$396,000	Scott Verplank
	17. Shell Houston Open	TPC at The Woodlands The Woodlands, TX	David Duval (2)	276	12-under	1 stroke	\$360,000	Jeff Maggert
	18. BellSouth Classic	TPC at Sugarloaf Duluth, GA	Tiger Woods	271	17-under	1 stroke	\$324,000	Jay Don Blake
	19. GTE Byron Nelson Classic	TPC at Las Colinas Cottonwood Valley Course Irving, TX	John Cook	265	15-under	3 strokes	\$450,000	Hal Sutton Harrison Frazer Fred Couples
	20. MasterCard Colonial	Colonial CC Ft. Worth, TX	Tom Watson	265	15-under	2 strokes	\$414,000	Jim Furyk
	21. Memorial Tournament	Muirfield Village GC Dublin, OH	Fred Couples (2)	281	17-under	4 strokes	\$396,000	Andrew Magee
	22. Kemper Open	TPC at Avenel Potomac, MD	Stuart Appleby	274	10-under	1 stroke	\$360,000	Scott Hoch
	23. Buick Classic	Westchester CC Harrison, NY	*J.P. Hayes (tournament reduced to 54 holes due to rain)	203	10-under	playoff	\$324,000	Jim Furyk
	24. U.S. Open	The Olympic Club San Francisco, CA	Lee Janzen	280	even	1 stroke	\$535,000	Payne Stewart
	25. Motorola Western Open	Cog Hill G&CC Lemont, IL	*Joe Durant	271	17-under	2 strokes	\$396,000	Vijay Singh
	26. Canon Greater Hartford Open	TPC at River Highlands Cromwell, CT	*Olin Browne	266	14-under	playoff	\$360,000	Larry Mize Stewart Cink
	27. Quad City Classic	Oakwood CC Coal Valley, IL	Steve Jones	263	17-under	1 stroke	\$279,000	Scott Gump
	28. Deposit Guaranty Golf Classic	Annandale GC Madison, MS	Fred Funk	270	18-under	2 strokes	\$216,000	Tim Loustalot
	29. British Open	Royal Birkdale GC Southport, England	Mark O'Meara (2)	280	even	playoff	\$520,000	Brian Watts
	30. CVS Charity Classic	Pleasant Valley CC Sutton, MA	Steve Pate	269	15-under	1 stroke	\$270,000	Scott Hoch Bradley Hughes

# 1998 PGA TOUR TOURNAMENT SUMMARY

\* Denotes first-time winner

TOURNAMENT	COURSE	WINNER	SCORE	UNDER PAR	MARGIN	MONEY	RUNNERS-UP
31. FedEx St. Jude Classic	TPC at Southwind Germantown, TN	Nick Price	268	16-under	playoff	\$324,000	Jeff Sluman
32. Buick Open	Warwick Hills G&CC Grand Blanc, MI	Billy Mayfair (2)	271	17-under	2 strokes	\$324,000	Scott Verplank
33. PGA Championship	Sahalee CC Redmond, WA	Vijay Singh	271	9-under	2 strokes	\$540,000	Steve Stricker
34. Sprint International	Castle Pines GC Castle Rock, CO	Vijay Singh (2)	+47		6 points	\$360,000	Phil Mickelson Willie Wood
35. NEC World Series of Golf	Firestone CC Akron, OH	David Duval (3)	269	11-under	2 strokes	\$405,000	Phil Mickelson
36. Greater Vancouver Open	Northview Golf & CC Surrey, B.C., Canada	*Brandel Chamblee	265	19-under	3 strokes	\$360,000	Payne Stewart
37. Greater Milwaukee Open	Brown Deer Park GC Milwaukee, WI	Jeff Sluman	265	19-under	1 stroke	\$324,000	Steve Stricker
38. Bell Canadian Open	Glen Abbey GC Oakville, Ont., Canada	Billy Andrade	275	13-under	playoff	\$396,000	Bob Friend
39. B.C. Open	En-Jole GC Endicott, NY	*Chris Perry	273	15-under	3 strokes	\$270,000	Peter Jacobsen
40. Westin Texas Open	LaCantera GC San Antonio, TX	Hal Sutton	270	18-under	1 stroke	\$306,000	Justin Leonard Jay Haas
41. Buick Challenge	Callaway Gardens Pine Mountain, GA	Steve Elkington	267	21-under	playoff	\$270,000	Fred Funk
42. Michelob Championship at Kingsmill	Kingsmill Resort Williamsburg, VA	David Duval (4)	268	16-under	3 strokes	\$342,000	Phil Tataurangi
43. Las Vegas Invitational	TPC at Summerlin Desert Inn GC Las Vegas CC Las Vegas, NV	Jim Furyk	335	25-under	1 stroke	\$360,000	Mark Calcavecchia
44. National Car Rental Golf Classic at Walt Disney World Resort	Magnolia Course Palm Course Lake Buena Vista, FL	John Huston (2)	272	16-under	1 stroke	\$360,000	Davis Love III
45. THE TOUR Championship	East Lake GC Atlanta, GA	Hal Sutton (2)	274	10-under	playoff	\$720,000	Vijay Singh
# Subaru Sarazen World Open	The Legends at Chateau Elan Braselton, GA	Dudley Hart	272	16-under	4 strokes	\$360,000	Bob Tway
# Franklin Templeton Shark Shootout	Sherwood CC Thousand Oaks, CA	Steve Elkington/ Greg Norman	189	27-under	playoff	\$160,000 each	John Cook/ Peter Jacobsen
# The World Cup of Golf	Gulf Harbour CC Auckland, New Zealand	Nick Faldo/ David Carter	568	8-under	2 strokes	\$200,000 each	Costantino Rocca/ Massimo Florio
# PGA Grand Slam of Golf	Polpu Bay Resort GC Hyatt Regency Resort and Spa Kauai, HI	Tiger Woods			2-up	\$400,000	Vijay Singh
# Skins Game	Rancho La Quinta CC La Quinta, CA	Mark O'Meara				\$430,000 (8 skins)	Tom Lehman
# JCPenney Classic	Westin Innisbrook Resort Tarpon Springs, FL	Steve Pate/ Meg Mallon	255	29-under	4 strokes	\$218,750 each	Rocco Mediate/ Rachel Hetherington
# The Presidents Cup	Royal Melbourne GC Black Rock Victoria, Australia	International Team	20 1/2 - 11 1/2				

# = Challenge Season/Unofficial money event

# 1998 PGA TOUR STATISTICAL LEADERS

(minimum of 50 rounds)

## DRIVING DISTANCE

NAME	RDS.	YARDS
1. JOHN DALY .....	77	299.4
2. TIGER WOODS .....	73	296.3
3. HARRISON FRAZAR .....	81	289.8
4. FRED COUPLES .....	68	289.1
4. SCOTT MCCARRON .....	83	289.1
6. DAVID DUVAL .....	83	286.8
7. BARRY CHEESMAN .....	93	284.1
8. VANCE VEAZEY .....	67	283.9
9. PHIL MICKELSON .....	79	283.4
10. KELLY GIBSON .....	107	283.0
11. STEVE JONES .....	80	281.7
12. STEVE FLESCHE .....	99	281.6
13. TOMMY ARMOUR III .....	87	281.5
14. CHRIS SMITH .....	92	281.3
15. J.L. LEWIS .....	94	281.2
15. DAVIS LOVE III .....	74	281.2
17. TIM HERRON .....	94	281.1
18. KENNY PERRY .....	82	280.4
19. GARY HALLBERG .....	61	280.1
20. VIJAY SINGH .....	93	279.9
21. JIM GALLAGHER, JR. ....	72	279.7
21. BRADLEY HUGHES .....	63	279.7
23. JAY DELSING .....	75	279.6
24. JOHN ADAMS .....	62	279.4
25. STUART APPLEBY .....	65	279.3
25. JOHN HUSTON .....	93	279.3
TOUR AVG. ....		270.6

## DRIVING ACCURACY

NAME	RDS.	PCT.
1. BRUCE FLEISHER .....	77	81.4
2. LARRY MIZE .....	81	80.4
3. JEFF MAGGERT .....	83	78.7
4. HAL SUTTON .....	104	78.6
5. TIM LOUSTALOT .....	64	78.5
6. JOE DURANT .....	79	78.4
7. FRED FUNK .....	114	78.1
8. SCOTT GUMP .....	97	78.0
8. LEE PORTER .....	91	78.0
10. TOM BYRUM .....	92	77.7
11. CLARK DENNIS .....	75	77.4
12. DAVID EDWARDS .....	76	76.6
12. D.A. WEIBRING .....	69	76.6
14. KIRK TRIPLETT .....	82	76.4
15. ESTEBAN TOLEDO .....	93	76.2
16. BOB FRIEND .....	85	76.1
17. NICK FALDO .....	49	76.0
17. FRANK LICKLITER .....	106	76.0
19. NICK PRICE .....	62	75.9
20. JIM FURYK .....	101	75.8
21. FULTON ALLEN .....	59	75.7
21. MARK CARNEVALE .....	93	75.7
23. PAUL GOYDOS .....	100	75.1
23. SCOTT HOCH .....	100	75.1
23. LOREN ROBERTS .....	80	75.1
TOUR AVG. ....		69.6

## GREENS IN REGULATION

NAME	RDS.	PCT.
1. HAL SUTTON .....	104	71.3
2. TOM LEHMAN .....	79	71.1
3. DAN FORSMAN .....	77	70.7
4. DAVID DUVAL .....	83	70.5
4. STEVE FLESCHE .....	99	70.5
6. STEVE JONES .....	80	70.1
7. MARK CALCAVECCHIA .....	96	69.7
8. KIRK TRIPLETT .....	82	69.5
9. BRADLEY HUGHES .....	63	69.4
10. DUFFY WALDORF .....	82	69.2
11. BLAINE MCCALLISTER .....	104	69.0
12. LARRY MIZE .....	81	68.9
13. ROCCO MEDATE .....	82	68.8
14. JOHN HUSTON .....	93	68.7
14. PAUL STANKOWSKI .....	77	68.7
16. JOHN COOK .....	92	68.6
16. JOEY SINDELAR .....	96	68.6
18. VIJAY SINGH .....	93	68.5
19. BRETT QUIGLEY .....	88	68.3
20. JAY DON BLAKE .....	78	68.2
20. GARY HALLBERG .....	61	68.2
22. PAUL AZINGER .....	70	68.1
23. LEE JANZEN .....	82	67.9
23. ANDREW MAGEE .....	94	67.9
23. BOB TWAY .....	100	67.9
TOUR AVG. ....		65.1

## PUTTING

NAME	RDS.	AVG.
1. RICK FEHR .....	62	1.722
2. STEWART CINK .....	97	1.724
3. DAVIS LOVE III .....	74	1.728
4. JOHN HUSTON .....	93	1.730
5. DAVID DUVAL .....	83	1.732
5. DAVE STOCKTON, JR. ....	65	1.732
7. STEVE STRICKER .....	82	1.740
8. R.W. EAKS .....	80	1.744
9. JIM FURYK .....	101	1.745
10. CHRIS PERRY .....	107	1.746
10. LOREN ROBERTS .....	80	1.746
12. BILLY ANDRADE .....	95	1.747
12. GLEN DAY .....	92	1.747
12. BOB ESTES .....	104	1.747
12. LEE JANZEN .....	82	1.747
12. MARK O'MEARA .....	68	1.747
17. BOB TWAY .....	100	1.749
18. JOHN DALY .....	77	1.750
18. BRAD FAXON .....	82	1.750
20. GREG KRAFT .....	83	1.751
21. SCOTT HOCH .....	100	1.752
22. J.P. HAYES .....	67	1.753
22. SKIP KENDALL .....	104	1.753
22. SCOTT VERPLANK .....	96	1.753
25. TOMMY TOLLES .....	81	1.756
TOUR AVG. ....		1.784

# 1998 PGA TOUR STATISTICAL LEADERS (cont'd.)

(minimum of 50 rounds)

## TOTAL DRIVING

NAME	EVENTS	TOTAL
1. HAL SUTTON .....	30	62
2. DAVID DUVAL .....	23	66
3. DUFFY WALDORF .....	26	70
4. BRADLEY HUGHES .....	23	71
5. NICK PRICE .....	18	72
6. JOHN HUSTON .....	25	76
7. DUDLEY HART .....	25	91
8. BLAINE MCCALLISTER .....	30	96
9. DAN FORSMAN .....	22	100
10. BRANDEL CHAMBLEE .....	25	108
11. DAVIS LOVE III .....	21	112
12. RICHARD COUGHLAN .....	31	113
13. JOE DURANT .....	24	114
14. KELLY GIBSON .....	34	116
14. STEVE JONES .....	23	116
14. TIGER WOODS .....	20	116
17. BEN BATES .....	31	117
18. MARK CALCAVECCHIA .....	27	118
19. BRENT GEIBERGER .....	26	119
20. ROBERT DAMRON .....	28	120
21. BILLY MAYFAIR .....	27	124
22. TOM LEHMAN .....	23	125
23. TOMMY ARMOUR III .....	28	127
24. JIM FURYK .....	28	130
25. MARK CARNEVALE .....	32	132
25. P.H. HORGAN III .....	34	132
25. GRANT WAITE .....	31	132
TOUR AVG. ....		188

## BIRDIES

NAME	AVERAGE
1. DAVID DUVAL .....	4.29
2. DAVIS LOVE III .....	4.05
3. JOHN HUSTON .....	3.96
4. STEWART CINK .....	3.95
5. DAVE STOCKTON, JR. ....	3.91
6. TIGER WOODS .....	3.85
7. PAUL AZINGER .....	3.81
7. FRED COUPLES .....	3.81
9. LEE JANZEN .....	3.80
9. SCOTT VERPLANK .....	3.80
11. STEVE FLESCHE .....	3.79
11. CRAIG STADLER .....	3.79
13. CHRIS PERRY .....	3.78
14. GLEN DAY .....	3.77
14. SKIP KENDALL .....	3.77
14. PAUL STANKOWSKI .....	3.77
17. BRANDEL CHAMBLEE .....	3.75
17. DAN FORSMAN .....	3.75
17. JEFF MAGGERT .....	3.75
20. MARK CALCAVECCHIA .....	3.74
20. SCOTT HOCH .....	3.74
20. ANDREW MAGEE .....	3.74
23. MARK O'MEARA .....	3.71
24. STEVE STRICKER .....	3.70
25. BOB TWAY .....	3.69
TOUR AVG. ....	3.35

## EAGLES (HOLES PER)

NAME	FREQUENCY
1. DAVIS LOVE III .....	83.3
2. FRED COUPLES .....	87.4
3. KENNY PERRY .....	98.4
4. TIGER WOODS .....	119.5
5. JOHN HUSTON .....	119.6
6. NICK PRICE .....	124.0
7. SCOTT MCCARRON .....	124.5
8. TED TRYBA .....	126.0
9. TIM HERRON .....	130.2
10. CHRIS DIMARCO .....	132.9
11. HAL SUTTON .....	133.7
12. BILLY MAYFAIR .....	135.0
13. JOHN DALY .....	138.6
13. MIKE WEIR .....	138.6
15. ERNIE ELS .....	144.0
15. JOEY SINDELAR .....	144.0
17. LEE JANZEN .....	147.6
18. JAY DELSING .....	150.0
19. VANCE VEAZEY .....	150.8
20. GRANT WAITE .....	155.5
21. GARY HALLBERG .....	156.9
22. PAUL AZINGER .....	157.5
23. CHIP BECK .....	159.4
24. JONATHAN KAYE .....	162.0
24. TOMMY TOLLES .....	162.0
TOUR AVG. ....	283.6

## SAND SAVES

NAME	RDS.	PCT.
1. KEITH FERGUS .....	53	71.0
2. LEN MATTIACE .....	103	69.8
3. KIRK TRIPLETT .....	82	66.7
4. FUZZY ZOELLER .....	68	64.9
5. JUSTIN LEONARD .....	100	64.4
6. CRAIG PARRY .....	47	63.0
7. STEWART CINK .....	97	62.9
7. STEVE STRICKER .....	82	62.9
9. BILLY MAYFAIR .....	90	62.7
10. ESTEBAN TOLEDO .....	93	61.5
11. DUDLEY HART .....	83	60.9
12. ROBERT DAMRON .....	88	59.9
13. CURTIS STRANGE .....	50	59.8
14. JOHN MORSE .....	59	59.4
14. DAVID OGRIN .....	100	59.4
16. PAYNE STEWART .....	76	59.2
16. WILLIE WOOD .....	83	59.2
18. BRANDEL CHAMBLEE .....	80	58.9
18. LEE PORTER .....	91	58.9
20. TOMMY ARMOUR III .....	87	58.7
20. JEFF SLUMAN .....	106	58.7
22. SONNY SKINNER .....	86	58.6
23. CLARENCE ROSE .....	98	58.2
24. JOHN DALY .....	77	57.5
24. GREG KRAFT .....	83	57.5
TOUR AVG. ....		52.0

## 1998 PGA TOUR STATISTICAL LEADERS (cont'd.)

(minimum of 50 rounds)

### SCORING

	NAME	RDS.	AVG.
1.	DAVID DUVAL .....	83	69.13
2.	TIGER WOODS .....	73	69.21
3.	DAVIS LOVE III .....	74	69.41
4.	JIM FURYK .....	101	69.50
5.	MARK O'MEARA .....	68	69.63
6.	NICK PRICE .....	62	69.64
7.	JOHN HUSTON .....	93	69.65
8.	ERNIE ELS .....	48	69.71
9.	JESPER PARNEVIK .....	69	69.82
10.	VIJAY SINGH .....	93	69.85
11.	FRED COUPLES .....	68	69.87
12.	STEVE STRICKER .....	82	69.89
13.	BOB TWAY .....	100	69.92
14.	SCOTT HOCH .....	100	69.93
14.	PAYNE STEWART .....	76	69.93
16.	HAL SUTTON .....	104	70.05
17.	SCOTT VERPLANK .....	96	70.06
18.	GLEN DAY .....	92	70.08
19.	MARK CALCAVECCHIA .....	96	70.11
20.	JUSTIN LEONARD .....	100	70.12
21.	TOM LEHMAN .....	79	70.15
22.	LEE JANZEN .....	82	70.19
23.	STEWART CINK .....	97	70.21
24.	JEFF MAGGERT .....	83	70.24
25.	STEVE JONES .....	80	70.25
25.	LOREN ROBERTS .....	80	70.25
	TOUR AVG. ....		71.16

### ALL-AROUND

	NAME	EVENTS	TOTAL
1.	JOHN HUSTON .....	25	151
2.	DAVID DUVAL .....	23	240
3.	DAVIS LOVE III .....	21	252
4.	FRED COUPLES .....	17	304
5.	SCOTT VERPLANK .....	27	305
6.	JIM FURYK .....	28	315
7.	HAL SUTTON .....	30	321
8.	SKIP KENDALL .....	30	337
9.	BOB TWAY .....	28	341
10.	STEVE JONES .....	23	353
11.	BRANDEL CHAMBLEE .....	25	359
12.	STEVE STRICKER .....	21	373
13.	STEVE FLESCH .....	29	380
14.	TIGER WOODS .....	20	386
15.	PAUL AZINGER .....	22	390
16.	LEE JANZEN .....	24	391
17.	GLEN DAY .....	26	392
18.	MARK CALCAVECCHIA .....	27	398
18.	DAN FORSMAN .....	22	398
20.	STEWART CINK .....	28	410
21.	BILLY MAYFAIR .....	27	414
22.	ROBERT DAMRON .....	28	416
23.	KIRK TRIPLETT .....	25	425
24.	SCOTT HOCH .....	27	442
25.	TOMMY ARMOUR III .....	28	457
	TOUR AVG. ....		751

## 1998 PGA TOUR STATISTICAL HIGH/LOWS

Those with 50 rounds or more based on 188 ranked players.

STATISTICAL CATEGORY	HIGHEST	AVERAGE	LOWEST
Driving Distance	299.4	270.6	249.0
Driving Accuracy Pct.	81.4	69.6	52.4
Total Driving	62	188	348
Greens in Regulation Pct.	71.3	65.1	55.5
Putting	1.722	1.784	1.865
Eagles (Holes Per)	83.3	283.6	1584.0
Birdie Average	4.29	3.35	2.53
Sand Save Pct.	71.0	52.0	36.1
Scoring Average	69.13	71.16	73.86
All-Around	151	751	1,343



# YEAR-BY-YEAR STATISTICAL LEADERS

## SCORING AVERAGE

1980	Lee Trevino	69.73
1981	Tom Kite	69.80
1982	Tom Kite	70.21
1983	Raymond Floyd	70.61
1984	Calvin Peete	70.56
1985	Don Pooley	70.36
1986	Scott Hoch	70.08
1987	David Frost	70.09
1988	Greg Norman	69.38
1989	Payne Stewart	*69.485
1990	Greg Norman	69.10
1991	Fred Couples	69.59
1992	Fred Couples	69.38
1993	Greg Norman	68.90
1994	Greg Norman	68.81
1995	Greg Norman	69.06
1996	Tom Lehman	69.32
1997	Nick Price	68.98
1998	David Duval	69.13

## DRIVING DISTANCE

1980	Dan Pohl	274.3
1981	Dan Pohl	280.1
1982	Bill Calfee	275.3
1983	John McComish	277.4
1984	Bill Glasson	276.5
1985	Andy Bean	278.2
1986	Davis Love III	285.7
1987	John McComish	283.9
1988	Steve Thomas	284.6
1989	Ed Humenik	280.9
1990	Tom Purtzer	279.6
1991	John Daly	288.9
1992	John Daly	283.4
1993	John Daly	288.9
1994	Davis Love III	283.8
1995	John Daly	289.0
1996	John Daly	288.8
1997	John Daly	302.0
1998	John Daly	299.4

## DRIVING ACCURACY PCT.

1980	Mike Reid	79.5
1981	Calvin Peete	81.9
1982	Calvin Peete	84.6
1983	Calvin Peete	81.3
1984	Calvin Peete	77.5
1985	Calvin Peete	80.6
1986	Calvin Peete	81.7
1987	Calvin Peete	83.0
1988	Calvin Peete	82.5
1989	Calvin Peete	82.6
1990	Calvin Peete	83.7
1991	Hale Irwin	78.3
1992	Doug Tewell	82.3
1993	Doug Tewell	82.5
1994	David Edwards	81.6
1995	Fred Funk	81.3
1996	Fred Funk	78.7
1997	Allen Doyle	80.8
1998	Bruce Fleisher	81.4

## GREENS IN REGULATION PCT.

1980	Jack Nicklaus	72.1
1981	Calvin Peete	73.1
1982	Calvin Peete	72.4
1983	Calvin Peete	71.4
1984	Andy Bea	72.1
1985	John Mahaffey	71.9
1986	John Mahaffey	72.0
1987	Gil Morgan	73.3
1988	John Adams	73.9
1989	Bruce Lietzke	72.6
1990	Doug Tewell	70.9
1991	Bruce Lietzke	73.3
1992	Tim Simpson	74.0
1993	Fuzzy Zoeller	73.6
1994	Bill Glasson	73.0
1995	Lennie Clements	72.3
1996	Mark O'Meara	*71.783
1997	Tom Lehman	72.7
1998	Hal Sutton	71.3

## PUTTING AVERAGE

1980	Jerry Pate	28.81
1981	Alan Tapie	28.70
1982	Ben Crenshaw	28.65
1983	Morris Hatafsky	27.96
1984	Gary McCord	28.57
1985	Craig Stadler	*28.627
1986	Greg Norman	1.736
1987	Ben Crenshaw	1.743
1988	Don Pooley	1.729
1989	Steve Jones	1.734
1990	Larry Rinker	*1.7467
1991	Jay Don Blake	*1.7326
1992	Mark O'Meara	1.731
1993	David Frost	1.739
1994	Loren Roberts	1.737
1995	Jim Furyk	1.708
1996	Brad Faxon	1.709
1997	Don Pooley	1.718
1998	Rick Fehr	1.722

## ALL-AROUND

1987	Dan Pohl	170
1988	Payne Stewart	170
1989	Paul Azinger	250
1990	Paul Azinger	162
1991	Scott Hoch	283
1992	Fred Couples	256
1993	Gil Morgan	252
1994	Bob Estes	227
1995	Justin Leonard	323
1996	Fred Couples	215
1997	Bill Glasson	282
1998	John Huston	151

## SAND SAVE PCT.

1980	Bob Eastwood	65.4
1981	Tom Watson	60.1
1982	Isao Aoki	60.2
1983	Isao Aoki	62.3
1984	Peter Oosterhuis	64.7
1985	Tom Purtzer	60.8
1986	Paul Azinger	63.8
1987	Paul Azinger	63.2
1988	Greg Powers	63.5
1989	Mike Sullivan	66.0
1990	Paul Azinger	67.2
1991	Ben Crenshaw	64.9
1992	Mitch Adcock	66.9
1993	Ken Green	64.4
1994	Corey Pavin	65.4
1995	Billy Mayfair	68.6
1996	Gary Rusnak	64.0
1997	Bob Estes	70.3
1998	Keith Fergus	71.0

## PAR BREAKERS (category discontinued)

1980	Tom Watson	.213
1981	Bruce Lietzke	.225
1982	Tom Kite	*.2154
1983	Tom Watson	.211
1984	Craig Stadler	.220
1985	Craig Stadler	.218
1986	Greg Norman	.248
1987	Mark Calcavecchia	.221
1988	Ken Green	.236
1989	Greg Norman	.224
1990	Greg Norman	.219

## TOTAL DRIVING

1991	Bruce Lietzke	42
1992	Bruce Lietzke	50
1993	Greg Norman	41
1994	Nick Price	43
1995	Nick Price	40
1996	David Duval	47
1997	Joe Durant	67
1998	Hal Sutton	62

## EAGLES (HOLES PER)

1980	Dave Eichelberger	16
1981	Bruce Lietzke	12
1982	Tom Weiskopf	10
	J.C. Snead	10
	Andy Bean	10
1983	Chip Beck	15
1984	Gary Hallberg	15
1985	Larry Rinker	14
1986	Joey Sindelar	16
1987	Phil Blackmar	20
1988	Ken Green	21
1989	Lon Hinkle	14
	Duffy Waldorf	14
1990	Paul Azinger	14
1991	Andy Bean	15
	John Huston	15
1992	Dan Forsman	18
1993	Davis Love III	15
1994	Davis Love III	18
1995	Kelly Gibson	16
1996	Tom Watson	#97.2
1997	Tiger Woods	104.1
1998	Davis Love III	83.3

## BIRDIE AVERAGE

1980	Andy Bean	388
1981	Vance Heafner	388
1982	Andy Bean	392
1983	Hal Sutton	399
1984	Mark O'Meara	419
1985	Joey Sindelar	411
1986	Joey Sindelar	415
1987	Dan Forsman	409
1988	Dan Forsman	465
1989	Ted Schulz	415
1990	Mike Donald	401
1991	Scott Hoch	446
1992	Jeff Sluman	417
1993	John Huston	426
1994	Brad Bryant	397
1995	Steve Lowery	410
1996	Fred Couples	+4.20
1997	Tiger Woods	4.25
1998	David Duval	4.29

\* had to be carried a decimal farther to determine winner  
# changed to frequency  
+ changed to average per round

## TOUGHEST HOLES ON THE 1998 PGA TOUR

RANK	GOLF COURSE	HOLE #	PAR	AVG. SCORE	AVG. OVER PAR	EAGLES	BIRDIES	PARS	BOGEYS	DOUBLE BOGEYS	TRIPLE BOGEY+	TOURNAMENT NAME
1	THE OLYMPIC CLUB	17	4	4.716	.716		9	166	198	51	5	U.S. Open
2	ROYAL BIRKDALE	6	4	4.616	.616		17	197	216	34	7	British Open Championship
3	DORAL RESORT & CC	18	4	4.500	.500		35	215	129	50	7	Doral-Ryder Open
4	SAHALEE CC	18	4	4.490	.490		18	223	183	21	4	PGA Championship
5	THE OLYMPIC CLUB	4	4	4.483	.483		26	206	164	30	3	U.S. Open
6	ROYAL BIRKDALE	1	4	4.478	.478		29	223	192	20	7	British Open Championship
7	PALM GOLF COURSE	18	4	4.469	.469		7	70	60	4	2	National Car Rental Golf Classic
8	SAHALEE CC	6	4	4.461	.461		33	206	182	26	2	PGA Championship
9	THE OLYMPIC CLUB	5	4	4.452	.452		33	207	154	32	3	U.S. Open
10	ENGLISH TURN G&CC	18	4	4.422	.422		20	243	160	21	2	Freeport-McDermott Classic
11	OAKWOOD CC	4	4	4.416	.416		19	260	174	19	1	Quad City Classic
12	AUGUSTA NATIONAL GC	1	4	4.412	.412		14	145	97	8	3	Masters Tournament
13	VALENCIA CC	6	4	4.410	.410		29	236	146	26	4	Nissan Open
14	WESTCHESTER CC	8	4	4.409	.409		19	200	120	15	5	Buick Classic
15	COG HILL G&CC	4	4	4.407	.407	1	20	260	161	24	1	Motorola Western Open
16	TORREY PINES - SOUTH	7	4	4.400	.400		12	131	80	10	2	Buick Invitational
17	TUCSON NATIONAL	10	4	4.399	.399		18	252	148	18	3	Tucson Chrysler Classic
18	WESTCHESTER CC	11	4	4.393	.393		19	203	115	21	1	Buick Classic
19	WESTCHESTER CC	15	4	4.379	.379		22	198	121	17	1	Buick Classic
20	WESTCHESTER CC	12	4	4.370	.370		13	211	124	11		Buick Classic
21	ROYAL BIRKDALE	16	4	4.369	.369		28	270	146	25	2	British Open Championship
22	EAST LAKE GOLF CLUB	16	4	4.367	.367		3	73	41	3		THE TOUR Championship
23	TPC @ SUGARLOAF	5	4	4.365	.365	1	64	231	101	48	10	BellSouth Classic
23	ROYAL BIRKDALE	18	4	4.365	.365	1	28	274	142	21	5	British Open Championship
25	SAHALEE CC	8	4	4.356	.356		38	241	146	20	4	PGA Championship
26	TPC AT AVENEL	12	4	4.351	.351		31	277	119	25	7	Kemper Open
27	ROYAL BIRKDALE	11	4	4.346	.346		38	268	135	26	4	British Open Championship
28	HARBOUR TOWN GL	4	3	3.343	.343		34	244	97	25	8	MCI Classic
29	NORTHVIEW G&CC	18	4	4.342	.342		39	290	96	31	12	Greater Vancouver Open
30	DORAL RESORT & CC	6	4	4.339	.339		27	247	150	11	1	Doral-Ryder Open
31	THE OLYMPIC CLUB	14	4	4.336	.336		34	249	118	24	4	U.S. Open
31	GLEN ABBEY GC	14	4	4.336	.336		31	268	133	21	3	Bell Canadian Open
33	VALENCIA CC	10	4	4.331	.331		30	244	158	9		Nissan Open
34	PEBBLE BEACH GL	10	4	4.330	.330		7	70	27	7	1	AT&T Pebble Beach National Pro-Am
35	ROYAL BIRKDALE	13	4	4.323	.323		38	269	139	24	1	British Open Championship
36	AUGUSTA NATIONAL GC	12	3	3.322	.322		23	152	79	9	4	Masters Tournament
36	THE OLYMPIC CLUB	2	4	4.322	.322		35	246	127	17	4	U.S. Open
38	EAST LAKE GOLF CLUB	5	4	4.317	.317		10	68	36	6		THE TOUR Championship
39	TPC AT SAWGRASS	5	4	4.316	.316		32	250	125	18	2	THE PLAYERS Championship
40	TPC AT SAWGRASS	10	4	4.311	.311		27	257	129	11	3	THE PLAYERS Championship
41	PALM GOLF COURSE	4	4	4.308	.308		11	87	36	8	1	National Car Rental Golf Classic
42	TPC OF SOUTHWIND	14	3	3.303	.303		44	278	111	26	6	FedEx St. Jude Classic
43	EAST LAKE GOLF CLUB	18	3	3.300	.300		15	58	44	2	1	THE TOUR Championship
44	ENGLISH TURN G&CC	14	4	4.298	.298		30	269	132	14	1	Freeport-McDermott Classic
44	THE OLYMPIC CLUB	9	4	4.298	.298		44	232	135	17	1	U.S. Open
46	SPYGLASS HILL GC	16	4	4.295	.295		5	70	36	1		AT&T Pebble Beach National Pro-Am
47	THE OLYMPIC CLUB	12	4	4.294	.294		35	257	114	22	1	U.S. Open
48	DORAL RESORT & CC	13	3	3.287	.287		22	274	134	5	1	Doral-Ryder Open
48	COG HILL G&CC	13	4	4.287	.287		39	279	128	18	3	Motorola Western Open
50	LA QUINTA CC	12	3	3.283	.283		9	74	43	1		Bob Hope Chrysler Classic
50	TPC AT SAWGRASS	14	4	4.283	.283		30	265	114	17	1	THE PLAYERS Championship

## 1998 PGA TOUR SCORING AVERAGE BY EVENT

Tournament	Round 1	Round 2	Round 3	Round 4	Round 5	Total
Mercedes Championships	70.600	71.333	69.500	69.567		70.250
Bob Hope Chrysler Classic	69.789	70.063	69.520	69.333	70.100	69.729
Phoenix Open	71.076	71.123	71.000	70.986		71.061
AT&T Pebble Beach National Pro-Am	71.702	71.762	71.160			71.577
Buick Invitational	70.571	72.086	71.593			71.374
United Airlines Hawaiian Open	69.881	69.324	68.835	70.342		69.598
Tucson Chrysler Classic	71.694	71.858	70.675	71.195		71.481
Nissan Open	72.333	73.879	71.141	71.436		72.458
Doral-Ryder Open	73.778	71.873	73.787	73.387		73.092
Honda Classic	73.792	71.246	71.113	69.507		71.792
Bay Hill Invitational	71.717	73.684	71.786	73.636		72.693
THE PLAYERS Championship	73.161	73.729	73.167	73.319		73.375
Freeport•McDermott Classic	71.833	72.676	73.488	73.113		72.628
Masters Tournament	75.409	75.241	71.435	71.717		74.034
MCI Classic	71.570	71.849	70.940	72.917		71.799
Greater Greensboro Chrysler Classic	71.744	72.263	71.844	73.922		72.294
Shell Houston Open	73.271	74.470	71.918	71.068		73.097
BellSouth Classic	72.038	72.856	70.753	71.699		72.053
GTE Byron Nelson Classic	69.788	70.679	69.203	70.025		70.026
MasterCard Colonial	70.441	69.864	70.122	70.392		70.195
Memorial Tournament	71.856	72.126	70.056	72.746		71.751
Kemper Open	71.748	70.783	72.724	73.513		71.882
Buick Classic	73.085	72.832	71.025			72.532
U.S. Open	74.942	74.474	74.183	73.683		74.492
Motorola Western Open	74.974	72.240	71.785	71.756		72.996

## 1998 PGA TOUR SCORING AVERAGE BY EVENT

Tournament	Round 1	Round 2	Round 3	Round 4	Round 5	Total
Canon Greater Hartford Open	70.748	69.399	68.474	70.079		69.813
Quad City Classic	68.852	69.520	68.892	68.554		69.021
Deposit Guaranty Golf Classic	72.087	70.887	70.630	70.028		71.091
British Open	72.064	74.758	77.494	72.938		74.023
CVS Charity Classic	71.103	70.333	70.000	70.886		70.627
FedEx St. Jude Classic	72.277	70.915	71.443	70.308		71.357
Buick Open	71.386	71.879	71.133	70.693		71.392
PGA Championship	72.840	73.550	71.520	71.733		72.670
NEC World Series of Golf	71.909	70.977	70.605	71.651		71.289
Greater Vancouver Open	71.355	70.383	70.000	71.266		70.788
Greater Milwaukee Open	70.667	69.934	69.857	70.343		70.241
Bell Canadian Open	73.800	72.914	70.600	73.187		72.879
B.C. Open	73.144	72.679	71.097	71.732		72.411
Westin Texas Open	72.085	71.463	70.338	69.913		71.204
Buick Challenge	71.000	71.247	70.423	70.028		70.840
Michelob Championship at Kingsmill	71.387	71.552	71.632	71.987		71.580
Las Vegas Invitational	70.319	70.401	73.849	69.703	70.419	71.129
National Car Rental Golf Classic	72.090	72.308	70.286	71.455		71.735
THE TOUR Championship	71.067	71.433	71.100	71.267		71.217

# PLAYER PERFORMANCE CHART

## TOP 50 MONEY-WINNERS ON THE 1998 PGA TOUR

### LEGEND:

- ☐ Did not play
- T7 Final position
- 1 2 Involved in playoff
- DQ Disqualified
- CUT Missed cut
- WD Withdrew

LEGEND:																									
	<div></div>	Did not play																							
	<div>T7</div>	Final position																							
	<div>1</div> <div>2</div>	Involved in playoff																							
	<div>DQ</div>	Disqualified																							
<div>CUT</div>	Missed cut																								
<div>WD</div>	Withdrew																								
	1. David Duval	2. Vijay Singh	3. Jim Furyk	4. Tiger Woods	5. Hal Sutton	6. Phil Mickelson	7. Mark O'Meara	8. Justin Leonard	9. Fred Couples	10. John Huston	11. Davis Love III	12. Mark Calcavecchia	13. Steve Stricker	14. Jesper Parnevik	15. Glen Day	16. Billy Mayfair	17. Scott Hoch	18. Scott Verplank	19. Payne Stewart	20. Lee Janzen	21. Jeff Sluman	22. John Cook	23. Fred Funk	24. Bob Tway	25. Tom Lehman
Mercedes Championships	T6	T13	T2			1	T2	T25			T13	T6					T19				T19	T4			
Bob Hope Chrysler Classic	T4		CUT	T52		T6		1	T10		T19	T29	T69	T24	CUT	CUT	T35		T52	T59	CUT	T43	T10		
Phoenix Open	T27	T22	T41	CUT	T58		T27	T8			CUT	T22	1	T6	T41		T14		T14			T34	CUT	T14	
AT&T Pebble Bch Ntl. Pro-Am	WD	WD	T3	WD		1	WD	T45			T22			T19	T22				T19		T25	T56	WD		T9
Buick Invitational	CUT			T3	CUT	T49	T57	CUT	CUT	CUT	T3	T57	T35	CUT	T49	T35		CUT	T22	T22	T16			T16	
United Airlines Hawaiiian Open			T21					T35	1			T7			T35						CUT				T69
Tucson Chrysler Classic	1	T9		CUT	CUT		T2	T25			T31	T22			T25	T9	T44	T18	CUT	T59	T73	CUT	T6	T6	
Nissan Open				2	T13	T52		CUT	T65						T74	1	T6	T10	T4			T36	T15	CUT	T36
Doral-Ryder Open	T23	T4	T9	T9	T36		CUT			T2	T7	T30	T71	T30	CUT	T2	T7	CUT			T36	T9	T23	T9	
Honda Classic		2	T12	CUT		CUT	T22			T30		1		CUT					T52	T15	CUT				
Bay Hill Invitational		T22	T8	T13	T65	T65	CUT	T42	T29	CUT	T17	T4	T6		CUT	T56	T29	T45	T65	T65	T56		CUT		T22
THE PLAYERS Championship	T18	T54	T35	T35	T18	T8	T42	1	T42	CUT	T57	4	T51	T25	T2	T42	T5	T11	T8	T13	CUT	T13	T69	T18	T2
Freeport•McDermott Classic					CUT					T27			T12	T3		T12	T4				CUT		T51	CUT	
Masters Tournament	T2	CUT	4	T8		T12	1	T8	T2	T23	T33	T16		T31	CUT	T16			T33	CUT	43	CUT	CUT	CUT	
MCI Classic		T24	T79	T71	T3	T24	T56	T10	1		CUT	T18	2	T39	T31	CUT	T3	T18	T34	T62	T24	T18	T14		
Gr. Greensboro Chrysler Classic			T11		T8	T6	CUT							77		T67		2					T6		
Shell Houston Open	1			T6	T30			3	T12								T12	T53	T4	CUT		T70			
BellSouth Classic	T14			1	T24				T5		T59	T50		T30			T5		T14	T57	CUT	CUT	T5	T36	
GTE Byron Nelson Classic			T15	T12	T2	T6	T15	T35	T2			CUT	5		T25	CUT		CUT	T19		T12	1		T19	CUT
MasterCard Colonial	T14	CUT	2			CUT		T8	T18	T18		T41			T41	CUT	T18	T35	T18	CUT	3	5	T29	T35	
Memorial Tournament	3	T68	4	T51	CUT		T16	1	T31	T5	T7	T31	T11	T11	T31	CUT	T38	T1	T31	T0	T31	T38	T16	T11	
Kemper Open		T42		T8		T3	T25						T8	T61	CUT	2				T21		T3		T66	
Buick Classic		T24	2		CUT					T17	T17		T10								WD	WD	T7	3	
U.S. Open	T7	T25	T14	T18		T10	T32	T40	T53	T32	CUT	T5	T14	T23		CUT	T49	2	1	T10	CUT		3	T5	
Motorola Western Open		2	T7	T9	T22	T35	CUT	T9		T46		CUT	T5		CUT	T65	T7	T9	T57	T3	T35	CUT		T42	
Canon Greater Hartford Open	T7	T12					T31				T16						T7						T4		
Quad City Classic				T9														T9			T35		T5		
British Open	T11	T19	T4	3		T9	1	T57	T66	T11	8	T35	T52	T4	CUT	T52	CUT		T44	T24		1	CUT	CUT	
Deposit Guaranty Golf Classic				T14																					
CVS Charity Classic			CUT														T2				T52	T15	T25		
FedEx St. Jude Classic					T32		CUT			CUT					3	11	T12		T26	2	CUT		T62		
Buick Open		T8	T4	T12		CUT		CUT				T6		T39	1		2			T15	T23	T15	T15		
PGA Championship	CUT	1	CUT	T10	T27	T34	T4	CUT	T13	T13	T7	T44	2	CUT	T29	T7	T29	T54	CUT	CUT	T27	9	T23	T13	T29
Sprint International	CUT	1	T59	4		2				T21	CUT		T13		T21		T59		T63				T6	CUT	
NEC World Series of Golf	1	T14		T5		2	T7	T30	T24	T24	3	T14		T11		20	T9			DQ		4	33		
Greater Vancouver Open					T15										T28			2							
Greater Milwaukee Open		T42										T3	2				T47				1	T18	T7		
Bell Canadian Open		T22	T22	T4								T13		T4	CUT		T9				T43			T25	DNS
B.C. Open			T25																				T16		
Westin Texas Open					1		T2		T37														T20	T53	
Buick Challenge		T6	T58	CUT	T8		T24				T14	66			T30	T30	T63	CUT	T14		T48		2	T20	
Michelob Champ. at Kingsmill	1		T39	CUT			T25	T6							T6	T22	T25	T4	T54	T10	CUT	T44		T25	
Las Vegas Invitational			1	CUT	CUT		T6	T22		5	2				WD	CUT		3		T27		T36	4	T53	
National Car Rental Golf Classic	T43	T12		T7		CUT	T64			1	2			T4	11		CUT				T54	T19	T7	T43	T15
THE TOUR Championship	T8	2	T3	20	1	17	T13	T5	T24	T11	T8	29	T5	T3	T18	T13	T21	T5	T24	T24	T11	T21	T24	T8	15



## TOP 50 MONEY-WINNERS ON THE 1998 PGA TOUR

\*Non-member

Hal Sutton capped the 1998 PGA TOUR season by winning THE TOUR Championship in a playoff with Vijay Singh five weeks after capturing the Westin Texas Open.



ALL-TIME PGA TOUR RECORDS

SECTION 6

## ALL-TIME PGA TOUR RECORDS

All information based on official PGA TOUR cosponsored or approved events

### SCORING RECORDS

#### 72 holes:

- 257—(60-68-64-65) by **Mike Souchak**, at Brackenridge Park Golf Course, San Antonio, TX, in 1955 Texas Open (27-under-par)
- 258—(65-64-65-64) by **Donnie Hammond**, at Oak Hills CC, San Antonio, TX, in 1989 Texas Open Presented by Nabisco (22-under-par)
- (64-62-63-69) by **John Cook**, at TPC at Southwind, Germantown, TN, in 1996 FedEx St. Jude Classic (26-under-par)
- (62-64-65-67) by **Steve Jones**, at TPC of Scottsdale, Scottsdale, AZ, in 1997 Phoenix Open (26-under-par)
- 259—(62-68-63-66) by **Byron Nelson**, at Broadmoor Golf Club, Seattle, WA, in 1945 Seattle Open (21-under-par)
- (70-63-63-63) by **Chandler Harper**, at Brackenridge Park Golf Course, San Antonio, TX, in 1954 Texas Open (25-under-par)
- (63-64-66-66) by **Tim Norris**, at Wethersfield CC, Hartford, CT, in 1982 Sammy Davis, Jr. Greater Hartford Open (25-under-par)
- (64-63-66-66) by **Corey Pavin**, at Oak Hills CC, San Antonio, TX, in 1988 Texas Open Presented by Nabisco (21-under-par)
- (68-63-64-64) by **David Frost**, at Oakwood CC, Coal Valley, IL, in 1993 Hardee's Golf Classic (21-under-par)

#### 90 holes:

- 325—(67-67-64-65-62) by **Tom Kite**, at four courses, Palm Springs, CA, in 1993 Bob Hope Chrysler Classic (35-under-par)
- 327—(66-69-67-62-63) by **John Cook**, at four courses, Indian Wells, CA, in 1997 Bob Hope Chrysler Classic (33-under-par)
- 328—(64-67-66-64-67) by **Mark Calcavecchia**, at four courses, Indian Wells, CA, in 1997 Bob Hope Chrysler Classic (32-under-par)
- 329—(69-65-67-62-66) by **Andrew Magee**, at three courses, Las Vegas, NV, in 1991 Las Vegas Invitational (31-under-par)
- (70-64-65-64-66) by **D.A. Weibring**, at three courses, Las Vegas, NV, in 1991 Las Vegas Invitational (31-under-par)

#### Most strokes under par:

##### 72 holes:

- 28— **John Huston** in winning 1998 United Airlines Hawaiian Open with 260
- 27— **Ben Hogan** in winning 1945 Portland Invitational with 261
- Mike Souchak** in winning 1955 Texas Open with 257
- Mark Calcavecchia** through first four rounds of 1997 Bob Hope Chrysler Classic with 261
- 26— **Gay Brewer** in winning 1967 Pensacola Open with 262
- Robert Wrenn** in winning 1987 Buick Open with 262
- Chip Beck** in winning 1988 USF&G Classic with 262
- John Huston** in winning 1992 Walt Disney World/Oldsmobile Classic with 262
- John Cook** in winning 1996 FedEx St. Jude Classic with 258
- Steve Jones** in winning 1997 Phoenix Open with 258

##### 90 holes:

- 35— **Tom Kite** in winning 1993 Bob Hope Chrysler Classic with 325
- 33— **John Cook** in winning 1997 Bob Hope Chrysler Classic with 327
- 32— **Mark Calcavecchia** in finishing second in 1997 Bob Hope Chrysler Classic with 328
- 31— **Andrew Magee** in winning 1991 Las Vegas Invitational with 329
- D.A. Weibring** in finishing second in 1991 Las Vegas Invitational with 329 (lost playoff)

##### 54 holes:

##### Opening rounds

- 189—(64-62-63) by **John Cook**, at TPC at Southwind, Germantown, TN, in 1996 FedEx St. Jude Classic (24-under-par)
- 191—(65-62-64) by **Johnny Palmer**, at Brackenridge Park Golf Course, San Antonio, TX, in 1954 Texas Open (22-under-par)

## ALL-TIME PGA TOUR RECORDS

All information based on official PGA TOUR cosponsored or approved events

### 54 holes/Opening rounds (cont'd):

- 191—(66-64-61) by **Gay Brewer**, at Pensacola CC, Pensacola, FL, in winning 1967 Pensacola Open (25-under-par)  
(62-64-65) by **Steve Jones**, at TPC of Scottsdale, Scottsdale, AZ, in 1997 Phoenix Open (22-under-par)
- 192—(60-68-64) by **Mike Souchak**, at Brackenridge Park Golf Course, San Antonio, TX, in 1955 Texas Open (21-under-par)  
(64-63-65) by **Bob Gilder**, at Westchester CC, Harrison, NY, in 1982 Manufacturers Hanover Westchester Classic (18-under-par)

### Consecutive rounds

- 189—(63-63-63) by **Chandler Harper** in last three rounds of 1954 Texas Open at Brackenridge Park Golf Course (24-under-par)  
(64-62-63) by **John Cook** in first three rounds of 1996 FedEx St. Jude Classic, at TPC at Southwind (24-under-par)

### 36 holes:

#### Opening rounds

- 126—(64-62) by **Tommy Bolt**, at Cavalier Yacht & Country Club, Virginia Beach, VA, in 1954 Virginia Beach Open (12-under-par)  
(64-62) by **Paul Azinger**, at Oak Hills CC, San Antonio, TX, in 1989 Texas Open Presented by Nabisco (14-under-par)  
(64-62) by **John Cook**, at TPC at Southwind, Germantown, TN, in 1996 FedEx St. Jude Classic (16-under-par)  
(64-62) by **Rick Fehr**, at Las Vegas Hilton CC and TPC at Summerlin, in 1996 Las Vegas Invitational (17-under-par)  
(62-64) by **Steve Jones**, at TPC of Scottsdale, Scottsdale, AZ, in 1997 Phoenix Open (16-under-par)

### Consecutive rounds

- 125—(64-61) by **Gay Brewer** in middle rounds of 1967 Pensacola Open at Pensacola CC, Pensacola, FL (19-under-par)  
(63-62) by **Ron Streck** in last two rounds of 1978 Texas Open at Oak Hills Country Club, San Antonio, TX (15-under-par)  
(62-63) by **Blaine McCallister** in middle two rounds of 1988 Hardee's Golf Classic at Oakwood CC, Coal Valley, IL (15-under-par)  
(62-63) by **John Cook** in middle two rounds of 1996 FedEx St. Jude Classic at TPC at Southwind, Germantown, TN (17-under-par)  
(62-63) by **John Cook**, in last two rounds of 1997 Bob Hope Chrysler Classic at Indian Wells, CA (9-under-par)

### 18 holes

- 59— by **Al Geiberger**, at Colonial Country Club, Memphis, TN, in second round of 1977 Memphis Classic (13-under-par)  
by **Chip Beck**, at Sunrise Golf Club, Las Vegas, NV, in third round of 1991 Las Vegas Invitational (13-under-par)
- 60— by **Al Brosch**, at Brackenridge Park Golf Course, San Antonio, TX, in third round of 1951 Texas Open (11-under-par)  
by **Bill Nary**, at El Paso Country Club, El Paso, TX, in third round of 1952 El Paso Open (11-under-par)  
by **Ted Kroll**, at Brackenridge Park Golf Course, San Antonio, TX, in third round of 1954 Texas Open (11-under-par)  
by **Wally Ulrich**, at Cavalier Yacht and Country Club, Virginia Beach, VA, in second round of 1954 Virginia Beach Open (9-under-par)  
by **Tommy Bolt**, at Wethersfield Country Club, Hartford, CT, in second round of 1954 Insurance City Open (11-under-par)  
by **Mike Souchak**, at Brackenridge Park Golf Course, San Antonio, TX, in first round of 1955 Texas Open (11-under-par)  
by **Sam Snead**, at Glen Lakes Country Club, Dallas, TX, in second round of 1957 Dallas Open (11-under-par)

## ALL-TIME PGA TOUR RECORDS

All information based on official PGA TOUR cosponsored or approved events

### 18 holes (cont'd):

- 60— by **David Frost**, at Randolph Park Golf Course, Tucson, AZ, in second round of 1990 Northern Telecom Tucson Open (12-under-par)
- by **Davis Love III**, at Waialae Country Club, Honolulu, HI, in second round of 1994 United Airlines Hawaiian Open (12-under-par)
- by **Grant Waite**, at TPC of Scottsdale, Scottsdale, AZ, in fourth round of 1996 Phoenix Open (11-under-par)
- by **Steve Lowery**, at Callaway Gardens, Mountain View Course, Pine Mountain, GA, in fourth round of 1997 Buick Challenge (12-under-par)

### 9 holes

- 27— by **Mike Souchak**, at Brackenridge Park Golf Course, San Antonio, TX, on par-35 second nine of first round in 1955 Texas Open
- by **Andy North**, at En-Joie Golf Club, Endicott, NY, on par-34 second nine of first round in 1975 B.C. Open

### Best Vardon Trophy scoring average:

#### Non-adjusted:

- 69.23—**Sam Snead** in 1950 (6646 strokes, 96 rounds)
- 69.30—**Ben Hogan** in 1948 (5267 strokes, 76 rounds)
- 69.37—**Sam Snead** in 1949 (5064 strokes, 73 rounds)

#### Adjusted (since 1988):

- 68.81—**Greg Norman** in 1994
- 68.90—**Greg Norman** in 1993
- 69.06—**Greg Norman** in 1995

### Most birdies in row:

- 8— **Bob Goalby**, at Pasadena Golf Club, St. Petersburg, FL, during fourth-round 65 in winning 1961 St. Petersburg Open
- Fuzzy Zoeller**, at Oakwood Country Club, Coal Valley, IL, during first-round 63 in winning 1976 Quad Cities Open
- Dewey Arnette**, Warwick Hills GC, Grand Blanc, MI, during first-round 65 at 1987 Buick Open, where finished T47

### Best birdie-eagle streak:

- 7— **Al Geiberger**, 6 birdies and 1 eagle, at Colonial Country Club, Memphis, TN, during second round of 1977 Danny Thomas Memphis Classic
- Webb Heintzelman**, 5 birdies, 1 eagle and 1 birdie, during third round of 1989 Las Vegas Invitational

### Most birdies in row to win:

- 6— by **Mike Souchak** to win 1956 St. Paul Open (last 6 holes)
- 5— by **Jack Nicklaus** to win 1978 Jackie Gleason Inverrary Classic (last 5 holes)
- by **Tom Weiskopf** to win 1971 Kemper Open (last 4 regulation holes plus 1 extra hole)
- NOTE: John Cook** birdied final hole of regulation at 1992 Bob Hope Chrysler Classic, then birdied first 3 holes of playoff and eagled fourth hole to win

## VICTORY RECORDS

### Most victories during career (PGA TOUR cosponsored and/or approved tournaments only):

- 81— **Sam Snead**
- 70— **Jack Nicklaus**
- 63— **Ben Hogan**
- 60— **Arnold Palmer**
- 52— **Byron Nelson**
- 51— **Billy Casper**

### Most consecutive years winning at least one tournament:

- 17— **Jack Nicklaus** (1962-78)
- Arnold Palmer** (1955-71)
- 16— **Billy Casper** (1956-71)



## ALL-TIME PGA TOUR RECORDS

All information based on official PGA TOUR cosponsored or approved events

### Most consecutive victories:

- 11— **Byron Nelson**, from Miami Four Ball March 8-11, 1945, through Canadian Open, August 2-4, 1945. Tournament, site, dates, score, purse—Miami Four Ball (with Jug McSpaden), Miami Springs Course, Miami, FL, March 8-11, won 8-6, \$1,500; Charlotte Open, Myers Park Golf Club, Charlotte, NC, March 16-21, 272, \$2,000; Greensboro Open, Starmount Country Club, Greensboro, NC, March 23-25, 271, \$1,000; Durham Open, Hope Valley Country Club, Durham, NC, March 30-April 1, 276, \$1,000; Atlanta Open, Capital City Course, Atlanta, GA, April 5-8, 263, \$2,000; Montreal Open, Islemere Golf and Country Club, Montreal, Que., June 7-10, 268, \$2,000; Philadelphia Inquirer Invitational, Llanerch Country Club, Philadelphia, PA, June 14-17, 269, \$3,000; Chicago Victory National Open, Calumet Country Club, Chicago, IL, June 29-July 1, 275, \$2,000; PGA Championship, Moraine Country Club, Dayton, OH, July 9-15, 4-3, \$3,750; Tam O'Shanter Open, Tam O'Shanter Country Club, Chicago, IL, July 26-30, 269, \$10,000; Canadian Open, Thornhill Country Club, Toronto, Ont., August 2-4, 280, \$2,000; Winnings for streak \$30,250. **NOTE:** Nelson won a 12th event in Spring Lake, NJ, which is not counted as official as its purse was below the PGA minimum.
- 6— **Ben Hogan**, in 1948: From June 12 to August 22 — U.S. Open, Inverness Round Robin, Motor City Open, Reading Open, Western Open, Denver Open Invitational
- 4— **Jackie Burke, Jr.**, in 1952: From February 14 to March 9 — Texas Open, Houston Open, Baton Rouge Open, St. Petersburg Open  
**Byron Nelson** in 1945 (Seattle and Glen Garden) and 1946 (Los Angeles and San Francisco)  
**Ben Hogan**, in 1953: Masters Tournament, Pan American, Colonial, U.S. Open
- 3— **Walter Hagen** in 1923  
**Joe Kirkwood, Sr.** in 1924  
**Bill Mehlhorn** in 1929  
**Horton Smith** in 1929  
**Paul Runyan** in 1933  
**Henry Picard** in 1939  
**Jimmy Demaret** in 1940  
**Ben Hogan** in 1940  
**Ben Hogan** in 1953  
**Walter Hagen** in 1923  
**Joe Kirkwood, Sr.**, in 1924  
**Bill Mehlhorn** in 1929  
**Horton Smith** in 1929  
**Paul Runyan** in 1933  
**Henry Picard** in 1939  
**Jimmy Demaret** in 1940  
**Ben Hogan** in 1940  
**Byron Nelson** in 1944, 1945-46  
**Sam Snead** in 1945.  
**Ben Hogan** in 1946 (twice)  
**Bobby Locke** in 1947  
**Cary Middlecoff** in 1951  
**Jim Ferrier** in 1951  
**Billy Casper** in 1960  
**Arnold Palmer** in 1960, 1962  
**Johnny Miller** in 1974  
**Hubert Green** in 1976  
**Gary Player** in 1978  
**Tom Watson** in 1980  
**Nick Price** in 1993  
**David Duval** in 1997

### Most victories in single event:

- 8— **Sam Snead**, Greater Greensboro Open: 1938, 1946, 1949, 1950, 1955, 1956, 1960, 1965 (27-year span also record for time between first and last victories in same event)
- 6— **Harry Vardon**, British Open: 1896, 1898, 1899, 1903, 1911, 1914  
**Alex Ross**, North & South Open: 1902, 1904, 1907, 1908, 1910, 1915  
**Sam Snead**, Miami Open: 1937, 1939, 1946, 1950, 1951, 1955  
**Jack Nicklaus**, Masters: 1963, 1965, 1966, 1972, 1975, 1986

## ALL-TIME PGA TOUR RECORDS

All information based on official PGA TOUR cosponsored or approved events

### Most victories in single event (cont'd):

- 5— J.H. Taylor, British Open: 1894, 1895, 1900, 1909, 1913
- James Braid, British Open: 1901, 1905, 1906, 1908, 1910
- Walter Hagen, Western Open: 1916, 1921, 1926, 1927, 1932
- Walter Hagen, PGA Championship: 1921, 1924, 1925, 1926, 1927
- Sam Snead, Goodall Palm Beach Round Robin: 1938, 1952, 1954, 1955, 1957
- Ben Hogan, Colonial NIT: 1946, 1947, 1952, 1953, 1959
- Peter Thomson, British Open: 1954, 1955, 1956, 1958, 1965
- Arnold Palmer, Bob Hope Desert Classic: 1960, 1962, 1968, 1971, 1973
- Jack Nicklaus, Tournament of Champions: 1963, 1964, 1971, 1973, 1977
- Jack Nicklaus, PGA Championship: 1963, 1971, 1973, 1975, 1980
- Tom Watson, British Open: 1975, 1977, 1980, 1982, 1983
- Mark O'Meara, AT&T Pebble Beach National Pro-Am: 1985, 1989, 1990, 1992, 1997

### Most consecutive victories in single event:

- 4— Walter Hagen, PGA Championship: 1924-1927
- Gene Sarazen, Miami Open: 1926, (schedule change) 1928-1930
- 3— Willie Anderson, U.S. Open: 1903-1905
- Walter Hagen, Metropolitan Open: 1916, 1919-1920 (no event held 1917-1918 due to World War I)
- Gene Sarazen, Miami Beach Open: 1927-1929
- Ralph Guldahl, Western Open: 1936-1938
- Ben Hogan, Asheville Land of the Sky Open: 1940-1942
- Gene Littler, Tournament of Champions: 1955-1957
- Billy Casper, Portland Open: 1959-1961
- Arnold Palmer, Texas Open: 1960-1962, Phoenix Open, 1961-1963
- Jack Nicklaus, Disney World Golf Classic: 1971-1973
- Johnny Miller, Tucson Open: 1974-1976
- Tom Watson, Byron Nelson Classic: 1978-1980

### Most victories in calendar year:

- 18— Byron Nelson (1945)
- 13— Ben Hogan (1946)
- 11— Sam Snead (1950)
- 10— Ben Hogan (1948)
- 9— Paul Runyan (1933)
- 8— Horton Smith (1929)
- Gene Sarazen (1930)
- Byron Nelson (1944)
- Arnold Palmer (1960)
- Johnny Miller (1974)
- Sam Snead (1938)
- 7— 11 times

### Most first-time winners during calendar year:

- 14— 1991
- 13— 1996
- 12— 1979, 1980, 1986
- 11— 1977, 1985, 1988
- 10— 1968, 1969, 1971, 1974, 1983, 1987, 1990, 1994

### Most years between victories:

- 15 years, 5 months, 10 days—Butch Baird (1961-1976)
- 14 years, 8 months, 2 days—Ed Fiori (1982-1996)
- 12 years, 5 months, 21 days—Howard Twitty (1980-1993)
- 11 years, 9 months—Leonard Thompson (1977-1989)
- 11 years, 3 months, 27 days—Bob Murphy (1975-1986)
- 11 years, 22 days—Bob Rosburg (1961-1972)

### Most years from first victory to last:

- 28 years, 11 months, 20 days—Raymond Floyd (1963-1992)
- 28 years, 8 months, 25 days—Sam Snead (1936-1965)
- 23 years, 11 months, 24 days—Tom Watson (1974-1998)
- 23 years, 11 months, 5 days—Macdonald Smith (1912-1936)
- 23 years, 9 months, 27 days—Jack Nicklaus (1962-1986)
- 23 years, 3 months, 7 days—Gene Littler (1954-1977)
- 22 years, 10 months, 19 days—Jim Barnes (1914-1937)
- 22 years, 4 months, 25 days—Johnny Miller (1971-1994)
- 22 years, 4 months, 20 days—Hale Irwin (1971-1994)

## ALL-TIME PGA TOUR RECORDS

All information based on official PGA TOUR cosponsored or approved events

### Youngest winners:

Johnny McDermott, 19 years, 10 months, 1911 U.S. Open  
 Gene Sarazen, 20 years, 5 days, 1922 Southern Open  
 Charles Evans, Jr. (amateur), 20 years, 1 month, 15 days, 1910 Western Open  
 Francis Ouimet (amateur), 20 years, 4 months, 12 days, 1913 U.S. Open  
 Gene Sarazen, 20 years, 4 months, 18 days, 1922 U.S. Open  
 Horton Smith, 20 years, 5 months, 13 days, 1928 Oklahoma City Open  
 Gene Sarazen, 20 years, 5 months, 22 days, 1922 PGA  
 Raymond Floyd, 20 years, 6 months, 13 days, 1963 St. Petersburg Open  
 Phil Mickelson (amateur), 20 years, 6 months, 28 days, 1991 Northern Telecom Open  
 Horton Smith, 20 years, 7 months, 1 day, 1928 Catalina Island Open  
 Tom Creavy, 20 years, 7 months, 16 days, 1931 PGA

### Oldest winners:

Sam Snead, 52 years, 10 months, 8 days, 1965 Greater Greensboro Open  
 Art Wall, 51 years, 7 months, 10 days, 1975 Greater Milwaukee Open  
 Jim Barnes, 51 years, 3 months, 7 days, 1937 Long Island Open  
 John Barnum, 51 years, 1 month, 5 days, 1962 Cajun Classic  
 Raymond Floyd, 49 years, 6 months, 4 days, 1992 Doral-Ryder Open

### Oldest first-time winner:

John Barnum, 51 years, 1 month, 5 days, 1962 Cajun Classic

### Widest winning margin (strokes):

16— J.D. Edgar, 1919 Canadian Open  
 Joe Kirkwood, Sr., 1924 Corpus Christi Open  
 Bobby Locke, 1948 Chicago Victory National Championship  
 14— Ben Hogan, 1945 Portland Invitational  
 Johnny Miller, 1975 Phoenix Open  
 13— Byron Nelson, 1945 Seattle Open  
 Gene Littler, 1955 Tournament of Champions  
 12— Byron Nelson, 1939 Phoenix Open  
 Arnold Palmer, 1962 Phoenix Open  
 Jose Maria Olazabal, 1990 NEC World Series of Golf  
 Tiger Woods, 1997 Masters Tournament

### Best come-from-behind in final round to win (strokes):

8— Jack Burke, Jr., 1956 Masters Tournament  
 Ken Venturi, 1959 Los Angeles Open  
 Mark Lye, 1983 Bank of Boston Classic  
 Hal Sutton, 1985 St. Jude Memphis Classic  
 Chip Beck, 1990 Buick Open  
 Scott Simpson, 1998 Buick Invitational

### Largest lead with 18 holes to play (strokes):

13— Bobby Locke, 1948 Chicago Victory National Championship (won by 16)  
 11— Gene Sarazen, 1927 Long Island Open (won by 11)  
 10— Walter Hagen, 1920 Florida West Coast Open (won by 12)  
 Ben Hogan, 1945 Portland Invitational (won by 14)  
 Gene Littler, 1955 Tournament of Champions (won by 13)

### Largest lead with 18 holes to play and lost (strokes):

6— Bobby Cruickshank, 1928 Florida Open  
 Gay Brewer, 1969 Danny Thomas-Diplomat Classic  
 Hal Sutton, 1983 Anheuser-Busch Golf Classic  
 Greg Norman, 1986 Masters Tournament

## PLAYOFF RECORDS

### Longest sudden-death playoffs (holes):

11— Cary Middlecoff and Lloyd Mangrum were declared co-winners by mutual agreement in the 1949 Motor City Open  
 8— Dick Hart defeated Phil Rodgers in the 1965 Azalea Open  
 Lee Elder defeated Lee Trevino in the 1978 Greater Milwaukee Open  
 Dave Barr defeated Woody Blackburn, Dan Halldorson, Frank Conner, Victor Regalado in the 1981 Quad Cities Open  
 Bob Gilder defeated Rex Caldwell, Johnny Miller, Mark O'Meara in the 1983 Phoenix Open

## ALL-TIME PGA TOUR RECORDS

All information based on official PGA TOUR cosponsored or approved events

### Most players in sudden-death playoff:

- 6— 1994 GTE Byron Nelson Classic—**Neal Lancaster** defeated **Tom Byrum**, **Mark Carnevale**, **David Edwards**, **Yoshinori Mizumaki** and **David Ogrin**
- 5— Six times, most recently 1996 Buick Challenge—**Michael Bradley** defeated **Fred Funk**, **Davis Love III**, **John Maginnes** and **Len Mattiace**
- 5— Teams at the 1985 Chrysler Team Championship

### Most playoffs, season:

- 16— 1988, 1991
- 15— 1972

## PUTTING RECORDS

### Fewest putts, one round:

- 18— **Sam Trahan**, at Whitmarsh Valley Country Club, in final round of 1979 IVB Philadelphia Golf Classic
- Mike McGee**, at Colonial CC, in first round of 1987 Federal Express St. Jude Classic
- Kenny Knox**, at Harbour Town GL, in first round of 1989 MCI Heritage Classic
- Andy North**, at Kingsmill GC, in second round of 1990 Anheuser-Busch Golf Classic
- Jim McGovern**, at TPC at Southwind, in second round of 1992 Federal Express St. Jude Classic

### Fewest putts, four rounds:

- 93— **Kenny Knox** in 1989 MCI Heritage Classic at Harbour Town Golf Links
- 94— **Bob Tway** in 1986 MCI Heritage Classic at Harbour Town Golf Links
- 95— **George Archer** in 1980 Sea Pines Heritage Classic at Harbour Town Golf Links
- Lennie Clements** in 1986 PGA Championship at the Inverness Club
- Andy Bean** in 1990 MCI Heritage Classic at Harbour Town Golf Links
- Mark O'Meara** in 1989 GTE Byron Nelson Classic at the TPC at Las Colinas

### Fewest putts, nine holes:

- 7— **Bill Nary**, at the El Paso Country Club, on back nine of third round of 1952 El Paso Open
- 8— **Jim Colbert**, at the Deerwood Club, on front nine of last round of 1967 Greater Jacksonville Open
- Sam Trahan**, at Whitmarsh Valley Country Club, on back nine of last round of 1979 IVB Philadelphia Golf Classic
- Bill Calfee**, at Forest Oaks CC, on back nine of third round of 1980 Greater Greensboro Open
- Kenny Knox**, at Harbour Town GL, on back nine of first round of 1989 MCI Heritage Classic
- John Inman**, at Harbour Town GL, on front nine of fourth round of 1994 MCI Heritage Classic

## MISCELLANEOUS RECORDS

### Most consecutive events without missing cut:

- 113—**Byron Nelson**, during the 1940s
- 105—**Jack Nicklaus**, from Sahara Open, November 1970, through World Series of Golf, September 1976 (missed cut in 1976 World Open)
- 86—**Hale Irwin**, from Tucson Open, February 1975, through conclusion of 1978 season (missed cut in first start of 1979 season at Bing Crosby)
- 72—**Dow Finsterwald**, from Carling Golf Classic, September 1955, through Houston Invitational, February, 1958
- 53—**Tom Kite**, from Western Open, July 1980, through Manufacturers Hanover Westchester Classic, June 1982
- Vijay Singh**, from NEC World Series of Golf, August 1995, through THE PLAYERS Championship, March 1998

### Most top-10s season:

- 31— **Harold (Jug) McSpaden**, 1945

### Most top-10s career:

- 358—**Sam Snead**

## ALL-TIME PGA TOUR RECORDS

All information based on official PGA TOUR cosponsored or approved events

### Youngest professional shooting age:

- 66— (4 under, 4th round), **Sam Snead** (age 67), 1979 Quad Cities Open
- 67— (3 under, 2nd round), **Sam Snead** (age 67), 1979 Quad Cities Open

### Most victories before 21st birthday:

- 7— **Horton Smith**

### Youngest to win five titles:

- Horton Smith** (20 years, 10 months, 1 day)
- Tiger Woods** (21 years, 5 months, 20 days)

### First African-American to play PGA TOUR:

- Bill Spiller** (1948 Los Angeles Open)

### First African-American to win official PGA TOUR title:

- Pete Brown** (1964 Waco Turner Open)

## MONEY-WINNING RECORDS

### Most money won in single season:

- \$2,591,031 by **David Duval** in 1998
- \$2,238,998 by **Vijay Singh** in 1998
- \$2,066,833 by **Tiger Woods** in 1997
- \$2,054,334 by **Jim Furyk** in 1998
- \$1,885,308 by **David Duval** in 1997
- \$1,841,117 by **Tiger Woods** in 1998
- \$1,838,740 by **Hal Sutton** in 1998
- \$1,837,246 by **Phil Mickelson** in 1998

### Most money won by rookie:

- \$881,436 by **David Duval** in 1995
- \$809,580 by **Stewart Cink** in 1997
- \$790,594 by **Tiger Woods** in 1996
- \$777,186 by **Steve Flesch** in 1998
- \$748,793 by **Justin Leonard** in 1995
- \$736,497 by **Woody Austin** in 1995

### Most money won by second-year player:

- \$2,066,833 by **Tiger Woods** in 1997
- \$977,079 by **David Duval** in 1996
- \$943,140 by **Justin Leonard** in 1996
- \$871,589 by **Tommy Tolles** in 1996
- \$842,590 by **Ernie Els** in 1995
- \$833,648 by **Stewart Cink** in 1998

### Most money won in first two seasons:

- \$2,857,427 by **Tiger Woods** (1996-1997)
- \$1,858,515 by **David Duval** (1995-1996)
- \$1,691,933 by **Justin Leonard** (1995-1996)
- \$1,643,228 by **Stewart Cink** (1997-1998)
- \$1,527,030 by **Ernie Els** (1994-1995)
- \$1,275,894 by **Woody Austin** (1995-1996)
- \$1,038,020 by **Tommy Tolles** (1995-1996)

### Most consecutive years \$100,000 or more:

- 25— **Tom Watson** (1974-1998)
- 24— **Tom Kite** (1976-1998)
- 20— **Bruce Lietzke** (1977-1996)
- 19— **Curtis Strange** (1979-1997)
- Scott Simpson** (1980-1998)
- Craig Stadler** (1980-1998)

### Most consecutive years \$200,000 or more:

- 15— **Mark O'Meara** (1984-1998)
- 14— **Tom Kite** (1981-1994)
- 13— **Nick Price** (1986-1998)
- 12— **Tom Watson** (1977-1988)



## ALL-TIME PGA TOUR RECORDS

All information based on official PGA TOUR cosponsored or approved events

### Most consecutive years \$200,000 or more (cont'd):

- 12— Curtis Strange (1980-1991)  
Greg Norman (1986-1997)  
Mark Calcavecchia (1987-1998)  
Fred Couples (1987-1998)  
Craig Stadler (1987-1998)

### Most consecutive years \$500,000 or more:

- 7— Paul Azinger (1987-1993)  
Chip Beck (1987-1993)
- 6— Fred Couples (1989-1994)  
Nick Price (1990-1995)  
Corey Pavin (1991-1996)  
Greg Norman (1992-1997)  
Mark Calcavecchia (1993-1998)  
Jeff Maggert (1993-1998)  
Phil Mickelson (1993-1998)
- 5— Payne Stewart (1986-1990)  
Greg Norman (1986-1990)  
Jay Haas (1992-1996)  
Ernie Els (1994-1998)  
Scott Hoch (1994-1998)  
Tom Lehman (1994-1998)

### Most consecutive years \$1 million or more:

- 4— Davis Love III (1995-1998)
- 3— Nick Price (1992-1994)  
Greg Norman (1993-1995)  
Scott Hoch (1996-1998)  
Phil Mickelson (1996-1998)  
Mark O'Meara (1996-1998)

### Most years \$1 million or more:

- 5— Greg Norman (1990, 1993-1995, 1997)  
Davis Love III (1992, 1995-1998)

### Most consecutive years Top 10 Money List:

- 17— Jack Nicklaus (1962-1978)
- 15— Arnold Palmer (1957-1971)

### Most years Top 10 Money List:

- 18— Jack Nicklaus
- 15— Arnold Palmer, Sam Snead

### Most years leading Money List:

- 8— Jack Nicklaus

### Most consecutive years leading Money List:

- 4— Tom Watson (1977-1980)

### Most money won in single season without victory:

- \$1,619,480 by Jim Furyk in 1997

### Youngest to win \$1 million in season:

- 21 years, 5 months, 21 days — Tiger Woods (1997)
- 25 years, 1 month, 5 days — Justin Leonard (1997)
- 25 years, 10 months, 26 days — Phil Mickelson (1996)
- 25 years, 11 months, 10 days — David Duval (1997)
- 26 years, 6 months, 1 day — Stuart Appleby (1997)
- 27 years, 2 months, 8 days — Phil Mickelson (1997)
- 27 years, 2 months, 22 days — Jim Furyk (1997)
- 28 years, 13 days — Davis Love III (1992)
- 29 years, 2 months, 9 days — Billy Mayfair (1995)
- 29 years, 6 months, 2 days — Steve Stricker (1996)

## ALL-TIME PGA TOUR RECORDS

All information based on official PGA TOUR cosponsored or approved events

### Quickest to \$1 million in career:

- 9 events — Tiger Woods
- 28 events — Ernie Els

### Quickest to \$2 million in career:

- 16 events — Tiger Woods
- 50 events — Ernie Els

## \$2 MILLION IN ONE SEASON

1. David Duval	\$2,591,301	1998
2. Vijay Singh	2,238,998	1998
3. Tiger Woods	2,066,833	1997
4. Jim Furyk	2,054,334	1998

## \$1 MILLION IN ONE SEASON

There have been 84 players on the PGA TOUR who have earned \$1 million in a calendar year, dating back to 1988, when Curtis Strange became the PGA TOUR's first millionaire. The number of \$1-million earners each year since:

- 26 — 1998
- 18 — 1997
- 9 — 1995, 1996
- 6 — 1994
- 5 — 1993
- 4 — 1992
- 2 — 1989, 1990
- 1 — 1988

## FIRST-YEAR PLAYERS TO EARN \$400,000 OR MORE

1. David Duval	\$881,436	1995	8. Vijay Singh	\$657,831	1993
2. Stewart Cink	809,580	1997	9. John Daly	574,783	1991
3. Tiger Woods	790,544	1996	10. Tim Herron	475,670	1996
4. Steve Flesch	777,186	1998	11. Harrison Frazar	461,633	1998
5. Justin Leonard	748,793	1995	12. Robert Damron	455,604	1997
6. Woody Austin	736,497	1995	13. Robert Gamez	461,407	1990
7. Ernie Els	684,440	1994			

## BIGGEST ONE-SEASON GAINS

	Season	Money	Season	Money	Gain
1. John Huston	1997	\$151,840	1998	\$1,544,110	\$1,392,270
2. Billy Mayfair	1994	158,159	1995	1,543,192	1,385,033
3. Hal Sutton	1997	453,928	1998	1,838,740	1,384,812
4. Tiger Woods	1996	790,534	1997	2,066,833	1,276,239
5. Fred Couples	1997	448,385	1998	1,650,389	1,202,004
6. Vijay Singh	1997	1,059,236	1998	2,238,998	1,179,762
7. Steve Stricker	1997	167,652	1998	1,313,948	1,146,296
8. Scott Verplank	1997	113,254	1998	1,223,436	1,110,182
9. Mark Brooks	1995	366,860	1996	1,429,396	1,062,536
10. Phil Mickelson	1995	655,777	1996	1,697,799	1,042,022

## Single Tournament Stat Records—PGA TOUR (1980 thru 1998)

### 72-HOLE EVENTS

<b>Driving Distance</b>	John Daly	331.4	1991	Kemper
<b>Driving Accuracy</b>	Calvin Peete	56 of 56	1986	Memorial
	Calvin Peete	56 of 56	1987	Memorial
	David Frost	56 of 56	1988	Tucson
	Brian Claar	56 of 56	1992	Memorial
<b>Greens in Reg.</b>	Peter Jacobsen	69 of 72	1995	AT&T
<b>Putts</b>	Kenny Knox	93	1989	MCI
<b>Birdies</b>	John Huston	31	1998	Hawaii
<b>Eagles</b>	Dave Eichelberger	5	1980	Hawaii
	Davis Love III	5	1994	Hawaii
<b>Total Driving</b>	Fuzzy Zoeller	2	1981	PGA Championship

### 54-HOLE EVENTS

<b>Driving Distance</b>	John Daly	306.3	1993	Houston
<b>Driving Accuracy</b>	Keith Fergus	41 of 42	1981	AT&T
	Fulton Allem	41 of 42	1993	Houston
	John Dowdall	41 of 42	1993	Houston
	Mike Heinen	53 of 54	1995	Walt Disney World
<b>Greens in Reg.</b>	Jonathan Kaye	70	1995	Quad City
<b>Birdies</b>	Hale Irwin	20	1981	Houston
	Robert Wrenn	20	1992	San Diego
	John Huston	20	1993	Houston
	B. McCallister	20	1993	Houston
<b>Eagles</b>	Bob Eastwood	3	1986	San Diego
	Bill Glasson	3	1986	San Diego
	Dan Forsman	3	1992	San Diego
<b>Total Driving</b>	Hal Sutton	4	1996	B.C. Open
	Guy Hill	4	1998	Buick Classic

### 90-HOLE EVENTS

<b>Driving Distance</b>	Tiger Woods	322.6	1996	Las Vegas
<b>Driving Accuracy</b>	Doug Tewell	64 of 70	1992	Las Vegas
<b>Greens in Reg.</b>	John Mahaffey	82 of 90	1989	Las Vegas
<b>Putts</b>	Jeff Sluman	129	1991	Las Vegas
<b>Birdies</b>	Tom Kite	37	1993	Bob Hope
<b>Eagles</b>	Andy Bean	4	1986	Las Vegas
	Roger Maltbie	4	1986	Las Vegas
	Andy Bean	4	1990	Bob Hope
	David Frost	4	1990	Las Vegas
	Robert Wrenn	4	1990	Las Vegas
	Craig Stadler	4	1991	Las Vegas
	Ted Schulz	4	1992	Las Vegas
	Fuzzy Zoeller	4	1992	Las Vegas
	Davis Love III	4	1993	Las Vegas
	Mark Brooks	4	1998	Las Vegas
	Buddy Gardner	7	1983	Las Vegas
	Joey Sindelar	7	1986	Bob Hope

## GROWTH OF PGA TOUR PURSES

YEAR	NO. OF EVENTS	TOTAL PURSE	YEAR	NO. OF EVENTS	TOTAL PURSE
1938	38	\$158,000	1969	47	\$5,465,875
1939	28	121,000	1970	55	6,751,523
1940	27	117,000	1971	63	7,116,000
1941	30	169,200	1972	71	7,596,749
1942	21	116,650	1973	75	8,657,225
1943	3	17,000	1974	57	8,165,941
1944	22	150,500	1975	51	7,895,450
1945	36	435,380	1976	49	9,157,522
1946	37	411,533	1977	48	9,688,977
1947	31	352,500	1978	48	10,337,332
1948	34	427,000	1979	46	12,801,200
1949	25	338,200	1980	45	13,371,786
1950	33	459,950	1981	45	14,175,393
1951	30	460,200	1982	46	15,089,576
1952	32	498,016	1983	45	17,588,242
1953	32	562,704	1984	46	21,251,382
1954	26	600,819	1985	47	25,290,526
1955	36	782,010	1986	46	25,442,242
1956	36	847,070	1987	46	32,106,093
1957	32	820,360	1988	47	36,959,307
1958	39	1,005,800	1989	44	41,288,787
1959	43	1,225,205	1990	44	46,251,831
1960	41	1,335,242	1991	44	49,628,203
1961	45	1,461,830	1992	44	49,386,906
1962	49	1,790,320	1993	43	53,203,611
1963	43	2,044,900	1994	43	56,416,080
1964	41	2,301,063	1995	44	62,250,000
1965	36	2,848,515	1996	45	69,100,000
1966	36	3,704,445	1997	45	77,680,800
1967	37	3,979,162	1998	45	96,050,000
1968	45	5,077,600	1999	47	131,700,000

## LEADERS IN CAREER EARNINGS

1.	GREG NORMAN .....	\$11,936,443	51.	TIGER WOODS .....	\$4,698,544
2.	FRED COUPLES .....	10,535,876	52.	FRED FUNK .....	4,684,274
3.	TOM KITE .....	10,447,472	53.	STEVE JONES .....	4,640,723
4.	MARK O'MEARA .....	10,293,473	54.	WAYNE LEVI .....	4,634,518
5.	DAVIS LOVE III .....	10,012,134	55.	BILL GLASSON .....	4,560,029
6.	NICK PRICE .....	9,813,834	56.	KENNY PERRY .....	4,526,783
7.	PAYNE STEWART .....	9,659,058	57.	NICK FALDO .....	4,522,963
8.	TOM WATSON .....	9,283,862	58.	JOEY SINDELAR .....	4,512,493
9.	SCOTT HOCH .....	9,136,303	59.	ERNIE ELS .....	4,500,017
10.	MARK CALCAVECCHIA .....	8,981,485	60.	D.A. WEIBRING .....	4,342,195
11.	COREY PAVIN .....	8,298,841	61.	DAVID EDWARDS .....	4,237,596
12.	PAUL AZINGER .....	8,019,642	62.	BILLY ANDRADE .....	4,119,484
13.	JOHN COOK .....	7,254,627	63.	DAN FORSMAN .....	3,965,441
14.	CURTIS STRANGE .....	7,226,587	64.	TOM PURTZER .....	3,910,659
15.	CRAIG STADLER .....	7,220,968	65.	JOHN MAHAFFEY .....	3,876,852
16.	BEN CRENSHAW .....	7,075,996	66.	MIKE REID .....	3,857,161
17.	STEVE ELKINGTON .....	7,023,912	67.	LARRY NELSON .....	3,827,401
18.	HAL SUTTON .....	6,972,978	68.	RUSS COCHRAN .....	3,804,292
19.	PHIL MICKELSON .....	6,964,977	69.	BOB ESTES .....	3,789,454
20.	JAY HAAS .....	6,906,099	70.	MIKE HULBERT .....	3,766,359
21.	TOM LEHMAN .....	6,676,673	71.	STEVE STRICKER .....	3,694,374
22.	LEE JANZEN .....	6,493,245	72.	KEN GREEN .....	3,585,926
23.	DAVID FROST .....	6,475,440	73.	LEE TREVINO .....	3,478,328
24.	DAVID DUVAL .....	6,406,041	74.	ROCCO MEDATE .....	3,473,010
25.	JEFF SLUMAN .....	6,293,739	75.	DUFFY WALDORF .....	3,465,995
26.	LANNY WADKINS .....	6,282,248	76.	BRAD BRYANT .....	3,432,069
27.	BRUCE LIETZKE .....	6,257,272	77.	RICK FEHR .....	3,417,333
28.	BRAD FAXON .....	6,244,115	78.	ANDY BEAN .....	3,408,512
29.	VIJAY SINGH .....	6,226,556	79.	JAY DON BLAKE .....	3,408,107
30.	LOREN ROBERTS .....	6,091,388	80.	TIM SIMPSON .....	3,406,017
31.	CHIP BECK .....	6,005,490	81.	GENE SAUERS .....	3,290,841
32.	BOB TWAY .....	5,949,395	82.	JESPER PARNEVIK .....	3,268,949
33.	HALE IRWIN .....	5,907,550	83.	DON POOLEY .....	3,266,681
34.	FUZZY ZOELLER .....	5,706,218	84.	BLAINE MCCALLISTER .....	3,227,141
35.	JACK NICKLAUS .....	5,691,673	85.	NOLAN HENKE .....	3,177,407
36.	SCOTT SIMPSON .....	5,659,927	86.	* KIRK TRIPLETT .....	3,087,712
37.	LARRY MIZE .....	5,614,010	87.	MARK WIEBE .....	3,083,312
38.	JOHN HUSTON .....	5,611,195	88.	DAN POHL .....	3,033,203
39.	JEFF MAGGERT .....	5,403,996	89.	DONNIE HAMMOND .....	3,032,825
40.	BILLY MAYFAIR .....	5,349,481	90.	BOB GILDER .....	2,951,820
41.	RAY FLOYD .....	5,300,595	91.	STEVE LOWERY .....	2,866,716
42.	PETER JACOBSEN .....	5,297,028	92.	PHIL BLACKMAR .....	2,866,652
43.	MARK MCCUMBER .....	5,290,798	93.	JODIE MUDD .....	2,806,955
44.	GIL MORGAN .....	5,259,164	94.	* BOBBY WADKINS .....	2,791,859
45.	JIM GALLAGHER, JR. ....	5,227,376	95.	SCOTT VERPLANK .....	2,752,219
46.	JIM FURYK .....	5,184,747	96.	JOHNNY MILLER .....	2,747,484
47.	MARK BROOKS .....	5,169,581	97.	HOWARD TWITTY .....	2,713,551
48.	JUSTIN LEONARD .....	5,091,701	98.	DAVID OGRIN .....	2,648,405
49.	ANDREW MAGEE .....	4,883,387	99.	DOUG TEWELL .....	2,640,391
50.	STEVE PATE .....	4,715,935	100.	HUBERT GREEN .....	2,591,959

\* = Non-winner



## PAST LEADING MONEY-WINNERS

1934	Paul Runyan .....	\$6,767.00	1966	Billy Casper .....	\$121,944.92
1935	Johnny Revolta .....	9,543.00	1967	Jack Nicklaus .....	188,998.08
1936	Horton Smith .....	7,682.00	1968	Billy Casper .....	205,168.67
1937	Harry Cooper .....	14,138.69	1969	Frank Beard .....	164,707.11
1938	Sam Snead .....	19,534.49	1970	Lee Trevino .....	157,037.63
1939	Henry Picard .....	10,303.00	1971	Jack Nicklaus .....	244,490.50
1940	Ben Hogan .....	10,655.00	1972	Jack Nicklaus .....	320,542.26
1941	Ben Hogan .....	18,358.00	1973	Jack Nicklaus .....	308,362.10
1942	Ben Hogan .....	13,143.00	1974	Johnny Miller .....	353,021.59
1943	No Statistics Compiled		1975	Jack Nicklaus .....	298,149.17
1944	Byron Nelson (War Bonds) .....	37,967.69	1976	Jack Nicklaus .....	266,438.57
1945	Byron Nelson (War Bonds) .....	63,335.66	1977	Tom Watson .....	310,653.16
1946	Ben Hogan .....	42,556.16	1978	Tom Watson .....	362,428.93
1947	Jimmy Demaret .....	27,936.83	1979	Tom Watson .....	462,636.00
1948	Ben Hogan .....	32,112.00	1980	Tom Watson .....	530,808.33
1949	Sam Snead .....	31,593.83	1981	Tom Kite .....	375,698.84
1950	Sam Snead .....	35,758.83	1982	Craig Stadler .....	446,462.00
1951	Lloyd Mangrum .....	26,088.83	1983	Hal Sutton .....	426,668.00
1952	Julius Boros .....	37,032.97	1984	Tom Watson .....	476,260.00
1953	Lew Worsham .....	34,002.00	1985	Curtis Strange .....	542,321.00
1954	Bob Toski .....	65,819.81	1986	Greg Norman .....	653,296.00
1955	Julius Boros .....	63,121.55	1987	Curtis Strange .....	925,941.00
1956	Ted Kroll .....	72,835.83	1988	Curtis Strange .....	1,147,644.00
1957	Dick Mayer .....	65,835.00	1989	Tom Kite .....	1,395,278.00
1958	Arnold Palmer .....	42,607.50	1990	Greg Norman .....	1,165,477.00
1959	Art Wall .....	53,167.60	1991	Corey Pavin .....	979,430.00
1960	Arnold Palmer .....	75,262.85	1992	Fred Couples .....	1,344,188.00
1961	Gary Player .....	64,540.45	1993	Nick Price .....	1,478,557.00
1962	Arnold Palmer .....	81,448.33	1994	Nick Price .....	1,499,927.00
1963	Arnold Palmer .....	128,230.00	1995	Greg Norman .....	1,654,959.00
1964	Jack Nicklaus .....	113,284.50	1996	Tom Lehman .....	1,780,159.00
1965	Jack Nicklaus .....	140,752.14	1997	Tiger Woods .....	2,066,833.00
			1998	David Duval .....	2,591,031.00

\*TOTAL MONEY LISTED FROM 1968 THROUGH 1974.

\*\* OFFICIAL MONEY LISTED BEGINNING IN 1975.

## ALL-TIME TOUR WINNERS

1.	Sam Snead .....	81		Lanny Wadkins .....	21
2.	Jack Nicklaus .....	70		Craig Wood .....	21
3.	Ben Hogan .....	63	T29.	James Barnes .....	20
4.	Arnold Palmer .....	60		Hale Irwin .....	20
5.	Byron Nelson .....	52		Bill Mehlhorn .....	20
6.	Billy Casper .....	51		Doug Sanders .....	20
T7.	Walter Hagen .....	40	T33.	Ben Crenshaw .....	19
	Cary Middlecoff .....	40		Doug Ford .....	19
9.	Gene Sarazen .....	38		Hubert Green .....	19
10.	Lloyd Mangrum .....	36		Tom Kite .....	19
11.	Tom Watson .....	34	T37.	Julius Boros .....	18
12.	Horton Smith .....	32		Jim Ferrier .....	18
T13.	Harry Cooper .....	31		E.J. Harrison .....	18
	Jimmy Demaret .....	31		Greg Norman .....	18
15.	Leo Diegel .....	30		Johnny Revolta .....	18
T16.	Gene Littler .....	29	T42.	Jack Burke .....	17
	Paul Runyan .....	29		Bobby Cruickshank .....	17
18.	Lee Trevino .....	27		Harold McSpaden .....	17
19.	Henry Picard .....	26		Curtis Strange .....	17
T20.	Tommy Armour .....	24	T46.	Ralph Guldahl .....	16
	Johnny Miller .....	24		Mark O'Meara .....	16
	Macdonald Smith .....	24		Nick Price .....	16
T23.	Johnny Farrell .....	22	T49.	Tommy Bolt .....	15
	Raymond Floyd .....	22		Ed Dudley .....	15
T25.	Willie Macfarlane .....	21		Denny Shute .....	15
	Gary Player .....	21		Mike Souchak .....	15
				Tom Weiskopf .....	15

## MOST TOUR WINS YEAR BY YEAR

1916	James Barnes .....	3	1963	Arnold Palmer .....	7
	Walter Hagen .....	3	1964	Jack Nicklaus .....	4
1917	James Barnes .....	2		Billy Casper .....	4
	Mike Brady .....	2		Tony Lema .....	4
1918	Jock Hutchison .....	1	1965	Jack Nicklaus .....	5
	Walter Hagen .....	1	1966	Billy Casper .....	4
	Patrick Doyle .....	1	1967	Jack Nicklaus .....	5
1919	James Barnes .....	5	1968	Billy Casper .....	6
1920	Jock Hutchison .....	4	1969	Dave Hill .....	3
1921	James Barnes .....	4		Billy Casper .....	3
1922	Gene Sarazen .....	3		Jack Nicklaus .....	3
	Walter Hagen .....	3		Ray Floyd .....	3
1923	Walter Hagen .....	5	1970	Billy Casper .....	4
	Joe Kirkwood, Sr. ....	5	1971	Jack Nicklaus .....	5
1924	Joe Kirkwood, Sr. ....	4		Lee Trevino .....	5
	Walter Hagen .....	4	1972	Jack Nicklaus .....	7
1925	Leo Diegel .....	5	1973	Jack Nicklaus .....	7
1926	Bill Mehlhorn .....	5	1974	Johnny Miller .....	8
	Macdonald Smith .....	5	1975	Jack Nicklaus .....	5
1927	Johnny Farrell .....	7	1976	Ben Crenshaw .....	3
1928	Bil Mehlhorn .....	7		Hubert Green .....	3
1929	Horton Smith .....	8	1977	Tom Watson .....	4
1930	Gene Sarazen .....	8	1978	Tom Watson .....	5
1931	Wiffy Cox .....	4	1979	Tom Watson .....	5
1932	Craig Wood .....	3	1980	Tom Watson .....	6
	Gene Sarazen .....	3	1981	Tom Watson .....	3
	Olin Dutra .....	3		Bruce Lietzke .....	3
	Mike Turnesa .....	3		Ray Floyd .....	3
	Tommy Armour .....	3		Bill Rogers .....	3
1933	Paul Runyan .....	9	1982	Craig Stadler .....	4
1934	Paul Runyan .....	7		Calvin Peete .....	4
1935	Johnny Revolta .....	5	1983	Fuzzy Zoeller .....	2
	Henry Picard .....	5		Lanny Wadkins .....	2
1936	Ralph Guldahl .....	3		Calvin Peete .....	2
	Henry Picard .....	3		Hal Sutton .....	2
	Jimmy Hines .....	3		Gil Morgan .....	2
1937	Harry Cooper .....	8		Mark McCumber .....	2
1938	Sam Snead .....	8		Jim Colbert .....	2
1939	Henry Picard .....	8		Seve Ballesteros .....	2
1940	Jimmy Demaret .....	6	1984	Tom Watson .....	3
1941	Sam Snead .....	7		Denis Watson .....	3
1942	Ben Hogan .....	6	1985	Lanny Wadkins .....	3
1943	Sam Byrd .....	1		Curtis Strange .....	3
	Harold McSpaden .....	1	1986	Bob Tway .....	4
	Steve Warga .....	1	1987	Curtis Strange .....	3
1944	Byron Nelson .....	8		Paul Azinger .....	3
1945	Byron Nelson .....	18	1988	Curtis Strange .....	4
1946	Ben Hogan .....	13	1989	Tom Kite .....	3
1947	Ben Hogan .....	7		Steve Jones .....	3
1948	Ben Hogan .....	10	1990	Wayne Levi .....	4
1949	Cary Middlecoff .....	7	1991	Ian Woosnam .....	2
1950	Sam Snead .....	11		Corey Pavin .....	2
1951	Cary Middlecoff .....	6		Billy Andrade .....	2
1952	Jack Burke, Jr. ....	5		Tom Purtzer .....	2
	Sam Snead .....	5		Mark Brooks .....	2
1953	Ben Hogan .....	4		Nick Price .....	2
	Lloyd Mangrum .....	4		Fred Couples .....	2
1954	Bob Toski .....	4		Andrew Magee .....	2
1955	Cary Middlecoff .....	6	1992	Fred Couples .....	3
1956	Mike Souchak .....	4		Davis Love III .....	3
1957	Arnold Palmer .....	4		John Cook .....	3
1958	Ken Venturi .....	4	1993	Nick Price .....	4
1959	Gene Littler .....	5	1994	Nick Price .....	5
1960	Arnold Palmer .....	8	1995	Greg Norman .....	3
1961	Arnold Palmer .....	5		Lee Janzen .....	3
	Doug Sanders .....	5	1996	Phil Mickelson .....	4
1962	Arnold Palmer .....	7	1997	Tiger Woods .....	4
			1998	David Duval .....	4

## INDIVIDUAL PLAYOFF RECORDS

**AARON, Tommy** -- (0-4) 1963: lost to Tony Lema, Memphis Open; lost to Arnold Palmer, Cleveland Open. 1972: lost to George Archer, Glen Campbell Los Angeles Open; lost to George Archer, Greater Greensboro Open.

**ADAMS, John** -- (0-1) 1982: lost to Jay Haas, Hall of Fame Classic.

**ALEXANDER, Skip** -- (1-0) 1950: defeated Ky Laffoon, Empire State Open.

**ALLIN, Buddy** -- (1-0) 1971: defeated Dave Eichelberger, Rod Funseth, Greater Greensboro Open.

**ALLISS, Percy** -- (0-1) 1931: lost to Walter Hagen, Canadian Open.

**ANDERSON, Willie** -- (2-0) 1901: defeated Alex Smith, U.S. Open. 1903: defeated David Brown, U.S. Open.

**ANDRADE, Billy** -- (2-1) 1991: defeated Jeff Sluman, Kemper Open. 1993: lost to John Inman, Buick Southern Open. 1998: defeated Bob Friend, Bell Canadian Open.

**ARCHER, George** -- (4-3) 1965: defeated Bob Charles, Lucky International Open. 1969: lost to Jack Nicklaus, Kaiser International. 1970: lost to George Knudson, Robinson Open. 1971: defeated Lou Graham, J.C. Snead, Greater Hartford Open. 1972: defeated Tommy Aaron, Dave Hill, Glen Campbell Los Angeles Open; lost to Miller Barber, Dean Martin Tucson Open; defeated Tommy Aaron, Greater Greensboro Open.

**ARMOUR, Tommy** -- (2-2) 1920: lost to J. Douglas Edgar, Canadian Open. 1927: defeated Harry Cooper, U.S. Open. 1930: defeated Leo Diegel, Canadian Open. 1936: lost to Willie Macfarlane, Walter Olson Open.

**AUSTIN, Woody** -- (1-0) 1995: defeated Mike Brisky, Buick Open.

**AZINGER, Paul** -- (1-2) 1989: lost to Steve Jones, Bob Hope Chrysler Classic. 1990: lost to Greg Norman, Doral-Ryder Open. 1993: defeated Greg Norman, PGA Championship.

**BAIRD, Butch** -- (1-0) 1976: defeated Miller Barber, San Antonio Texas Open.

**BAKER-FINCH, Ian** -- (0-1) 1991: lost to Bruce Fleisher, New England Classic.

**BALDING, Al** -- (1-3) 1957: defeated Al Besselink, Havana Invitational. 1959: lost to Don Whitt, Memphis Open. 1961: lost to Arnold Palmer, San Diego Open. 1964: lost to George Knudson, Fresno Open.

**BALLESTEROS, Seve** -- (1-2) 1987: lost to Larry Mize, Masters Tournament; lost to J.C. Snead, Manufacturers Hanover Westchester Classic. 1988: defeated David Frost, Greg Norman, Ken Green, Manufacturers Hanover Westchester Classic.

**BARBER, Jerry** -- (1-0) 1961: defeated Don January, PGA Championship.

**BARBER, Miller** -- (3-4) 1964: lost to Gary Player, Pensacola Open. 1967: defeated Gary Player, Oklahoma City Open. 1970: defeated Bob Charles, Howie Johnson, Greater New Orleans Open. 1972: defeated George Archer, Dean Martin Tucson Open. 1973: lost to Jack Nicklaus, Greater New Orleans Open; lost to Bert Greene, Liggett and Myers Open. 1976: lost to Butch Baird, San Antonio Texas Open.

**BARNES, James** -- (0-3) 1916: lost to Walter Hagen, Metropolitan Open. 1920: lost to Walter Hagen, Metropolitan Open. 1923: lost to Robert MacDonald, Metropolitan Open.

**BARR, Dave** -- (1-2) 1981: defeated Woody Blackburn, Frank Conner, Dan Halldorson, Victor Regalado, Quad Cities Open. 1986: lost to Corey Pavin, Greater Milwaukee Open. 1988: lost to Mark Brooks, Canon Sammy Davis, Jr.-Greater Hartford Open.

**BARRON, Herman** -- (1-0) 1946: defeated Lew Worsham, Philadelphia Inquirer Open.

**BAYER, George** -- (2-2) 1957: lost to Doug Ford, Western Open. 1958: defeated Sam Snead, Havana International. 1960: defeated Jack Fleck, St. Petersburg Open. 1961: lost to Eric Monti, Ontario Open.

**BEAN, Andy** -- (3-3) 1978: defeated Lee Trevino, Danny Thomas Memphis Classic; defeated Bill Rogers, Western Open. 1979: lost to Lon Hinkle, Bing Crosby National Pro-Am. 1984: lost to Bruce Lietzke, Honda Classic; lost to Jack Nicklaus, Memorial Tournament. 1986: defeated Hubert Green, Doral-Eastern Open.

**BEARD, Frank** -- (0-3) 1968: lost to Jack Nicklaus, American Golf Classic. 1969: lost to Larry Hinson, Greater New Orleans Open. 1974: lost to Johnny Miller, World Open.

**BECK, Chip** -- (0-2) 1988: lost to Bob Lohr, Walt Disney World/Oldsmobile Classic. 1991: lost to Brad Faxon, Buick Open.

**BEMAN, Deane** -- (1-1) 1968: lost to Arnold Palmer, Bob Hope Desert Classic. 1969: defeated Jack McGowan, Texas Open.

**BESSELINK, Al** -- (2-2) 1955: defeated Don Fairfield, West Palm Beach Open. 1957: lost to Ed Furgol, Caliente Open; defeated Bob Rosburg, Caracas Open; lost to Al Balding, Havana Invitational.

**BIES, Don** -- (1-0) 1975: defeated Hubert Green, Sammy Davis, Jr.-Greater Hartford Open.

**BLACK, Ronnie** -- (1-1) 1983: defeated Sam Torrance, Southern Open. 1989: lost to Wayne Grady, Manufacturers Hanover Westchester Classic.

**BLACKBURN, Woody** -- (1-1) 1981: lost to Dave Barr, Quad Cities Open. 1985: defeated Ron Streck, Isuzu-Andy Williams-San Diego Open. (Also won playoff with Bill Kratzert to win unofficial 1976 Walt Disney World National Team Championship).

**BLACKMAR, Phil** -- (3-0) 1985: defeated Jodie Mudd, Dan Pohl, Canon Sammy Davis, Jr.-Greater Hartford Open. 1988: defeated Payne Stewart, Provident Classic. 1997: defeated Kevin Sutherland, Shell Houston Open.

**BLANCAS, Homero** -- (1-1) 1969: lost to Larry Ziegler, Michigan Golf Classic. 1972: defeated Lanny Wadkins, Phoenix Open.

**BLOCKER, Chris** -- (0-1) 1970: lost to Doug Sanders, Bahama Islands Open.

**BOLT, Tommy** -- (3-3) 1952: defeated Jack Burke, Jr., Dutch Harrison, Los Angeles Open; lost to Jack Burke, Jr., Baton Rouge Open. 1954: defeated Earl Stewart, Insurance City Open. 1955: lost to Sam Snead, Miami Beach Open. 1960: defeated Ben Hogan, Gene Littler, Memphis Open. 1961: lost to Dave Hill, Home of the Sun Open.

## INDIVIDUAL PLAYOFF RECORDS (continued)

- BOROS, Julius--** (4-5) 1952: defeated Cary Middlecoff, World Championship of Golf. 1954: defeated George Fazio, Carling's World Open. 1958: lost to Sam Snead, Dallas Open. 1959: lost to Jack Burke, Jr., Houston Classic. 1963: defeated Arnold Palmer, Jacky Cupit, U.S. Open; lost to Arnold Palmer, Western Open. 1964: defeated Doug Sanders, Greater Greensboro Open. 1969: lost to Gene Littler, Greater Greensboro Open. 1975: lost to Gene Littler, Westchester Classic.
- BRADLEY, Jackson--** (0-1) 1955: lost to Henry Ransom, Rubber City Open.
- BRADLEY, Michael--** (1-0) 1996: defeated Fred Funk, Davis Love III, John Maginnes and Len Mattiace, Buick Challenge.
- BRADY, Mike--** (1-2) 1911: lost to John McDermott, U.S. Open. 1916: defeated Patrick Doyle, Massachusetts Open. 1919: lost to Walter Hagen, U.S. Open.
- BRANCA, Tee--** (0-1) 1938: lost to Al Zimmerman, Utah Open.
- BREWER, Gay--** (2-5) 1959: lost to Arnold Palmer, West Palm Beach Open. 1965: defeated Doug Sanders, Greater Seattle Open; defeated Bob Goalby, Hawaiian Open. 1966: lost to Jack Nicklaus, Masters Tournament; lost to Arnold Palmer, Tournament of Champions. 1959: lost to Dave Hill, IVB-Philadelphia Classic. 1974: lost to Jim Colbert, American Golf Classic.
- BRISKY, Mike--** (0-1) 1995: lost to Woody Austin, Buick Open.
- BRITTON, Bill--** (0-1) 1982: lost to Hal Sutton, Walt Disney World Golf Classic.
- BROOKS, Mark--** (4-2) 1988: defeated Dave Barr, Joey Sindelar, Canon Sammy Davis, Jr.-Greater Hartford Open; lost to Tom Purtzer, Gatlin Brothers Southwest Classic. 1991: defeated Gene Sauers, Kmart Greater Greensboro Open. 1993: lost to John Inman, Buick Southern Open. 1996: defeated Jeff Maggert, Shell Houston Open; defeated Kenny Perry, PGA Championship.
- BROWN, Billy Ray--** (2-0) 1991: defeated Corey Pavin, Rick Fehr, Canon Greater Hartford Open. 1992: defeated Ray Floyd, Ben Crenshaw, Bruce Lietzke, GTE Byron Nelson Classic.
- BROWN, David--** (0-1) 1903: lost to Willie Anderson, J.S. Open.
- BROWN, Pete--** (1-1) 1964: lost to Billy Casper, Alamedn Open. 1970: defeated Tony Jacklin, Andy Williams San Diego Open.
- BROWNE, Olin--** (1-0) 1998: defeated Stewart Cink, Larry Mize, Canon Greater Hartford Open.
- BRYANT, Brad--** (0-1) 1993: lost to John Inman, Buick Southern Open.
- BURKE, Billy--** (2-0) 1929: defeated Bill Mehlhorn, Glens Falls Open. 1931: defeated George Von Elm, U.S. Open.
- BURKE, Jack Jr.--** (4-4) 1952: lost to Tommy Bolt, Los Angeles Open; defeated Bill Nary, Tommy Bolt, Baton Rouge Open; defeated Dick Mayer, Miami Open; lost to Cary Middlecoff, Kansas City Open. 1955: lost to Henry Ransom, Rubber City Open. 1958: lost to Art Wall, Rubber City Open. 1959: defeated Julius Boros, Houston Classic. 1961: defeated Billy Casper, Johnny Pott, Buick Open.
- BURNS, George--** (0-2) 1984: lost to Gary Koch, Bay Hill Classic. 1985: lost to Roger Maltbie, Manufacturers Hanover Westchester Classic.
- BYMAN, Bob--** (1-0) 1979: defeated John Schroeder, Bay Hill Citrus Classic.
- BYRD, Sam--** (1-0) 1945: defeated Dutch Harrison, Mobile Open.
- BYRUM, Tom--** (0-1) 1994: lost to Neal Lancaster, GTE Byron Nelson Classic.
- CADLE, George--** (0-1) 1983: lost to Morris Hatalsky, Greater Milwaukee Open.
- CALCAVECCIA, Mark--** (0-3) 1987: lost to Fred Couples, Byron Nelson Classic. 1990: lost to Greg Norman, Doral-Ryder Open. 1993: lost to Billy Mayfair, Greater Milwaukee Open.
- CALDWELL, Rex--** (0-2) 1983: lost to Keith Fergus, Bob Hope Desert Classic; lost to Bob Gilder, Phoenix Open.
- CAMPBELL, Joe--** (1-2) 1962: lost to Doug Ford, Bing Crosby National Pro-Am. 1966: defeated Gene Littler, Tucson Open. 1967: lost to Randy Glover, Azalea Open.
- CARNEVALE, Mark--** (0-1) 1994: lost to Neal Lancaster, GTE Byron Nelson Classic.
- CASPER, Billy--** (8-8) 1958: defeated Ken Venturi, Greater New Orleans Open. 1961: lost to Jack Burke, Jr., Buick Open. 1964: defeated Pete Brown, Jerry Steelsmith, Almaden Open. 1965: lost to Wes Ellis, San Diego Open; defeated Johnny Pott, Insurance City Open. 1966: defeated Arnold Palmer, U.S. Open. 1967: defeated Art Wall, Canadian Open; defeated Al Geiberger, Carling World Open; lost to Dudley Wysong, Hawaiian Open. 1968: lost to Johnny Pott, Bing Crosby National Pro-Am. 1969: lost to Jack Nicklaus, Kaiser International. 1970: defeated Hale Irwin, Los Angeles Open; defeated Gene Littler, Masters Tournament. 1971: lost to Bob Lunn, Glen Campbell Los Angeles Open. 1972: lost to Chi Chi Rodriguez, Byron Nelson Classic. 1975: lost to Jack Nicklaus, World Open.
- CHAMBLEE, Brandel--** (0-1) 1996: lost to Paul Stankowski, BellSouth Classic.
- CHARLES, Bob--** (0-2) 1965: lost to George Archer, Lucky International Open. 1970: lost to Miller Barber, Greater New Orleans Open.
- CHEN, Tze-Chung--** (1-1) 1983: lost to Fred Couples, Kemper Open. 1987: defeated Ben Crenshaw, Los Angeles Open.
- CHRISTIAN, Neil--** (0-1) 1937: lost to Lawson Little, San Francisco Match Play.
- CINK, Stewart--** (0-1) 1998: lost to Olin Browne, Canon Greater Hartford Open.
- CLAMPETT, Bobby--** (0-2) 1981: lost to John Cook, Bing Crosby National Pro-Am; lost to Hale Irwin, Buick Open.
- CLARK, Jimmy--** (1-1) 1952: defeated Jim Turnesa, Ft. Wayne Open. 1955: lost to Bo Wininger, Baton Rouge Open.
- COCHRAN, Russ--** (0-1) 1991: lost to Craig Stadler, THE TOUR Championship.



## INDIVIDUAL PLAYOFF RECORDS (continued)

- COLBERT, Jim--** (2-0) 1974: defeated Ray Floyd, Gay Brewer, Forrest Fezler, American Golf Classic. 1983: defeated Fuzzy Zoeller, Colonial National Invitation.
- COLLINS, Bill--** (1-3) 1960: lost to Jack Fleck, Phoenix Open; defeated Arnold Palmer, Houston Classic; lost to Arnold Palmer, Insurance City Open. 1962: lost to Al Johnston, Hot Springs Open.
- CONGDON, Charles--** (0-1) 1948: lost to Ed Oliver, Tacoma Open.
- CONNER, Frank--** (0-2) 1981: lost to Dave Barr, Quad Cities Open. 1982: lost to Tom Watson, Sea Pines Heritage Classic.
- COOK, John--** (3-3) 1981: defeated Hale Irwin, Ben Crenshaw, Bobby Clampett, Barney Thompson, Bing Crosby National Pro-Am. 1983: defeated Johnny Miller, Canadian Open. 1986: lost to Donnie Hammond, Bob Hope Chrysler Classic. 1990: lost to Tom Kite, Federal Express St. Jude Classic; lost to Bob Tway, Las Vegas Invitational. 1992: defeated Gene Sauers, Rick Fehr, Mark O'Meara, Tom Kite, Bob Hope Chrysler Classic.
- COOPER, Harry--** (3-4) 1927: lost to Tommy Armour, U.S. Open. 1934: defeated Ky Laffoon, Western Open; lost to Johnny Revolta, St. Paul Open. 1936: defeated Dick Metz, St. Paul Open; lost to Leonard Dodson, St. Petersburg Open. 1937: defeated Horton Smith, Ralph Guldahl, St. Petersburg Open. 1938: lost to Sam Snead, Canadian Open.
- COOPER, Pete--** (1-1) 1958: defeated Wes Ellis, Jr., West Palm Beach Open. 1959: lost to Arnold Palmer, West Palm Beach Open.
- COUPLES, Fred--** (5-4) 1983: defeated Tze-Chung Chen, Barry Jaeckel, Gil Morgan, Scott Simpson, Kemper Open. 1986: lost to Tom Kite, Western Open. 1987: defeated Mark Calcavecchia, Byron Nelson Classic. 1988: lost to Sandy Lyle, Phoenix Open. 1992: defeated Davis Love III, Nissan Los Angeles Open; lost to Corey Pavin, Honda Classic. 1993: defeated Robert Gamez, Honda Classic. 1994: lost to Phil Mickelson, Mercedes Championships. 1998: defeated Bruce Lietzke, Bob Hope Chrysler Classic.
- COURTNEY, Chuck--** (0-1) 1972: lost to DeWitt Weaver, Southern Open.
- COX, Wiffy--** (1-1) 1931: defeated Joe Turnesa, North & South Open. 1936: defeated Bill Mehlhorn, Sacramento Open.
- CRAMPTON, Bruce--** (0-2) 1970: lost to Gibby Gilbert, Houston Champions International. 1974: lost to Richie Karl, B.C. Open.
- CRENSHAW, Ben--** (0-8) 1978: lost to Tom Watson, Bing Crosby National Pro-Am. 1979: lost to Larry Nelson, Western Open; lost to David Graham, PGA Championship. 1981: lost to John Cook, Bing Crosby National Pro-Am; lost to Bill Rogers, Texas Open. 1987: lost to Tze-Chung Chen, Los Angeles Open. 1989: lost to David Frost, NEC World Series of Golf. 1992: lost to Billy Ray Brown, GTE Byron Nelson Classic.
- CRUICKSHANK, Bobby--** (1-3) 1923: lost to Robert T. Jones, Jr., U.S. Open. 1926: lost to Johnny Farrell, Florida Open; lost to Bill Mehlhorn, South Central Open. 1935: defeated Johnny Revolta, Orlando Open.
- CUPIT, Jacky--** (1-2) 1961: lost to Dave Marr, Greater Seattle Open. 1963: lost to Julius Boros, U.S. Open. 1966: defeated Chi Chi Rodriguez, Cajun Classic Open.
- DALY, John--** (1-0) 1995: defeated Costantino Rocca, British Open.
- DEMARET, Jimmy--** (4-5) 1940: defeated Toney Penna, Western Open. 1947: lost to Dave Douglas, Orlando Open. 1948: lost to Lloyd Mangrum, Lower Rio Grande Open; defeated Otto Greiner, St. Paul Open. 1949: lost to Ben Hogan, Long Beach Open; defeated Ben Hogan, Phoenix Open; lost to Johnny Palmer, World Championship of Golf. 1957: defeated Ken Venturi, Mike Souchak, Thunderbird Invitational. 1964: lost to Tommy Jacobs, Palm Springs Golf Classic.
- DEVLIN, Bruce--** (0-3) 1968: lost to Johnny Pott, Bing Crosby National Pro-Am. 1969: lost to Bert Yancey, Atlanta Classic. 1972: lost to David Graham, Cleveland Open.
- DICKINSON, Gardner--** (1-2) 1956: lost to Art Wall, Ft. Wayne Open. 1969: lost to Raymond Floyd, Greater Jacksonville Open. 1971: defeated Jack Nicklaus, Atlanta Golf Classic.
- DIEGEL, Leo--** (3-2) 1922: lost to Abe Mitchell, Southern Open. 1924: defeated Will MacFarlane, Shawnee Open. 1927: defeated Fred McLeod, Middle Atlantic Open. 1930: lost to Tommy Armour, Canadian Open; defeated Gene Sarazen, Oregon Open.
- DIEHL, Terry--** (0-1) 1976: lost to Tom Kite, IVB-Bicentennial Golf Classic.
- DODDS, Trevor--** (1-0) 1998: defeated Scott Verplank, Greater Greensboro Chrysler Classic.
- DODSON, Leonard--** (3-1) 1936: lost to Ray Mangrum, Wildwood New Jersey Open; defeated Harry Cooper, St. Petersburg Open. 1937: defeated Horton Smith, Hollywood Open. 1941: defeated Dutch Harrison, Ben Hogan, Oakland Open.
- DONALD, Mike--** (1-1) 1989: defeated Tim Simpson, Hal Sutton, Anheuser-Busch Golf Classic. 1990: lost to Hale Irwin, U.S. Open.
- DOUGHERTY, Ed--** (0-1) 1990: lost to Jim Gallagher, Jr., Greater Milwaukee Open.
- DOUGLAS, Dave--** (1-1) 1947: defeated Jimmy Demaret, Herman Keiser, Orlando Open. 1951: lost to Cary Middlecoff, Kansas City Open.
- DOUGLASS, Dale--** (0-3) 1968: lost to Chi Chi Rodriguez, Sahara Invitational. 1970: lost to Don January, Greater Jacksonville Open. 1971: lost to Tom Weiskopf, Kemper Open.
- DOW, Willie--** (0-1) 1934: lost to Ralph Stonehouse, Miami Open.
- DOYLE, Patrick--** (0-1) 1916: lost to Mike Brady, Massachusetts Open.
- DUDLEY, Ed--** (1-1) 1936: defeated Charles Lacey, Philadelphia Open. 1937: lost to Dick Metz, Thomasville Open.



## INDIVIDUAL PLAYOFF RECORDS (continued)

- DUTRA, Olin--** (1-0) 1930: defeated Joe Kirkwood, Sr., Long Beach Open.
- DUVAL, David--** (2-0) 1997: defeated Grant Waite, Duffy Waldorf, Michelob Championship at Kingsmill; defeated Dan Forsman, Walt Disney World/Oldsmobile Classic.
- EASTWOOD, Bob--** (1-0) 1985: defeated Payne Stewart, Byron Nelson Classic.
- EDGAR, J. Douglas--** (1-0) 1920: defeated Tommy Armour, Charles Murray, Canadian Open.
- EDWARDS, Danny--** (1-0) 1983: defeated Morris Hatalsky, Miller High Life-Quad Cities Open.
- EDWARDS, David--** (1-1) 1992: defeated Rick Fehr, Memorial Tournament. 1994: lost to Neal Lancaster, GTE Byron Nelson Classic.
- EICHELBERGER, Dave--** (1-1) 1971: lost to Buddy Allin, Greater Greensboro Open. 1981: defeated Bob Murphy, Mark O'Meara, Tallahassee Open.
- ELDER, Lee--** (2-2) 1968: lost to Jack Nicklaus, American Golf Classic. 1972: lost to Lee Trevino, Greater Hartford Open. 1974: defeated Peter Oosterhuis, Monsanto Open. 1978: defeated Lee Trevino, Greater Milwaukee Open.
- ELKINGTON, Steve--** (4-3) 1992: defeated Brad Faxon, Infiniti Tournament of Champions; lost to Dan Forsman, Buick Open; lost to Nick Price, H-E-B Texas Open. 1993: lost to Rocco Mediate, Kmart Greater Greensboro Open. 1995: defeated Bruce Lietzke, Mercedes Championships; defeated Colin Montgomerie, PGA Championship. 1998: defeated Fred Funk, Buick Challenge.
- ELLIS, Wes--** (1-1) 1958: lost to Pete Cooper, West Palm Beach Open. 1965: defeated Billy Casper, San Diego Open.
- ELS, Ernie--** (1-0) 1994: defeated Loren Roberts, Colin Montgomerie, U.S. Open.
- ESPINOSA, Al--** (0-1) 1929: lost to Robert T. Jones, Jr., U.S. Open.
- ESPINOSA, Abe--** (0-1) 1924: lost to Macdonald Smith, Northern California Open.
- ESTES, Bob--** (0-2) 1989: lost to Mike Hulbert, B.C. Open. 1993: lost to John Inman, Buick Southern Open.
- FAIRFIELD, Don--** (0-2) 1955: lost to Al Besselink, West Palm Beach Open. 1959: lost to Dow Finsterwald, Kansas City Open.
- FALDO, Nick--** (2-1) 1988: lost to Curtis Strange, U.S. Open. 1989: defeated Scott Hoch, Masters Tournament. 1990: defeated Ray Floyd, Masters Tournament.
- FARRELL, Johnny--** (3-2) 1926: defeated Bobby Cruickshank, Florida Open. 1928: lost to Gene Sarazen, Nassau Bahamas Open; defeated Robert T. Jones, Jr., U.S. Open. 1930: lost to Willie Macfarlane, Metropolitan Open. 1936: defeated Vic Ghezzi, New Jersey Open.
- FAXON, Brad--** (1-5) 1991: defeated Chip Beck, Buick Open. 1992: lost to Steve Elkington, Infiniti Tournament of Champions; lost to Dan Forsman, Buick Open. 1996: lost to Jim Furyk, United Airlines Hawaiian Open; lost to Clarence Rose, Sprint International. 1997: lost to Frank Nobilo, Greater Greensboro Chrysler Classic.
- FAZIO, George--** (1-3) 1946: defeated Dick Metz, Canadian Open. 1948: lost to Lloyd Mangrum, Utah Open. 1950: lost to Ben Hogan, U.S. Open. 1954: lost to Julius Boros, Carling's World Open.
- FEHR, Rick--** (0-4) 1991: lost to Billy Ray Brown, Canon Greater Hartford Open. 1992: lost to John Cook, Bob Hope Chrysler Classic; lost to David Edwards, Memorial Tournament. 1994: lost to Steve Lowery, Sprint International.
- FERGUS, Keith--** (2-0) 1982: defeated Ray Floyd, Georgia-Pacific Atlanta Classic. 1983: defeated Rex Caldwell, Bob Hope Desert Classic.
- FERRIER, Jim--** (2-1) 1947: defeated Fred Haas, Jr., St. Paul Open. 1950: defeated Sam Snead, St. Paul Open. 1953: lost to Cary Middlecoff, Houston Open.
- FETCHICK, Mike--** (2-0) 1956: defeated Lionel Hebert, St. Petersburg Open; defeated Jay Hebert, Don January, Doug Ford, Western Open.
- FEZLER, Forrest--** (0-1) 1974: lost to Jim Colbert, American Golf Classic.
- FINSTERWALD, Dow--** (2-4) 1956: lost to Doug Sanders, Canadian Open. 1957: defeated Don Whitt, Tucson Open. 1958: lost to Art Wall, Rubber City Open. 1959: lost to Art Wall, Buick Open; defeated Don Fairfield, Kansas City Open. 1962: lost to Arnold Palmer, Masters Tournament.
- FIORI, Ed--** (2-0) 1979: defeated Tom Weiskopf, Southern Open. 1982: defeated Tom Kite, Bob Hope Desert Classic.
- FLECK, Jack--** (3-2) 1955: defeated Ben Hogan, U.S. Open. 1960: defeated Bill Collins, Phoenix Open; lost to George Bayer, St. Petersburg Open; lost to Arnold Palmer, Insurance City Open. 1961: defeated Bob Rosburg, Bakersfield Open.
- FLECKMAN, Marty--** (1-0) 1967: defeated Jack Montgomery, Cajun Classic Open.
- FLEISHER, Bruce--** (1-0) 1991: defeated Ian Baker-Finch, New England Classic.
- FLOYD, Raymond--** (4-11) 1969: defeated Gardner Dickinson, Greater Jacksonville Open. 1971: lost to Arnold Palmer, Bob Hope Desert Classic. 1973: lost to Jack Nicklaus, Bing Crosby National Pro-Am. 1974: lost to Jim Colbert, American Golf Classic. 1975: lost to J.C. Snead, Andy Williams San Diego Open. 1976: defeated Jerry McGee, World Open. 1980: defeated Jack Nicklaus, Doral-Eastern Open. 1981: lost to Bruce Lietzke, Wickes Andy Williams-San Diego Open; defeated Barry Jaekel, Curtis Strange, Tournament Players Championship. 1982: lost to Keith Fergus, Georgia-Pacific Atlanta Classic; lost to Craig Stadler, World Series of Golf. 1985: lost to Roger Maltbie, Manufacturers Hanover Westchester Classic. 1986: defeated Mike Sullivan, Lon Hinkle, Walt Disney World/Oldsmobile Classic. 1990: lost to Nick Faldo, Masters Tournament. 1992: lost to Billy Ray Brown, GTE Byron Nelson Classic.

## INDIVIDUAL PLAYOFF RECORDS (continued)

- FORD, Doug--** (5-7) 1951: lost to Dutch Harrison, Texas Open; lost to Cary Middlecoff, Kansas City Open. 1952: defeated Sam Snead, Jacksonville Open. 1953: lost to Earl Stewart, Greensboro Open. 1954: defeated Marty Furgol, Greater Greensboro Open. 1955: lost to Henry Ransom, Rubber City Open; lost to Ted Kroll, Philadelphia Daily News Open. 1956: lost to Mike Fetchick, Western Open. 1957: lost to Arnold Palmer, Rubber City Open; defeated George Bayer, Gene Littler, Billy Maxwell, Western Open. 1961: defeated Arnold Palmer, "500" Festival Open. 1962: defeated Joe Campbell, Bing Crosby National Pro-Am.
- FORSMAN, Dan--** (1-1) 1992: defeated Steve Elkington, Brad Faxon, Buick Open. 1997: lost to David Duval, Walt Disney World/Oldsmobile Classic.
- FOUGHT, John--** (1-0) 1979: defeated Jim Simons, Buick Goodwrench Open.
- FRIEND, Bob--** (0-1) 1998: lost to Billy Andrade, Bell Canadian Open.
- FROST, David--** (2-3) 1986: lost to Tom Kite, Western Open. 1988: lost to Seve Ballesteros, Manufacturers Hanover Westchester Classic; defeated Bob Tway, Southern Open. 1989: defeated Ben Crenshaw, NEC World Series of Golf. 1995: lost to Bob Tway, MCI Classic.
- FUNK, Fred--** (1-2) 1996: defeated Pete Jordan, B.C. Open; lost to Michael Bradley, Buick Challenge. 1998: lost to Steve Elkington, Buick Challenge.
- FUNSETH, Rod--** (0-1) 1971: lost to Buddy Allin, Greater Greensboro Open.
- FURGOL, Ed--** (2-1) 1954: defeated Cary Middlecoff, Phoenix Open. 1956: lost to Bob Rosburg, Motor City Open. 1957: defeated Al Bessellink, Caliente Open.
- FURGOL, Marty--** (0-1) 1954: lost to Doug Ford, Greater Greensboro Open.
- FURYK, Jim--** (1-2) 1996: defeated Brad Faxon, United Airlines Hawaiian Open. 1997: lost to Paul Stankowski, United Airlines Hawaiian Open. 1998: lost to J.P. Hayes, Buick Classic.
- GALLAGHER, Jim Jr.--** (1-1) 1990: defeated Ed Dougherty, Billy Mayfair, Greater Milwaukee Open. 1991: lost to Tom Purtzer, NEC World Series of Golf.
- GAMEZ, Robert--** (0-1) 1993: lost to Fred Couples, Honda Classic.
- GARDNER, Buddy--** (0-1) 1987: lost to Jay Haas, Big "I" Houston Open.
- GEIBERGER, Al--** (1-1) 1967: lost to Billy Casper, Carling World Open. 1975: defeated Gary Player, MONY Tournament of Champions.
- GHEZZI, Vic--** (2-4) 1935: defeated Johnny Revolta, Los Angeles Open. 1936: lost to Johnny Farrell, New Jersey Open. 1939: lost to Henry Picard, Metropolitan Open. 1941: defeated Byron Nelson, PGA Championship. 1946: lost to Lloyd Mangrum, U.S. Open. 1948: lost to Ed Oliver, Tacoma Open.
- GILBERT, Gibby--** (1-0) 1970: defeated Bruce Crampton, Houston Champions International.
- GILDER, Bob--** (1-0) 1983: defeated, Rex Caldwell, Johnny Miller, Mark O'Meara, Phoenix Open.
- GLOVER, Randy--** (1-0) 1967: defeated Joe Campbell, Azalea Open.
- GOALBY, Bob--** (2-1) 1962: defeated Art Wall, Insurance City Open. 1965: lost to Gay Brewer, Hawaiian Open. 1969: defeated Jim Wiechers, Robinson Open.
- GOLDEN, John--** (2-0) 1931: defeated George Von Elm, Agua Caliente Open. 1932: defeated Craig Wood, North & South Open.
- GRADY, Wayne--** (1-0) 1989: defeated Ronnie Black, Manufacturers Hanover Westchester Classic.
- GRAHAM, David--** (2-1) 1972: defeated Bruce Devlin, Cleveland Open; lost to Lou Graham, Liggett and Myers Open. 1979: defeated Ben Crenshaw, PGA Championship.
- GRAHAM, Lou--** (3-1) 1971: lost to George Archer, Greater Hartford Open. 1972: defeated Hale Irwin, David Graham, Larry Ziegler, Liggett and Myers Open. 1975: defeated John Mahaffey, U.S. Open. 1979: defeated Bobby Wadkins, IVB-Philadelphia Classic.
- GREEN, Hubert--** (2-3) 1971: defeated Don January, Houston Champions International. 1975: lost to Don Bies, Sammy Davis, Jr.-Greater Hartford Open. 1978: defeated Bill Kratzert, Hawaiian Open; lost to Gil Morgan, World Series of Golf. 1986: lost to Andy Bean, Doral-Eastern Open.
- GREEN, Ken--** (0-2) 1988: lost to Sandy Lyle, Kmart Greater Greensboro Open; lost to Seve Ballesteros, Manufacturers Hanover Westchester Classic.
- GREENE, Bert--** (1-0) 1973: defeated Miller Barber, Liggett and Myers Open.
- GREINER, Otto--** (0-1) 1948: lost to Jimmy Demaret, St. Paul Open.
- GULDAHL, Ralph--** (2-2) 1936: lost to Macdonald Smith, Seattle Open. 1937: lost to Harry Cooper, St. Petersburg Open; defeated Horton Smith, Western Open. 1939: defeated Denny Shute, Gene Sarazen, Dapper Dan Open.
- HAAS, Fred Jr.--** (2-3) 1947: lost to Jim Ferrier, St. Paul Open. 1948: lost to Ed Oliver, Tacoma Open; defeated Ben Hogan, Johnny Palmer, Portland Open. 1949: defeated Bob Hamilton, Miami Open. 1955: lost to Shelly Mayfield, Thunderbird Invitational.
- HAAS, Jay--** (3-0) 1982: defeated John Adams, Hall of Fame Classic. 1987: defeated Buddy Gardner, Big "I" Houston Open. 1993: defeated Bob Lohr, H-E-B Texas Open.
- HAGEN, Walter--** (5-1) 1916: defeated James Barnes, Charles Hoffner, Metropolitan Open. 1919: defeated Mike Brady, U.S. Open. 1920: defeated James Barnes, Metropolitan Open. 1923: lost to Gene Sarazen, PGA Championship; defeated Bill Mehlhorn, Texas Open. 1931: defeated Percy Alliss, Canadian Open.
- HALLBERG, Gary--** (0-2) 1984: lost to Gary Koch, Isuzu-Andy Williams-San Diego Open. 1991: lost to Blaine McCallister, H-E-B Texas Open.

## INDIVIDUAL PLAYOFF RECORDS (continued)

**HALLDORSON, Dan--** (0-1) 1981: lost to Dave Barr, Quad Cities Open.

**HALLET, Jim--** (0-2) 1990: lost to Kenny Knox, Buick Southern Open. 1991: lost to Ian Woosnam, USF&G Classic.

**HAMILTON, Bob--** (0-1) 1949: lost to Fred Haas, Jr., Miami Open.

**HAMMOND, Donnie--** (1-0) 1986: defeated John Cook, Bob Hope Chrysler Classic.

**HAMPTON, Harry--** (0-1) 1923: lost to George McLean, Shawnee Open.

**HARBERT, Chick--** (2-1) 1942: defeated Ben Hogan, Texas Open; defeated Dutch Harrison, St. Paul Open. 1950: lost to Henry Ransom, World Championship of Golf.

**HARNEY, Paul--** (0-1) 1963: lost to Arnold Palmer, Thunderbird Classic.

**HARPER, Chandler--** (1-1) 1938: lost to Johnny Revolta, St. Petersburg Open. 1953: defeated Ted Kroll, El Paso Open.

**HARRIS, Labron Jr.--** (1-1) 1968: lost to Bob Murphy, Philadelphia Golf Classic. 1971: defeated Bert Yancey, Robinson Open.

**HARRISON, Dutch--** (1-8) 1939: lost to Dick Metz, Oakland Open. 1941: lost to Leonard Dodson, Oakland Open. 1942: lost to Chick Harbert, St. Paul Open. 1945: lost to Sam Byrd, Mobile Open. 1946: lost to Johnny Palmer, Nashville Invitational. 1948: lost to Ben Hogan, Motor City Open; lost to Lloyd Mangrum, World's Championship of Golf. 1951: defeated Doug Ford, Texas Open. 1952: lost to Tommy Bolt, Los Angeles Open.

**HART, Dick--** (1-0) 1965: defeated Phil Rogers, Azalea Open.

**HATALSKY, Morris--** (2-1) 1983: defeated George Cadle, Greater Milwaukee Open; lost to Danny Edwards, Miller High Life-Quad Cities Open. 1988: defeated Tom Kite, Kemper Open.

**HAWKINS, Fred--** (0-1) 1959: lost to Ben Hogan, Colonial National Invitation.

**HAYES, J.P.--** (1-0) 1998: defeated Jim Furyk, Buick Challenge.

**HAYES, Mark--** (0-2) 1979: lost to Lon Hinkle, Bing Crosby National Pro-Am. 1981: lost to Larry Nelson, Greater Greensboro Open.

**HEAFNER, Clayton--** (1-1) 1942: lost to Byron Nelson, Tam O' Shanter Open. 1947: defeated Lew Worsham, Jacksonville Open.

**HEARD, Jerry--** (0-1) 1974: lost to Bob Menne, Kemper Open.

**HEBERT, Jay--** (2-1) 1956: lost to Mike Fetchick, Western Open. 1961: defeated Ken Venturi, Houston Classic; defeated Gary Player, American Golf Classic.

**HEBERT, Lionel--** (1-1) 1956: lost to Mike Fetchick, St. Petersburg Open. 1962: defeated Gary Player, Gene Littler, Memphis Open.

**HEINEN, Mike--** (0-1) 1995: lost to Davis Love III, Freeport-McMoRan Classic.

**HENKE, Nolan--** (0-1) 1995: lost to Bob Tway, MCI Classic.

**HENNING, Harold--** (0-1) 1969: lost to Charles Sifford, Los Angeles Open.

**HENNINGER, Brian--** (1-0) 1994: defeated Mike Sullivan, Deposit Guaranty Classic.

**HILL, Dave--** (4-2) 1961: defeated Tommy Bolt, Bud Sullivan, Home of the Sun Open. 1963: defeated Mike Souchak, Hot Springs Open. 1969: defeated Gay Brewer, Tommy Jacobs, R.H. Sikes, IVB-Philadelphia Classic; lost to Bob Lunn, Greater Hartford Open. 1972: lost to George Archer, Glen Campbell Los Angeles Open. 1975: defeated Rik Massengale, Sahara Invitational.

**HINKLE, Lon--** (1-2) 1977: lost to Ed Sneed, Tallahassee Open. 1979: defeated Andy Bean, Mark Hayes, Bing Crosby National Pro-Am. 1986: lost to Ray Floyd, Walt Disney World/Oldsmobile Classic.

**HINSON, Larry--** (1-1) 1969: defeated Frank Beard, Greater New Orleans Open. 1975: lost to Don January, San Antonio Texas Open.

**HISKEY, Babe--** (1-0) 1965: defeated Dudley Wysong, Cajun Classic.

**HOCH, Scott--** (1-2) 1989: lost to Nick Faldo, Masters Tournament; defeated Robert Wrenn, Las Vegas Invitational. 1995: lost to Payne Stewart, Shell Houston Open.

**HOFFNER, Charles--** (0-1) 1916: lost to Walter Hagen, Metropolitan Open.

**HOGAN, Ben--** (8-12) 1940: lost to Byron Nelson, Texas Open. 1941: lost to Leonard Dodson, Oakland Open. 1942: defeated Jimmy Thomson, Los Angeles Open; lost to Chick Harbert, Texas Open; lost to Byron Nelson, Masters Tournament. 1944: lost to Harold McSpaden, Chicago Victory Open. 1945: defeated Harold McSpaden, Montgomery Invitational. 1946: defeated Herman Keiser, Phoenix Open; lost to Ray Mangrum, Pensacola Open. 1948: defeated Dutch Harrison, Motor City Open; defeated Ed Oliver, Western Open; lost to Fred Haas, Jr., Portland Open. 1949: defeated Jimmy Demaret, Long Beach Open; lost to Jimmy Demaret, Phoenix Open. 1950: lost to Sam Snead, Los Angeles Open; defeated Lloyd Mangrum, George Fazio, U.S. Open. 1954: lost to Sam Snead, Masters Tournament. 1955: lost to Jack Fleck, U.S. Open. 1959: defeated Fred Hawkins, Colonial National Invitation. 1960: lost to Tommy Bolt, Memphis Open.

**HOLSCHER, Bud--** (0-1) 1956: lost to Dick Mayer, Philadelphia Daily News Open.

**HULBERT, Mike--** (2-0) 1989: defeated Bob Estes, B.C. Open. 1991: defeated Kenny Knox, Anheuser-Busch Golf Classic.

**HUNTER, Willie--** (1-0) 1927: defeated Harold Sampson, California Open.

**HUSTON, John--** (0-1) 1993: lost to Jim McGovern, Shell Houston Open.

**INMAN, John--** (1-0) 1993: defeated Bob Estes, Mark Brooks, Brad Bryant, Billy Andrade, Buick Southern Open.

**IRWIN, Hale--** (4-5) 1970: lost to Billy Casper, Los Angeles Open. 1972: lost to Lou Graham, Liggett and Myers Open. 1976: defeated Kermit Zarley, Florida Citrus Open; lost to Roger Maltbie, Memorial Tournament. 1981: lost to John Cook, Bing Crosby National Pro-Am; defeated Bobby Clampett, Peter Jacobsen, Gil Morgan, Buick Open. 1984: defeated Jim Nelford, Bing Crosby National Pro-Am. 1990: defeated Mike Donald, U.S. Open. 1991: lost to Kenny Perry, Memorial Tournament.

## INDIVIDUAL PLAYOFF RECORDS (continued)

- JACKLIN, Tony--** (1-1) 1970: lost to Pete Brown, Andy Williams San Diego Open. 1972: defeated John Jacobs, Greater Jacksonville Open.
- JACOBS, John--** (0-1) 1972: lost to Tony Jacklin, Greater Jacksonville Open.
- JACOBS, Tommy--** (2-2) 1962: defeated Johnny Pott, San Diego Open. 1964: defeated Jimmy Demaret, Palm Springs Golf Classic. 1966: lost to Jack Nicklaus, Masters Tournament. 1969: lost to Dave Hill, IVB-Philadelphia Classic.
- JACOBSEN, Peter--** (1-3) 1981: lost to Hale Irwin, Buick Open. 1984: defeated Payne Stewart, Colonial National Invitation. 1985: lost to Curtis Strange, Honda Classic. 1989: lost to Mark McCumber, Beatrice Western Open.
- JAECKEL, Barry--** (1-2) 1978: defeated Bruce Lietzke, Tallahassee Open. 1981: lost to Ray Floyd, Tournament Players Championship. 1983: lost to Fred Couples, Kemper Open.
- JANUARY, Don--** (3-5) 1956: lost to Mike Fetchick, Western Open. 1961: lost to Jerry Barber, PGA Championship. 1964: lost to Chi Chi Rodriguez, Lucky International Open. 1967: defeated Don Massengale, PGA Championship. 1969: lost to Jack Nicklaus, Kaiser International. 1970: defeated Dale Douglass, Greater Jacksonville Open. 1971: lost to Hubert Green, Houston Champions International. 1975: defeated Larry Hinson, San Antonio Texas Open.
- JANZEN, Lee--** (1-0) 1995: defeated Corey Pavin, Kemper Open.
- JENKINS, Tom--** (0-1) 1981: lost to Bruce Lietzke, Wickes Andy Williams-San Diego Open.
- JOHNSON, Howie--** (1-1) 1958: defeated Arnold Palmer, Azalea Open. 1970: lost to Miller Barber, Greater New Orleans Open.
- JOHNSTON, Al--** (1-0) 1962: defeated Bill Collins, Hot Springs Open.
- JONES, Grier--** (2-0) 1972: defeated Bob Murphy, Hawaiian Open; defeated Dave Marad, Robinson's Fall Classic.
- JONES, Robert T. Jr.--** (2-2) 1923: defeated Bobby Cruickshank, U.S. Open. 1925: lost to Willie Macfarlane, U.S. Open. 1928: lost to Johnny Farrell, U.S. Open. 1929: defeated Al Espinosa, U.S. Open.
- JONES, Steve--** (2-1) 1988: defeated Bob Tway, AT&T Pebble Beach National Pro-Am. 1989: defeated Sandy Lyle, Paul Azinger, Bob Hope Chrysler Classic. 1990: lost to Payne Stewart, MCI Heritage Classic.
- JORDAN, Pete--** (0-1) 1996: lost to Fred Funk, B.C. Open.
- KARL, Richie--** (1-0) 1974: defeated Bruce Crampton, B.C. Open.
- KEISER, Herman--** (0-2) 1946: lost to Ben Hogan, Phoenix Open. 1947: lost to Dave Douglas, Orlando Open.
- KELLY, Jerry--** (0-1) 1996: lost to Loren Roberts, Greater Milwaukee Open.
- KENDALL, Skip--** (0-1) 1998: lost to Scott Simpson, Buick Invitational.
- KIRKWOOD, Joe Sr.--** (1-1) 1923: defeated Macdonald Smith, California Open. 1930: lost to Olin Dutra, Long Beach Open.
- KITE, Tom--** (6-4) 1976: defeated Terry Diehl, IVB-Bicentennial Golf Classic. 1982: lost to Ed Fiori, Bob Hope Desert Classic; defeated Jack Nicklaus, Denis Watson, Bay Hill Classic. 1986: defeated Fred Couples, David Frost, Nick Price, Western Open. 1988: lost to Morris Hatafsky, Kemper Open; lost to Curtis Strange, Nabisco Championships. 1989: defeated Davis Love III, Nestle Invitational; defeated Payne Stewart, Nabisco Championships. 1990: defeated John Cook, Federal Express St. Jude Classic. 1992: lost to John Cook, Bob Hope Chrysler Classic.
- KLEIN, Willie--** (0-1) 1925: lost to Willie Macfarlane, Shawnee Open.
- KNOX, Kenny--** (1-1) 1990: defeated Jim Hallet, Buick Southern Open. 1991: lost to Mike Hulbert, Anheuser-Busch Golf Classic.
- KNUDSON, George--** (3-0) 1963: defeated Mason Rudolph, Portland Open. 1964: defeated Al Balding, Fresno Open. 1970: defeated George Archer, Robinson Open.
- KOCH, Gary--** (2-0) 1984: defeated Gary Hallberg, Isuzu-Andy Williams-San Diego Open; defeated George Burns, Bay Hill Classic.
- KRATZERT, Bill--** (0-1) 1978: lost to Hubert Green, Hawaiian Open.
- KROLL, Ted--** (1-7) 1952: lost to Cary Middlecoff, Motor City Open. 1953: lost to Chandler Harper, El Paso Open; lost to Cary Middlecoff, Carling's Open. 1954: lost to Lloyd Mangrum, Western Open. 1955: defeated Doug Ford, Philadelphia Daily News Open. 1956: lost to Arnold Palmer, Insurance City Open. 1960: lost to Johnny Pott, Dallas Open. 1961: lost to Billy Maxwell, Insurance City Open.
- LACEY, Charles--** (0-1) 1936: lost to Ed Dudley, Philadelphia Open.
- LAFFOON, Ky--** (1-3) 1934: defeated Paul Runyan, Glens Falls Open; lost to Harry Cooper, Western Open; lost to Johnny Revolta, St. Paul Open. 1950: lost to Skip Alexander, Empire State Open.
- LANCASTER, Neal--** (1-0) 1994: defeated Tom Byrum, Mark Carnevale, David Edwards, Yoshinori Mizumaki, David Ogrin, GTE Byron Nelson Classic.
- LANGER, Bernhard--** (1-1) 1985: defeated Bobby Wadkins, Sea Pines Heritage Classic. 1986: lost to Bob Tway, Shearson Lehman Brothers-Andy Williams Open.
- LEHMAN, Tom--** (0-1) 1997: lost to Tiger Woods, Mercedes Championships.
- LEMA, Tony--** (3-1) 1962: defeated Bob Rosburg, Orange County Open. 1963: defeated Tommy Aaron, Memphis Open; lost to Arnold Palmer, Cleveland Open. 1964: defeated Arnold Palmer, Cleveland Open.
- LEONARD, Justin--** (0-1) 1996: lost to Phil Mickelson, Phoenix Open.



## INDIVIDUAL PLAYOFF RECORDS (continued)

- LEONARD, Stan--** (1-1) 1955: lost to Gene Littler, Labatt Open. 1960: defeated Art Wall, Western Open.
- LEVI, Wayne--** (2-1) 1980: defeated Gil Morgan, Pleasant Valley Jimmy Fund Classic. 1984: lost to Jack Renner, Hawaiian Open. 1985: defeated Steve Pate, Georgia Pacific Atlanta Classic.
- LIETZKE, Bruce--** (6-6) 1977: defeated Gene Littler, Joe Garagiola-Tucson Open; lost to Jack Nicklaus, MONY Tournament of Champions. 1978: lost to Barry Jaeckel, Tallahassee Open. 1981: defeated Ray Floyd, Tom Jenkins, Wickes Andy Williams-San Diego Open; defeated Tom Watson, Byron Nelson Classic. 1984: defeated Andy Bean, Honda Classic. 1988: defeated Clarence Rose, GTE Byron Nelson Classic. 1992: lost to Billy Ray Brown, GTE Byron Nelson Classic; defeated Corey Pavin, Southwestern Bell Colonial; lost to Greg Norman, Canadian Open. 1995: lost to Steve Elkington, Mercedes Championships. 1998: lost to Fred Couples, Bob Hope Chrysler Classic.
- LITTLE, Lawson--** (2-0) 1937: defeated Neil Christian, San Francisco Match Play. 1940: defeated Gene Sarazen, U.S. Open.
- LITTLER, Gene--** (3-8) 1955: defeated Stan Leonard, Labatt Open. 1956: lost to Peter Thomson, Texas International Open. 1957: lost to Doug Ford, Western Open. 1960: lost to Tommy Bolt, Memphis Open. 1962: lost to Lionel Hebert, Memphis Open. 1966: lost to Joe Campbell, Tucson Open. 1969: defeated Orville Moody, Julius Boros, Tom Weiskopf, Greater Greensboro Open. 1970: lost to Billy Casper, Masters Tournament. 1975: defeated Julius Boros, Westchester Classic. 1977: lost to Bruce Lietzke, Joe Garagiola-Tucson Open; lost to Lanny Wadkins, PGA Championship.
- LOCKE, Bobby--** (3-0) 1947: defeated Ed Oliver, All American Open. 1949: defeated Frank Stranahan, Cavalier Specialist Tournament. 1950: defeated Lloyd Mangrum, All American Tournament.
- LOHR, Bob--** (1-2) 1988: defeated Chip Beck, Walt Disney World/Oldsmobile Classic. 1993: lost to Jay Haas, H-E-B Texas Open. 1995: lost to Mark O'Meara, Bell Canadian Open.
- LOVE, Davis III--** (1-5) 1989: lost to Tom Kite, Nestle Invitational. 1991: lost to Tom Purtzer, NEC World Series of Golf. 1992: lost to Fred Couples, Nissan Los Angeles Open. 1995: defeated Mike Heinen, Freeport McMoran Classic. 1996: lost to Michael Bradley, Buick Challenge; lost to Tiger Woods, Las Vegas Invitational.
- LOWERY, Steve--** (1-0) 1994: defeated Rick Fehr, Sprint International.
- LUNN, Bob--** (2-0) 1969: defeated Dave Hill, Greater Hartford Open. 1971: defeated Billy Casper, Glen Campbell Los Angeles Open.
- LUTHER, Ted--** (1-0) 1935: defeated Felix Serafin, Hershey Open.
- LYLE, Sandy--** (3-1) 1987: defeated Jeff Sluman, Tournament Players Championship. 1988: defeated Fred Couples, Phoenix Open; defeated Ken Green, Kmart Greater Greensboro Open. 1989: lost to Steve Jones, Bob Hope Chrysler, Classic.
- MacDONALD, Robert--** (1-0) 1923: defeated James Barnes, Metropolitan Open.
- MACFARLANE, Willie--** (4-2) 1924: lost to Leo Diegel, Shawnee Open. 1925: defeated Robert T. Jones, Jr., U.S. Open; defeated Willie Klein, Shawnee Open. 1930: defeated Johnny Farrell, Metropolitan Open. 1933: lost to Denny Shute, Gasparilla Open. 1936: defeated Tommy Armour, Walter Olson Open.
- MAGEE, Andrew--** (1-0) 1991: defeated D.A. Weibring, Las Vegas Invitational.
- MAGGERT, Jeff--** (0-1) 1996: lost to Mark Brooks, Shell Houston Open.
- MAGINNES, John--** (0-1) 1996: lost to Michael Bradley, Buick Challenge.
- MAHAFFEY, John--** (3-2) 1975: lost to Lou Graham, U.S. Open. 1978: defeated Jerry Pate, Tom Watson, PGA Championship. 1984: defeated Jim Simons, Bob Hope Desert Classic. 1985: lost to Mark Wiebe, Anheuser-Busch Golf Classic; defeated Jodie Mudd, Texas Open.
- MALTBIE, Roger--** (2-1) 1976: defeated Hale Irwin, Memorial Tournament. 1985: defeated George Burns, Ray Floyd, Manufacturers Hanover Westchester Classic. 1986: lost to Mac O'Grady, Canon Sammy Davis, Jr.-Greater Hartford Open.
- MANERO, Tony--** (0-1) 1937: lost to Ray Mangrum, Miami Open.
- MANGRUM, Lloyd--** (5-3-1) 1946: defeated Vic Ghezzi, Byron Nelson, U.S. Open. 1948: defeated Jimmy Demaret, Lower Rio Grande Open; defeated Sam Snead, Dutch Harrison, World's Championship of Golf; defeated George Fazio, Utah Open. 1949: lost to Sam Snead, Greater Greensboro Open; tied Cary Middlecoff, Motor City Open. 1950: lost to Ben Hogan, U.S. Open; lost to Bobby Locke, All American Tournament. 1954: defeated Ted Kroll, Western Open.
- MANGRUM, Ray--** (3-1) 1936: lost to Henry Picard, North & South Open; defeated Leonard Dodson, Wildwood New Jersey Open. 1937: defeated Tony Manero, Miami Open. 1946: defeated Ben Hogan, Pensacola Open.
- MARAD, Dave--** (0-1) 1972: lost to Grier Jones, Robinson's Fall Classic.
- MARR, Dave--** (2-0) 1961: defeated Bob Rosburg, Jacky Cupit, Greater Seattle Open. 1962: defeated Jerry Steelsmith, Azalea Open.
- MARTIN, Doug--** (0-1) 1995: lost to Vijay Singh, Buick Classic.
- MASSENGALE, Don--** (0-1) 1967: lost to Don January, PGA Championship.
- MASSENGALE, Rik--** (0-1) 1975: lost to Dave Hill, Sahara Invitational.
- MATTIACE, Len--** (0-1) 1996: lost to Michael Bradley, Buick Challenge.
- MAXWELL, Billy--** (1-2) 1955: lost to Bo Wininger, Eaton Rouge Open. 1957: lost to Doug Ford, Western Open. 1961: defeated Ted Kroll, Insurance City Open.



## INDIVIDUAL PLAYOFF RECORDS (continued)

- MAYFAIR, Billy--** (2-4) 1990: lost to Jim Gallagher, Jr., Greater Milwaukee Open; lost to Jodie Mudd, Nabisco Championships. 1993: defeated Mark Calcavecchia, Ted Schulz, Greater Milwaukee Open. 1995: lost to Vijay Singh, Phoenix Open; lost to Greg Norman, NEC World Series of Golf. 1998: defeated Tiger Woods, Nissan Open.
- MAYER, Dick--** (2-1) 1952: lost to Jack Burke, Jr., Miami Open. 1956: defeated Bud Holscher, Philadelphia Daily News Open. 1957: defeated Cary Middlecoff, U.S. Open.
- MAYFIELD, Shelley--** (1-1) 1953: lost to Cary Middlecoff, Houston Open. 1955: defeated Mike Souchak and Fred Haas, Jr., Thunderbird Invitational.
- McCALLISTER, Blaine--** (1-1) 1986: lost to Gene Sauers, Bank of Boston Classic. 1991: defeated Gary Hallberg, H-E-B Texas Open.
- McCUMBER, Mark--** (2-0) 1989: defeated Peter Jacobsen, Beatrice Western Open. 1994: defeated Fuzzy Zoeller, THE TOUR Championship.
- McDERMOTT, John--** (1-1) 1910: lost to Alex Smith, U.S. Open. 1911: defeated Mike Brady, George Simpson, U.S. Open.
- McGEE, Jerry--** (0-1) 1976: lost to Ray Floyd, World Open.
- McGOVERN, Jim--** (1-0) 1993: defeated John Huston, Shell Houston Open.
- McGOWAN, Jack--** (0-1) 1969: lost to Deane Beman, Texas Open.
- McLEAN, George--** (1-0) 1923: defeated Harry Hampton, Shawnee Open.
- McLENDON, Mac--** (1-0) 1978: defeated Mike Reid, Pensacola Open.
- McLEOD, Fred--** (1-1) 1908: defeated Willie Smith, U.S. Open. 1927: lost to Leo Diegel, Middle Atlantic Open.
- McMULLIN, John--** (0-1) 1958: lost to Sam Snead, Dallas Open.
- McSPADEN, Harold--** (3-4) 1937: lost to Denny Shute, PGA Championship. 1940: lost to Sam Snead, Canadian Open. 1943: defeated Buck White, All American Open. 1944: defeated Byron Nelson, Phoenix Open; defeated Ben Hogan, Chicago Victory Open. 1945: lost to Byron Nelson, New Orleans Open; lost to Ben Hogan, Montgomery Invitational.
- MEDIATE, Rocco--** (2-0) 1991: defeated Curtis Strange, Doral-Ryder Open. 1993: defeated Steve Elkington, Kmart Greater Greensboro Open.
- MEHLHORN, Bill--** (4-3) 1923: lost to Walter Hagen, Texas Open. 1926: defeated Bobby Cruickshank, South Central Open; defeated Gene Sarazen, South Florida Open. 1928: defeated Fred Morrison, Hawaiian Open. 1929: defeated Bobby Cruickshank, Horton Smith, South Central Open; lost to Billy Burke, Glens Falls Open. 1936: lost to Wiffy Cox, Sacramento Open.
- MENNE, Bob--** (1-1) 1970: lost to Lee Trevino, National Airlines Open. 1974: defeated Jerry Heard, Kemper Open.
- METZ, Dick--** (2-2) 1936: lost to Harry Cooper, St. Paul Open. 1937: defeated Ed Dudley, Thomasville Open. 1939: defeated Dutch Harrison, Oakland Open. 1946: lost to George Fazio, Canadian Open.
- MICKELSON, Phil--** (2-0) 1994: defeated Fred Couples, Mercedes Championships. 1996: defeated Justin Leonard, Phoenix Open.
- MIDDLECOFF, Cary--** (7-6-1) 1947: defeated George Schoux, Charlotte Open. 1948: lost to Ed Oliver, Tacoma Open. 1949: tied Lloyd Mangrum, Motor City Open. 1950: defeated Ed Oliver, St. Louis Open. 1951: defeated Doug Ford, Dave Douglas, Kansas City Open. 1952: defeated Ted Kroll, Motor City Open; lost to Julius Boros, World Championship of Golf; defeated Jack Burke, Jr., Kansas City Open. 1953: defeated Shelley Mayfield, Jim Ferrier, Earl Stewart, Billy Nary, Houston Open; defeated Ted Kroll, Carling's Open; lost to Art Wall, Ft. Wayne Open. 1954: lost to Ed Furgol, Phoenix Open. 1956: lost to Peter Thomson, Texas International Open. 1957: lost to Dick Mayer, U.S. Open.
- MILLER, Johnny--** (1-5) 1972: lost to Jack Nicklaus, Bing Crosby National Pro-Am. 1974: defeated Frank Beard, Bob Murphy, Jack Nicklaus, World Open. 1979: lost to Tom Watson, Colgate Hall of Fame Classic. 1982: lost to Tom Watson, Glen Campbell Los Angeles Open. 1983: lost to Bob Gilder, Phoenix Open; lost to John Cook, Canadian Open.
- MILLER, Massie--** (0-1) 1929: lost to Joe Turnesa, Lannin Memorial Tournament.
- MITCHELL, Abe--** (1-0) 1922: defeated Leo Diegel, Southern Open.
- MITCHELL, Bobby--** (1-0) 1972: defeated Jack Nicklaus, Tournament of Champions.
- MIZE, Larry--** (1-3) 1986: lost to Greg Norman, Kemper Open. 1987: defeated Greg Norman, Seve Ballesteros, Masters Tournament. 1990: lost to Payne Stewart, MCI Heritage Classic. 1998: lost to Olin Browne, Canon Greater Hartford Open.
- MIZUMAKI, Yoshinori--** (0-1) 1994: lost to Neal Lancaster, GTE Byron Nelson Classic.
- MONTGOMERIE, Colin--** (0-2) 1994: lost to Ernie Els, U.S. Open. 1995: lost to Steve Elkington, PGA Championship.
- MONTGOMERY, Jack--** (0-1) 1967: lost to Marty Fleckman, Cajun Classic Open.
- MONTI, Eric--** (1-0) 1961: defeated George Bayer, Bobby Nichols, Ontario Open.
- MOODY, Orville--** (0-2) 1969: lost to Gene Littler, Greater Greensboro Open. 1973: lost to Jack Nicklaus, Bing Crosby National Pro-Am.
- MORGAN, Gil--** (3-4) 1978: defeated Hubert Green, World Series of Golf. 1979: defeated Larry Nelson, Danny Thomas-Memphis Classic. 1980: lost to Wayne Levi, Pleasant Valley Jimmy Fund Classic. 1981: lost to Hale Irwin, Buick Open. 1983: defeated Lanny Wadkins, Curtis Strange, Joe Garagiola-Tucson Open; lost to Fred Couples, Kemper Open. 1990: lost to Tony Sills, Independent Insurance Agent Open.

## INDIVIDUAL PLAYOFF RECORDS (continued)

- MORRISON, Fred--** (0-1) 1928: lost to Bill Mehlhorn, Hawaiian Open.
- MUDD, Jodie--** (2-2) 1985: lost to Phil Blackmar, Canon Sammy Davis, Jr.-Greater Hartford Open; lost to John Mahaffey, Texas Open. 1989: defeated Larry Nelson, GTE Byron Nelson Classic. 1990: defeated Billy Mayfair, Nabisco Championships.
- MURPHY, Bob--** (1-5) 1968: defeated Labron Harris, Jr., Philadelphia Golf Classic. 1970: lost to Lee Trevino, Tucson Open. 1972: lost to Grier Jones, Hawaiian Open. 1973: lost to Bobby Nichols, Westchester Classic. 1974: lost to Johnny Miller, World Open. 1981: lost to Dave Eichelberger, Tallahassee Open.
- MURRAY, Charles--** (0-1) 1920: lost to J. Douglas Edgar, Canadian Open.
- NAGLE, Kel--** (0-1) 1965: lost to Gary Player, U.S. Open.
- NARY, Bill--** (0-2) 1952: lost to Jack Burke, Jr., Baton Rouge Open. 1953: lost to Cary Middlecoff, Houston Open.
- NELFORD, Jim--** (0-1) 1984: lost to Hale Irwin, Bing Crosby National Pro-Am.
- NELSON, Byron--** (6-6) 1939: defeated Craig Wood, Denny Shute, U.S. Open; lost to Henry Picard, PGA Championship. 1940: defeated Ben Hogan, Texas Open. 1941: lost to Horton Smith, Florida West Coast Open; lost to Vic Ghezzi, PGA Championship. 1942: defeated Ben Hogan, Masters Tournament; defeated Clayton Heafner, Tam O' Shanter Open. 1944: lost to Harold McSpaden, Phoenix Open. 1945: defeated Sam Snead, Charlotte Open; defeated Harold McSpaden, New Orleans Open; lost to Sam Snead, Gulfport Open. 1946: lost to Lloyd Mangrum, U.S. Open.
- NELSON, Larry--** (3-2) 1979: lost to Gil Morgan, Danny Thomas-Memphis Classic; defeated Ben Crenshaw, Western Open. 1981: defeated Mark Hayes, Greater Greensboro Open. 1987: defeated Lanny Wadkins, PGA Championship. 1989: lost to Jodie Mudd, GTE Byron Nelson Classic.
- NEWTON, Jack--** (1-0) 1978: defeated Mike Sullivan, Buick-Goodwrench Open.
- NICHOLS, Bobby--** (2-2) 1961: lost to Eric Monti, Ontario Open. 1962: defeated Dan Sikes, Jack Nicklaus, Houston Classic. 1973: defeated Bob Murphy, Westchester Classic. 1975: lost to J.C. Snead, Andy Williams San Diego Open.
- NICKLAUS, Jack--** (13-10) 1962: lost to Bobby Nichols, Houston Classic; defeated Arnold Palmer, U.S. Open. 1963: defeated Gary Player, Palm Springs Golf Classic; lost to Arnold Palmer, Western Open. 1965: lost to Doug Sanders, Pensacola Open; defeated Johnny Pott, Memphis Open. 1966: defeated Tommy Jacobs, Gay Brewer, Masters Tournament. 1968: defeated Frank Beard, Lee Elder, American Golf Classic. 1969: defeated George Archer, Billy Casper, Don January, Kaiser International. 1970: defeated Arnold Palmer, Byron Nelson Classic. 1971: lost to Gardner Dickinson, Atlanta Golf Classic; lost to Lee Trevino, U.S. Open. 1972: defeated Johnny Miller, Bing Crosby National Pro-Am; lost to Bobby Mitchell, Tournament of Champions. 1973: defeated Ray Floyd, Orville Moody, Bing Crosby National Pro-Am; defeated Miller Barber, Greater New Orleans Open. 1974: lost to Johnny Miller, World Open. 1975: lost to Tom Weiskopf, Canadian Open; defeated Billy Casper, World Open. 1977: defeated Bruce Lietzke, MONY Tournament of Champions. 1980: lost to Ray Floyd, Doral-Eastern Open. 1982: lost to Tom Kite, Bay Hill Classic. 1984: defeated Andy Bean, Memorial Tournament.
- NICOLETTE, Mike--** (1-0) 1983: defeated Greg Norman, Bay Hill Classic.
- NOBILO, Frank--** (1-0) 1997: defeated Brad Faxon, Greater Greensboro Chrysler Classic.
- NORMAN, Greg--** (4-7) 1983: lost to Mike Nicolette, Bay Hill Classic. 1984: lost to Fuzzy Zoeller, U.S. Open; lost to Tom Watson, Western Open. 1986: defeated Larry Mize, Kemper Open. 1987: lost to Larry Mize, Masters Tournament. 1988: lost to Curtis Strange, Independent Insurance Agent Open; lost to Seve Ballesteros, Manufacturers Hanover Westchester Classic. 1990: defeated Paul Azinger, Mark Calcavecchia, Tim Simpson, Doral-Ryder Open. 1992: defeated Bruce Lietzke, Canadian Open. 1993: lost to Paul Azinger, PGA Championship. 1995: defeated Billy Mayfair, Nick Price, NEC World Series of Golf.
- O'GRADY, Mac--** (1-0) 1986: defeated Roger Maltbie, Canon Sammy Davis, Jr.-Greater Hartford Open.
- OGRIN, David--** (0-2) 1985: lost to Hal Sutton, St. Jude Memphis Classic. 1994: lost to Neal Lancaster, GTE Byron Nelson Classic.
- OLIVER, Ed--** (1-3) 1947: lost to Bobby Locke, All American Open. 1948: lost to Ben Hogan, Western Open; defeated Cary Middlecoff, Fred Haas, Jr., Charles Congdon, Vic Ghezzi, Tacoma Open. 1950: lost to Cary Middlecoff, St. Louis Open.
- O'MEARA, Mark--** (3-4) 1981: lost to Dave Eichelberger, Tallahassee Open. 1983: lost to Bob Gilder, Phoenix Open. 1991: lost to Corey Pavin, Bob Hope Chrysler Classic. 1992: lost to John Cook, Bob Hope Chrysler Classic; defeated Jeff Sluman, AT&T Pebble Beach National Pro-Am. 1995: defeated Bob Lohr, Bell Canadian Open. 1998: defeated Brian Watts, British Open.
- OOSTERHUIS, Peter--** (0-1) 1974: lost to Lee Elder, Monsanto Open.
- QUIMET, Francis--** (1-0) 1913: defeated Harry Vardon, Edward Ray, U.S. Open.

## INDIVIDUAL PLAYOFF RECORDS (continued)

- PALMER, Arnold--** (14-10) 1956: defeated Ted Kroll, Insurance City Open. 1957: defeated Doug Ford, Rubber City Open. 1958: lost to Howie Johnson, Azalea Open. 1959: defeated Gay Brewer, Pete Cooper, West Palm Beach Open. 1960: lost to Bill Collins, Houston Classic; defeated Bill Collins, Jack Fleck, Insurance City Open. 1961: defeated Al Balding, San Diego Open; defeated Doug Sanders, Phoenix Open; lost to Doug Ford, "500" Festival Open. 1962: defeated Gary Player, Dow Finsterwald, Masters Tournament; defeated Johnny Pott, Colonial National Invitation; lost to Jack Nicklaus, U.S. Open. 1963: defeated Paul Harney, Thunderbird Classic; lost to Julius Boros, U.S. Open; defeated Tommy Aaron, Tony Lema, Cleveland Open; defeated Julius Boros, Jack Nicklaus, Western Open. 1964: lost to Gary Player, Pensacola Open; lost to Tony Lema, Cleveland Open. 1966: lost to Doug Sanders, Bob Hope Desert Classic; defeated Gay Brewer, Tournament of Champions; lost to Billy Casper, U.S. Open. 1968: defeated Deane Beman, Bob Hope Desert Classic. 1970: lost to Jack Nicklaus, Byron Nelson Classic. 1971: defeated Ray Floyd, Bob Hope Desert Classic.
- PALMER, Johnny--** (2-1) 1946: defeated Dutch Harrison, Nashville Invitational. 1948: lost to Fred Haas, Jr., Portland Open. 1949: defeated Jimmy Demaret, World Championship of Golf.
- PATE, Jerry--** (1-2) 1977: defeated Dave Stockton, Phoenix Open. 1978: lost to John Mahaffey, PGA Championship. 1980: lost to Doug Tewell, Sea Pines Heritage Classic.
- PATE, Steve--** (0-2) 1985: lost to Wayne Levi, Georgia Pacific Atlanta Classic. 1991: lost to Corey Pavin, BellSouth Atlanta Classic.
- PAVIN, Corey--** (5-3) 1986: defeated Dave Barr, Greater Milwaukee Open. 1987: defeated Craig Stadler, Hawaiian Open. 1991: defeated Mark O'Meara, Bob Hope Chrysler Classic; defeated Steve Pate, BellSouth Atlanta Classic; lost to Billy Ray Brown, Canon Greater Hartford Open. 1992: defeated Fred Couples, Honda Classic; lost to Bruce Lietzke, Southwestern Bell Colonial. 1995: lost to Lee Janzen, Kemper Open.
- PEETE, Calvin--** (0-1) 1986: lost to Curtis Strange, Houston Open.
- PENNA, Toney--** (0-1) 1940: lost to Jimmy Demaret, Western Open.
- PERRY, Kenny--** (1-1) 1991: defeated Hale Irwin, Memorial Tournament. 1996: lost to Mark Brooks, PGA Championship.
- PICARD, Henry--** (3-1) 1936: defeated Ray Mangrum, North & South Open. 1939: lost to Sam Snead, St. Petersburg Open; defeated Paul Runyan, Vic Ghezzi, Metropolitan Open; defeated Byron Nelson, PGA Championship.
- PLAYER, Gary--** (3-10) 1958: lost to Sam Snead, Dallas Open. 1959: lost to Don Whitt, Memphis Open. 1961: lost to Jay Hebert, American Golf Classic. 1962: lost to Arnold Palmer, Masters Tournament; lost to Lionel Hebert, Memphis Open. 1963: lost to Jack Nicklaus, Palm Springs Golf Classic. 1964: defeated Arnold Palmer, Miller Barber, Pensacola Open. 1965: defeated Kel Nagle, U.S. Open. 1967: lost to Miller Barber, Oklahoma City Open. 1968: lost to Steve Reid, Azalea Open. 1971: defeated Hal Underwood, Greater Jacksonville Open; lost to Tom Weiskopf, Kemper Open. 1975: lost to Al Geiberger, MONY Tournament of Champions.
- POHL, Dan--** (1-2) 1982: lost to Craig Stadler, Masters Tournament. 1985: lost to Phil Blackmar, Canon Sammy Davis, Jr.-Greater Hartford Open. 1986: defeated Payne Stewart, Colonial National Invitation.
- POTT, Johnny--** (2-5) 1960: defeated Bo Wininger, Ted Kroll, Dallas Open. 1961: lost to Jack Burke, Jr., Buick Open. 1962: lost to Tommy Jacobs, San Diego Open; lost to Arnold Palmer, Colonial National Invitation. 1965: lost to Jack Nicklaus, Memphis Open; lost to Billy Casper, Insurance City Open. 1968: defeated Billy Casper, Bruce Devlin, Bing Crosby National Pro-Am.
- PRICE, Nick--** (3-2) 1986: lost to Tom Kite, Western Open. 1992: defeated Steve Elkington, H-E-B Texas Open. 1994: defeated Scott Simpson, Southwestern Bell Colonial. 1995: lost to Greg Norman, NEC World Series of Golf. 1998: defeated Jeff Sluman, FedEx St. Jude Classic.
- PRIDE, Dicky--** (1-0) 1994: defeated Gene Sauers, Hal Sutton, Federal Express St. Jude Classic.
- PURTZER, Tom--** (2-0) 1988: defeated Mark Brooks, Gatlin Brothers Southwest Classic. 1991: defeated Davis Love III, Jim Gallagher, NEC World Series of Golf.
- RAGAN, Dave Jr.--** (1-0) 1962: defeated Doug Sanders, West Palm Beach Open.
- RANSOM, Henry--** (2-0) 1950: defeated Chick Harbert, World Championship of Golf. 1955: defeated Jack Burke, Jr., Doug Ford, Jackson Bradley, Rubber City Open.
- RAY, Edward--** (0-1) 1913: lost to Francis Ouimet, U.S. Open.
- REGALADO, Victor--** (0-1) 1981: lost to Dave Barr, Quad Cities Open.
- REID, Mike--** (1-3) 1978: lost to Mac McLendon, Pensacola Open. 1985: lost to Hal Sutton, Southwest Golf Classic. 1988: defeated Tom Watson, NEC World Series of Golf. 1997: lost to Paul Stankowski, United Airlines Hawaiian Open.
- REID, Steve--** (1-0) 1968: defeated Gary Player, Azalea Open.
- RENNER, Jack--** (1-0) 1984: defeated Wayne Levi, Hawaiian Open.
- REVOLTA, Johnny--** (2-2) 1934: defeated Ky Laffoon and Harry Cooper, St. Paul Open. 1935: lost to Vic Ghezzi, Los Angeles Open; lost to Bobby Cruickshank, Orlando Open. 1938: defeated Chandler Harper, St. Petersburg Open.
- ROBERTS, Loren--** (1-1) 1994: lost to Ernie Els, U.S. Open. 1996: defeated Jerry Kelly, Greater Milwaukee Open.
- ROCCA, Costantino--** (0-1) 1995: lost to John Daly, British Open.

## INDIVIDUAL PLAYOFF RECORDS (continued)

- RODGERS, Phil--** (0-1) 1965: lost to Dick Hart, Azalea Open.
- RODRIGUEZ, Chi Chi--** (3-1) 1964: defeated Don January, Lucky International Open. 1966: lost to Jacky Cupit, Cajun Classic Open. 1968: defeated Dale Douglass, Sahara Invitational. 1972: defeated Billy Casper, Byron Nelson Classic.
- ROGERS, Bill--** (1-2) 1978: lost to Andy Bean, Western Open. 1979: lost to Tom Watson, Byron Nelson Classic. 1981: defeated Ben Crenshaw, Texas Open.
- ROSBURG, Bob--** (1-5) 1956: defeated Ed Furgol, Motor City Open. 1957: lost to Al Besselink, Caracas Open. 1958: lost to Art Wall, Eastern Open. 1961: lost to Dave Marr, Greater Seattle Open; lost to Jack Fleck, Bakersfield Open. 1962: lost to Tony Lema, Orange County Open.
- ROSE, Clarence--** (1-1) 1988: lost to Bruce Lietzke, GTE Byron Nelson Classic. 1996: defeated Brad Faxon, Sprint International.
- RUDDOLPH, Mason--** (0-1) 1963: lost to George Knudson, Portland Open.
- RUNYAN, Paul--** (1-2) 1934: lost to Ky Laffoon, Glens Falls Open; defeated Craig Wood, PGA Championship. 1939: lost to Henry Picard, Metropolitan Open.
- SAMPSON, Harold--** (0-1) 1927: lost to Willie Hunter, California Open.
- SANDERS, Doug--** (5-4) 1956: defeated Dow Finsterwald, Canadian Open. 1961: lost to Arnold Palmer, Phoenix Open. 1962: lost to Dave Ragan, Jr., West Palm Beach Open. 1964: lost to Julius Boros, Greater Greensboro Open. 1965: defeated Jack Nicklaus, Pensacola Open; lost to Gay Brewer, Greater Seattle Open. 1966: defeated Arnold Palmer, Bob Hope Desert Classic; defeated Tom Weiskopf, Greater Greensboro Open. 1970: defeated Chris Blocker, Bahama Islands Open.
- SARAZEN, Gene--** (3-7) 1923: defeated Walter Hagen, PGA Championship. 1926: lost to Macdonald Smith, Metropolitan Open; lost to Bill Mehlhorn, South Florida Open. 1927: lost to Joe Turnesa, Ridgewood CC Open. 1928: defeated Johnny Farrell, Nassau Bahamas Open. 1930: lost to Leo Diegel, Oregon Open. 1935: defeated Craig Wood, Augusta National Invitational. 1938: lost to Sam Snead, Goodall Round Robin. 1939: lost to Ralph Guldahl, Dapper Dan Open. 1940: lost to Lawson Little, U.S. Open.
- SAUERS, Gene--** (1-3) 1986: defeated Blaine McCallister, Bank of Boston Classic. 1991: lost to Mark Brooks, Kmart Greater Greensboro Open. 1992: lost to John Cook, Bob Hope Chrysler Classic. 1994: lost to Dicky Pride, Federal Express St. Jude Classic.
- SCHLEE, John--** (0-1) 1973: lost to Ed Sneed, Kaiser International
- SCHOUX, George--** (0-1) 1947: lost to Cary Middlecoff, Charlotte Open.
- SCHROEDER, John--** (0-1) 1979: lost to Bob Byman, Bay Hill Citrus Classic.
- SCHULZ, Ted--** (0-1) 1993: lost to Billy Mayfair, Greater Milwaukee Open.
- SERAFIN, Felix--** (0-1) 1935: lost to Ted Luther, Hershey Open.
- SHEARER, Bob--** (0-1) 1982: lost to Ed Sneed, Michelob-Houston Open.
- SHEPPARD, Charles--** (0-1) 1938: lost to Al Zimmerman, Utah Open.
- SHUTE, Denny--** (4-3) 1929: lost to Horton Smith, Fort Myers Open. 1933: defeated Willie Macfarlane, Gasparilla Open. 1934: defeated Horton Smith, Gasparilla Open. 1937: defeated Jug McSpaden, PGA Championship. 1939: lost to Byron Nelson, U.S. Open; lost to Ralph Guldahl, Dapper Dan Open; defeated Horton Smith, Glens Falls Open.
- SIECKMANN, Tom--** (1-0) 1988: defeated Mark Wiebe, Anheuser-Busch Golf Classic.
- SIFFORD, Charles--** (1-0) 1969: defeated Harold Henning, Los Angeles Open.
- SIKES, Dan--** (0-2) 1962: lost to Bobby Nichols, Houston Classic. 1973: lost to Lanny Wadkins, Byron Nelson Golf Classic.
- SIKES, R.H.--** (0-1) 1969: lost to Dave Hill, IVB-Philadelphia Classic.
- SILLS, Tony--** (1-0) 1990: defeated Gil Morgan, Independent Insurance Agent Open.
- SIMONS, Jim--** (0-3) 1979: lost to John Fought, Buick Goodwrench Open. 1980: lost to Howard Twitty, Sammy Davis, Jr.-Greater Hartford Open. 1984: lost to John Mahaffey, Bob Hope Desert Classic.
- SIMPSON, George--** (0-1) 1911: lost to John McDermott, U.S. Open.
- SIMPSON, Scott--** (2-3) 1983: lost to Fred Couples, Kemper Open. 1989: defeated Bob Tway, BellSouth Atlanta Golf Classic. 1991: lost to Payne Stewart, U.S. Open. 1994: lost to Nick Price, Southwestern Bell Colonial. 1998: defeated Skip Kendall, Buick Invitational.
- SIMPSON, Tim--** (0-2) 1989: lost to Mike Donald, Anheuser-Busch Golf Classic. 1990: lost to Greg Norman, Doral-Ryder Open.
- SINDELAR, Joey--** (1-1) 1988: lost to Mark Brooks, Canon Sammy Davis, Jr.-Greater Hartford Open. 1990: defeated Willie Wood, Hardee's Golf Classic.
- SINGH, Vijay--** (3-1) 1993: defeated Mark Wiebe, Buick Classic. 1995: defeated Billy Mayfair, Phoenix Open; defeated Doug Martin, Buick Classic. 1998: lost to Hal Sutton, THE TOUR Championship.
- SLUMAN, Jeff--** (0-4) 1987: lost to Sandy Lyle, Tournament Players Championship. 1991: lost to Billy Andrade, Kemper Open. 1992: lost to Mark O'Meara, AT&T Pebble Beach National Pro-Am. 1998: lost to Nick Price, FedEx St. Jude Classic.
- SMITH, Alex--** (1-1) 1901: lost to Willie Anderson, U.S. Open. 1910: defeated John McDermott, Macdonald Smith, U.S. Open.



## INDIVIDUAL PLAYOFF RECORDS (continued)

- SMITH, Horton--** (3-6) 1929: lost to Bill Mehlhorn, South Central Open; defeated Denny Shute, Fort Myers Open. 1934: lost to Denny Shute, Gasparilla Open. 1937: lost to Harry Cooper, St. Petersburg Open; lost to Ralph Guldahl, Western Open; lost to Leonard Dodson, Hollywood Open. 1939: lost to Denny Shute, Glens Falls Open. 1941: defeated Byron Nelson, Florida West Coast Open.
- SMITH, Macdonald--** (3-2) 1910: lost to Alex Smith, U.S. Open. 1923: lost to Joe Kirkwood, Sr., California Open. 1924: defeated Abe Espinosa, Northern California Open. 1926: defeated Gene Sarazen, Metropolitan Open. 1936: defeated Ralph Guldahl, Seattle Open.
- SMITH, Willie--** (0-1) 1908: lost to Fred McLeod, U.S. Open.
- SNEAD, J.C.--** (3-1) 1971: lost to George Archer, Greater Hartford Open. 1975: defeated Raymond Floyd, Bobby Nichols, Andy Williams San Diego Open. 1981: defeated Mike Sullivan, Southern Open. 1987: defeated Seve Ballesteros, Manufacturers Hanover Westchester Classic.
- SNEAD, Sam--** (10-8) 1938: defeated Harry Cooper, Canadian Open; defeated Gene Sarazen, Goodall Round Robin. 1939: defeated Henry Picard, St. Petersburg Open. 1940: defeated Harold McSpaden, Canadian Open. 1945: lost to Byron Nelson, Charlotte Open; defeated Byron Nelson, Gulfport Open. 1947: lost to Lew Worsham, U.S. Open. 1948: lost to Lloyd Mangrum, World's Championship of Golf. 1949: defeated Lloyd Mangrum, Greater Greensboro Open. 1950: defeated Ben Hogan, Los Angeles Open; lost to Jim Ferrier, St. Paul Open. 1952: lost to Doug Ford, Jacksonville Open. 1953: lost to Earl Stewart, Greensboro Open. 1954: defeated Ben Hogan, Masters Tournament. 1955: defeated Tommy Bolt, Miami Open. 1956: defeated Fred Wampler, Greater Greensboro Open. 1958: defeated Gary Player, Julius Boros, John McMullin, Dallas Open; lost to George Bayer, Havana International.
- SNEED, Ed--** (3-1) 1973: defeated John Schlee, Kaiser International. 1977: defeated Lon Hinkle, Tallahassee Open. 1979: lost to Fuzzy Zoeller, Masters Tournament. 1982: defeated Bob Shearer, Michelob-Houston Open.
- SOUCHAK, Mike--** (0-3) 1955: lost to Shelley Mayfield, Thunderbird Invitational. 1957: lost to Jimmy Demaret, Thunderbird Invitational. 1963: lost to Dave Hill, Hot Springs Open.
- STADLER, Craig--** (3-2) 1982: defeated Dan Pohl, Masters Tournament; defeated Raymond Floyd, World Series of Golf. 1985: lost to Lanny Wadkins, Bob Hope Desert Classic. 1987: lost to Corey Pavin, Hawaiian Open. 1991: defeated Russ Cochran, THE TOUR Championship.
- STANKOWSKI, Paul--** (2-0) 1996: defeated Brandel Chamblee, BellSouth Classic. 1997: defeated Jim Furyk, Mike Reid, United Airlines Hawaiian Open.
- STEELSMITH, Jerry--** (0-2) 1962: lost to Dave Marr, Azalea Open. 1964: lost to Billy Casper, Almaden Open.
- STEWART, Earl Jr.--** (1-2) 1953: lost to Cary Middlecoff, Houston Open; defeated Sam Snead, Doug Ford, Art Wall, Greensboro Open. 1954: lost to Tommy Bolt, Insurance City Open.
- STEWART, Payne--** (3-5) 1984: lost to Peter Jacobsen, Colonial National Invitation. 1985: lost to Bob Eastwood, Byron Nelson Classic. 1986: lost to Dan Pohl, Colonial National Invitation. 1988: lost to Phil Blackmar, Provident Classic. 1989: lost to Tom Kite, Nabisco Championships. 1990: defeated Steve Jones, Larry Mize, MCI Heritage Classic. 1991: defeated Scott Simpson, U.S. Open. 1995: defeated Scott Hoch, Shell Houston Open.
- STILL, Ken--** (1-0) 1970: defeated Lee Trevino, Bert Yancey, Kaiser International.
- STOCKTON, Dave--** (0-1) 1977: lost to Jerry Pate, Phoenix Open.
- STONEHOUSE, Ralph--** (1-0) 1934: defeated Willie Dow, Miami Open.
- STRANAHAN, Frank--** (0-1) 1949: lost to Bobby Locke, Cavalier Specialist Tournament.
- STRANGE, Curtis--** (6-3) 1980: defeated Lee Trevino, Michelob Houston Open. 1981: lost to Raymond Floyd, Tournament Players Championship. 1983: lost to Gil Morgan, Joe Garagiola-Tucson Open. 1985: defeated Peter Jacobsen, Honda Classic. 1986: defeated Calvin Peete, Houston Open. 1988: defeated Greg Norman, Independent Insurance Agent Open; defeated Nick Faldo, U.S. Open; defeated Tom Kite, Nabisco Championships. 1991: lost to Rocco Mediate, Doral-Ryder Open.
- STRECK, Ron--** (0-1) 1985: lost to Woody Blackburn, Isuzu-Andy Williams-San Diego Open.
- SULLIVAN, Bud--** (0-1) 1961: lost to Dave Hill, Home of the Sun Open.
- SULLIVAN, Mike--** (0-4) 1978: lost to Jack Newton, Buick-Goodwrench Open. 1981: lost to J.C. Snead, Southern Open. 1986: lost to Ray Floyd, Walt Disney World/Oldsmobile Classic. 1994: lost to Brian Henninger, Deposit Guaranty Golf Classic.
- SUTHERLAND, Kevin--** (0-1) 1997: lost to Phil Blackmar, Shell Houston Open.
- SUTTON, Hal--** (4-2) 1982: defeated Bill Britton, Walt Disney World Golf Classic. 1985: defeated David Ogrin, St. Jude Memphis Classic; defeated Mike Reid, Southwest Golf Classic. 1989: lost to Mike Donald, Anheuser-Busch Golf Classic. 1994: lost to Dicky Pride, Federal Express St. Jude Classic. 1998: defeated Vijay Singh, THE TOUR Championship.
- TEWELL, Doug--** (1-0) 1980: defeated Jerry Pate, Sea Pines Heritage Classic.
- THOMPSON, Barney--** (0-1) 1981: lost to John Cook, Bing Crosby National Pro-Am.
- THOMSON, Jimmy--** (0-1) 1942: lost to Ben Hogan, Los Angeles Open.
- THOMSON, Peter--** (0-1) 1956: defeated Gene Littler, Cary Middlecoff, Texas International Open.
- THORPE, Jim--** (0-1) 1985: lost to Scott Verplank, Western Open.
- TORRANCE, Sam--** (0-1) 1983: lost to Ronnie Black, Southern Open.



## INDIVIDUAL PLAYOFF RECORDS (continued)

- TREVINO, Lee--** (5-5) 1970: defeated Bob Murphy, Tucson Open; defeated Bob Menne, National Airlines Open; lost to Ken Still, Kaiser International. 1971: defeated Jack Nicklaus, U.S. Open; lost to Tom Weiskopf, Kemper Open; defeated Art Wall, Canadian Open. 1972: defeated Lee Elder, Greater Hartford Open. 1978: lost to Andy Bean, Danny Thomas-Memphis Classic; lost to Lee Elder, Greater Milwaukee Open. 1980: lost to Curtis Strange, Michelob Houston Open.
- TROMBLEY, Bill--** (0-1) 1956: lost to Art Wall, Ft. Wayne Open.
- TWAY, Bob--** (3-3) 1986: defeated Bernhard Langer, Shearson Lehman Brothers-Andy Williams Open. 1988: lost to Steve Jones, AT&T Pebble Beach National Pro-Am; lost to David Frost, Southern Open. 1989: lost to Scott Simpson, BellSouth Atlanta Golf Classic. 1990: defeated John Cook, Las Vegas Invitational. 1995: defeated Nolan Henke, David Frost, MCI Classic.
- TWITTY, Howard--** (1-0) 1980: defeated Jim Simons, Sammy Davis, Jr.-Greater Hartford Open.
- TURNESA, Jim--** (0-1) 1952: lost to Jimmy Clark, Ft. Wayne Open.
- TURNESA, Joe--** (2-1) 1927: defeated Gene Sarazen, Ridgewood CC Open. 1929: defeated Massie Miller, Lannin Memorial Tournament. 1931: lost to Wiffy Cox, North & South Open.
- ULOZAS, Tom--** (0-1) 1972: lost to Bert Yancey, American Golf Classic.
- UNDERWOOD, Hal--** (0-1) 1971: lost to Gary Player, Greater Jacksonville Open.
- VALENTINE, Tommy--** (0-1) 1981: lost to Tom Watson, Atlanta Classic.
- VARDON, Harry--** (0-1) 1913: lost to Francis Quimet, U.S. Open.
- VENTURI, Ken--** (0-3) 1957: lost to Jimmy Demaret, Thunderbird Invitational. 1958: lost to Billy Casper, Greater New Orleans Open. 1961: lost to Jay Hebert, Houston Classic.
- VERPLANK, Scott--** (1-1) 1985: defeated Jim Thorpe, Western Open. 1998: lost to Trevor Dodds, Greater Greensboro Chrysler Classic.
- VON ELM, George--** (0-2) 1931: lost to John Golden, Agua Caliente Open. 1931: lost to Billy Burke, U.S. Open.
- WADKINS, Bobby--** (0-2) 1979: lost to Lou Graham, IVB-Philadelphia Classic. 1985: lost to Bernhard Langer, Sea Pines Heritage Classic.
- WADKINS, Lanny--** (3-3) 1972: lost to Homero Blancas, Phoenix Open. 1973: defeated Dan Sikes, Byron Nelson Golf Classic. 1977: defeated Gene Littler, PGA Championship. 1983: lost to Gil Morgan, Joe Garagiola-Tucson Open. 1985: defeated Craig Stadler, Bob Hope Desert Classic. 1987: lost to Larry Nelson, PGA Championship.
- WAITE, Grant--** (0-1) 1997: lost to David Duval, Michelob Championship at Kingsmill.
- WALDORF, Duffy--** (0-1) 1997: lost to David Duval, Michelob Championship at Kingsmill.
- WALL, Art Jr.--** (5-5) 1953: lost to Earl Stewart, Greensboro Open; defeated Cary Middlecoff, Ft. Wayne Open. 1956: defeated Bill Trombley, Gardner Dickinson, Jr., Ft. Wayne Open. 1958: defeated Dow Finsterwald, Rubber City Open; defeated Jack Burke, Jr., Bob Rosburg, Eastern Open. 1959: defeated Dow Finsterwald, Buick Open. 1960: lost to Stan Leonard, Western Open. 1962: lost to Bob Goalby, Insurance City Open. 1967: lost to Billy Casper, Canadian Open. 1971: lost to Lee Trevino, Canadian Open.
- WAMPLER, Fred--** (0-1) 1956: lost to Sam Snead, Greater Greensboro Open.
- WATSON, Denis--** (0-1) 1982: lost to Tom Kite, Bay Hill Classic.
- WATSON, Tom--** (8-4) 1978: defeated Ben Crenshaw, Bing Crosby National Pro-Am; lost to John Mahaffey, PGA Championship. 1979: lost to Fuzzy Zoeller, Masters Tournament; defeated Bill Rogers, Byron Nelson Classic; defeated Johnny Miller, Colgate Hall of Fame Classic. 1980: defeated D.A. Weibring, Andy Williams-San Diego Open. 1981: lost to Bruce Lietzke, Byron Nelson Classic; defeated Tommy Valentine, Atlanta Classic. 1982: defeated Johnny Miller, Glen Campbell Los Angeles Open; defeated Frank Conner, Sea Pines Heritage Classic. 1984: defeated Greg Norman, Western Open. 1988: lost to Mike Reid, NEC World Series of Golf.
- WATTS, Brian--** (0-1) 1998: lost to Mark O'Meara, British Open.
- WEAVER, DeWitt--** (1-0) 1972: defeated Chuck Courtney, Southern Open.
- WEIBRING, D.A.--** (0-2) 1980: lost to Tom Watson, Andy Williams-San Diego Open. 1991: lost to Andrew Magee, Las Vegas Invitational.
- WEISKOPF, Tom--** (2-3) 1966: lost to Doug Sanders, Greater Greensboro Open. 1969: lost to Gene Littler, Greater Greensboro Open. 1971: defeated Dale Douglass, Gary Player, Lee Trevino, Kemper Open. 1975: defeated Jack Nicklaus, Canadian Open. 1979: lost to Ed Fiori, Southern Open.
- WHITE, Buck--** (0-1) 1943: lost to Harold McSpaden, All American Open.
- WHITT, Don--** (1-1) 1957: lost to Dow Finsterwald, Tucson Open. 1959: defeated Gary Player, Al Balding, Memphis Open.
- WIEBE, Mark--** (1-2) 1985: defeated John Mahaffey, Anheuser-Busch Golf Classic. 1988: lost to Tom Sieckmann, Anheuser-Busch Golf Classic. 1993: lost to Vijay Singh, Buick Classic.
- WIECHERS, Jim--** (0-1) 1969: lost to Bob Goalby, Robinson Open.
- WININGER, Bo--** (1-1) 1955: defeated Jimmy Clark, Billy Maxwell, Baton Rouge Open. 1960: lost to Johnny Pott, Dallas Open.

## INDIVIDUAL PLAYOFF RECORDS (continued)

**WOOD, Craig--** (0-4) 1932: lost to John Golden, North & South Open. 1934: lost to Paul Runyan, PGA Championship. 1935: lost to Gene Sarazen, Augusta National Invitational. 1939: lost to Byron Nelson, U.S. Open.

**WOOD, Willie--** (0-1) 1990: lost to Joey Sindelar, Hardee's Golf Classic.

**WOODS, Tiger--** (2-1) 1996: defeated Davis Love III, Las Vegas Invitational. 1997: defeated Tom Lehman, Mercedes Championships. 1998: lost to Billy Mayfair, Nissan Open.

**WOOSNAM, Ian--** (1-0) 1991: defeated Jim Hallet, USF&G Classic.

**WORSHAM, Lew--** (1-2) 1946: lost to Herman Barron, Philadelphia Inquirer Open. 1947: lost to Clayton Heafner, Jacksonville Open. 1947: defeated Sam Snead, U.S. Open.

**WRENN, Robert--** (0-1) 1989: lost to Scott Hoch, Las Vegas Invitational.

**WYSONG, Dudley--** (1-1) 1965: lost to Babe Hiskey, Cajun Classic. 1967: defeated Billy Casper, Hawaiian Open.

**YANCEY, Bert--** (2-2) 1969: defeated Bruce Devlin, Atlanta Classic. 1970: lost to Ken Still, Kaiser International. 1971: lost to Labron Harris, Jr., Robinson Open. 1972: defeated Tom Ulozas, American Golf Classic.

**ZARLEY, Kermit--** (0-1) 1976: lost to Hale Irwin, Florida Citrus Open.

**ZIEGLER, Larry--** (1-1) 1969: defeated Homero Blancas, Michigan Golf Classic. 1972: lost to Lou Graham, Liggett and Myers Open.

**ZIMMERMAN, Al--** (1-0) 1938: defeated Tee Branca, Charles Sheppard, Utah Open.

**ZOELLER, Fuzzy--** (2-2) 1979: defeated Ed Sneed, Tom Watson, Masters Tournament. 1983: lost to Jim Colbert, Colonial National Invitation. 1984: defeated Greg Norman, U.S. Open. 1994: lost to Mark McCumber, THE TOUR Championship.

## PGA TOUR FACTS AND FIGURES (1970-98)

### LOW 9:

1998 --	28 (8-under)	David Duval, <u>Tucson Chrysler Classic</u>
	28 (8-under)	Loren Roberts, <u>Greater Milwaukee Open</u>
	28 (7-under)	Vijay Singh, <u>Canon Greater Hartford Open</u>
1997 --	28 (8-under)	David Duval, <u>AT&amp;T Pebble Beach National Pro-Am</u>
1996 --	28 (8-under)	Jeff Julian, <u>Buick Invitational</u> ; Nolan Henke, <u>Walt Disney World/Oldsmobile Golf Classic</u>
	28 (6-under)	Gil Morgan, <u>GTE Byron Nelson Classic</u>
1995 --	28 (7-under)	Brad Faxon, <u>PGA Championship</u>
	29 (7-under)	Jim Gallagher, Jr., Mark Brooks, Kenny Perry, <u>Bob Hope Chrysler Classic</u> ; Jay Delsing, <u>FedEx St. Jude Classic</u> ; Dave Stockton, Jr., Brad Bryant, <u>Walt Disney World/Oldsmobile Golf Classic</u>
	29 (6-under)	Mike Brisky, Fuzzy Zoeller, <u>Canon Greater Hartford Open</u>
	30 (7-under)	Hal Sutton, <u>B.C. Open</u>
1994 --	29 (7-under)	Davis Love III, <u>Hawaiian</u> ; Lannie Clements, <u>Bob Hope</u> ; Ronnie Black, <u>Buick Invitational</u> ; Larry Nelson, <u>Doral-Ryder</u> ; Dennis Paulson, <u>Freeport-McMoRan</u> ; Brian Henninger, <u>New England</u>
	29 (6-under)	Steve Lamontagne, <u>Honda</u> ; Guy Boros, <u>Southwestern Bell Colonial</u>
	29 (5-under)	Glen Day, <u>B.C. Open</u>
1993 --	28 (7-under)	Keith Clearwater, Wayne Levi, <u>Southwestern Bell Colonial</u>
	29 (7-under)	Fuzzy Zoeller, Tom Kite, <u>Bob Hope</u> ; Greg Norman, <u>Buick Open</u> ; Dan Halldorson, <u>Milwaukee</u>
1992 --	29 (7-under)	Gil Morgan, Neal Lancaster, <u>Bob Hope</u> ; Greg Norman, <u>Buick Open</u> ; Mark Calcavecchia, <u>Masters</u> ; Jim McGovern, <u>Federal Express</u> ; John Cook, <u>Las Vegas</u>
	29 (6-under)	Dillard Pruitt, <u>Phoenix</u> ; Robin Freeman, <u>Byron Nelson</u> ; David Frost, <u>Hardee's</u> ; Donnie Hammond, David Edwards, <u>Texas</u>
1991 --	28 (7-under)	Andrew Magee, <u>Los Angeles</u>
	28 (6-under)	Emlyn Aubrey, <u>Chattanooga</u>
1990 --	28 (7-under)	Kenny Knox, <u>Chattanooga</u>
	29 (7-under)	Tom Kite, <u>Bob Hope</u>
	29 (6-under)	David Frost, <u>Tucson</u> ; Mike Hulbert, <u>Colonial</u> ; Kirk Triplett, <u>Buick Classic</u> ; Howard Twitty, David Peoples, <u>Southern</u> ; Steve Jones, Billy Ray Brown, John Dowdall, <u>Texas</u>
	29 (5-under)	Chris Perry, Brad Fabel, <u>Canon GHO</u>
1989 --	28 (8-under)	Steve Pate, <u>Bob Hope</u> ; Webb Heintzelman, <u>Las Vegas</u>
1988 --	28 (7-under)	Mike Sullivan, <u>Texas</u>
	29 (7-under)	Sandy Lyle, <u>Pebble Beach</u> ; Dave Eichelberger, <u>Hawaiian</u> ; Gil Morgan, <u>Andy Williams</u> ; Ken Green, <u>Milwaukee</u> ; Mike Donald, <u>Walt Disney</u> ; Mark Wiebe, Ken Green, <u>Tucson</u>
1987 --	29 (7-under)	Dewey Arnette, Trevor Dodds, <u>Buick</u>
	30 (7-under)	Joey Sindelar, <u>B.C. Open</u>
	29 (6-under)	Payne Stewart, <u>Phoenix</u> ; David Frost, <u>Andy Williams</u> ; Wayne Levi, <u>Hartford</u> ; Curtis Strange, <u>Anheuser-Busch</u> ; Dave Rummells, Dave Stockton, <u>Hardee's</u> ; Robert Thompson, <u>Provident</u>
1986 --	29 (7-under)	Hubert Green, <u>Doral</u> ; Mike Sullivan, <u>Houston</u> ; Charles Bolling, <u>Las Vegas</u>
	29 (6-under)	Willie Wood, <u>Westchester</u> ; Mike Smith, <u>Hardee's</u> ; Mike Donald, <u>Southern</u>
1985 --	29 (7-under)	Jim Thorpe, <u>Milwaukee</u>
	29 (6-under)	John Mahaffey, <u>Bob Hope</u> ; Larry Mize, <u>Los Angeles</u> ; Tom Watson, <u>Colonial</u> ; Roger Maltbie, <u>Westchester</u> ; Brad Fabel, <u>Quad Cities</u> ; Mike Gove, <u>Texas</u> ; Ken Brown, <u>Pensacola</u>
1984 --	29 (6-under)	George Burns, <u>Colonial</u> ; Mike McCullough, <u>Canadian</u> ; Mark O'Meara, <u>Hartford</u>
	30 (6-under)	Gibby Gilbert, <u>Bob Hope</u> ; Willie Wood, <u>Phoenix</u> ; Greg Norman, <u>Bay Hill</u> ; David Graham, <u>T of C</u> ; Payne Stewart, <u>Memorial</u> ; Tom Kite, <u>Westchester</u> ; Tommy Valentine, Mike Donald, <u>Atlanta</u> ; Gary Player, <u>PGA</u> ; Rod Nuckolls, Steve Brady, Denis Watson, <u>Buick</u> ; Lon Hinkle, Scott Simpson, <u>Las Vegas</u> ; George Archer, <u>Bank of Boston</u> ; Mark Lye, Larry Rinker, <u>Walt Disney</u>
1983 --	28 (7-under)	Jeff Sluman, <u>Quad Cities</u>
	28 (6-under)	Mark O'Meara, <u>B.C. Open</u>
	29 (7-under)	Hubert Green, <u>Bob Hope</u> ; Craig Stadler, <u>Buick</u>
	29 (6-under)	Jon Chaffee, Rick Pearson, <u>Quad Cities</u> ; Gibby Gilbert, <u>PGA</u> ; Lanny Wadkins, <u>Anheuser-Busch</u> ; George Cadle, Jim Colbert, <u>Texas</u> ; Gary Hallberg, <u>Pensacola</u>
1982 --	29 (7-under)	George Burns, <u>Hartford</u>
	29 (6-under)	Scott Hoch, <u>Houston</u> ; Gary Koch, Bob Eastwood, Allen Miller, <u>Quad Cities</u> ; Fred Couples, <u>PGA</u> ; Isao Aoki, <u>Hartford</u>
1981 --	29 (6-under)	Mike Holland, <u>Anheuser-Busch</u> ; Fuzzy Zoeller, <u>Hartford</u> ; Bob Gilder, <u>Southern</u>
1980 --	29 (7-under)	Bob Murphy, <u>Tallahassee</u> ; Curtis Strange, <u>Houston</u> ; John Fought, <u>Buick</u>
	29 (6-under)	Gary Koch, <u>Byron Nelson</u>
1979 --	29 (7-under)	Kermit Zarley, <u>Doral-Eastern</u> ; Andy Bean, <u>Atlanta</u>
	29 (6-under)	Pat McGowan, <u>Phoenix</u> ; Brad Bryant, <u>Quad Cities</u> ; Allen Miller, <u>Hartford</u>
1978 --	29 (7-under)	Gary Koch, <u>Houston</u>
	29 (6-under)	Rod Funseth, <u>Hartford</u> ; Ron Streck, <u>Texas</u>
	29 (5-under)	Rod Curl, <u>B.C. Open</u>
1977 --	29 (7-under)	Graham Marsh, <u>T of C</u> ; Bobby Wadkins, <u>Memorial</u> ; Al Geiberger, <u>Memphis</u> ; Lanny Wadkins, <u>Milwaukee</u> ; Rik Massengale, <u>Pleasant Valley</u> ; Florentino Molina, <u>Hartford</u> ; Leonard Thompson, <u>Hall of Fame</u>
	29 (6-under)	Fred Marti, <u>Pleasant Valley</u> ; Rod Curl, <u>IVB</u> ; Bruce Lietzke, <u>Hartford</u> ; Tom Weiskopf, <u>World Series</u>

## PGA TOUR FACTS AND FIGURES (1970-98) ...continued

### LOW 9 (cont'd.):

1976 --	28 (8-under)	Jim Colbert, <u>Bob Hope</u> ; Fuzzy Zoeller, <u>Quad Cities</u>
1975 --	27 (7-under)	Andy North, <u>B.C. Open</u>
	28 (7-under)	Bruce Crampton, <u>Sahara</u>
	29 (7-under)	Hale Irwin, <u>Phoenix</u> ; Tom Weiskopf, <u>Westchester</u>
	29 (6-under)	Jim Simons, <u>Hartford</u>
1974 --	29 (7-under)	Tom Kite, <u>Doral-Eastern</u> ; Dan Sikes, <u>New Orleans</u> ; Tom Watson, <u>Hartford</u>
	29 (6-under)	Raymond Floyd, <u>American Classic</u>
1973 --	28 (7-under)	Bert Yancey, <u>American Classic</u>
1972 --	29 (7-under)	Babe Hickey, <u>Inverrary</u> ; Bert Yancey, <u>Walt Disney</u>
	29 (7-under)	Dwight Nevil, <u>Southern</u> ; Cesar Sanudo, <u>Sahara</u>
1971 --	28 (7-under)	Jim Jamieson, <u>Robinson</u>
1970 --	29 (6-under)	Dave Hill, <u>Cleveland</u> ; George Knudson, <u>Robinson</u> ; Wilf Homenuik, <u>Azalea</u>
	29 (5-under)	Lou Graham, <u>Memphis</u>

### LOW 18:

1998 --	62 (10-under)	Bruce Lietzke, <u>Bob Hope Chrysler Classic</u> ; Davis Love III, <u>Buick Invitational</u> ; David Duval, <u>Tucson Chrysler Classic</u>
	62 (9-under)	Loren Roberts, Nolan Henke, <u>Greater Milwaukee Open</u>
	62 (8-under)	Scott Gump, Vijay Singh, <u>Canon Greater Hartford Open</u> ; John Cook, <u>NEC World Series of Golf</u>
1997 --	60 (12-under)	Steve Lowery, <u>Buick Challenge</u>
1996 --	60 (11-under)	Grant Waite, <u>Phoenix Open</u>
	61 (11-under)	John Huston, <u>Memorial Tournament</u> ; Keith Clearwater, <u>Deposit Guaranty Golf Classic</u>
1995 --	61 (10-under)	Hal Sutton, <u>B.C. Open</u>
	61 (9-under)	Ernie Els, <u>GTE Byron Nelson Classic</u>
	62 (10-under)	Jim Furyk, <u>Buick Open</u> ; Carl Paulson, <u>Walt Disney World/Oldsmobile Golf Classic</u>
	62 (9-under)	Kenny Perry, <u>Nissan Open</u>
1994 --	60 (12-under)	Davis Love III, <u>Hawaiian</u>
1993 --	61 (10-under)	Jay Delsing, <u>Federal Express</u>
	61 (9-under)	Billy Mayfair, <u>Byron Nelson</u> ; Keith Clearwater, Lee Janzen, <u>Colonial</u>
1992 --	62 (10-under)	David Love III, <u>Kmart GGO</u> ; Fred Funk, <u>Houston</u> ; John Cook, <u>Las Vegas</u> ; Lee Janzen, John Huston, <u>Walt Disney</u>
	62 (8-under)	David Frost, <u>Hardee's</u> ; Nick Price, <u>Texas</u>
1991 --	59 (13-under)	Chip Beck, <u>Las Vegas</u>
1990 --	60 (12-under)	David Frost, <u>Tucson</u>
1989 --	61 (11-under)	Jim Carter, <u>Centel</u> ; Bob Tway, <u>Walt Disney</u>
1988 --	61 (11-under)	Ken Green, <u>Milwaukee</u> ; Mark Wiebe, <u>Tucson</u>
	61 (9-under)	Dave Barr, <u>Southern</u>
1987 --	61 (11-under)	David Edwards, <u>Bob Hope</u>
	61 (9-under)	Mike Smith, <u>Hardee's</u>
1986 --	61 (10-under)	Don Pooley, <u>Phoenix</u>
	61 (9-under)	Rod Curl, <u>Southern</u>
	62 (10-under)	George Burns, <u>Las Vegas</u> ; Greg Norman, <u>Canadian</u>
1985 --	62 (10-under)	Jim Thorpe, <u>Milwaukee</u>
	62 (9-under)	Larry Mize, <u>Los Angeles</u> ; Jay Delsing, <u>B.C. Open</u>
	62 (8-under)	Bill Glasson, <u>Las Vegas</u> ; Ron Streck, <u>Quad Cities</u>
1984 --	61 (11-under)	Mark Lye, <u>Walt Disney</u>
1983 --	61 (10-under)	George Archer, <u>Los Angeles</u>
	62 (10-under)	John Fought, <u>Bob Hope</u> ; Tom Kite, <u>Bing Crosby</u>
	62 (9-under)	Andy Bean, <u>Canadian</u> ; Curtis Strange, <u>Hartford</u>
	62 (8-under)	Jon Chaffee, <u>Quad Cities</u> ; Craig Stadler, Jim Colbert, <u>Texas</u>
1982 --	61 (10-under)	Dana Quigley, <u>Hartford</u>
	61 (9-under)	Hale Irwin, <u>Southern</u>
	62 (10-under)	Larry Rinker, <u>Tallahassee</u>
1981 --	62 (10-under)	Nick Faldo, Hale Irwin, <u>Hawaiian</u>
	62 (9-under)	Andy Bean, <u>Bay Hill</u> ; Ron Streck, <u>Houston</u> ; Leonard Thompson, <u>Canadian</u> ; Mark O'Meara, <u>Hartford</u>
1980 --	62 (9-under)	Jim Simons, <u>Hartford</u>
	62 (8-under)	George Burns, <u>Texas</u>
	63 (9-under)	Andy Bean, <u>Hawaiian</u> ; Bob Shearer, <u>Atlanta</u> ; Bob Mann, <u>Pensacola</u>
1979 --	61 (11-under)	Jerry McGee, <u>Kemper</u> ; Andy Bean, <u>Atlanta</u>
	61 (10-under)	Ben Crenshaw, <u>Phoenix</u>
1978 --	62 (10-under)	Dave Eichelberger, <u>Atlanta</u>
	62 (9-under)	Joe Inman, <u>Hartford</u>
	62 (8-under)	Hubert Green, Ron Streck, <u>San Antonio</u>
1977 --	59 (13-under)	Al Geiberger, <u>Memphis</u>
1976 --	62 (10-under)	Gary Player, <u>Florida Citrus</u>
1975 --	61 (11-under)	Johnny Miller, <u>Tucson</u>
	61 (10-under)	Johnny Miller, <u>Phoenix</u>
1974 --	61 (11-under)	Bert Yancey, <u>Bob Hope</u>
1973 --	62 (9-under)	Jack Nicklaus, <u>Ohio Kings Island</u> ; Gibby Gilbert, Tom Watson, <u>World Open</u>
	62 (8-under)	J.C. Snead, <u>Phoenix</u>
	63 (9-under)	Dave Stockton, <u>Milwaukee</u> ; Hubert Green, <u>Disney</u>
	63 (8-under)	Johnny Miller, <u>U.S. Open</u> ; Hubert Green (twice), <u>Hartford</u> ; John Schroeder, <u>Quad Cities</u>
	63 (7-under)	Dick Rhyan, <u>Southern</u>

## PGA TOUR FACTS AND FIGURES (1970-98) ...continued

### LOW 18 (cont'd.):

1972 --	61 (10-under)	Homero Blancas, <u>Phoenix</u>
1971 --	62 (9-under)	Billy Casper, <u>Phoenix</u> ; Charles Coody, <u>Cleveland</u>
	62 (8-under)	Larry Ziegler, Dave Eichelberger, <u>Memphis</u> ; Bobby Mitchell, <u>Southern</u>
1970 --	61 (10-under)	Johnny Miller, <u>Phoenix</u>

### LOW FIRST 18:

1998 --	62 (10-under)	Davis Love III, <u>Buick Invitational</u>
	62 (9-under)	Loren Roberts, <u>Greater Milwaukee Open</u>
1997 --	62 (10-under)	Steve Jones, <u>Phoenix Open</u> ; Brian Claar, Mike Reid, <u>United Airlines Hawaiian Open</u> ; Sonny Skinner, <u>Buick Open</u>
1996 --	62 (10-under)	Tim Herron, <u>Honda Classic</u>
	62 (9-under)	Nolan Henke, <u>Greater Milwaukee Open</u> ; Mike Open
1995 --	62 (10-under)	Carl Paulson, <u>Walt Disney World/Oldsmobile Golf Classic</u>
	62 (9-under)	Glen Day, Mike Standly, <u>FedEx St. Jude Classic</u>
1994 --	61 (10-under)	Bob Lohr, <u>Anheuser-Busch</u>
1993 --	62 (9-under)	Mike Sith, <u>Texas</u>
	63 (9-under)	Howard Twitty, <u>Hawaiian</u> ; Billy Andrade, <u>Northern Telecom</u>
	63 (8-under)	Jim Gallagher, Jr., <u>TOUR Championship</u>
	63 (7-under)	Jeff Woodland, <u>Hardee's</u>
1992 --	62 (10-under)	Lee Janzen, <u>Walt Disney</u>
	62 (8-under)	David Frost, <u>Hardee's</u>
1991 --	61 (11-under)	Robert Gamez, <u>Milwaukee</u>
	61 (9-under)	Marco Dawson, <u>Chattanooga</u>
1990 --	61 (9-under)	Jose Maria Olazabal, <u>World Series</u>
	62 (10-under)	Pat McGowan, <u>Tucson</u>
	62 (9-under)	Larry Silveira, <u>Federal Express</u>
	62 (8-under)	Howard Twitty, <u>Southern</u>
1989 --	61 (11-under)	Bob Tway, <u>Walt Disney</u>
1988 --	62 (10-under)	Bob Lohr, <u>Walt Disney</u>
1987 --	61 (11-under)	David Edwards, <u>Bob Hope</u>
1986 --	62 (8-under)	Ernie Gonzalez, <u>Deposit Guaranty</u>
	63 (9-under)	George Burns, <u>Hawaiian</u>
	63 (8-under)	Hubert Green, <u>Phoenix</u>
	63 (7-under)	Bob Lohr, <u>Hardee's</u>
1985 --	62 (8-under)	Bill Glasson, <u>Las Vegas</u>
	63 (9-under)	Fred Couples, <u>Honda</u> ; John Mahaffey, <u>USF&amp;G</u>
	63 (8-under)	Lanny Wadkins, <u>Los Angeles</u> ; Mac O'Grady, <u>Byron Nelson</u> ; John Cook, <u>Pensacola</u>
1984 --	62 (9-under)	Lon Hinkle, <u>Las Vegas</u>
1983 --	62 (8-under)	Craig Stadler, <u>Texas</u>
	63 (9-under)	Craig Stadler, <u>Bob Hope</u> ; Fuzzy Zoeller, <u>Las Vegas</u>
	63 (8-under)	Mark O'Meara, <u>B.C. Open</u> ; Mark Lye, <u>Pensacola</u>
	63 (7-under)	Tom Byrum, <u>Quad Cities</u>
1982 --	62 (10-under)	Larry Rinker, <u>Tallahassee</u>
1981 --	63 (8-under)	Lon Nielsen, <u>Hartford</u>
	63 (7-under)	Dan Halldorson, <u>Tucson</u> ; Craig Stadler, <u>Texas</u>
	64 (8-under)	Skip Dunaway, <u>USF&amp;G</u>
	64 (7-under)	Tom Watson, <u>Bay Hill</u> ; Calvin Peete, <u>B.C. Open</u>
1980 --	62 (9-under)	Jim Simons, <u>Hartford</u>
	63 (9-under)	Bob Shearer, <u>Atlanta</u>
	63 (7-under)	Bruce Lietzke, <u>Colonial</u> ; Jack Nicklaus, Tom Weiskopf, <u>U.S. Open</u> ; Scott Hoch, <u>Quad Cities</u>
1979 --	61 (11-under)	Jerry McGee, <u>Greensboro</u>
1978 --	62 (10-under)	Dave Eichelberger, <u>Atlanta</u>
	62 (8-under)	Hubert Green, <u>Texas</u>
1977 --	63 (8-under)	J.C. Snead, <u>Hall of Fame</u>
	63 (7-under)	Charles Coody, <u>Texas</u>
	64 (8-under)	Rik Massengale, <u>Bob Hope</u> ; George Burns, <u>Buick</u>
	64 (7-under)	Fred Marti, <u>Pleasant Valley</u> ; Lee Elder, <u>Hartford</u>
	64 (6-under)	Jerry Pate, <u>Southern</u>
1976 --	63 (9-under)	Johnny Miller, <u>Kaiser International</u>
	63 (8-under)	Fuzzy Zoeller, <u>Quad Cities</u> ; David Graham, Carlton White, <u>Westchester</u> ; Buddy Allin, <u>B.C. Open</u>
	64 (8-under)	Rod Curl, <u>Hawaiian</u> ; Ken Still, <u>Milwaukee</u>
1975 --	63 (8-under)	Andy North, <u>B.C. Open</u> ; Miller Barber, <u>Sahara</u>
	64 (8-under)	Johnny Miller, <u>Bob Hope</u> ; Bob Stanton, <u>Inverrary</u>
	64 (7-under)	Tom Weiskopf, <u>Greensboro</u> ; Andy North, <u>Pensacola</u> ; Dennis Meyer, <u>Hartford</u>
1974 --	62 (10-under)	Johnny Miller, <u>Tucson</u>
1973 --	62 (9-under)	Gibby Gilbert, <u>World Open</u>
	62 (8-under)	J.C. Snead, <u>Phoenix</u>
	63 (8-under)	Hubert Green, <u>Hartford</u>
	64 (8-under)	Jack Nicklaus, <u>Bob Hope</u> ; Gibby Gilbert, Chi Chi Rodriguez, <u>Florida Citrus</u> ; Lee Trevino, <u>Doral-Eastern</u> ; Tom Weiskopf, <u>Westchester</u>



## PGA TOUR FACTS AND FIGURES (1970-98) ...continued

### LOW FIRST 18 (cont'd.):

1972 --	63 (8-under)	Bert Yancey, <u>Hartford</u>
	64 (8-under)	DeWitt Weaver, <u>Westchester</u>
	64 (7-under)	Dave Hill, <u>Monsanto</u>
	64 (6-under)	Deane Beman, <u>St. Louis</u>
1971 --	63 (9-under)	Joel Goldstrand, <u>Hartford</u>
1970 --	63 (7-under)	Dave Hill, <u>Memphis</u>
	64 (8-under)	Arnold Palmer, <u>Florida Citrus</u> ; Bob Menne, <u>National Airlines</u>
	64 (7-under)	Bert Greene, <u>Phoenix</u> ; Arnold Palmer, Tommy Aaron, <u>Greensboro</u> ; Tommy Aaron, <u>Sahara</u>

### LOW FIRST 36:

1998 --	128 (16-under)	John Huston (63-65), <u>United Airlines Hawaiian Open</u> ; David Duval (66-62), <u>Tucson Chrysler Classic</u>
1997 --	126 (16-under)	Steve Jones (62-64), <u>Phoenix Open</u>
1996 --	126 (16-under)	John Cook (64-62), <u>FedEx St. Jude Classic</u>
	126 (17-under)	Rick Fehr (64-62), <u>Las Vegas Invitational</u> (Las Vegas Hilton CC- TPC at Summerlin)
1995 --	127 (15-under)	Jim Gallagher, Jr., <u>FedEx St. Jude Classic</u>
1994 --	127 (15-under)	Bob Estes, <u>Texas</u>
	128 (16-under)	Davis Love III, <u>Hawaiian</u> ; Scott Hoch, <u>Bob Hope</u>
1993 --	129 (15-under)	Blaine McCallister, <u>Houston</u>
	129 (11-under)	Dan Forsman, <u>Byron Nelson</u> ; Fulton Allem, <u>Colonial</u>
1992 --	128 (14-under)	Roger Maltbie, <u>Texas</u>
	130 (10-under)	David Frost, <u>Hardee's</u>
	130 (12-under)	Davis Love III, <u>Los Angeles</u> ; Dan Forsman, <u>Federal Express</u>
	131 (13-under)	Tom Watson, Brad Faxon, Mike Springer, <u>Buick Invitational</u>
1991 --	127 (17-under)	Robert Gamez, <u>Milwaukee</u>
	127 (13-under)	Lennie Clements, <u>Chattanooga</u>
1990 --	128 (16-under)	Tim Simpson, <u>Walt Disney</u>
	128 (12-under)	Jose Maria Olazabal, <u>World Series</u> ; Peter Persons, <u>Chattanooga</u> ; Steve Jones, <u>Texas</u>
1989 --	126 (14-under)	Paul Azinger, <u>Texas</u>
	128 (16-under)	Dan Pohl, <u>Honda</u>
1988 --	127 (13-under)	Corey Pavin, <u>Texas</u>
	129 (15-under)	Jeff Sluman, <u>Greensboro</u> ; Larry Nelson, <u>Atlanta</u> ; Bob Lohr, <u>Disney</u>
1987 --	128 (16-under)	Robert Wrenn, <u>Buick</u>
	128 (14-under)	Joey Sindelar, <u>B.C. Open</u>
1986 --	128 (12-under)	Hal Sutton, <u>Phoenix</u> ; Ernie Gonzalez, <u>Pensacola</u>
1985 --	128 (12-under)	Tim Simpson, <u>Southern</u>
1984 --	130 (14-under)	Chip Beck, <u>Walt Disney</u>
	130 (11-under)	Lon Hinkle, <u>Las Vegas</u>
	130 (10-under)	Jim Colbert, <u>Texas</u>
1983 --	128 (12-under)	Jim Colbert, <u>Texas</u>
	129 (15-under)	Craig Stadler, <u>Bob Hope</u>
1982 --	127 (15-under)	Tim Norris, <u>Hartford</u>
	127 (13-under)	Bob Gilder, <u>Westchester</u>
1981 --	129 (13-under)	Lon Nielsen, <u>Hartford</u>
1980 --	129 (13-under)	Curtis Strange, <u>Houston</u>
	129 (11-under)	Scott Hoch, <u>Quad Cities</u>
	131 (13-under)	Tom Watson, <u>T of C</u>
	131 (9-under)	Mike Sullivan, <u>Southern</u>
1979 --	128 (14-under)	Ben Crenshaw, <u>Phoenix</u>
1978 --	128 (14-under)	Phil Hancock, <u>Hartford</u>
	128 (12-under)	Ben Crenshaw, <u>Texas</u>
1977 --	127 (15-under)	Hale Irwin, <u>Hall of Fame</u>
1976 --	130 (12-under)	Roger Maltbie, <u>Phoenix</u> ; Buddy Allin, <u>B.C. Open</u> ; Rik Massengale, <u>Hartford</u>
	131 (13-under)	Raymond Floyd, <u>Masters</u>
	132 (12-under)	Fuzzy Zoeller, <u>Milwaukee</u>
1975 --	128 (14-under)	Johnny Miller, <u>Phoenix</u>
	129 (15-under)	Tom Weiskopf, <u>Westchester</u>
	129 (13-under)	Jack Nicklaus, <u>Heritage</u>
1974 --	130 (12-under)	Dave Stockton, <u>Hartford</u>
	132 (12-under)	Jack Nicklaus, <u>Hawaiian</u> ; Hubert Green, <u>Memphis</u>
1973 --	129 (11-under)	J.C. Sneed, <u>Phoenix</u>
	131 (13-under)	Buddy Allin, <u>Florida Citrus</u>
	131 (11-under)	Jim Wiechers, <u>Hartford</u>
	133 (11-under)	John Schlee, <u>Kaiser International</u>
1972 --	131 (13-under)	Dwight Nevil, <u>Westchester</u>
	131 (9-under)	Deane Beman, <u>St. Louis</u>
1971 --	129 (13-under)	Miller Barber, Paul Harney, Gene Littler, <u>Phoenix</u>
1970 --	130 (12-under)	Bobby Mitchell, <u>Azalea</u>

## PGA TOUR FACTS AND FIGURES (1970-98) ...continued

### LOW FIRST 54 HOLES:

1998 --	194 (22-under)	John Huston (63-65-66), <u>United Airlines Hawaiian Open</u>
1997 --	191 (22-under)	Steve Jones (62-64-65), <u>Phoenix Open</u>
1996 --	189 (24-under)	John Cook (64-62-63), <u>FedEx St. Jude Classic</u>
1995 --	195 (18-under)	Jim Gallagher, Jr., <u>FedEx St. Jude Classic</u>
	195 (18-under)	Fred Funk, <u>Ideon Classic</u>
	195 (15-under)	Ernie Els, <u>GTE Byron Nelson Classic</u>
	196 (20-under)	Harry Taylor, <u>Bob Hope Chrysler Classic</u>
1994 --	195 (18-under)	Bob Estes, <u>Texas</u>
	197 (19-under)	Lennie Clements, <u>Bob Hope</u> ; Greg Norman, <u>PLAYERS</u>
1993 --	195 (21-under)	Greg Norman, <u>Doral-Ryder</u>
	195 (15-under)	David Frost, <u>Hardee's</u>
1992 --	194 (16-under)	David Frost, <u>Hardee's</u>
	196 (20-under)	Ted Schulz, Mark O'Meara, <u>Walt Disney</u>
	197 (16-under)	Nick Price, <u>Texas</u>
1989 --	194 (16-under)	John Daly, <u>Chattanooga</u> ; Donnie Hammond, <u>Texas</u>
1991 --	195 (18-under)	Hal Sutton, <u>Kemper</u>
	195 (15-under)	Lance Ten Broeck, <u>Chattanooga</u>
	196 (20-under)	Chip Beck, Bruce Lietzke, <u>Las Vegas</u>
1990 --	193 (23-under)	Tim Simpson, <u>Walt Disney</u>
	193 (17-under)	Peter Persons, <u>Chattanooga</u>
	197 (19-under)	Gene Sauers, <u>Hawaiian</u>
1988 --	193 (17-under)	Blaine McCallister, <u>Hardee's</u> ; Corey Pavin, <u>Texas</u>
1987 --	195 (21-under)	Robert Wrenn, <u>Buick</u>
1986 --	196 (17-under)	Hal Sutton, <u>Phoenix</u>
	196 (14-under)	Ben Crenshaw, <u>Vantage</u>
	199 (17-under)	Calvin Peete, <u>T of C</u>
1985 --	197 (13-under)	Jodie Mudd, <u>Texas</u> ; Tim Simpson, <u>Southern</u>
	198 (18-under)	Craig Stadler, <u>Bob Hope</u> ; Mark O'Meara, <u>Hawaiian</u> ; Woody Blackburn, <u>San Diego</u>
1984 --	196 (20-under)	Larry Nelson, <u>Walt Disney</u>
1983 --	194 (16-under)	Jim Colbert, <u>Texas</u>
	198 (15-under)	Jack Renner, <u>Hartford</u>
	199 (17-under)	Craig Stadler, <u>Bob Hope</u>
1982 --	192 (18-under)	Bob Gilder, <u>Westchester</u>
	193 (20-under)	Tim Norris, <u>Hartford</u>
1981 --	196 (20-under)	Bruce Lietzke, <u>Bob Hope</u> ; Hale Irwin, <u>Hawaiian</u>
1980 --	195 (18-under)	Curtis Strange, <u>Houston</u>
	200 (19-under)	Jim Colbert, <u>Tucson</u>
1979 --	197 (16-under)	Wayne Levi, <u>Houston</u>
	197 (13-under)	Doug Tewell, <u>Texas</u>
	198 (18-under)	Hubert Green, <u>Hawaiian</u> ; Andy Bean, <u>Atlanta</u>
1978 --	198 (18-under)	Andy Bean, <u>Houston</u>
	198 (12-under)	Ben Crenshaw, <u>Texas</u>
1977 --	196 (17-under)	Bill Kratzert, <u>Hartford</u> ; Hale Irwin, <u>Hall of Fame</u>
1976 --	200 (16-under)	J.C. Snead, <u>San Diego</u>
	200 (13-under)	Roger Maltbie, <u>Phoenix</u> ; Al Geiberger, <u>Greensboro</u> ; Rik Massengale, J.C. Snead, <u>Hartford</u>
	200 (10-under)	Lee Trevino, <u>Colonial</u>
1975 --	196 (17-under)	Johnny Miller, <u>Phoenix</u>
1974 --	198 (18-under)	Terry Diehl, <u>Texas</u>
1973 --	198 (18-under)	Buddy Allin, <u>Florida Citrus</u>
1972 --	198 (12-under)	Deane Beman, <u>St. Louis</u>
	201 (15-under)	George Knudson, <u>Kaiser International</u>
1971 --	194 (19-under)	Paul Harney, <u>Phoenix</u>
1970 --	198 (15-under)	Bob Murphy, <u>Hartford</u> ; Bobby Mitchell, <u>Azalea</u>
	198 (12-under)	Homero Blancas, <u>Memphis</u>

### LOW FIRST 72:

1998 --	260 (28-under)	John Huston (63-65-66-66), <u>United Airlines Hawaiian Open</u> (PGA TOUR record--most strokes under par, 72-hole tournament)
1997 --	258 (26-under)	Steve Jones (62-64-65-67), <u>Phoenix Open</u>
	261 (27-under)	Mark Calcavecchia (64-67-66-64), <u>Bob Hope Chrysler Classic</u>
1996 --	258 (26-under)	John Cook, <u>FedEx St. Jude Classic</u>
1995 --	263 (17-under)	Ernie Els, <u>GTE Byron Nelson Classic</u>
	268 (20-under)	Duffy Waldorf, <u>LaCantera Texas Open</u>
	264 (23-under)	Billy Mayfair, Jim Furyk, <u>Las Vegas Invitational</u>
	265 (23-under)	Kenny Perry, <u>Bob Hope</u>
1994 --	264 (24-under)	Scott Hoch, <u>Bob Hope</u> ; Greg Norman, <u>PLAYERS</u>
1993 --	259 (21-under)	David Frost, <u>Hardee's</u>
	263 (25-under)	Tom Kite, <u>Bob Hope</u>
1992 --	262 (26-under)	John Huston, <u>Walt Disney</u>
1991 --	260 (20-under)	Dillard Pruitt, <u>Chattanooga</u>
	263 (21-under)	Billy Andrade, Jeff Sluman, <u>Kemper</u>
	263 (25-under)	Bruce Lietzke, Craig Stadler, D.A. Weibring, Andrew Magee, <u>Las Vegas</u>
1990 --	260 (20-under)	Peter Persons, <u>Chattanooga</u>
	264 (24-under)	Bob Tway, <u>Las Vegas</u> ; Tim Simpson, <u>Walt Disney</u>

## PGA TOUR FACTS AND FIGURES (1970-98) ...continued

### LOW FIRST 72 (cont'd.):

1989 --	258 (22-under)	Donnie Hammond, <u>Texas</u>
	266 (22-under)	Blaine McCallister, <u>Honda</u> ; Scott Hoch, <u>Las Vegas</u>
1988 --	259 (21-under)	Corey Pavin, <u>Texas</u>
	262 (26-under)	Chip Beck, <u>USF&amp;G</u>
1987 --	262 (26-under)	Robert Wrenn, <u>Buick</u>
1986 --	267 (21-under)	Calvin Peete, <u>T of C</u>
	267 (17-under)	Hal Sutton, <u>Phoenix</u> ; Rick Fehr, <u>B.C. Open</u>
1985 --	264 (20-under)	Lanny Wadkins, <u>Los Angeles</u>
	264 (16-under)	Tim Simpson, <u>Southern</u>
	267 (21-under)	Mark O'Meara, <u>Hawaiian</u> ; Lanny Wadkins, <u>Disney World</u>
1984 --	265 (15-under)	Hubert Green, <u>Southern</u>
	266 (22-under)	Larry Nelson, <u>Disney World</u>
1983 --	261 (19-under)	Jim Colbert, <u>Texas</u>
	266 (18-under)	Mark McCumber, <u>Pensacola</u>
	267 (20-under)	Fuzzy Zoeller, <u>Las Vegas</u>
	268 (20-under)	Isao Aoki, <u>Hawaiian</u>
1982 --	259 (25-under)	Tim Norris, <u>Hartford</u>
1981 --	264 (20-under)	Hubert Green, <u>Hartford</u>
	265 (23-under)	Hale Irwin, <u>Hawaiian</u>
	265 (15-under)	Johnny Miller, <u>Tucson</u>
1980 --	265 (15-under)	Lee Trevino, <u>Texas</u>
	266 (22-under)	Andy Bean, <u>Hawaiian</u> ; Bill Kratzert, <u>Milwaukee</u>
	270 (22-under)	Jim Colbert, <u>Tucson</u>
	266 (18-under)	Curtis Strange, Lee Trevino, <u>Houston</u> ; Howard Twitty, Jim Simons, <u>Hartford</u>
1979 --	265 (23-under)	Andy Bean, <u>Atlanta</u>
1978 --	264 (24-under)	Rod Funseth, <u>Hartford</u>
1977 --	264 (20-under)	Hale Irwin, <u>Hall of Fame</u>
1976 --	266 (18-under)	Rik Massengale, <u>Hartford</u>
	268 (16-under)	Bob Gilder, <u>Phoenix</u> ; Al Geiberger, <u>Greensboro</u> ; John Lister, <u>Quad Cities</u>
	269 (19-under)	Jack Nicklaus, <u>TPC</u>
1975 --	260 (24-under)	Johnny Miller, <u>Phoenix</u>
	263 (25-under)	Johnny Miller, <u>Tucson</u>
1974 --	267 (21-under)	Lee Trevino, <u>New Orleans</u>
1973 --	264 (20-under)	Billy Casper, <u>Hartford</u>
	265 (23-under)	Buddy Allin, <u>Florida Citrus</u>
1972 --	267 (21-under)	Jack Nicklaus, <u>Walt Disney</u>
1971 --	261 (23-under)	Miller Barber, <u>Phoenix</u>
1970 --	267 (17-under)	Bob Murphy, <u>Hartford</u>
	267 (13-under)	Dave Hill, <u>Memphis</u>

### LOW 90:

1998 --	332 (28-under)	Fred Couples, Bruce Lietzke, <u>Bob Hope Chrysler Classic</u>
1997 --	327 (33-under)	John Cook, <u>Bob Hope Chrysler Classic</u>
1996 --	332 (27-under)	Tiger Woods, <u>Las Vegas Invitational</u>
1995 --	331 (28-under)	Jim Furyk, <u>Las Vegas</u>
1994 --	332 (27-under)	Bruce Lietzke, <u>Las Vegas</u>
1993 --	325 (35-under)	Tom Kite, <u>Bob Hope</u>
1992 --	336 (24-under)	John Cook, Gene Sauers, Rick Fehr, Mark O'Meara, Tom Kite, <u>Bob Hope</u>
1991 --	329 (31-under)	Andrew Magee, D.A. Weibring, <u>Las Vegas</u>
1990 --	334 (26-under)	Bob Tway, <u>Las Vegas</u>
1989 --	336 (24-under)	Scott Hoch, Robert Wrenn, <u>Las Vegas</u>
1988 --	338 (22-under)	Jay Haas, <u>Bob Hope</u>
1987 --	341 (19-under)	Corey Pavin, <u>Bob Hope</u>
1986 --	333 (27-under)	Greg Norman, <u>Las Vegas</u>
1985 --	333 (27-under)	Lanny Wadkins, <u>Bob Hope</u>
1984 --	340 (20-under)	John Mahaffey, Jim Simons, <u>Bob Hope</u>
1983 --	335 (25-under)	Keith Fergus, Rex Caldwell, <u>Bob Hope</u>
1982 --	335 (25-under)	Ed Fiori, <u>Bob Hope</u>
1981 --	335 (25-under)	Bruce Lietzke, <u>Bob Hope</u>
1980 --	343 (17-under)	Craig Stadler, <u>Bob Hope</u>
1979 --	343 (17-under)	John Mahaffey, <u>Bob Hope</u>
1978 --	339 (21-under)	Bill Rogers, <u>Bob Hope</u>
1977 --	337 (23-under)	Rik Massengale, <u>Bob Hope</u>
1976 --	344 (16-under)	Johnny Miller, <u>Bob Hope</u>
1975 --	339 (21-under)	Johnny Miller, <u>Bob Hope</u>
1974 --	341 (19-under)	Hubert Green, <u>Bob Hope</u>
1973 --	343 (17-under)	Arnold Palmer, <u>Bob Hope</u>
1972 --	344 (16-under)	Bob Rosburg, <u>Bob Hope</u>
1971 --	342 (18-under)	Arnold Palmer, <u>Bob Hope</u>
1970 --	339 (21-under)	Bruce Devlin, <u>Bob Hope</u>

## PGA TOUR FACTS AND FIGURES (1970-98) ...continued

### HIGHEST WINNING SCORE:

1998 --	280 (even-par)	Lee Janzen, <u>U.S. Open</u>
1997 --	276 (4-under)	Ernie Els, <u>U.S. Open</u>
	276 (12-under)	Phil Blackmar, <u>Shell Houston Open</u>
1996 --	280 (8-under)	Paul Stankowski, <u>BellSouth Classic</u>
	278 (2-under)	Steve Jones, <u>U.S. Open</u>
1995 --	280 (even-par)	Corey Pavin, <u>U.S. Open</u> ; Billy Mayfair, <u>TOUR Championship</u>
	283 (5-under)	Lee Janzen, <u>THE PLAYERS</u>
1994 --	281 (7-under)	Johnny Miller, <u>AT&amp;T</u>
	279 (5-under)	Ernie Els, <u>U.S. Open</u>
1993 --	281 (7-under)	Mike Standly, <u>Freeport-McMoRan</u> ; Rocco Mediate, <u>Kmart GGO</u>
	280 (4-under)	Vijay Singh, <u>Buick Classic</u>
1992 --	285 (3-under)	Tom Kite, <u>U.S. Open</u>
1991 --	282 (6-under)	Payne Stewart, <u>U.S. Open</u>
	279 (1-under)	Tom Purtzer, <u>World Series</u>
	279 (5-under)	Craig Stadler, <u>TOUR Championship</u>
	279 (9-under)	Steve Pate, <u>Honda</u>
1990 --	282 (6-under)	John Huston, <u>Honda</u> ; Steve Elkington, <u>Kmart GGO</u> ; Wayne Grady, <u>PGA</u>
	216 (even-par)	Greg Norman, <u>Memorial</u> (54 holes)
1989 --	283 (5-under)	Nick Faldo, <u>Masters</u>
	278 (2-under)	Curtis Strange, <u>U.S. Open</u>
1988 --	281 (7-under)	Sandy Lyle, <u>Masters</u>
1987 --	287 (1-under)	Larry Nelson, <u>PGA</u>
1986 --	287 (1-under)	Kenny Knox, <u>Honda</u>
	279 (1-under)	Raymond Floyd, <u>U.S. Open</u>
1985 --	285 (3-under)	Joey Sindelar, <u>Greensboro</u>
	279 (1-under)	Andy North, <u>U.S. Open</u>
1984 --	276 (4-under)	Fuzzy Zoeller, <u>U.S. Open</u>
	280 (8-under)	Bruce Lietzke, <u>Honda</u> ; Jack Nicklaus, <u>Memorial</u> ; Greg Norman, <u>Kemper</u> ; Tom Watson, <u>Western</u>
1983 --	287 (1-under)	Fred Couples, <u>Kemper</u>
1982 --	278 (2-under)	Craig Stadler, <u>World Series</u>
	285 (3-under)	Danny Edwards, <u>Greensboro</u>
1981 --	281 (1-over)	Bruce Lietzke, <u>Byron Nelson</u>
1980 --	280 (4-under)	Doug Tewell, <u>Heritage</u>
1979 --	284 (even-par)	Hale Irwin, <u>U.S. Open</u>
1978 --	289 (1-over)	Jack Nicklaus, <u>TPC</u>
1977 --	289 (1-over)	Mark Hayes, <u>TPC</u>
1976 --	288 (4-over)	Al Geiberger, <u>Western</u>
	288 (even-par)	Roger Maltbie, <u>Memorial</u>
	281 (1-over)	Dave Stockton, <u>PGA</u>
1975 --	287 (3-over)	Lou Graham, <u>U.S. Open</u>
1974 --	287 (7-over)	Hale Irwin, <u>U.S. Open</u>
	287 (3-over)	Tom Watson, <u>Western</u>
1973 --	283 (5-under)	Tommy Aaron, <u>Masters</u> ; Dave Hill, <u>Memphis</u>
	277 (3-under)	Lanny Wadkins, <u>Byron Nelson</u>
1972 --	290 (2-over)	Jack Nicklaus, <u>U.S. Open</u>
1971 --	283 (3-over)	Gene Littler, <u>Colonial</u>
1970 --	282 (2-over)	Gibby Gilbert, <u>Houston</u>

### LARGEST WINNING MARGIN:

1997 --	7 strokes	John Huston, <u>United Airlines Hawaiian Open</u> ; Davis Love III, <u>MCI Classic</u>
1997 --	12 strokes	Tiger Woods, <u>Masters Tournament</u>
1996 --	8 strokes	Ernie Els, <u>Buick Classic</u> ; Steve Stricker, <u>Motorola Western Open</u>
1995 --	6 strokes	Duffy Waldorf, <u>LaCantera Texas Open</u>
1994 --	6 strokes	Nick Price, <u>PGA</u>
1993 --	8 strokes	Davis Love III, <u>Las Vegas</u>
1992 --	9 strokes	Fred Couples, <u>Nestle</u>
1991 --	4 strokes	Lanny Wadkins, <u>Hawaiian</u> ; Paul Azinger, <u>Pebble Beach</u>
1990 --	12 strokes	Jose Maria Olazabal, <u>World Series</u>
1989 --	7 strokes	Mark Calcavecchia, <u>Phoenix</u> ; Donnie Hammond, <u>Texas</u>
1988 --	8 strokes	Corey Pavin, <u>Texas</u>
1987 --	7 strokes	Tom Kite, <u>Kemper</u> ; Robert Wrenn, <u>Buick</u> ; Ken Brown, <u>Southern</u>
1986 --	7 strokes	Doug Tewell, <u>Los Angeles</u> ; Greg Norman, <u>Las Vegas</u>
1985 --	7 strokes	Lanny Wadkins, <u>Los Angeles</u>
1984 --	6 strokes	George Archer, <u>Bank of Boston</u> ; Hubert Green, <u>Southern</u>
1983 --	5 strokes	Gary Koch, <u>Doral</u> ; Lanny Wadkins, <u>Greensboro</u> ; David Graham, <u>Houston</u> ; Jim Colbert, <u>Texas</u>
1982 --	7 strokes	Craig Stadler, <u>Kemper</u> ; Calvin Peete, <u>B.C. Open</u> ; Calvin Peete, <u>Pensacola</u>
1981 --	7 strokes	Andy Bean, <u>Bay Hill</u>
1980 --	7 strokes	Larry Nelson, <u>Atlanta</u> ; Jack Nicklaus, <u>PGA</u>
1979 --	8 strokes	Andy Bean, <u>Atlanta</u>
1978 --	5 strokes	Andy Bean, <u>Kemper</u> ; Tom Kite, <u>B.C. Open</u>
1977 --	7 strokes	Jerry Pate, <u>Southern</u> ; Rik Massengale, <u>Bob Hope</u>

## PGA TOUR FACTS AND FIGURES (1970-98) ...continued

### LARGEST WINNING MARGIN (cont'd.):

1976 --	8 strokes	Raymond Floyd, <u>Masters</u>
1975 --	14 strokes	Johnny Miller, <u>Phoenix</u>
1974 --	8 strokes	Lee Trevino, <u>New Orleans</u> ; Johnny Miller, <u>Kaiser International</u>
1973 --	8 strokes	Buddy Allin, <u>Florida Citrus</u>
1972 --	9 strokes	Jack Nicklaus, <u>Walt Disney</u>
1971 --	8 strokes	Jack Nicklaus, <u>T of C</u>
1970 --	7 strokes	Frank Beard, <u>T of C</u> ; Tony Jacklin, <u>U.S. Open</u>

### LOW START BY A WINNER:

1998 --	63 (9-under)	John Huston, <u>United Airlines Hawaiian Open</u>
1997 --	62 (10-under)	Steve Jones, <u>Phoenix Open</u>
1996 --	62 (10-under)	Tim Herron, <u>Honda Classic</u>
1995 --	63 (9-under)	Kenny Perry, <u>Bob Hope</u> ; Woody Austin, <u>Buick Open</u>
1994 --	62 (9-under)	Bob Estes, <u>Texas</u>
1993 --	63 (9-under)	Howard Twitty, <u>Hawaiian</u>
	63 (8-under)	Jim Gallagher, Jr., <u>TOUR Championship</u>
1992 --	62 (8-under)	David Frost, <u>Hardde's</u>
1991 --	63 (9-under)	Mark Brooks, <u>Milwaukee</u>
1990 --	61 (9-under)	Jose Maria Olazabal, <u>World Series</u>
1989 --	64 (8-under)	Greg Norman, <u>Milwaukee</u>
1988 --	62 (10-under)	Bob Lohr, <u>Walt Disney</u>
1987 --	64 (8-under)	Mike Reid, <u>Tucson</u>
1986 --	64 (7-under)	Hal Sutton, <u>Phoenix</u>
1985 --	63 (8-under)	Lanny Wadkins, <u>Los Angeles</u>
	64 (8-under)	Tom Kite, <u>T of C</u>
1984 --	64 (6-under)	Peter Jacobsen, <u>Colonial</u>
1983 --	63 (9-under)	Fuzzy Zoeller, <u>Las Vegas</u>
1982 --	63 (8-under)	Tim Norris, <u>Hartford</u>
	63 (7-under)	Jay Haas, <u>Texas</u>
1981 --	65 (7-under)	Bruce Lietzke, <u>Bob Hope</u> ; Hale Irwin, <u>Buick</u>
	65 (6-under)	David Graham, <u>Phoenix</u> ; Morris Hatafsky, <u>Hall of Fame</u>
1980 --	63 (7-under)	Bruce Lietzke, <u>Colonial</u> ; Jack Nicklaus, <u>U.S. Open</u> ; Scott Hoch, <u>Quad Cities</u>
	65 (7-under)	Tom Watson, <u>T of C</u>
	66 (7-under)	Jim Colbert, <u>Tucson</u>
1979 --	61 (11-under)	Jerry McGee, <u>Kemper</u>
1978 --	63 (9-under)	Tom Watson, <u>Tucson</u>
1977 --	64 (8-under)	Rik Massengale, <u>Bob Hope</u>
	64 (6-under)	Jerry Pate, <u>Southern</u>
	65 (6-under)	Graham Marsh, <u>Heritage</u> ; Hale Irwin, <u>Hall of Fame</u>
	66 (6-under)	Tom Watson, <u>Bing Crosby, San Diego</u>
1976 --	63 (8-under)	David Graham, <u>Westchester</u>
1975 --	64 (8-under)	Johnny Miller, <u>Bob Hope</u>
1974 --	62 (10-under)	Johnny Miller, <u>Tucson</u>
1973 --	64 (8-under)	Lee Trevino, <u>Doral-Eastern</u>
1972 --	64 (7-under)	Dave Hill, <u>Monsanto</u>
	65 (7-under)	Grier Jones, <u>Hawaiian</u>
1971 --	64 (8-under)	Arnold Palmer, <u>Westchester</u>
	64 (7-under)	Dave Eichelberger, <u>Milwaukee</u>
1970 --	63 (7-under)	Dave Hill, <u>Memphis</u>

### HIGH START BY A WINNER:

1998 --	74 (2-over)	Mark O'Meara, <u>Masters Tournament</u>
	73 (3-over)	Lee Janzen, <u>U.S. Open</u>
1997 --	75 (3-over)	Jeff Sluman, <u>Tucson Chrysler Classic</u>
1996 --	75 (3-over)	Mark O'Meara, <u>Greater Greensboro Chrysler Classic</u>
	74 (4-over)	Steve Jones, <u>U.S. Open</u>
1995 --	73 (3-over)	Greg Norman, <u>NEC World Series of Golf</u>
	73 (1-over)	Payne Stewart, <u>Shell Houston Open</u> ; Billy Mayfair, <u>Motorola Western</u>
1994 --	74 (2-over)	Jose Maria Olazabal, <u>Masters</u>
1993 --	75 (3-over)	Phil Mickelson, <u>Buick Invitational</u>
1992 --	73 (1-over)	Greg Norman, <u>Canadian</u>
1991 --	73 (1-over)	Ian Woosnam, <u>USF&amp;G</u>
	72 (2-over)	Tom Purtzer, <u>World Series</u>
1990 --	72 (even-par)	David Ishii, <u>Hawaiian</u>
1989 --	76 (4-over)	Steve Jones, <u>Bob Hope</u> ; Mike Sullivan, <u>IIAO</u>
1988 --	73 (1-over)	Curtis Strange, <u>Memorial</u>
1987 --	75 (3-over)	Lanny Wadkins, <u>Doral</u>
1986 --	75 (5-over)	Raymond Floyd, <u>U.S. Open</u>
1985 --	72 (even-par)	Bernhard Langer, <u>Masters</u> ; Bill Glasson, <u>Kemper</u>
1984 --	73 (1-over)	Greg Norman, <u>Canadian</u>
	71 (1-over)	Fuzzy Zoeller, <u>U.S. Open</u>
1983 --	75 (4-over)	Larry Nelson, <u>U.S. Open</u>
1982 --	75 (3-over)	Craig Stadler, <u>Masters</u>



## PGA TOUR FACTS AND FIGURES (1970-98) ...continued

### HIGH START BY A WINNER (cont'd.):

1981 --	74 (2-over)	Ed Fiori, <u>Western</u>
1980 --	74 (2-over)	Raymond Floyd, <u>Doral-Eastern</u>
1979 --	76 (4-over)	Fuzzy Zoeller, <u>San Diego</u>
1978 --	76 (4-over)	Bruce Lietzke, <u>Canadian</u>
	75 (4-over)	John Mahaffey, <u>PGA</u>
1977 --	72 (even-par)	Mark Hayes, <u>TPC</u> ; Jack Nicklaus, <u>Memorial</u> ; Al Geiberger, <u>Memphis</u>
1976 --	75 (3-over)	Ben Crenshaw, <u>Pebble Beach</u>
	73 (3-over)	Lee Trevino, <u>Colonial</u>
1975 --	74 (3-over)	Lou Graham, <u>U.S. Open</u>
1974 --	73 (3-over)	Hale Irwin, <u>U.S. Open</u> ; Lee Trevino, <u>PGA</u>
1973 --	73 (2-over)	Rod Funseth, <u>Los Angeles</u>
1972 --	73 (1-over)	Gary Player, <u>New Orleans</u>
	72 (1-over)	Deane Beman, <u>Quad Cities</u>
	71 (1-over)	Gary Player, <u>PGA</u>
1971 --	75 (7-over)	Buddy Allin, <u>Greensboro</u>
1970 --	76 (4-over)	Pete Brown, <u>San Diego</u>

### LOW FINISH BY A WINNER:

1998 --	64 (8-under)	Scott Simpson, <u>Buick Invitational</u> ; David Duval, <u>Shell Houston Open</u>
1997 --	63 (9-under)	John Cook, <u>Bob Hope Chrysler Classic</u>
1996 --	63 (8-under)	Fred Funk, <u>B.C. Open</u>
	64 (8-under)	Davis Love III, <u>Buick Invitational</u> ; Fred Couples, <u>THE PLAYERS Championship</u> ; Tiger Woods, <u>Las Vegas Invitational</u>
1995 --	61 (10-under)	Hal Sutton, <u>B.C. Open</u>
1994 --	64 (7-under)	Bill Glasson, <u>Phoenix</u>
	65 (7-under)	Bruce Lietzke, <u>Las Vegas</u>
	64 (6-under)	Nick Price, <u>Colonial</u>
1993 --	62 (10-under)	Tom Kite, <u>Bob Hope</u>
	62 (8-under)	Fulton Allem, <u>World Series</u>
1992 --	62 (10-over)	Davis Love III, <u>Greensboro</u> ; John Huston, <u>Disney</u>
1991 --	64 (8-under)	Mark Brooks, <u>Greensboro</u> ; Mark O'Meara, <u>Disney</u>
	64 (7-under)	Bruce Fleisher, <u>New England</u>
	64 (6-under)	Tom Purtzer, <u>Colonial</u> ; D.A. Weibring, <u>Hardee's</u>
	64 (6-under)	Dillard Pruitt, <u>Chattanooga</u>
1990 --	62 (10-under)	Greg Norman, <u>Doral</u>
1989 --	63 (9-under)	Bill Britton, <u>Centel</u>
1988 --	64 (8-under)	Tom Purtzer, <u>Southwest</u> ; Chip Beck, <u>USF&amp;G</u>
1987 --	63 (9-under)	Larry Nelson, <u>Walt Disney</u>
1986 --	62 (9-under)	Mac O'Grady, <u>Hartford</u>
1985 --	63 (9-under)	Lanny Wadkins, <u>Walt Disney</u>
1984 --	63 (8-under)	Gary Koch, <u>Bay Hill</u> ; Ronnie Black, <u>Anheuser-Busch</u>
1983 --	63 (9-under)	Calvin Peete, <u>Atlanta</u>
1982 --	63 (7-under)	Payne Stewart, <u>Quad Cities</u>
	65 (7-under)	Lanny Wadkins, <u>Buick Open</u>
1981 --	62 (9-under)	Ron Streck, <u>Houston</u>
1980 --	65 (5-under)	Lee Trevino, <u>Texas</u> ; Tom Watson, <u>WSOG</u>
	66 (6-under)	Andy Bean, <u>Hawaiian</u> ; Raymond Floyd, <u>Doral-Eastern</u> ; Bill Kratzert, <u>Milwaukee</u>
1979 --	64 (7-under)	Lou Graham, <u>IVB</u>
	65 (7-under)	Calvin Peete, <u>Milwaukee</u>
1978 --	62 (8-under)	Ron Streck, <u>Texas</u>
1977 --	64 (6-under)	Mike Hill, <u>Ohio Kings Island</u>
	65 (7-under)	Miller Barber, <u>Anheuser-Busch</u>
1976 --	63 (9-under)	Johnny Miller, <u>Bob Hope</u>
	63 (7-under)	Jerry Pate, <u>Canadian</u>
	65 (7-under)	Jack Nicklaus, <u>TPC</u>
1975 --	61 (11-under)	Johnny Miller, <u>Tucson</u>
1974 --	64 (7-under)	Dave Stockton, <u>Quad Cities</u>
	65 (7-under)	Hubert Green, <u>Bob Hope</u> ; Lee Trevino, <u>New Orleans</u> ; Dave Hill, <u>Houston</u>
1973 --	63 (8-under)	Johnny Miller, <u>U.S. Open</u>
1972 --	64 (8-under)	Grier Jones, <u>Hawaiian</u> ; Jack Nicklaus, <u>Walt Disney</u>
1971 --	65 (7-under)	George Archer, <u>San Diego</u>
	65 (6-under)	Miller Barber, <u>Phoenix</u> ; Bobby Mitchell, <u>Cleveland</u>
1970 --	63 (8-under)	George Knudson, <u>Robinson</u>

### HIGH FINISH BY A WINNER:

1998 --	73 (1-over)	David Duval, <u>Tucson Chrysler Classic</u> ; Ernie Els, <u>Bay Hill Invitational</u>
1997 --	71 (1-under)	Mark O'Meara, <u>Buick Invitational</u> ; Stuart Appleby, <u>Honda Classic</u>
	69 (1-under)	Ernie Els, <u>U.S. Open</u> ; Steve Jones, <u>Bell Canadian Open</u>
1996 --	72 (even-par)	David Ogren, <u>LaCantera Texas Open</u>
	71 (even-par)	Guy Boros, <u>Greater Vancouver Open</u>
	70 (even-par)	Phil Mickelson, <u>NEC World Series of Golf</u>
1995 --	73 (3-over)	Billy Mayfair, <u>TOUR Championship</u>
	73 (2-over)	Fred Funk, <u>Ideon Classic</u>

## PGA TOUR FACTS AND FIGURES (1970-98) ...continued

### HIGH FINISH BY A WINNER (cont'd.):

1994 --	74 (2-over)	Johnny Miller, <u>AT&amp;T</u>
1993 --	71 (1-over)	Scott Simpson, <u>Byron Nelson</u>
	71 (1-under)	Brett Ogle, <u>Pebble Beach</u>
1992 --	72 (even-par)	Steve Elkington, <u>T of C</u> ; Tom Kite, <u>U.S. Open</u> ; David Frost, <u>Hardee's</u>
1991 --	75 (3-over)	Steve Pate, <u>Honda</u>
1990 --	72 (even-par)	Mark O'Meara, <u>Pebble Beach</u> ; David Ishii, <u>Hawaiian</u> ; Dan Forsman, <u>Shearson Lehman</u>
	71 (even-par)	Payne Stewart, <u>MCI</u>
1989 --	72 (1-over)	Wayne Grady, <u>Westchester</u>
	72 (even-par)	Bill Glasson, <u>Doral-Ryder</u>
	70 (even-par)	Curtis Strange, <u>U.S. Open</u>
1988 --	74 (2-over)	Steve Jones, <u>Pebble Beach</u> ; Curtis Strange, <u>Nabisco</u>
1987 --	72 (1-over)	Paul Azinger, <u>Hartford</u>
	71 (1-over)	Curtis Strange, <u>World Series</u>
	72 (even-par)	Larry Nelson, <u>PGA</u>
1986 --	71 (1-over)	Dan Pohl, <u>World Series</u>
	71 (even-par)	Hal Sutton, <u>Phoenix</u>
	71 (1-under)	John Mahaffey, <u>TPC</u> ; Bob Murphy, <u>Canadian</u>
1985 --	74 (2-over)	Curtis Strange, <u>Honda</u> ; Scott Verplank, <u>Western</u>
	74 (4-over)	Andy North, <u>U.S. Open</u>
1984 --	73 (1-over)	Greg Norman, <u>Kemper</u>
1983 --	77 (5-over)	Fred Couples, <u>Kemper</u>
1982 --	75 (3-over)	Danny Edwards, <u>Greensboro</u>
1981 --	75 (3-over)	Larry Nelson, <u>Greensboro</u>
1980 --	74 (3-over)	Dave Eichelberger, <u>Bay Hill</u>
1979 --	77 (5-over)	Lon Hinkle, <u>Bing Crosby</u>
1978 --	75 (3-over)	Jack Nicklaus, <u>TPC</u>
1977 --	74 (2-over)	Gene Littler, <u>Houston</u> ; Lee Trevino, <u>Canadian</u>
	73 (2-over)	Jerry Pate, <u>Phoenix</u>
1976 --	76 (4-over)	Roger Maltbie, <u>Memorial</u>
1975 --	73 (2-over)	Lou Graham, <u>U.S. Open</u>
	73 (1-over)	Gene Littler, <u>Bing Crosby</u>
	72 (1-over)	Tom Jenkins, <u>IVB</u>
	71 (1-over)	Jack Nicklaus, <u>PGA</u>
1974 --	73 (3-over)	Hale Irwin, <u>U.S. Open</u>
	73 (1-over)	Allen Miller, <u>Tallahassee</u>
1973 --	75 (4-over)	Homero Blancas, <u>Monsanto</u>
1972 --	74 (2-over)	Jack Nicklaus, <u>Masters, U.S. Open</u> ; Gary Player, <u>PGA</u>
	73 (3-over)	Jerry Heard, <u>Colonial</u>
1971 --	74 (4-over)	Jerry Heard, <u>American Classic</u>
1970 --	72 (1-over)	Billy Casper, <u>Los Angeles</u>
	72 (even-par)	Bob Stone, <u>Citrus Open</u> ; Ken Still, <u>Kaiser International</u>

### LARGEST 18-HOLE LEAD:

1998 --	3 strokes	Loren Roberts, <u>Greater Milwaukee Open</u>
1997 --	4 strokes	Sonny Skinner, <u>Buick Open</u>
1996 --	2 strokes	Tim Herron, <u>Honda Classic</u> ; Nolan Henke, <u>Greater Milwaukee Open</u> ; Scott Dunlap, <u>Bell Canadian Open</u>
1995 --	2 strokes	John Huston, <u>Mercedes Championships</u> ; Duffy Waldorf, <u>Phoenix Open</u> ; Mark Brooks, <u>Nestle Invitational</u> ; Woody Austin, <u>Buick Open</u>
1994 --	4 strokes	Jose Maria Olazabal, <u>Freeport-McMoRan</u>
1993 --	5 strokes	Jim Gallagher, Jr., <u>TOUR Championship</u>
1992 --	3 strokes	Billy Ray Brown, <u>PLAYERS</u>
1991 --	3 strokes	Lanny Wadkins, <u>T of C</u> ; Scott Hoch, <u>Buick Open</u>
1990 --	4 strokes	Fred Couples, <u>Memorial</u> ; Jose Maria Olazabal, <u>World Series</u>
1989 --	4 strokes	Bob Tway, <u>Disney World</u>
1988 --	3 strokes	Davis Love III, <u>Phoenix</u> ; Jeff Sluman, <u>Southern</u>
1987 --	4 strokes	Mike Sullivan, <u>Honda</u>
1986 --	3 strokes	Fred Couples, <u>Kemper</u>
1985 --	4 strokes	Tom Kite, <u>T of C</u>
1984 --	3 strokes	David Graham, <u>T of C</u> ; Ralph Landrum, <u>Pensacola</u>
1983 --	4 strokes	George Burns, <u>Kemper</u>
1982 --	4 strokes	Terry Mauney, <u>Los Angeles</u> ; Larry Rinker, <u>Tallahassee</u>
1981 --	3 strokes	Calvin Peete, <u>B.C. Open</u>
1980 --	2 strokes	Dan Pohl, <u>Bay Hill</u> ; Jerry Pate, <u>Heritage</u> ; Tom Purtzer, <u>Greensboro</u> ; Bob Murphy, <u>Tallahassee</u> ; Tom Watson, <u>Byron Nelson, World Series</u> ; Bruce Lietzke, <u>Colonial</u> ; Bob Shearer, <u>Atlanta</u> ; Scott Hoch, <u>Quad Cities</u> ; Jim Simons, <u>Hartford</u> ; Barry Jaeckel, <u>Hall of Fame</u>
1979 --	4 strokes	Mark Lye, <u>Atlanta</u> ; Dana Quigley, <u>Hall of Fame</u>
1978 --	3 strokes	Tom Watson, <u>Tucson, Bing Crosby</u> ; Jeff Hewes, <u>Canadian</u>
1977 --	3 strokes	Rik Massengale, <u>Bob Hope</u> ; Fred Marti, <u>Pleasant Valley</u>

## PGA TOUR FACTS AND FIGURES (1970-98) ...continued

### LARGEST 18-HOLE LEAD (cont'd.):

1976 --	3 strokes	Mike Reid (amateur), <u>U.S. Open</u>
1975 --	3 strokes	Bob Stanton, <u>Inverrary</u> ; Jack Nicklaus, <u>Heritage</u> ; Tom Weiskopf, <u>Greensboro</u> ; David Graham, <u>Western</u>
1974 --	4 strokes	Johnny Miller, <u>Tucson</u>
1973 --	5 strokes	Gibby Gilbert, <u>World</u>
1972 --	3 strokes	Jack Nicklaus, <u>Bing Crosby</u>
1971 --	3 strokes	Charles Coody, <u>Masters</u>
1970 --	3 strokes	Rod Funseth, <u>San Antonio</u>

### LARGEST 36-HOLE LEAD:

1998 --	7 strokes	David Duval, <u>Tucson Chrysler Classic</u>
1997 --	5 strokes	Steve Jones, <u>Phoenix Open</u>
1996 --	6 strokes	Tim Herron, <u>Honda Classic</u>
1995 --	4 strokes	Tom Lehman, <u>MCI Classic</u> ; D.A. Weibring, <u>Quad City Classic</u>
1994 --	5 strokes	Nick Price, <u>PGA</u>
1993 --	3 strokes	Payne Stewart, <u>Buick Invitational</u> ; Steve Stricker, <u>Canadian</u> ; Tom Lehman, <u>Buick Southern</u>
1992 --	4 strokes	Davis Love III, <u>Los Angeles</u> ; Chip Beck, <u>Freeport-McMoRan</u> ; Bruce Lietzke, <u>Canadian</u>
1991 --	4 strokes	Blaine McCallister, <u>Texas</u> ; Jeff Maggert, <u>IIAQ</u>
1990 --	9 strokes	Jose Maria Olazabal, <u>World Series</u>
1989 --	5 strokes	Fuzzy Zoeller, <u>Memorial</u>
1988 --	4 strokes	Paul Azinger, <u>Bay Hill</u> ; Larry Nelson, <u>Atlanta</u>
1987 --	7 strokes	Joey Sindelar, <u>B.C. Open</u>
1986 --	5 strokes	Sandy Lyle, <u>Greensboro</u>
1985 --	5 strokes	Calvin Peete, <u>Phoenix</u>
1984 --	6 strokes	Nick Price, <u>Canadian</u>
1983 --	6 strokes	Hal Sutton, <u>Anheuser-Busch</u>
1982 --	6 strokes	Roger Maltbie, <u>Colonial</u>
1981 --	4 strokes	Jack Nicklaus, <u>Masters</u> ; Leonard Thompson, <u>Canadian</u>
1980 --	5 strokes	Rex Caldwell, <u>Buick</u>
1979 --	4 strokes	Ben Crenshaw, <u>Phoenix</u> ; Tom Watson, <u>Memorial</u>
1978 --	5 strokes	Mac McLendon, <u>Pensacola</u>
1977 --	6 strokes	Al Geiberger, <u>Memphis</u>
1976 --	6 strokes	Bob Dickson, <u>Western</u>
1975 --	7 strokes	Tom Weiskopf, <u>Westchester</u>
1974 --	6 strokes	Johnny Miller, <u>Heritage</u>
1973 --	4 strokes	Billy Casper, <u>Bing Crosby</u> ; Tom Watson, <u>Hawaiian</u> ; Lee Trevino, <u>Doral-Eastern</u> ; Jack Nicklaus, <u>Atlanta</u> ; Forrest Fezler, <u>American Classic</u>
1972 --	4 strokes	Homero Blancas, <u>Phoenix</u> ; Chris Blocker, <u>Florida Citrus</u> ; Dave Hill, <u>Monsanto</u>
1971 --	3 strokes	Jerry Heard, <u>American Classic</u> ; Billy Casper, <u>Kaiser International</u>
1970 --	4 strokes	Grier Jones, <u>Monsanto</u>

### LARGEST 54-HOLE LEAD:

1998 --	7 strokes	David Duval, <u>Tucson Chrysler Classic</u>
1997 --	9 strokes	Tiger Woods, <u>Masters Tournament</u>
1996 --	9 strokes	Tom Lehman, <u>THE TOUR Championship</u>
1995 --	5 strokes	Scott Hoch, <u>Shell Houston Open</u>
1994 --	5 strokes	Steve Elkington, <u>Buick Southern</u>
1993 --	6 strokes	Greg Norman, <u>Doral-Ryder</u>
1992 --	6 strokes	Fred Couples, <u>Nestle</u>
1991 --	5 strokes	Steve Pate, <u>Honda</u>
1990 --	8 strokes	Jose Maria Olazabal, <u>World Series</u>
1989 --	4 strokes	Ian Baker-Finch, <u>Colonial</u> ; Greg Norman, <u>Milwaukee</u> ; John Daly, <u>Chattanooga</u>
1988 --	5 strokes	Corey Pavin, <u>Texas</u>
1987 --	8 strokes	Joey Sindelar, <u>Buick</u>
1986 --	5 strokes	Fuzzy Zoeller, <u>Pebble Beach</u> ; Calvin Peete, <u>USF&amp;G</u> ; Mark Calcavecchia, <u>Southwest</u>
1985 --	5 strokes	Corey Pavin, <u>Colonial</u>
1984 --	7 strokes	Greg Norman, <u>Kemper</u>
1983 --	6 strokes	Mike Nicolette, <u>Bay Hill</u> ; Hal Sutton, <u>Anheuser-Busch</u>
1982 --	7 strokes	Craig Stadler, <u>Tucson</u>
1981 --	5 strokes	Bruce Lietzke, <u>Bob Hope</u> ; Hale Irwin, <u>Hawaiian</u> ; Jay Haas, <u>Milwaukee</u>
1980 --	7 strokes	Jim Colbert, <u>Tucson</u> ; Seve Ballesteros, <u>Masters</u>
1979 --	8 strokes	Tom Watson, <u>Heritage</u>
1978 --	5 strokes	Tom Watson, <u>PGA</u> ; Tom Kite, <u>B.C. Open</u>
1977 --	6 strokes	Lee Trevino, <u>Canadian</u>
1976 --	8 strokes	Raymond Floyd, <u>Masters</u>
1975 --	7 strokes	Johnny Miller, <u>Phoenix</u>
1974 --	6 strokes	Jack Nicklaus, <u>Hawaiian</u>
1973 --	9 strokes	Jack Nicklaus, <u>Ohio Kings Island</u>
1972 --	8 strokes	Jim Jamieson, <u>Western</u>
1971 --	5 strokes	Jack Nicklaus, <u>T of C</u> ; Jerry Heard, <u>American Classic</u>
1970 --	4 strokes	Ron Cerrudo, <u>San Antonio</u> ; Bob Stone, <u>Citrus Open</u> ; Tony Jacklin, <u>U.S. Open</u> ; Bob Murphy, <u>Hartford</u> ; Bobby Mitchell, <u>Azalea</u>

## PGA TOUR FACTS AND FIGURES (1970-98) ...continued

### LOW 36-HOLE CUT:

1998 --	139 (5-under)	United Airlines Hawaiian Open
	138 (3-under)	Greater Milwaukee Open
1997 --	140 (4-under)	United Airlines Hawaiian Open
	138 (2-under)	GTE Byron Nelson Classic
1996 --	139 (3-under)	Greater Milwaukee Open
	140 (4-under)	Buick Invitational
1995 --	139 (3-under)	FedEx St. Jude Classic
	139 (1-under)	GTE Byron Nelson Classic
	140 (4-under)	Buick Open
1994 --	139 (3-under)	Texas
	140 (even-par)	Hardee's
	141 (3-under)	Hawaiian, Buick Invitational
1993 --	140 (4-under)	Shell Houston
	140 (2-under)	H-E-B Texas
1992 --	139 (1-under)	Byron Nelson
	139 (3-under)	Federal Express, Texas
	140 (4-under)	Buick Invitational
1991 --	137 (3-under)	Chattanooga
	140 (4-under)	Milwaukee, Shearson Lehman
	140 (2-under)	Phoenix, Anheuser-Busch, New England
1990 --	138 (2-under)	Chattanooga, Texas
	141 (3-under)	Milwaukee
1989 --	137 (3-under)	Byron Nelson, Texas
1988 --	141 (3-under)	Andy Williams, USF&G
	139 (1-under)	Hardee's, Provident, Texas
1987 --	140 (4-under)	Andy Williams
	139 (1-under)	Byron Nelson, Hardee's
1986 --	141 (3-under)	Buick
	139 (1-under)	Vantage.
1985 --	139 (5-under)	San Diego
1984 --	141 (3-under)	San Diego
	141 (1-under)	Phoenix
1983 --	139 (3-under)	Hartford
	139 (1-under)	Texas
1982 --	139 (3-under)	Hartford
1981 --	139 (3-under)	Hartford
1980 --	140 (2-under)	Hartford
	141 (3-under)	Milwaukee
1979 --	140 (even-par)	Tucson
	141 (1-under)	Phoenix, Houston
	142 (2-under)	Hawaiian, Pensacola
1978 --	140 (2-under)	Hartford
	142 (2-under)	Anheuser-Busch
	140 (even-par)	Texas
1977 --	142 (2-under)	Buick
1976 --	142 (even-par)	Phoenix, Hartford
	143 (1-under)	Hawaiian, San Diego
	144 (even-par)	Florida Citrus
1975 --	142 (even-par)	Hartford, Sahara
	144 (even-par)	Inverrary, Houston, Westchester, Texas, Kaiser International
1974 --	141 (1-under)	Greensboro, Hartford
	142 (2-under)	Kemper, Texas
	143 (1-under)	San Diego
1973 --	140 (2-under)	Hartford
1972 --	141 (1-under)	Hartford
1971 --	137 (5-under)	Phoenix
1970 --	140 (even-par)	Memphis
	141 (1-under)	Azalea
	141 (1-over)	Magnolia
	143 (1-under)	Citrus Invitational

### HIGH 36-HOLE CUT:

1998 --	150 (6-over)	Masters Tournament
1997 --	149 (5-over)	Masters Tournament
	147 (7-over)	U.S. Open
1996 --	148 (8-over)	U.S. Open
1995 --	149 (5-over)	THE PLAYERS
	148 (4-over)	British Open
	146 (6-over)	U.S. Open
1994 --	148 (4-over)	Doral-Ryder
	147 (5-over)	Honda, U.S. Open
1993 --	152 (8-over)	Freeport-McMoRan
1992 --	148 (4-over)	Nestle
	148 (6-over)	PGA
1991 --	149 (5-over)	USF&G

## PGA TOUR FACTS AND FIGURES (1970-98) ...continued

### HIGH 36-HOLE CUT (cont'd.):

1990 --	157 (13-over)	Memorial
1989 --	150 (6-over)	Memorial
1988 --	149 (5-over)	Memorial
1987 --	151 (7-over)	Honda, PGA
1986 --	150 (10-over)	U.S. Open
	150 (6-over)	St. Jude Classic
1985 --	150 (6-over)	Memorial
1984 --	151 (9-over)	Los Angeles
	151 (7-over)	Memorial
1983 --	152 (10-over)	Bay Hill
1982 --	149 (5-over)	Memorial, Kemper, Western
	147 (7-over)	Colonial
1981 --	152 (8-over)	Memorial
1980 --	150 (6-over)	Memorial, Western
	149 (9-over)	PGA
1979 --	157 (13-over)	Memorial
1978 --	153 (9-over)	TPC
1977 --	155 (11-over)	TPC
1976 --	157 (13-over)	Memorial
1975 --	151 (9-over)	Western
1974 --	151 (9-over)	Heritage
	149 (9-over)	PGA
1973 --	151 (7-over)	Masters
	149 (9-over)	American Classic
1972 --	154 (10-over)	U.S. Open
	150 (10-over)	PGA
1971 --	152 (10-over)	Heritage
1970 --	153 (9-over)	U.S. Open
	151 (9-over)	Heritage
	151 (7-over)	Masters
	150 (10-over)	PGA

### FEWEST TO MAKE 36-HOLE CUT:

1998 --	70 at AT&T Pebble Beach National Pro-Am, Buick Challenge
1997 --	70 at United Airlines Hawaiian Open, Kemper Open, British Open, Michelob Championship at Kingsmill
1996 --	70 at Phoenix Open, B.C. Open
1995 --	70 at Phoenix Open
1994 --	70 at Buick Classic, Federal Express
1993 --	70 at New England
1992 --	70 at Texas
1991 --	70 at Buick Classic, Chattanooga
1990 --	70 at Canadian, Texas
1989 --	70 at Doral-Ryder, Memorial, Atlanta, Hardee's, PGA
1988 --	70 at Phoenix
1987 --	70 at Buick, Centel
1986 --	70 at Hawaiian, Heritage, Buick, Anhueser-Busch
1985 --	70 at Atlanta, Quad Cities
1984 --	70 at Atlanta, PGA, Milwaukee
1983 --	70 at Hawaii, Atlanta, Memorial
1982 --	70 at Houston, Disney World
1981 --	70 at Inverrary
1980 --	70 at Doral-Eastern
1979 --	70 at Byron Nelson, Pensacola
1978 --	70 at Tucson, San Diego, Byron Nelson, American Optical, Westchester
1977 --	70 at Hawaiian
1976 --	70 at Heritage
1975 --	70 at B.C. Open
1974 --	70 at Greensboro, American Classic, Sahara
1973 --	70 at Jacksonville, IVB, Southern, Kaiser International
1972 --	70 at Monsanto, Colonial, Cleveland
1971 --	70 at Los Angeles, Tucson, Kaiser International
1970 --	70 at San Diego, Canadian, PGA

### FEWEST TO MAKE 54-HOLE CUT:

1998 --	74 at Las Vegas Invitational
1997 --	70 at Las Vegas Invitational
1996 --	77 at Walt Disney World
1995 --	70 at Walt Disney World
1994 --	72 at AT&T Pebble Beach
1993 --	73 at Walt Disney World
1992 --	72 at Las Vegas Invitational
1991 --	73 at AT&T Pebble Beach



## PGA TOUR FACTS AND FIGURES (1970-98) ...continued

### FEWEST TO MAKE 54-HOLE CUT (cont'd.):

1990 --	78 at AT&T Pebble Beach
1989 --	73 at Las Vegas Invitational
1988 --	72 at Las Vegas Invitational
1987 --	70 at Las Vegas Invitational
1986 --	71 at AT&T Pebble Beach
1985 --	70 at Las Vegas Invitational
1984 --	73 at Bing Crosby
1983 --	75 at Bing Crosby
1982 --	70 at Walt Disney World
1981 --	77 at Bing Crosby
1980 --	75 at Bing Crosby
1979 --	78 at Bing Crosby
1978 --	70 at Bing Crosby
1977 --	73 at Bing Crosby
1976 --	76 at Bing Crosby
1975 --	75 at Bing Crosby
1974 --	71 at Bing Crosby
1973 --	71 at Bing Crosby
1972 --	70 at Bing Crosby
1971 --	80 at Bing Crosby
1970 --	71 at Bing Crosby

### MOST TO MAKE 36-HOLE CUT:

1998 --	84 at MCI Classic
1997 --	88 at Quad City Classic
1996 --	103 at U.S. Open (10-stroke rule)
	88 at Buick Open
1995 --	103 at British Open (10-stroke rule)
	88 at Quad City Classic
1994 --	88 at Buick Southern Open
1993 --	90 at Buick Invitational
1992 --	85 at PGA
1991 --	84 at Hardee's
1990 --	88 at Buick Classic
1989 --	85 at Phoenix
1988 --	89 at Milwaukee
1987 --	87 at USF&G
1986 --	86 at Phoenix, Southern
1985 --	83 at Buick
1984 --	89 at LaJet
1983 --	87 at PGA
1982 --	90 at Texas
1981 --	91 at Hartford
1980 --	83 at Phoenix
1979 --	88 at Quad Cities
1978 --	85 at New Orleans
1977 --	86 at Doral-Eastern
1976 --	85 at Westchester
1975 --	86 at San Diego
1974 --	84 at B.C. Open
1973 --	90 at Phoenix
1972 --	86 at St. Louis
1971 --	88 at Hartford
1970 --	85 at Kaiser International, Sahara

### MOST TO MAKE 54-HOLE CUT:

1998 --	74 at Las Vegas Invitational
1997 --	77 at AT&T Pebble Beach
1996 --	79 at Las Vegas Invitational
1995 --	80 at Las Vegas Invitational
1994 --	77 at Walt Disney World
1993 --	82 at AT&T Pebble Beach
1992 --	82 at AT&T Pebble Beach
1991 --	80 at Walt Disney World
1990 --	86 at Las Vegas Invitational
1989 --	82 at Walt Disney World
1988 --	76 at AT&T Pebble Beach
1987 --	82 at AT&T Pebble Beach
1986 --	81 at Las Vegas Invitational
1985 --	74 at Walt Disney World
1984 --	83 at Walt Disney World
1983 --	80 at Walt Disney World

## PGA TOUR FACTS AND FIGURES (1970-98) ...continued

### MOST TO MAKE 54-HOLE CUT (cont'd.):

1982 -- 77 at Bing Crosby  
 1981 -- 77 at Bing Crosby  
 1980 -- 75 at Bing Crosby  
 1979 -- 78 at Bing Crosby  
 1978 -- 70 at Bing Crosby  
 1977 -- 73 at Bing Crosby  
 1976 -- 76 at Bing Crosby  
 1975 -- 72 at Bing Crosby  
 1974 -- 71 at Bing Crosby  
 1973 -- 71 at Bing Crosby  
 1972 -- 70 at Bing Crosby  
 1971 -- 80 at Bing Crosby  
 1970 -- 71 at Bing Crosby

### MOST TIED FOR LEAD, 18 HOLES:

1998 -- 5 at Doral-Ryder Open  
 1997 -- 7 at Greater Milwaukee Open  
 1996 -- 4 at MCI Classic, FedEx St. Jude Classic  
 1995 -- 5 at Buick Invitational of California  
 1994 -- 5 at Western, Deposit Guaranty, Federal Express St. Jude  
 1993 -- 7 at Phoenix  
 1992 -- 6 at Kmart Greater Greensboro  
 1991 -- 5 at USF&G  
 1990 -- 4 at Bob Hope Chrysler, Phoenix, USF&G  
 1989 -- 5 at Kmart Greater Greensboro  
 1988 -- 6 at Buick Open  
 1987 -- 7 at Western  
 1986 -- 6 at Shearson Lehman-Andy Williams  
 1985 -- 4 at Bob Hope, Isuzu Andy Williams, Hawaiian, Colonial  
 1984 -- 7 at Los Angeles  
 1983 -- 4 at Phoenix  
 1982 -- 5 at Greater Milwaukee  
 1981 -- 5 at Hawaiian  
 1980 -- 4 at Kemper  
 1979 -- 5 at Greater Greensboro, U.S. Open  
 1978 -- 7 at TPC  
 1977 -- 7 at U.S. Open  
 1976 -- 4 at Houston, Pensacola  
 1975 -- 6 at Tallahassee  
 1974 -- 5 at B.C. Open  
 1973 -- 6 at Southern  
 1972 -- 6 at U.S. Open  
 1971 -- 4 at Canadian, Greater Hartford  
 1970 -- 7 at Coral Springs

### MOST TIED FOR LEAD, 36 HOLES:

1998 -- 6 at National Car Rental Golf Classic at Walt Disney World Resort  
 1997 -- 3 at Las Vegas, B.C. Open, Greater Vancouver, MasterCard Colonial  
 1996 -- 5 at Greater Vancouver Open, Buick Challenge  
 1995 -- 5 at B.C. Open  
 1994 -- 4 at Northern Telecom  
 1993 -- 4 at Nissan Los Angeles, Deposit Guaranty, H-E-B Texas, Las Vegas  
 1992 -- 4 at Kemper  
 1991 -- 3 at Honda, Buick Classic  
 1990 -- 3 at Bob Hope Chrysler, AT&T Pebble Beach  
 1989 -- 4 at Kmart Greater Greensboro  
 1988 -- 6 at Honda  
 1987 -- 5 at Doral-Ryder  
 1986 -- 4 at Memorial  
 1985 -- 3 at Los Angeles, Doral-Eastern, Masters, St. Jude Memphis  
 1984 -- 3 at Los Angeles, Doral-Eastern, PGA  
 1983 -- 3 at MONY T of C, Miller High Life Quad Cities, Panasonic Las Vegas, Walt Disney World  
 1982 -- 6 at TPC  
 1981 -- 3 at Danny Thomas Memphis, Pleasant Valley  
 1980 -- 4 at Memorial, B.C. Open  
 1979 -- 3 at Hawaiian, Tallahassee  
 1978 -- 5 at Sea Pines Heritage  
 1977 -- 7 at Westchester  
 1976 -- 4 at Greater Greensboro, Pleasant Valley  
 1975 -- 6 at Sahara  
 1974 -- 4 at U.S. Open  
 1973 -- 6 at Liggett & Myers, Shrine Robinson

## PGA TOUR FACTS AND FIGURES (1970-98) ...continued

### MOST TIED FOR LEAD, 36 HOLES (cont'd.):

1972 -- 6 at U.S. Open  
 1971 -- 6 at National Airlines  
 1970 -- 3 at Colonial, Dow Jones

### MOST TIED FOR LEAD, 54 HOLES:

1998 -- 3 at Greater Greensboro Chrysler Classic, MasterCard Colonial, Canon GHO  
 1997 -- 4 at THE TOUR Championship  
 1996 -- 4 at Walt Disney World/Oldsmobile Classic  
 1995 -- 4 at MCI  
 1994 -- 3 at Northern Telecom, Phoenix, Shell Houston, Federal Express St. Jude, Las Vegas  
 1993 -- 4 at NEC World Series, H-E-B Texas  
 1992 -- 4 at GTE Byron Nelson  
 1991 -- 4 at Las Vegas  
 1990 -- 3 at Nestle, Buick Southern  
 1989 -- 3 at Manufacturers Hanover Westchester, Canon Greater Hartford, NEC World Series  
 1988 -- 4 at Provident, Centel  
 1987 -- 4 at Las Vegas  
 1986 -- 4 at Buick Open, Federal Express St. Jude  
 1985 -- 3 at Doral-Eastern, TPC, Houston, Pensacola  
 1984 -- 5 at Las Vegas  
 1983 -- 5 at Colonial  
 1982 -- 3 at Miller High-Life Quad Cities  
 1981 -- 3 at Memorial, Anheuser-Busch  
 1980 -- 3 at Doral-Eastern, World Series  
 1979 -- 3 at Glen Campbell Los Angeles  
 1978 -- 5 at First NBC New Orleans  
 1977 -- 3 at Kemper, Western  
 1976 -- 5 at IVB-Philadelphia  
 1975 -- 4 at San Antonio-Texas  
 1974 -- 4 at Glen Campbell Los Angeles, Houston, Southern  
 1973 -- 4 at U.S. Open  
 1972 -- 3 at Jackie Gleason's Inverrary, Greater Jacksonville, Liggett & Myers, Southern  
 1971 -- 5 at Andy Williams San Diego  
 1970 -- 4 at Greater Greensboro

### MOST CONSECUTIVE EVENTS IN THE MONEY:

1998 -- 53, Vijay Singh  
 1997 -- 46, Vijay Singh  
 1996 -- 24, Vijay Singh  
 1995 -- 14, Jay Haas  
 1994 -- 25, Fred Couples  
 1993 -- 25, Steve Elkington  
 1992 -- 19, Tom Kite  
 1991 -- 18, Fred Couples  
 1990 -- 17, Larry Mize  
 1989 -- 33, Tom Kite  
 1988 -- 15, Ben Crenshaw  
 1987 -- 19, Greg Norman  
 1986 -- 16, Gene Sauers  
 1985 -- 14, Tom Kite, Scott Hoch  
 1984 -- 21, Jack Nicklaus  
 1983 -- 26, Hale Irwin  
 1982 -- 53, Tom Kite  
 1981 -- 35, Tom Kite  
 1980 -- 28, Tom Watson  
 1979 -- 17, Hubert Green, Bill Rogers  
 1978 -- 86, Hale Irwin  
 1977 -- 54, Hale Irwin  
 1976 -- 105, Jack Nicklaus  
 1975 -- 91, Jack Nicklaus  
 1974 -- 74, Jack Nicklaus  
 1973 -- 56, Jack Nicklaus  
 1972 -- 37, Jack Nicklaus

### CONSECUTIVE YEARS WITH WIN:

1998 -- 6, Phil Mickelson (1993-98)  
 1997 -- 6, Greg Norman (1992-97)  
 1996 -- 5, Greg Norman (1992-96)  
 1995 -- 4, Ben Crenshaw, Lee Janzen, Greg Norman (1992-95)  
 1994 -- 5, Fred Couples (1990-94)  
 1993 -- 7, Paul Azinger (1987-93)  
 1992 -- 6, Paul Azinger (1987-92)  
 1991 -- 5, Paul Azinger (1987-91)  
 1990 -- 4, Paul Azinger (1987-90)

## PGA TOUR FACTS AND FIGURES (1970-98) ...continued

### CONSECUTIVE YEARS WITH WIN (cont'd.):

1989 --	7, Curtis Strange (1983-89)
1988 --	6, Curtis Strange (1983-88)
1987 --	7, Tom Kite (1981-87)
1986 --	6, Tom Kite (1981-86)
1985 --	5, Hale Irwin, Tom Kite (1981-85)
1984 --	4, Hale Irwin, Tom Kite (1981-84)
1983 --	4, Johnny Miller (1980-83)
1982 --	6, Bruce Lietzke, Tom Watson (1977-82)
1981 --	14, Lee Trevino (1968-81)
1980 --	13, Lee Trevino (1968-80)
1979 --	12, Lee Trevino (1968-79)
1978 --	17, Jack Nicklaus (1962-78)
1977 --	16, Jack Nicklaus (1962-77)
1976 --	15, Jack Nicklaus (1962-76)
1975 --	14, Jack Nicklaus (1962-75)
1974 --	13, Jack Nicklaus (1962-74)
1973 --	12, Jack Nicklaus (1962-73)
1972 --	11, Jack Nicklaus (1962-72)
1971 --	16, Billy Casper (1956-71)
1970 --	15, Billy Casper (1956-70)

### HOLES-IN-ONE BY YEAR:

1998 --	27	1983 --	21
1997 --	31	1982 --	25
1996 --	39	1981 --	17
1995 --	35	1980 --	20
1994 --	44	1979 --	25
1993 --	25	1978 --	33
1992 --	33	1977 --	16
1991 --	29	1976 --	16
1990 --	34	1975 --	17
1989 --	32	1974 --	17
1988 --	22	1973 --	26
1987 --	30	1972 --	24
1986 --	21	1971 --	10
1985 --	35	1970 --	15
1984 --	22		

### THREE EAGLES IN ONE ROUND:

1998 --	Brian Kamm, <u>Kemper Open</u>
1995 --	Tommy Tolles, <u>Bell Canadian</u> ; John Adams, <u>Buick Challenge</u>
1994 --	Davis Love, <u>Hawaiian</u> ; Dave Stockton, Jr., <u>Disney</u>
1992 --	Dan Forsman, <u>Honda</u> ; Don Pooley, <u>Texas</u>
1990 --	David Frost, <u>Las Vegas</u>
1981 --	Bruce Lietzke, <u>Hawaiian</u> ; Howard Twitty, <u>Pensacola</u>

### DOUBLE EAGLES:

1998 --	Woody Austin (TPC at Avenel #6), <u>Kemper Open</u>
1997 --	David Duval (Tucson National #2), <u>Tucson Chrysler Classic</u> ; Peter Teravainen (Muirfield Village #11), <u>Memorial Tournament</u>
1996 --	Guy Hill, <u>Bell Canadian Open</u> (Glen Abbey GC #18)
1995 --	Per-Ulrik Johansson, <u>PGA Championship</u> (Riviera CC #11); J.L. Lewis, <u>Milwaukee</u> (Brown Deer Park GC #4)
1994 --	Olin Browne, <u>Northern Telecom</u> (Tucson National #2); Jeff Maggert, <u>Masters</u> (Augusta National #13); Mike Donald, <u>Texas</u> (Oak Hills #15)
1993 --	Massy Kuramoto, <u>Deposit Guaranty</u> (Hattiesburg #3); Tom Sieckmann, <u>Kmart GGO</u> (Forest Oaks #9); Bobby Wadkins, <u>Memorial</u> (Muirfield Village #15); Darrell Kestner, <u>PGA</u> (Inverness #13)
1992 --	Mark O'Meara, <u>Bob Hope</u> (Indian Wells #18); Billy Andrade, <u>Las Vegas</u> (LVCC #2)
1991 --	Payne Stewart, <u>Pebble Beach</u> (Spyglass #7); Mark Brooks, <u>Kemper</u> (TPC Avenel #6); Lon Hinkle, <u>Anheuser-Busch</u> (Kingsmill #13); John Daly, <u>Western</u> (Cog Hill #5); Davis Love III, <u>World Series</u> (Firestone #2)
1990 --	Tom Pernice, <u>Phoenix</u> (TPC Scottsdale #15); Gary Koch, <u>Anheuser-Busch</u> (Kingsmill #3); Steve Pate, Jim Gallagher, Jr., <u>International</u> (Castle Pines #17); Greg Bruckner, <u>Southern</u> (Green Island #18)
1989 --	Bill Britton, <u>Anheuser-Busch</u> (Kingsmill #3)
1988 --	Mike Reid, <u>Los Angeles</u> (Riviera #1); Jim Booros, <u>Provident</u> (Valleybrook #17)
1987 --	David Edwards, <u>Andy Williams</u> (Torrey Pines South #17); Dan Halldorson, <u>Provident</u> (Valleybrook #8)
1986 --	Mike Hulbert, <u>Pebble Beach</u> (Cypress Point #10)
1985 --	T.C. Chen, <u>U.S. Open</u> (Oakland Hills #2)
1984 --	Hal Sutton, <u>Byron Nelson</u> (Las Colinas #7); John Adams, <u>Canadian</u> (Glen Abbey #16)
1983 --	NONE
1982 --	Bob Gilder, <u>Westchester</u> (Westchester #18); Pat McGowan, <u>Walt Disney</u> (Palm Course #1)
1981 --	Jim Thorpe, <u>LaJet</u> (Fairway Oaks)
1980 --	Bruce Lietzke, <u>Inverrary</u> (Inverrary); Fred Marti, <u>Milwaukee</u> (Tuckaway); Stanton Altgelt, <u>IVB</u> (Whitemarsh Valley)

## PGA TOUR FACTS AND FIGURES (1970-98) ...continued

### DOUBLE EAGLES (cont'd.):

1979 --	Rik Massengale, <u>Tucson</u> (Randolph North); Bob Murphy, <u>Tallahassee</u> (Killearn)
1978 --	Terry Mauney, <u>Hawaiian</u> (Waialae); George Burns, <u>Colonial</u> (Colonial); Jim Nelford, Tommy Valentine, <u>Atlanta</u> (Atlanta CC)
1977 --	Joe Inman, <u>Bob Hope</u> (La Quinta)
1976 --	Lyn Lott, <u>World</u> (Pinehurst No. 2 #16)
1975 --	Lee Elder, <u>Greensboro</u> (Sedgefield); Miller Barber, <u>Canadian</u> (Royal Montreal)
1974 --	George Knudson, <u>Bob Hope</u> (Indian Wells); Larry Wise, <u>Greensboro</u> (Sedgefield)
1973 --	Jerry Heard, <u>Milwaukee</u> (Tuckaway)
1972 --	Bob Murphy, <u>Bing Crosby</u> (Pebble Beach #2); Roy Pace, <u>Houston</u> (Westwood #13)
1971 --	Rod Curl, <u>Greensboro</u> (Sedgefield); Larry Ziegler, <u>Westchester</u> (Westchester)
1970 --	Rod Curl, <u>Memphis</u> (Colonial); Mike Hill, <u>AVCO</u> (Pleasant Valley)

### LONGEST BIRDIE STREAK:

1997 --	6	David Toms, <u>Masters Tournament</u>
1997 --	6	John Cook, <u>Bob Hope Chrysler Classic</u> ; Don Pooley, <u>Bob Hope Chrysler Classic</u> ; Brian Claar, <u>United Airlines Hawaiian Open</u> ; Glen Day, <u>MCI Classic</u> ; David Ogren, <u>MasterCard Colonial</u> ; David Sutherland, <u>B.C. Open</u>
1996 --	7	Greg Norman, <u>Mercedes Championships</u> ; Kirk Triplett, <u>Buick Invitational</u>
1995 --	7	Jay Delsing, <u>FedEx St. Jude Classic</u>
1994 --	7	Keith Clearwater, <u>Colonial</u>
1992 --	6	Gil Morgan, <u>Bob Hope</u> ; Ed Fiori, <u>Phoenix</u> ; Mark Calcavecchia, <u>Masters</u> ; Fred Funk, <u>Houston</u> ; Tom Kite, <u>BellSouth</u> ; Andy Dillard, <u>U.S. Open</u> ; Andy Bean, <u>Chattanooga</u>
1991 --	6	Mark Lye, <u>Phoenix</u> ; Bill Sander, <u>Shearson Lehman</u> ; Mark Brooks, <u>Kmart GGO</u> ; Karl Kimball, <u>Milwaukee</u> ; Chip Beck, <u>Las Vegas</u>
1990 --	7	Steve Elkington, <u>Bob Hope</u> ; Scott Verplank, <u>Milwaukee</u>
1989 --	7	Wayne Grady, <u>Shearson Lehman</u>
1988 --	7	Nick Faldo, <u>T of C</u>
1987 --	8	Dewey Arnette, <u>Buick</u>
1986 --	6	Doug Tewell, <u>Los Angeles</u> ; Don Pooley, <u>USF&amp;G</u> ; Dave Rummells, <u>TPC</u> ; Jack Nicklaus, <u>Memorial</u> ; Kenny Knox, <u>Buick</u> ; Mark Calcavecchia, <u>Milwaukee</u>
1985 --	7	Hubert Green, <u>Western</u>
1984 --	7	Tommy Valentine, <u>Atlanta</u> ; Mike McCullough, <u>Canadian</u> ; Rod Nuckolls, <u>Buick</u>
1983 --	6	Bill Kratzert, <u>Los Angeles</u> ; Mike Sullivan, David Graham, <u>Buick</u>
1982 --	7	Scott Hoch, <u>Bob Hope</u>
1981 --	6	Tom Kite, <u>Pensacola</u>
1980 --	7	George Burns, <u>Westchester</u> ; John Fought, <u>Buick</u>
1979 --	7	John Mahaffey, <u>Bob Hope</u>
1978 --	6	Bob Gilder, <u>Doral-Eastern</u>
1977 --	7	Bobby Walzel, <u>Pensacola</u>
1976 --	8	Fuzzy Zoeller, <u>Quad Cities</u>
1975 --	6	Johnny Miller, <u>Masters</u>
1974 --	6	Gary McCord, <u>Bing Crosby</u> ; Mike McCullough, <u>Bob Hope</u> ; Ben Crenshaw, <u>San Diego</u>
1973 --	6	Dan Sikes, <u>Westchester</u> ; Hale Irwin, <u>World Open</u>
1972 --	7	Bert Yancey, <u>Walt Disney</u>
1971 --	6	Gibby Gilbert, <u>Westchester</u>
1970 --	6	Frank Beard, <u>T of C</u> ; Wilf Homenuik, <u>Azalea</u>

### LONGEST BIRDIE/EAGLE STREAK (5 or more):

1998 --	5	John Daly (B-B-B-B-E), J.L. Lewis (B-B-E-B-B), <u>Bob Hope Chrysler Classic</u> ; Donnie Hammond (B-B-B-B-E), Vijay Singh (B-E-B-B-B), <u>Canon Greater Hartford Open</u> ; Clarence Rose (E-B-B-B-B), <u>B.C. Open</u>
1997 --	6	Andrew Magee (B-B-B-B-E-B), <u>Bob Hope Chrysler Classic</u> ; Tom Purtzer (B-B-B-E-B-B), <u>Sprint International</u>
1996 --	5	Grant Waite (E,B,E,B,B), <u>Phoenix Open</u> ; Neal Lancaster (B,E,B,B,B), <u>U.S. Open</u> ; Steve Stricker (B,E,B,B,B), <u>Motorola Western Open</u>
1995 --	5	Keith Fergus (B,B,B,B,E), <u>Hawaiian</u> ; Ben Crenshaw (B,E,B,B,B), <u>Phoenix</u>
1994 --	5	Ken Green, <u>Phoenix</u> (B,E,B,E,B)
1993 --	5	Rick Fehr, <u>Bob Hope</u> (B,E,B,B,B)
1992 --	5	Chris Tucker, <u>Federal Express</u> (B,E,B,B,B); Lee Janzen, <u>Disney</u> , (E,B,B,B,B)
1991 --	6	Robert Gamez, <u>Milwaukee</u> (B,B,B,E,B,B)
1990 --	6	David Frost, <u>Tucson</u> (B,B,B,B,B,E)
1989 --	7	Webb Heintzelman, <u>Las Vegas</u> (B,B,B,B,B,E,B)
1988 --	5	Raymond Floyd, <u>Bob Hope</u> (E,B,B,B,B); Denis Watson, <u>Hartford</u> (B,E,B,B,B)
1983 --	6	Craig Stadler, <u>Buick</u> (B,B,E,B,B,B)
1977 --	7	Al Geiberger, <u>Memphis</u> (B,B,B,B,E,B)
1975 --	5	Bob Mitchell, <u>Memphis</u> (B,B,B,B,E)

### BEST COME-FROM-BEHIND, FINAL-ROUND WIN:

1998 --	8 strokes, Scott Simpson, <u>Buick Invitational</u> (Ties PGA TOUR Record)
1997 --	5 strokes, Frank Nobilo, <u>Greater Greensboro Chrysler Classic</u> ; Justin Leonard, <u>Kemper Open</u> ; Justin Leonard, <u>British Open</u>
1996 --	6 strokes, Nick Faldo, <u>Masters Tournament</u>
1995 --	7 strokes, Jim Gallagher, Jr., <u>Kmart GGO</u> ; Payne Stewart, <u>Shell Houston Open</u>



## PGA TOUR FACTS AND FIGURES (1970-98) ...continued

### BEST COME-FROM-BEHIND, FINAL-ROUND WIN (cont'd.):

1994 --	7 strokes, Nick Price, <u>Colonial</u>
1993 --	5 strokes, Vijay Singh, <u>Buick Classic</u>
1992 --	5 strokes, Lanny Wadkins, <u>Canon GHO</u> ; David Edwards, <u>Memorial</u> ; Mark Carnevale, <u>Chattanooga</u>
1991 --	7 strokes, Mark Brooks, <u>Kmart GGO</u> ; Fultor Allem, <u>IIAQ</u>
1990 --	8 strokes, Chip Beck, <u>Buick Open</u>
1989 --	7 strokes, Mike Sullivan, <u>IIAQ</u>
1988 --	7 strokes, Sandy Lyle, <u>Phoenix</u>
1987 --	6 strokes, Corey Pavin, <u>Hawaiian</u> ; Larry Nelson, <u>Walt Disney</u>
1986 --	7 strokes, Tom Kite, <u>Western</u>
1985 --	8 strokes, Hal Sutton, <u>Memphis</u>
1984 --	7 strokes, Ronnie Black, <u>Anheuser-Busch</u>
1983 --	8 strokes, Mark Lye, <u>Bank of Boston</u>
1982 --	6 strokes, Tom Kite, <u>Bay Hill</u>
1981 --	6 strokes, Raymond Floyd, <u>TPC</u>
1980 --	6 strokes, Peter Jacobsen, <u>Buick</u>
1979 --	6 strokes, Raymond Floyd, <u>Greensboro</u> ; Lou Graham, <u>IVB</u> ; Fuzzy Zoeller, <u>Masters</u>
1978 --	7 strokes, Gary Player, <u>Masters</u> , <u>T of C</u> ; John Mahaffey, <u>PGA</u>
1977 --	6 strokes, Lanny Wadkins, <u>PGA</u> ; Miller Barber, <u>Anheuser-Busch</u>
1976 --	5 strokes, Al Geiberger, <u>Western</u>
1975 --	7 strokes, Roger Maltbie, <u>Quad Cities</u>
1974 --	6 strokes, Tom Watson, <u>Western</u>
1973 --	6 strokes, Johnny Miller, <u>U.S. Open</u>
1972 --	5 strokes, Grier Jones, <u>Hawaiian</u>
1971 --	5 strokes, Gene Littler, <u>Colonial</u>
1970 --	7 strokes, Pete Brown, <u>San Diego</u>

### THREE OR MORE VICTORIES:

1998 --	4	David Duval, <u>Tucson Chrysler Classic</u> , <u>Shell Houston Open</u> , <u>NEC World Series of Golf</u> , <u>Michelob Championship at Kingsmill</u>
1997 --	4	Tiger Woods, <u>Mercedes Championships</u> , <u>Masters</u> , <u>GTE Byron Nelson</u> , <u>Motorola Western Open</u>
	3	David Duval, <u>Michelob</u> , <u>Walt Disney World/Oldsmobile</u> , <u>THE TOUR Championship</u>
1996 --	4	Phil Mickelson, <u>Nortel Open</u> , <u>Phoenix Open</u> , <u>GTE Byron Nelson Classic</u> , <u>NEC World Series of Golf</u>
	3	Mark Brooks, <u>Bob Hope Chrysler Classic</u> , <u>Shell Houston Open</u> , <u>PGA Championship</u>
1995 --	3	Lee Janzen, <u>PLAYERS</u> , <u>Kemper</u> , <u>Sprint</u> ; Greg Norman, <u>Memorial</u> , <u>Hartford</u> , <u>NEC WSOG</u>
1994 --	5	Nick Price, <u>Honda</u> , <u>Colonial</u> , <u>Western</u> , <u>PGA</u> , <u>Canadian</u>
	3	Mark McCumber, <u>Anheuser-Busch</u> , <u>Hardee's</u> , <u>TOUR Championship</u>
1993 --	4	Nick Price, <u>PLAYERS</u> , <u>Canon GHO</u> , <u>Western</u> , <u>Federal Express</u>
	3	Paul Azinger, <u>Memorial</u> , <u>New England</u> , <u>PGA</u>
1992 --	3	Fred Couples, <u>Los Angeles</u> , <u>Nestle</u> , <u>Masters</u> ; Davis Love III, <u>PLAYERS</u> , <u>MCI</u> , <u>Kmart GGO</u> ; John Cook, <u>Bob Hope</u> , <u>Hawaiian</u> , <u>Las Vegas</u>
1991 --	NONE	
1990 --	4	Wayne Levi, <u>Atlanta</u> , <u>Western</u> , <u>Canon GHO</u> , <u>Canadian</u>
1989 --	3	Tom Kite, <u>Nestle</u> , <u>PLAYERS</u> , <u>Nabisco</u>
1988 --	4	Curtis Strange, <u>Houston</u> , <u>Memorial</u> , <u>U.S. Open</u> , <u>Nabisco</u>
	3	Sandy Lyle, <u>Phoenix</u> , <u>Greensboro</u> , <u>Masters</u>
1987 --	3	Curtis Strange, <u>Canadian</u> , <u>St. Jude</u> , <u>World Series</u> ; Paul Azinger, <u>Phoenix</u> , <u>Las Vegas</u> , <u>Hartford</u>
1986 --	4	Bob Tway, <u>Andy Williams</u> , <u>Westchester</u> , <u>Atlanta</u> , <u>PGA</u>
	3	Fuzzy Zoeller, <u>Pebble Beach</u> , <u>Heritage</u> , <u>Anheuser-Busch</u>
1985 --	3	Curtis Strange, <u>Honda</u> , <u>Las Vegas</u> , <u>Canadian</u> ; Lanny Wadkins, <u>Bob Hope</u> , <u>Los Angeles</u> , <u>Disney</u>
1984 --	3	Tom Watson, <u>Tucson Match Play</u> , <u>T of C</u> , <u>Western</u> ; Denis Watson, <u>Buick</u> , <u>World Series</u> , <u>Las Vegas</u>
1983 --	NONE	
1982 --	4	Calvin Peete, <u>Milwaukee</u> , <u>Anheuser-Busch</u> , <u>B.C. Open</u> , <u>Pensacola</u> ; Craig Stadler, <u>Tucson</u> , <u>Masters</u> , <u>Kemper</u> , <u>World Series</u>
	3	Tom Watson, <u>Los Angeles</u> , <u>Heritage</u> , <u>U.S. Open</u> ; Raymond Floyd, <u>Memorial</u> , <u>Memphis</u> , <u>PGA</u> ; Lanny Wadkins, <u>Phoenix</u> , <u>T of C</u> , <u>Buick</u> ; Bob Gilder, <u>Byron Nelson</u> , <u>Westchester</u> , <u>Bank of Boston</u>
1981 --	3	Bruce Lietzke, <u>Bob Hope</u> , <u>San Diego</u> , <u>Byron Nelson</u> ; Tom Watson, <u>Masters</u> , <u>New Orleans</u> , <u>Atlanta</u> ; Raymond Floyd, <u>Doral-Eastern</u> , <u>TPC</u> , <u>Westchester</u> ; Bill Rogers, <u>Heritage</u> , <u>World Series</u> , <u>Texas</u>
1980 --	6	Tom Watson, <u>San Diego</u> , <u>Los Angeles</u> , <u>T of C</u> , <u>New Orleans</u> , <u>Byron Nelson</u> , <u>World Series</u>
	3	Lee Trevino, <u>TPC</u> , <u>Memphis</u> , <u>Texas</u>
1979 --	5	Tom Watson, <u>Heritage</u> , <u>T of C</u> , <u>Byron Nelson</u> , <u>Memorial</u> , <u>Hall of Fame</u>
	3	Lou Graham, <u>IVB</u> , <u>American Optical</u> , <u>Texas</u>
1978 --	5	Tom Watson, <u>Tucson</u> , <u>Bing Crosby</u> , <u>Byron Nelson</u> , <u>Hall of Fame</u> , <u>Anheuser-Busch</u>
	3	Gary Player, <u>Masters</u> , <u>T of C</u> , <u>Houston</u> ; Andy Bean, <u>Kemper</u> , <u>Memphis</u> , <u>Western</u> ; Jack Nicklaus, <u>Inverrary</u> , <u>TPC</u> , <u>IVB</u>
1977 --	4	Tom Watson, <u>Pebble Beach</u> , <u>San Diego</u> , <u>Masters</u> , <u>Western</u>
	3	Jack Nicklaus, <u>Inverrary</u> , <u>T of C</u> , <u>Memorial</u> ; Hale Irwin, <u>Atlanta</u> , <u>Hall of Fame</u> , <u>Texas</u>
1976 --	3	Hubert Green, <u>Doral-Eastern</u> , <u>Jacksonville</u> , <u>Heritage</u> ; Ben Crenshaw, <u>Pebble Beach</u> , <u>Hawaiian</u> , <u>Ohio Kings Island</u>
1975 --	5	Jack Nicklaus, <u>Doral-Eastern</u> , <u>Heritage</u> , <u>Masters</u> , <u>PGA</u> , <u>World</u>
	4	Johnny Miller, <u>Tucson</u> , <u>Phoenix</u> , <u>Bob Hope</u> , <u>Kaiser International</u>
	3	Gene Littler, <u>Bing Crosby</u> , <u>Memphis</u> , <u>Westchester</u>

## PGA TOUR FACTS AND FIGURES (1970-98) ...continued

### THREE OR MORE VICTORIES (cont'd.):

1974 --	8	Johnny Miller, <u>Bing Crosby</u> , <u>Phoenix</u> , <u>Tucson</u> , <u>Heritage</u> , <u>T of C</u> , <u>Westchester</u> , <u>World</u> , <u>Kaiser International</u>
	3	Hubert Green, <u>Bob Hope</u> , <u>Jacksonville</u> , <u>IVB</u> ; Dave Stockton, <u>Los Angeles</u> , <u>Quad Cities</u> , <u>Hartford</u>
1973 --	7	Jack Nicklaus, <u>Bing Crosby</u> , <u>New Orleans</u> , <u>T of C</u> , <u>Atlanta</u> , <u>PGA</u> , <u>Ohio Kings Island</u> , <u>Walt Disney</u>
	4	Tom Weiskopf, <u>Colonial</u> , <u>Kemper</u> , <u>IVB</u> , <u>Canadian</u> ; Bruce Crampton, <u>Phoenix</u> , <u>Tucson</u> , <u>Houston</u> , <u>American Classic</u>
1972 --	7	Jack Nicklaus, <u>Bing Crosby</u> , <u>Doral-Eastern</u> , <u>Masters</u> , <u>U.S. Open</u> , <u>Westchester</u> , <u>Match Play</u> , <u>Walt Disney</u>
	3	Lee Trevino, <u>Memphis</u> , <u>Hartford</u> , <u>St. Louis</u>
1971 --	5	Lee Trevino, <u>Tallahassee</u> , <u>Memphis</u> , <u>U.S. Open</u> , <u>Canadian</u> , <u>Sahara</u>
	4	Jack Nicklaus, <u>PGA</u> , <u>T of C</u> , <u>Byron Nelson</u> , <u>Walt Disney</u>
	3	Arnold Palmer, <u>Bob Hope</u> , <u>Florida Citrus</u> , <u>Westchester</u>
1970 --	4	Billy Casper, <u>Los Angeles</u> , <u>Masters</u> , <u>IVB</u> , <u>AVCO</u>

### WIRE-TO-WIRE WINNERS (no ties):

1998 --	NONE
1997 --	Steve Jones, <u>Phoenix Open</u> ; Steve Elkington, <u>THE PLAYERS Championship</u> ; Nick Price, <u>MCI Classic</u> ; Ernie Els, <u>Buick Classic</u>
1996 --	Tim Herron, <u>Honda Classic</u> ; Ernie Els, <u>Buick Classic</u> ; Scott Hoch, <u>Michelob Championship at Kingsmill</u>
1995 --	NONE
1994 --	Greg Norman, <u>PLAYERS</u> ; Mike Springer, <u>Kmart GGO</u> ; Bob Estes, <u>Texas</u>
1993 --	Howard Twitty, <u>Hawaiian</u> ; Nick Price, <u>Western</u>
1992 --	Fred Couples, <u>Nestle</u> ; David Frost, <u>Hardee's</u>
1991 --	NONE
1990 --	Jose Maria Olazabal, <u>World Series</u> ; Tim Simpson, <u>Disney</u>
1989 --	Ian Baker-Finch, <u>Colonial</u>
1988 --	Steve Pate, <u>T of C</u> ; Larry Nelson, <u>Atlanta</u> ; Bob Lohr, <u>Disney</u> ; Curtis Strange, <u>Nabisco</u>
1987 --	Joey Sindelar, <u>B.C. Open</u> ; Tom Watson, <u>Nabisco</u>
1986 --	NONE
1985 --	Tom Kite, <u>T of C</u>
1984 --	Greg Norman, <u>Kemper</u>
1983 --	Hal Sutton, <u>PGA</u> ; Nick Price, <u>World Series</u>
1982 --	Bob Gilder, <u>Westchester</u> ; Ray Floyd, <u>PGA</u> ; Tim Norris, <u>Hartford</u>
1981 --	NONE
1980 --	Tom Watson, <u>T of C</u> , <u>Byron Nelson</u> ; Bruce Lietzke, <u>Colonial</u> ; Scott Hoch, <u>Quad Cities</u>
1979 --	Bruce Lietzke, <u>Tucson</u> ; Tom Watson, <u>Heritage</u> , <u>T of C</u>
1978 --	Tom Watson, <u>Tucson</u>
1977 --	Rik Massengale, <u>Bob Hope</u> ; Andy Bean, <u>Doral-Eastern</u> ; Lee Trevino, <u>Canadian</u> ; Jerry Pate, <u>Southern</u>
1976 --	Raymond Floyd, <u>Masters</u> ; Mark Hayes, <u>Byron Nelson</u>
1975 --	Johnny Miller, <u>Tucson</u> ; Tom Weiskopf, <u>Greensboro</u> ; Al Geiberger, <u>TPC</u>
1974 --	Johnny Miller, <u>Tucson</u> , <u>Heritage</u> ; Allen Miller, <u>Tallahassee</u> ; Ed Sneed, <u>Milwaukee</u>
1973 --	Lee Trevino, <u>Doral-Eastern</u> ; Romero Blancas, <u>Monsanto</u>
1972 --	Jack Nicklaus, <u>Masters</u> ; Dave Hill, <u>Monsanto</u>
1971 --	Jack Nicklaus, <u>PGA</u> ; Arnold Palmer, <u>Westchester</u>
1970 --	Tony Jacklin, <u>U.S. Open</u>

## PGA TOUR VICTORIES BY NIKE TOUR ALUMNI

When Chris Perry won the B.C. Open last September, he became the 30th former NIKE TOUR player to win on the PGA TOUR. John Daly started the trend when, after being a member of the inaugural NIKE TOUR (then called the Ben Hogan Tour) in 1990, he won the 1991 PGA Championship as a PGA TOUR rookie. Since then, NIKE TOUR alumni have won 53 official PGA TOUR events, including 13 times last year.

### VICTORIES BY PLAYER

#### SEVEN PGA TOUR VICTORIES

**David Duval** — 1993-94

- 1997 Michelob Championship at Kingsmill
- 1997 Walt Disney World/Oldsmobile Classic
- 1997 THE TOUR Championship
- 1998 Tucson Chrysler Classic
- 1998 Shell Houston Open
- 1998 NEC World Series of Golf
- 1998 Michelob Championship at Kingsmill

#### SIX PGA TOUR VICTORIES

**Ernie Els** — 1991

- 1994 U.S. Open
- 1995 GTE Byron Nelson Classic
- 1996 Buick Classic
- 1997 U.S. Open
- 1997 Buick Classic
- 1998 Bay Hill Invitational

#### FOUR PGA TOUR VICTORIES

**John Daly** — 1990

- 1990 PGA Championship
- 1992 B.C. Open
- 1994 BellSouth Classic
- 1995 British Open

**Tom Lehman** — 1990-91

- 1994 Memorial Tournament
- 1995 Colonial National Invitation
- 1996 British Open
- 1996 THE TOUR Championship

#### THREE PGA TOUR VICTORIES

**Jim Furyk** — 1993-94

- 1995 Las Vegas Invitational
- 1995 Lincoln-Mercury Kapalua International (unofficial)
- 1996 United Airlines Hawaiian Open
- 1998 Las Vegas Invitational

#### TWO PGA TOUR VICTORIES

**Stuart Appleby** — 1995

- 1997 Honda Classic
- 1998 Kemper Open

**Tim Herron** — 1995

- 1996 Honda Classic
- 1997 LaCantera Texas Open

**Mike Springer** — 1990-91, 1993, 1997

- 1993 JCPenney Classic (unofficial)
- 1994 Kmart Greater Greensboro Open
- 1994 Greater Milwaukee Open

**Paul Stankowski** — 1996

- 1996 BellSouth Classic
- 1996 Lincoln-Mercury Kapalua International (unofficial)
- 1997 United Airlines Hawaiian Open

#### ONE PGA TOUR VICTORY

**Woody Austin** — 1994, 1998

- 1995 Buick Open

**Guy Boros** — 1993

- 1996 Greater Vancouver Open

**Olin Browne** — 1990-91, 1993-95

- 1998 Canon Greater Hartford Open

**Brandel Chamblee** — 1990

- 1998 Greater Vancouver Open

**Stewart Cink** — 1996

- 1997 Canon Greater Hartford Open

**Trevor Dodds** — 1992, 1997

- 1998 Greater Greensboro Chrysler Classic

**Joe Durant** — 1991, 1994-96

- 1998 Motorola Western Open

**Paul Goydos** — 1991-93

- 1996 Bay Hill Invitational

**J.P. Hayes** — 1993-94, 1996

- 1998 Buick Classic

**Mike Heinen** — 1993

- 1994 Shell Houston Open

**Brian Henninger** — 1991-92, 1994

- 1994 Deposit Guaranty Golf Classic

**Greg Kraft** — 1990-91

- 1993 Deposit Guaranty Golf Classic (unofficial)

**Steve Lowery** — 1992

- 1994 Sprint International

**Jeff Maggert** — 1990

- 1993 Walt Disney World/Oldsmobile Classic

**Jim McGovern** — 1990

- 1993 Shell Houston Open

**John Morse** — 1993-94

- 1995 United Airlines Hawaiian Open

**Chris Perry** — 1994

- 1998 B.C. Open

**Clarence Rose** — 1995

- 1996 Sprint International

**Mike Standly** — 1990

- 1993 Freeport-McMoRan Classic

**David Toms** — 1990, 1995

- 1997 Quad City Classic


**Ted Tryba** — 1991-92

- 1995 Anheuser-Busch Golf Classic

**Willie Wood** — 1996

- 1996 Deposit Guaranty Golf Classic

Phil Mickelson began the year with his second Mercedes Championships victory, then earned his second title of the 1998 season and the 13th of his PGA TOUR career at the weather-delayed AT&T Pebble Beach National Pro-Am.



1998 PGA TOUR AWARDS

SECTION 7

## PGA TOUR AWARDS

The PGA TOUR's major awards for 1998 were presented Nov. 20 at the first PGA TOUR Awards Luncheon held at World Golf Village. Mark O'Meara was honored as the Jack Nicklaus PGA TOUR Player of the Year, Steve Flesch was named PGA TOUR Rookie of the Year and Scott Verplank received the PGA TOUR Comeback Player Award. Among other awards that were presented, Sam Snead was honored with the fourth PGA TOUR Lifetime Achievement Award.

Listed below are the yearly recipients of each award.

### JACK NICKLAUS AWARD

Awarded annually to the PGA TOUR Player of the Year based on the balloting of the membership.

1990 .....	Wayne Levi	1994 .....	Nick Price
1991 .....	Fred Couples	1995 .....	Greg Norman
1992 .....	Fred Couples	1996 .....	Tom Lehman
1993 .....	Nick Price	1997 .....	Tiger Woods
		1998 .....	Mark O'Meara

### ARNOLD PALMER AWARD

Awarded annually to the PGA TOUR's leading money-winner.

1981	Tom Kite .....	\$ 375,699	1990	Greg Norman .....	\$1,165,477
1982	Craig Stadler .....	\$ 446,462	1991	Corey Pavin .....	\$ 979,430
1983	Hal Sutton .....	\$ 426,668	1992	Fred Couples .....	\$1,344,188
1984	Tom Watson .....	\$ 476,260	1993	Nick Price .....	\$1,478,557
1985	Curtis Strange .....	\$ 542,321	1994	Nick Price .....	\$1,499,927
1986	Greg Norman .....	\$ 653,296	1995	Greg Norman .....	\$1,654,959
1987	Curtis Strange .....	\$ 925,941	1996	Tom Lehman .....	\$1,780,159
1988	Curtis Strange .....	\$1,147,644	1997	Tiger Woods .....	\$2,066,833
1989	Tom Kite .....	\$1,395,278	1998	David Duval .....	\$2,591,031

### BYRON NELSON AWARD

The Byron Nelson Award is based on each player's adjusted scoring average. The adjusted score is computed from the average score of the field at each tournament. As a result, a player's score may be higher or lower than his actual score. Actual scoring average was used to determine the scoring leader prior to 1988.

In order to qualify for the Byron Nelson Award, a player must compete in a minimum of 50 official rounds on the PGA TOUR.

The Byron Nelson Award also has been given each year since 1983 to the scoring leader on the SENIOR PGA TOUR.

1980	Lee Trevino .....	69.73	1989	Payne Stewart .....	*69.485
1981	Tom Kite .....	69.80	1990	Greg Norman .....	69.10
1982	Tom Kite .....	70.21	1991	Fred Couples .....	69.59
1983	Raymond Floyd .....	70.61	1992	Fred Couples .....	69.38
1984	Calvin Peete .....	70.56	1993	Greg Norman .....	68.90
1985	Don Pooley .....	70.36	1994	Greg Norman .....	68.81
1986	Scott Hoch .....	70.08	1995	Greg Norman .....	69.06
1987	David Frost .....	70.09	1996	Tom Lehman .....	69.32
1988	Greg Norman .....	69.38	1997	Nick Price .....	68.98
			1998	David Duval .....	69.13

\*Had to be carried a decimal further to determine winner



## PGA TOUR ROOKIE OF THE YEAR

1990 .....	Robert Gamez	1994 .....	Ernie Els
1991 .....	John Daly	1995 .....	Woody Austin
1992 .....	Mark Carnevale	1996 .....	Tiger Woods
1993 .....	Vijay Singh	1997 .....	Stewart Cink
		1998 .....	Steve Flesch

## PGA TOUR COMEBACK PLAYER OF THE YEAR

1991 .....	Bruce Fleisher, D.A. Weibring	1995 .....	Bob Tway
1992 .....	John Cook	1996 .....	Steve Jones
1993 .....	Howard Twitty	1997 .....	Bill Glasston
1994 .....	Hal Sutton	1998 .....	Scott Verplank

## PGA TOUR LIFETIME ACHIEVEMENT AWARD

The PGA TOUR Lifetime Achievement Award honors individuals "who have made outstanding contributions to the PGA TOUR over an extended period of time through their performances on the golf course as well as (through) their actions off the course in serving as ambassadors of the game."

The first PGA TOUR Lifetime Achievement Award was presented to "The Squire," Gene Sarazen, at the 1996 PGA TOUR Awards Dinner at La Costa Resort and Spa in Carlsbad, CA. Subsequent honorees have been Byron Nelson, Arnold Palmer and Sam Snead.

## PGA TOUR PLAYERS OF THE MONTH

A PGA TOUR Player of the Month is selected from January through October by a five-member media panel. The monthly winners receive special medals commemorating their selection.

1994		1996		1998	
January .....	Phil Mickelson	January .....	Phil Mickelson	January .....	Phil Mickelson
February .....	Corey Pavin	February .....	Scott Simpson	February .....	John Huston
March .....	Greg Norman	March .....	Tim Herron	March .....	Justin Leonard
April .....	Hale Irwin	April .....	Nick Faldo	April .....	Mark O'Meara
May .....	Tom Lehman	May .....	Corey Pavin	May .....	Fred Couples
June .....	Ernie Els	June .....	Steve Jones	June .....	Lee Janzen
July .....	Nick Price	July .....	Tom Lehman	July .....	Mark O'Meara
August .....	Nick Price	August .....	Mark Brooks	August .....	Vijay Singh
September .....	Mark McCumber	September .....	Fred Funk	September .....	Billy Andrade
October .....	Mark McCumber	October .....	Tom Lehman	October .....	Hal Sutton
1995		1997			
January .....	Phil Mickelson	January .....	Tiger Woods		
February .....	Peter Jacobsen	February .....	Paul Stankowski		
March .....	Nick Faldo	March .....	Steve Elkington		
April .....	Davis Love III	April .....	Tiger Woods		
May .....	Ernie Els	May .....	Tiger Woods		
June .....	Greg Norman	June .....	Ernie Els		
July .....	John Daly	July .....	Justin Leonard		
August .....	Steve Elkington	August .....	Davis Love III		
September .....	Hal Sutton	September .....	Steve Jones		
October .....	Billy Mayfair	October .....	David Duval		

### Multiple Winners

Steve Elkington .....	August 1995, March 1997
Ernie Els .....	June 1994, May 1995, June 1997
Nick Faldo .....	March 1995, April 1996
Steve Jones .....	June 1996, September 1997
Tom Lehman .....	May 1994, July 1996, October 1996
Justin Leonard .....	July 1997, March 1998
Davis Love III .....	April 1995, August 1997
Mark McCumber .....	September 1994, October 1994
Phil Mickelson .....	January 1994, January 1995, January 1996, January 1998
Greg Norman .....	March 1994, June 1995
Mark O'Meara .....	April 1998, July 1998
Corey Pavin .....	February 1994, May 1996
Nick Price .....	July 1994, August 1994
Hal Sutton .....	September 1995, October 1998
Tiger Woods .....	January 1997, April 1997, May 1997

## OTHER AWARDS WON BY PGA TOUR GOLFERS

### SPORTING NEWS MAN OF THE YEAR

1971 ..... Lee Trevino

### SPORTS ILLUSTRATED SPORTSMAN OF THE YEAR

1960 ..... Arnold Palmer

1964 ..... Ken Venturi

1971 ..... Lee Trevino

1978 ..... Jack Nicklaus

1996 ..... Tiger Woods

### ASSOCIATED PRESS MALE ATHLETE OF THE YEAR

1932 ..... Gene Sarazen

1944 ..... Byron Nelson

1945 ..... Byron Nelson

1953 ..... Ben Hogan

1971 ..... Lee Trevino

1997 ..... Tiger Woods

## PGA TOUR CHARITY OF THE YEAR AWARD

The PGA TOUR Charity of the Year Award was started in 1987. Charities are nominated by the PGA TOUR Tournaments Association (PGATTA) and voted on by the PGA TOUR Policy Board.

Year	Charity	Tournament
1987	Egleston Hospital for Children	BellSouth Classic
1988	Siskin Memorial Foundation	Chattanooga Classic
1989	Bobby Benson Foundation	United Airlines Hawaiian Open
1990	Salesmanship Club	GTE Byron Nelson Classic
1991	Arrowhead Ranch for Boys	Hardee's Golf Classic
1992	United Health Services System	B.C. Open
1993	Chinquapin School	Shell Houston Open
1994	Louisiana Children's Research Center for Development and Learning	Freeport-McMoRan Classic
1995	The Pro Kids Golf Academy	Buick Invitational
1996	The Thunderbird Youth Fund	Phoenix Open
1997	Martha's Kitchen	Bob Hope Chrysler Classic
1998	St. Jude Children's Research Hospital	FedEx St. Jude Classic

## CARD WALKER AWARD

The Card Walker Award is given annually by the PGA TOUR to the person who or group which has made significant contributions to the support of Junior Golf.

1981	Mrs. Lou Smith	1991	American Junior Golf Association
1982	Frank Emmet	1992	Bill Dickey
1983	Jack Nicklaus	1993	Western Golf Association
1984	Sally Carroll	1994	Fred Engh
1985	Don Padgett, Sr.	1995	Ryder System, Inc.
1986	Chi Chi Rodriguez	1996	Sandy LaBauve
1987	James S. Kemper	1997	Kansas City Golf Foundation
1988	William V. Powers	1998	Renee Powell
1989	Selina Johnson	1999	Jack Stephens
1990	Tucson Conquistadores		

## VARDON TROPHY

The Vardon Trophy, named in honor of famed British golfer Harry Vardon, is awarded annually by the PGA of America.

From 1947 to 1987, the Vardon Trophy was awarded to the professional golfer with the lowest scoring average. In 1988, the criteria were adjusted to award the Vardon Trophy to the touring professional with the lowest adjusted scoring average based on a minimum of 60 official rounds in events cosponsored or approved by the PGA TOUR.

Any player with an incomplete round is ineligible to win the Vardon Trophy.

Year	Winner	Average	Year	Winner	Average
1937	Harry Cooper	*500	1969	Dave Hill	70.34
1938	Sam Snead	*520	1970	Lee Trevino	70.64
1939	Byron Nelson	*473	1971	Lee Trevino	70.27
1940	Ben Hogan	*423	1972	Lee Trevino	70.89
1941	Ben Hogan	*494	1973	Bruce Crampton	70.57
1942-			1974	Lee Trevino	70.53
1946	No Awards-World War II		1975	Bruce Crampton	70.51
1947	Jimmy Demaret	69.90	1976	Don January	70.56
1948	Ben Hogan	69.30	1977	Tom Watson	70.32
1949	Sam Snead	69.37	1978	Tom Watson	70.16
1950	Sam Snead	69.23	1979	Tom Watson	70.27
1951	Lloyd Mangrum	70.05	1980	Lee Trevino	69.73
1952	Jack Burke	70.54	1981	Tom Kite	69.80
1953	Lloyd Mangrum	70.22	1982	Tom Kite	70.21
1954	E. J. Harrison	70.41	1983	Raymond Floyd	70.61
1955	Sam Snead	69.86	1984	Calvin Peete	70.56
1956	Cary Middlecoff	70.35	1985	Don Pooley	70.36
1957	Dow Finsterwald	70.30	1986	Scott Hoch	70.08
1958	Bob Rosburg	70.11	1987	Dan Pohl	70.25
1959	Art Wall	70.35	1988	Chip Beck	69.46
1960	Billy Casper	69.95	1989	Greg Norman	69.49
1961	Arnold Palmer	69.85	1990	Greg Norman	69.10
1962	Arnold Palmer	70.27	1991	Fred Couples	69.59
1963	Billy Casper	70.58	1992	Fred Couples	69.38
1964	Arnold Palmer	70.01	1993	Nick Price	69.11
1965	Billy Casper	70.85	1994	Greg Norman	68.81
1966	Billy Casper	70.27	1995	Steve Elkington	69.62
1967	Arnold Palmer	70.18	1996	Tom Lehman	69.32
1968	Billy Casper	69.82	1997	Nick Price	68.98
			1998	David Duval	69.13

\*Point system used, 1937-41.

## PGA PLAYER OF THE YEAR AWARD

The PGA Player of the Year Award is given by the PGA of America to the top PGA TOUR player based on a mathematical formula that weighs tournament wins, official money standing and scoring average.


The point system for selecting the Player of the Year was amended in 1982, as follows: 30 points for winning the PGA Championship, U.S. Open, British Open or Masters Tournament; 20 points for winning the NEC World Series of Golf or THE PLAYERS Championship; 10 points for winning all other designated PGA TOUR events. In addition, there is a 50-point bonus for winning two majors, 75-point bonus for winning three, 100-point bonus for winning four.

For top 10 finishes on the PGA TOUR's official money list and scoring average list, the point value is: first, 20 points, then 18, 16, 14, 12, 10, 8, 6, 4, 2. Any incomplete rounds in the scoring average list will result in a .10 penalty per incomplete round.

1948—Ben Hogan  
1949—Sam Snead  
1950—Ben Hogan  
1951—Ben Hogan  
1952—Julius Boros  
1953—Ben Hogan  
1954—Ed Furgol  
1955—Doug Ford  
1956—Jack Burke  
1957—Dick Mayer  
1958—Dow Finsterwald  
1959—Art Wall  
1960—Arnold Palmer  
1961—Jerry Barber  
1962—Arnold Palmer  
1963—Julius Boros  
1964—Ken Venturi

1965—Dave Marr  
1966—Billy Casper  
1967—Jack Nicklaus  
1968—Not Awarded  
1969—Orville Moody  
1970—Billy Casper  
1971—Lee Trevino  
1972—Jack Nicklaus  
1973—Jack Nicklaus  
1974—Johnny Miller  
1975—Jack Nicklaus  
1976—Jack Nicklaus  
1977—Tom Watson  
1978—Tom Watson  
1979—Tom Watson  
1980—Tom Watson  
1981—Bill Rogers

1982—Tom Watson  
1983—Hal Sutton  
1984—Tom Watson  
1985—Lanny Wadkins  
1986—Bob Tway  
1987—Paul Azinger  
1988—Curtis Strange  
1989—Tom Kite  
1990—Nick Faldo  
1991—Corey Pavin  
1992—Fred Couples  
1993—Nick Price  
1994—Nick Price  
1995—Greg Norman  
1996—Tom Lehman  
1997—Tiger Woods  
1998—Mark O'Meara



Justin Leonard continued his practice of coming from five strokes behind to win, capturing his third consecutive title in that fashion at the 1998 PLAYERS Championship.

**PGA TOUR MARKETING**

**SECTION 8**



# PGA TOUR CORPORATE MARKETING



## PGA TOUR CORPORATE MARKETING

### ANHEUSER-BUSCH

One of golf's most enduring corporate supporters, Anheuser-Busch—through its Michelob and O'Doul's brands—is one of the PGA TOUR's leading sponsors.



### MICHELOB

Michelob's association with golf dates back more than 30 years. Its involvement escalated following the 1994 signing of a long-term sponsorship agreement with the PGA TOUR.



Now in its sixth year as "Official Sponsor of the PGA TOUR and SENIOR PGA TOUR," Michelob has been a leading example of how a consumer brand can benefit from a strong and integrated relationship with the PGA TOUR. The demographics of golf match well with the premium Michelob brand and provide a perfect opportunity for Michelob to market its product through grassroots retail promotions, golf-themed packaging and advertising, PGA TOUR tournament sponsorships and national programs. The brand also extends its relationship to the tournament level, supporting on-site promotions with its non-alcohol partner O'Doul's. Michelob also is a founding sponsor of [pgatour.com](http://pgatour.com), the PGA TOUR's Internet site. This interactive web site features links to the 19th Hole, which includes trivia contests, promotional games and much more.

As a title sponsor of the Michelob Championship at Kingsmill and support sponsor of several events on both TOURs, Michelob truly has emphasized its commitment to golf. Its association with the game is a pivotal element in Michelob's fully integrated golf marketing strategy and exemplifies that Michelob is the beer for golf.

## PGA TOUR CORPORATE MARKETING *continued*

### O'DOUL'S

O'Doul's is enjoying its sixth year of sponsorship as the "Official Non-Alcohol Brew of the PGA TOUR and SENIOR PGA TOUR." The best selling non-alcohol brew in the United States, O'Doul's continues to grow as its marketing plans are successfully integrated with the TOUR, through golf-themed promotions, advertisements and packaging.

The O'Doul's sampling trucks and interactive golf exhibits are an extension of this long-term relationship. These exhibits can be found at tournament sites on both TOURs, offering product sampling to spectators while also providing an interactive site for fans to test their skill levels on long-drive and closest-to-the-pin contests.




### BANK OF AMERICA

Bank of America is the "Official Bank of the PGA TOUR" and presenting sponsor of the PGA TOUR West Coast Swing. Bank of America honors the player with the most points in the nine tournaments that make up the PGA TOUR West Coast Swing as the "King of the Swing."

Last year, the title "King of the Swing," along with an IBM ThinkPad loaded with a \$100,000 on-line banking account, was awarded to Phil Mickelson, the leading money-winner of the West Coast events. This year, the West Coast Swing adds a ninth tournament – the WORLD GOLF CHAMPIONSHIPS-Andersen Consulting Match Play Championship – and the standings will consist of a points system that will make equal all nine events on the 1999 West Coast Swing. The top eight finishers at each event will receive points based on 100 for the champion to 10 points for the eighth-place finisher.

As presenting sponsor of the PGA TOUR West Coast Swing, Bank of America supplements the purse at eight of the West Coast tournaments, with the exception of the WGC-Andersen Consulting Match Play Championship, by \$300,000 while conducting consumer promotions around each stop. Bank of America's sponsorship of these West Coast tournaments assists them in making significant contributions to non-profit organizations throughout the West.



## PGA TOUR CORPORATE MARKETING *continued*

### BUICK

Buick's relationship with the TOUR includes title sponsorship of four events: the Buick Invitational (San Diego, CA); Buick Open (Flint, MI); Buick Classic (Rye, NY); and Buick Challenge (Callaway Gardens, GA). Buick was the first title sponsor of a TOUR event, beginning with the Buick Open in 1958. With the tournament taking place in their home state, scores of Buick employees use vacation time to volunteer at the tournament and be a part of this event they call their own.

Buick also is the "Official Car of the PGA TOUR." Leveraging this position has helped dealerships nationwide activate promotional programs offering test drive incentives as well as national sweepstakes promotions.

PGA TOUR players Steve Elkington, Ben Crenshaw, Chip Beck and David Berganio, Jr. are endorsed by Buick and provide yet another marketing vehicle for the company to target potential customers.



### CANON

In addition to its 14-year title sponsorship of the Canon Greater Hartford Open, Canon USA is the "Official Camera, Binocular, Facsimile and Copier" of the PGA TOUR and SENIOR PGA TOUR.

As an industry leader in professional and consumer-imaging equipment and information systems, Canon will leverage this relationship with an affinity marketing program that supports golf and educates consumers about how its product lines capture, store and distribute visual information. Golf-related advertising and on-site client hospitality programs also will be produced.



## **PGA TOUR CORPORATE MARKETING** *continued*

### **JOHN DEERE**

John Deere is the "Official Golf Course Equipment Supplier of the PGA TOUR." John Deere provides equipment to the PGA TOUR network of Tournament Players Clubs and Courses (TPCs). John Deere has assumed title sponsorship of the Quad City Classic, renaming it the John Deere Classic.

Deere provides a full range of golf and turf equipment, along with utility vehicles and selected construction equipment, on an exclusive basis to each of the TOUR's owned and operated TPC courses. As courses are added to the TPC network around the world, each new course also will be groomed with John Deere equipment.



### **DELTA AIR LINES**

Delta Air Lines is the "Official Airline of the PGA TOUR and SENIOR PGA TOUR." Delta provides important benefits for TOUR players, such as discounts on air travel and Delta SkyMiles for each winner of PGA TOUR and SENIOR TOUR cosponsored tournaments. In addition, Delta is the Official Airline of more than 60 tournaments on the three TOURs.

Delta prints PGA TOUR, SENIOR TOUR and NIKE TOUR schedules each month in its on-board magazine, *Sky*, and airs TOUR features on in-flight video programs. Through its PGA TOUR relationship, Delta entertains key corporate clients and develops joint promotions that provide valuable exposure to its target market.





## PGA TOUR CORPORATE MARKETING *continued*

### DIGIORNO

In its second year as the "Official Sponsor of the PGA TOUR and SENIOR PGA TOUR," DiGiorno® Rising Crust™ pizza continues to leverage its sponsorship through on-site sampling and selling of pizza, as well as showcasing its sponsorship of "The PGA TOUR Rolling Clubhouse presented by DiGiorno Pizza."

This unique interactive golf experience brings families and friends together through the sport of golf. Golf fans can improve their game with the swing speed computer analyzer, literally get "teed off" in an unusual game of virtual reality or visit the on-board video lounge to play a round of computer golf. The Rolling Clubhouse packs all the fun and excitement of 18 holes onto 18 wheels.



### GILLETTE

Gillette enters its third year as the sponsor of the Gillette Tour Challenge on the PGA TOUR and SENIOR PGA TOUR. Four two-man teams on the PGA TOUR and five on the SENIOR TOUR play a six-hole alternate-shot competition on Tuesday of tournament week at 30 events across the two TOURs.

The series-ending Gillette Tour Challenge Championship features three-player teams from the PGA TOUR, SENIOR TOUR and The LPGA. In association with the Championship, Gillette makes a significant donation to the Susan G. Komen Breast Cancer Foundation.

Gillette utilizes the PGA TOUR marks in its advertising and runs PGA TOUR-themed promotions with key retailers throughout the year.

The Gillette logo, featuring the word "Gillette" in a bold, italicized, sans-serif font.

## PGA TOUR CORPORATE MARKETING *continued*

### GOLFWATCH

GolfWatch is an exclusive, turnkey corporate entertainment property that is licensed by the PGA TOUR. Limited to 1,000 credentials per event, GolfWatch provides the client preferred viewing and hospitality areas equivalent to an NBA court-side set.

GolfWatch members can use "express lanes" to follow their favorite players from hole to hole. They also have access to between five and seven "Skybox Oases" that are placed strategically throughout the course, each complete with food and beverage service, phones and private washrooms.

GolfWatch members also have a centrally located 4,000-square-foot "Home Pavilion" that offers complete hospitality and concierge services.

GolfWatch is "an event within an event" that offers the "ultimate spectator experience."



### HEALTHSOUTH

HEALTHSOUTH Corporation has joined the PGA TOUR as the "Official Healthcare Provider of the PGA TOUR and SENIOR PGA TOUR." The centerpiece of the relationship is the staffing of two new 48-foot state-of-the-art fitness facilities.

Each week, HEALTHSOUTH therapists provide rehabilitative and preventive care for TOUR members, as well as personal conditioning programs. Extensive equipment, treatment tables, a multi-station gym, stereo and television sets provide first-class surroundings. Use of the fitness facilities has proven to be one of the players' most important benefits. Without the equipment and qualified therapists on board, many players would have been forced to withdraw from tournaments.

In addition to the staff of therapists, HEALTHSOUTH has the Kerlan-Jobe Orthopedic Clinic, Dr. James Andrews and Dr. Bill Clancy available as Medical Directors. Dr. Frank Jobe continues as the TOUR's Medical Director.

HEALTHSOUTH is the nation's largest provider of outpatient surgical and rehabilitative healthcare services, with more than 1,900 facilities in all 50 states, Puerto Rico, the United Kingdom and Australia.



## PGA TOUR CORPORATE MARKETING *continued*

### HILTON HOTELS

Hilton is a "Preferred Hotel of the PGA TOUR and SENIOR PGA TOUR," providing discounted rates to TOUR players at Hilton properties across the country. Hilton utilizes the PGA TOUR marks in its advertising of Hilton Golf Resorts. The TOUR relationship also offers Hilton the opportunity to entertain key clients at tournaments.



### HYATT HOTELS AND RESORTS

Hyatt Hotels and Resorts are "Preferred Hotels of the PGA TOUR and SENIOR PGA TOUR." Hyatt offers discounted rates and membership in Hyatt Gold Passport for TOUR players. Through its relationship with the TOUR, Hyatt utilizes the PGA TOUR marks in advertising and develops promotional programs around Hyatt's 14 golf resorts that appeal to the frequent traveler.



### IBM

IBM is the "Official Information Technology Partner" of the PGA TOUR.

Within the scope of the PGA TOUR relationship, IBM provides the following:

- The IBM Scoring System on-site at TOUR events
- Technology support for the TOUR's various business areas, including television broadcasts, PGA TOUR Productions and the IBM Scoring System
- Redesign, development and hosting the TOUR's website ([www.pgatour.com](http://www.pgatour.com)) and other interactive business opportunities, including electronic commerce, digital video products and other new media applications.

This agreement assists the TOUR in broadening the range of information it delivers to fans, while extending IBM's brand through new e-business offerings.



## PGA TOUR CORPORATE MARKETING *continued*

### KELLER FURNITURE

Keller Furniture is an "Official Sponsor of the PGA TOUR and SENIOR PGA TOUR" and a co-sponsor with The Weather Channel of the Weather Alert Program. The Weather Alert Program provides the TOUR and its tournaments with a system of obtaining accurate weather information and critical advance warning of oncoming storms. Keller receives valuable exposure through articles and features on the Storm Alert Program.

Keller has developed a PGA TOUR-themed furniture line that is being sold at Keller Furniture retail outlets. In addition, Keller leverages its PGA TOUR relationship by developing TOUR-themed advertising and point-of-sale materials, as well as unique promotional programs to offer to major furniture retailers.

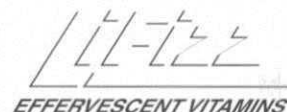


### LIFIZZ EFFERVESCENT VITAMINS

LiFizz Effervescent Vitamins are the "Official Vitamin and Mineral Supplement of the PGA TOUR and SENIOR PGA TOUR." Proper diet and nutrition have become increasingly important to performance in golf, and LiFizz helps meet that need by providing its exclusive line of products to players on the PGA TOUR and SENIOR PGA TOUR.

Effervescent vitamins, which are formulated in Switzerland, have been available in the European marketplace for more than 20 years. Now available in the United States, LiFizz provides the benefits of fast and fuller nutrient absorption through its unique effervescent delivery method. A complete line of vitamin and mineral products is offered for children and active adults.

In addition to providing vitamin and mineral products to players, LiFizz has the opportunity to leverage this official relationship by sampling product to tournament spectators and through advertising in selected TOUR media properties.



## PGA TOUR CORPORATE MARKETING *continued*

### LUXURY TRAVEL

Luxury Travel  
*Live and do business in Luxury*

Luxury Travel has signed an exclusive five-year agreement to be the "Official Luxury Motor Coach" of the PGA TOUR and SENIOR PGA TOUR. An innovative leader in the design, craftsmanship and manufacturing of quality luxury motor coaches, Luxury Travel is showcasing its product at tournament sites throughout the year.

Luxury Travel plans to devote a substantial portion of its advertising and promotional budget to leverage this new relationship.

Providing true "comfort on wheels," these motor coaches are built with distinction for both business and pleasure. Luxury Travel, the ultimate in motor coaches, will be developing strong and energetic promotional platforms to reinforce its message – "Luxury Travel. . .the perfect way to live and do business in luxury."

### MASTERCARD

MasterCard is a major sponsor and preferred payment system of the PGA TOUR and SENIOR PGA TOUR. MasterCard's commitment to TOUR fans includes the electronic scoreboards that will travel to approximately 80 tournaments in 1999, providing information to fans, players and media alike.

MasterCard is title sponsor of the MasterCard Colonial on the PGA TOUR and title sponsor of the MasterCard Championship, the season-opening tournament for SENIOR TOUR champions that is played at Hualalai, HI, the first PGA TOUR Resort. MasterCard features TOUR stars Justin Leonard and Tom Watson through its "Priceless Moments" advertising campaign.

MasterCard also supports the PGA TOUR and SENIOR PGA TOUR Charity Team Competitions that distribute funds to numerous worthy local causes.

MasterCard's sponsorship, integrated across all aspects of the PGA TOUR and SENIOR TOUR, helps MasterCard in building its brand and member bank relationships.





## PGA TOUR CORPORATE MARKETING *continued*

### NATIONAL CAR RENTAL



National Car Rental is the "Official Car Rental Company of the PGA TOUR and SENIOR PGA TOUR." National provides TOUR players with discounted rates on car rentals, as well as complimentary membership in the Emerald Club, National's highest level of service. In addition, each winner of a PGA TOUR or SENIOR TOUR cosponsored tournament receives a certificate for a free week's rental in recognition of his victory.

National utilizes its PGA TOUR sponsorship in the development of consumer promotions, such as sweepstakes programs, around selected tournaments and special offers to Emerald Club members for PGA TOUR licensed merchandise.

### CHARLES SCHWAB



Charles Schwab & Co. is the "Official Investment Firm of the PGA TOUR and SENIOR PGA TOUR." As part of this relationship, the PGA TOUR uses Schwab's state-of-the-art retirement plan services for its players and employees.

Charles Schwab is sponsoring the electronic scoreboards on the PGA TOUR, including signage on the left scoreboard panel and electronic messaging during periods surrounding competition.

Schwab is promoting its relationship with the TOUR in a national advertising campaign showcasing selected players, their investment needs and their Schwab solutions.

Charles Schwab also offers free investment education services for TOUR players and staff through seminars, one-on-one sessions, e-mail, 800-lines and literature.

## PGA TOUR CORPORATE MARKETING *continued*

### SOUTHERN COMPANY

Southern Company, the largest producer of electricity in the United States, is the "Official Energy Company of the PGA TOUR and SENIOR PGA TOUR." Southern Company also is presenting sponsor of the season-culminating TOUR Championship.

Southern Company will prominently feature this TOUR relationship in its national television advertising, including golf telecasts. Additionally, each year the company will honor a TOUR player who best exemplifies community involvement and social responsibility with the "Southern Company Citizenship Award," which will be accompanied by a significant charitable donation to the recipient's chosen cause.



### J. PATTON SPORTS MARKETING, INC.

J. Patton Sports Marketing, formerly Starline Sports Marketing, is in its second season as the publisher of the publication named the *TOUR INSIDER*. The publication focuses on the TOUR, its tournaments and player statistics. It is available to companies wanting to incorporate the news of the TOUR into direct mail campaigns, special promotions and other TOUR event opportunities. The four-page publication features the advertiser's logo on the front-page snipe, with a full-page ad on the back.

J. Patton Sports Marketing also offers the *INSIDER* program for the NFL, as well as other marketing and promotional services for the NHL, Strike Ten Entertainment and Collegiate Licensing Company.



## PGA TOUR CORPORATE MARKETING *continued*

### ROYAL CARIBBEAN INTERNATIONAL

Royal Caribbean International is the "Official Cruise Line of the PGA TOUR and SENIOR PGA TOUR." It offers discounts to players and staff on its 12 ships, which visit 64 itineraries and 126 destinations in Alaska, the Bahamas, Bermuda, Canada, the Caribbean, Europe, Hawaii, Mexico, Panama Canal, Russia and Scandinavia. The TOUR sponsorship adds value to Royal Caribbean's Golf Ahoy!® program, which offers guaranteed tee times on cruise/golf vacations throughout the world. Royal Caribbean is also the title sponsor of the Royal Caribbean Classic, the first full-field event of the year on the SENIOR PGA TOUR schedule.



Like no vacation on earth.™

### ST. PAUL FIRE AND MARINE/EAGLE 3

St. Paul Fire and Marine Insurance Company is considered the leader in providing property/liability coverage for golf facilities through its Eagle 3 program. In fact, since 1988 Eagle 3 has insured the PGA TOUR's Tournament Players Clubs (TPCs) across the country, and The St. Paul has insured the PGA TOUR tournaments under their Tournament Liability Insurance Program.

**The St Paul**

*Eagle* ③™

## PGA TOUR CORPORATE MARKETING *continued*

### THE WEATHER CHANNEL

The Weather Channel is "The Official Forecaster for the PGA TOUR and the SENIOR PGA TOUR" and a co-sponsor of the PGA TOUR Weather Alert program.

The Weather Channel's participation helps the TOUR expand tournament coverage of its weather forecasting efforts to every PGA TOUR, SENIOR TOUR and NIKE TOUR event. The Weather Channel is the leading source of weather information with a staff of more than 80 meteorologists, 24-hour tracking and state-of-the-art systems for instant analysis of weather conditions. These efforts guarantee the TOUR's ability to professionally forecast weather scenarios that could impact the operation and safety of events.

The Weather Channel and PGA TOUR also are working together in the creation of enhanced material for both [weather.com](http://weather.com) and [pgatour.com](http://pgatour.com). In addition, the TOUR and its tournaments are being prominently incorporated into The Weather Channel's programming.



### Publications

#### GOLF MAGAZINE

*GOLF Magazine* is an "Official Publication of the PGA TOUR." It supports the PGA TOUR by creating a special advertising publication called *TOUR Magazine*. This special insert appears in *GOLF Magazine*'s January issue and is distributed at PGA TOUR events.

*GOLF Magazine* also produces *SENIOR PGA TOUR Magazine* that appears in the March issue and is distributed at SENIOR TOUR events.

*GOLF MAGAZINE* entertains clients at TOUR events and supports the "Inside the PGA TOUR" shows.

**GOLF**  
MAGAZINE

## GILLETTE TOUR CHALLENGE

The Gillette Tour Challenge, a season-long series of competitions on the PGA TOUR, SENIOR PGA TOUR and LPGA, made its debut in 1997.

The team of Nick Price, Jim Colbert and Kelly Robbins won the inaugural Gillette Tour Challenge Championship; Jim Furyk, Lee Trevino and Michelle McGann combined to win the 1998 GTC Championship. Both events were held at Bermuda's Mid Ocean Club.

Gillette Tour Challenges have been scheduled at 15 PGA TOUR events in 1999, while another 15 are slated for SENIOR TOUR tournaments.

The six-hole, alternate-shot competitions, played primarily on the Tuesdays of tournament weeks, consist of eight players (10 on the SENIOR TOUR) randomly selected as two-member teams. A total of \$23,000 is awarded at every event, with the earnings added to each competitor's season-long Gillette Tour Challenge total.

Eight players from each Tour compete in the Gillette Tour Challenge Championship, which offers a purse of \$1.8 million. The players who advance include the top money-winners in the season-long GTC competition, leading money-winners from each Tour and sponsor invitees.

Furyk/Trevino/McGann tied with Payne Stewart/Jay Sigel/Annika Sorenstam and Robert Gamez/Gil Morgan/Chris Johnson at 11-under-par 60 in last year's Gillette Tour Challenge Championship. Furyk put his tee shot within 10-feet, three inches of the cup in a sudden-death playoff, bringing each member of his team \$150,000 from the \$1.8-million purse. The runner-up teams each shared \$262,500.

In conjunction with the 1998 Gillette Tour Challenge Championship, Gillette donated \$1 million to the Susan G. Komen Breast Cancer Foundation.

### 1998 Gillette Tour Challenge Results

Date	Tournament	Winners
Jan. 13	Bob Hope Chrysler Classic	Fred Couples/Scott Hoch
Feb. 24	Nissan Open	Robert Gamez/Scott Hoch
Mar. 10	Honda Classic	Jim Furyk/Tim Herron
Mar. 24	THE PLAYERS Championship	Billy Andrade/Rocco Mediate
Mar. 31	Freeport-McDermott Classic	Scott McCarron/Ted Tryba
Apr. 14	MCI Classic	Billy Andrade/Glen Day
Apr. 21	Greater Greensboro Chrysler Classic	Len Mattiace/Frank Nobilo
Apr. 28	Shell Houston Open	Peter Jacobsen/Payne Stewart
May 12	GTE Byron Nelson Classic	John Daly/Nick Price
Jun. 2	Kemper Open	Robert Gamez/Ted Tryba
Jun. 9	Buick Classic	Fred Funk/Frank Nobilo
Jul. 7	Quad City Classic	David Toms/Scott Verplank
Jul. 21	CVS Charity Classic	Steve Flesch/Rocco Mediate
Jul. 28	FedEx St. Jude Classic	Robert Gamez/Tim Herron
Aug. 4	Buick Open	Stewart Cink/Jay Delsing
Aug. 25	NEC World Series of Golf	Postponed
Sept. 8	Bell Canadian Open	Mark Brooks/Jim Furyk
Dec. 1	JCPenney Classic	Billy Andrade/Helen Alfredsson

### 1999 Gillette Tour Challenge Schedule

Jan. 19	Bob Hope Chrysler Classic
Feb. 16	Nissan Open
Mar. 9	Honda Classic
Apr. 13	MCI Classic
Apr. 20	Greater Greensboro Chrysler Classic
Apr. 27	Shell Houston Open
May 11	GTE Byron Nelson Classic
May 25	Kemper Open
Jun. 8	FedEx St. Jude Classic
Jun. 22	Buick Classic
Jul. 20	John Deere Classic
Aug. 3	Buick Open
Aug. 24	Reno-Tahoe Open
Sept. 7	Bell Canadian Open
Nov. 30	JCPenney Classic





# PGA TOUR RETAIL LICENSING & CONSUMER MARKETING



## PGA TOUR RETAIL LICENSING

The PGA TOUR's domestic and international licensing program continues to expand on the success and firm foundation of brand building and promotion of the PGA TOUR. These initiatives create greater interest and awareness in the PGA TOUR, its players and tournaments.

With a diverse group of more than 35 licensees domestically and 20-plus internationally, PGA TOUR Licensing continually strives to establish the TOUR brand as a leader in the golf industry. PGA TOUR Apparel, manufactured by Russell Corporation, produces an extensive line of sportswear that is found in prestigious department stores, specialty stores and pro shops across the country. Russell also produced the authentic player apparel for the 1998 Presidents Cup in Melbourne, Australia.

Among the core group of licensees is Electronic Arts. Since 1990, Electronic Arts has been the exclusive licensee with the PGA TOUR for interactive media. They consistently are on the leading edge of technology in their industry, and their computer games have had great sell-through success at the retail level. The latest product to hit the market is the PGA TOUR '99 Tiger Woods Game.

Domestic licensees recently added to the Retail Licensing family are PGA TOUR Boys, W.C. Bradley, PGA TOUR Home, American Neckwear, Colibri and GEM Dandy.

PGA TOUR Shops continue to be extremely successful and expand their locations, which have reached more than 35 stores and have more than 180 million people pass by, which helps to build the PGA TOUR brand. Operated by The Paradies Shops, PGA TOUR Shops will be adding three to five new locations each coming year.

W.C. Bradley, retail development partner for the World Golf Village, opened the first PGA TOUR STOP in Nov. 1998. The 30,000-square-foot store opened to excellent reviews as a most unique golf retail experience. It offers an elevated putting green, water hazards, a club demo room, video throughout, and the latest products for men, women and youth. More than 40 concept shops and 75 vendors showcase their products there.

PGA TOUR International Licensing, through Summit Properties International, has established more than 20 licensees internationally, including The Presidents Cup licensees, and continues to pursue quality companies with the resources to enhance the PGA TOUR brand image around the world. The 1998 Presidents Cup licensees were led by Sporte Leisure, the leading golf apparel company in Australia.



*Inside view of the first PGA TOUR STOP, located at World Golf Village*

## PGA TOUR RETAIL LICENSING

### PGA TOUR OFFICIAL LICENSEES-DOMESTIC

AHEAD HEADGEAR  
AMERICAN NECKWEAR CORP.  
AS YOU LIKE IT, INC.  
BURTON GOLF  
COLIBRI  
CROW INTERNATIONAL\*  
DORMIE INTERNATIONAL\*  
ELECTRONIC ARTS  
FAIRWAY REPLICAS  
FOWNES GOLF\*  
GEM DANDY\*  
GILBERT HOSIERY\*  
GOLDENEYE HOME FURNISHINGS  
HA-LO MARKETING  
HICKEY-FREEMAN\*  
INC. (INTERNATIONAL CHILDREN'S WEAR)  
KELLER MANUFACTURING COMPANY  
LANTIS CORPORATION\*

MACDONELL GOLF MGMT.  
MARK-IT OF COLORADO\*  
MERCURY LUGGAGE  
MOUNTAIN LION  
MOUSE PRODUCTS  
THE PARADISE SHOPS  
PRO TOUR MEMORABILIA  
RUSSELL CORPORATION\*  
SALEM GRAPHICS  
SCOREBOARD MEMORIES  
SHAW INDUSTRIES  
SPORT SCOPE  
SUN MOUNTAIN\*  
TEAM EFFORT\*  
TIME SEGMENT  
TWO DAY DESIGNS, INC.  
VANGUARD FURNITURE  
W.C. BRADLEY CO.

\*International Licensee, as well

### PGA TOUR OFFICIAL LICENSEES-INTERNATIONAL (INCLUDING THE PRESIDENTS CUP)

ALMEC VANCOUVER  
CONFECTIONERY LINK  
COOGI  
CREATIVE VISUALS  
DAVENPORT INDUSTRIES PTY. LTD.  
DROPUTTERS  
G.V. PUBLICATION, LTD.  
KUMKANG SHOE MFG. CO.  
LOMBARD THE PAPER PEOPLE PTY. LTD.  
MANTEAUX/MANTEAUX  
MIZUNO ALFA SERVICE  
PERSONAL TOUCH  
PICWAL AUSTRALIA PTY. LTD.

PROSIMMON GOLF EQUIPMENT  
RINGBIRD WATANABE INC.  
DAVID SCALETTI  
SCENTAL PACIFIC PTY. LTD.  
SOUTH AFRICAN  
CLOTHING INDUSTRIES PTY. LTD.  
SPORTE LEISURE  
STAX  
TOMIYA APPAREL CO., LTD.  
UNITED CREATIONS, LTD.  
VISUAL ENTERTAINMENT  
GROUP PTY. LTD.

## PGA TOUR CONSUMER MARKETING

### FIRST USA BANK

First USA Bank is marketing PGA TOUR/SENIOR PGA TOUR MasterCard to consumers.

Under terms of a five-year agreement that began in 1997, First USA will support tournament charities through its funding of MasterCard Charity Team Competitions on both TOURs. Thirty-five tournaments are participating in the MasterCard Charity Team Competition on the PGA TOUR in 1999. Thirty-one tournaments on the SENIOR PGA TOUR will participate. (The teams drafted by each PGA TOUR event are listed on pages 9-6 and 9-7.)

In addition to the rights to use TOUR marks on credit cards, First USA Bank markets the cards at participating tournaments.

**FIRST USA**

### PGA TOUR MasterCard

The PGA TOUR and SENIOR PGA TOUR MasterCards, issued by First USA Bank, offer consumers extremely competitive interest rates, no annual fee and a variety of other benefits. Each purchase helps support tournament-designated charities. The card may be applied for by calling 1-800-FIRST USA.

### NORTH AMERICAN OUTDOOR GROUP

The North American Outdoor Group manages and markets the PGA TOUR Partners Club on behalf of the PGA TOUR. NAOG, headquartered near Minneapolis, is the nation's leader in affinity marketing to special interest groups, and has an impressive track record building other successful membership clubs.

NAOG's parent company, Cendant Corporation, is the world's leading provider of consumer and business services in the travel, real estate and membership industry.

**NORTH  
AMERICAN  
OUTDOOR GROUP INC.**  
*A Cendant Company*

### PGA TOUR PARTNERS CLUB



The PGA TOUR Partners Club features a wide variety of exclusive PGA TOUR and golf-related benefits, including *PGA TOUR Partners Magazine*. The club is focused on improving members' golf games and their overall enjoyment of the sport, all while providing an inside perspective on the PGA TOUR and the game's best players.



PGA TOUR member Tom Lehman, who numbers the 1996 British Open and the 1996 TOUR Championship among his four TOUR victories, serves as Club President. Many of Lehman's fellow TOUR members contribute to the program.

Membership in the Club has grown rapidly to more than 300,000 members under the direction of the North American Outdoor Group, which assumed management and marketing responsibilities of the program through a partnership agreement with the PGA TOUR in 1997.

Membership in the Partners Club is \$24 per year. For more information, contact the PGA TOUR Partners Club at 1-888-672-2223.



Fred Couples earned the 13th and 14th titles of his 18-year PGA TOUR career in 1998, defeating Bruce Lietzke in a playoff at the Bob Hope Chrysler Classic and beating Andrew Magee by four strokes at the Memorial Tournament.

CHARITY AND THE PGA TOUR

SECTION 9



## CHARITY DONATIONS SET RECORD FOR SEVENTH CONSECUTIVE YEAR

PGA TOUR tournaments combined to generate almost \$40 million for charity in 1998.

That total represented an increase of \$6 million over 1997, when \$33,995,646 was raised. It also marked the seventh consecutive year, as well as the 20th time in the last 21 years, that PGA TOUR tournaments increased their charity donations.

"PGA TOUR events continue to set a high standard when it comes to charity," said Commissioner Tim Finchem. "The tournaments take great pride in what they've accomplished over the years, and well they should. They keep raising the bar, and the 1998 charity figure gives them another lofty target to shoot for in 1999."

"This latest charity record is a tribute to the thousands of volunteers who are the heart of PGA TOUR events," said Dwight Drinkard, president of the PGA TOUR Tournaments Association. "Our member tournaments are proud to be such an integral part of a 60-plus year tradition of contributing to charity."

The first charity donation made by a TOUR event was \$10,000 by the Palm Beach Invitational in 1938. The 1998 charity record lifted the PGA TOUR events' all-time total of charitable donations to almost \$380 million.

When the PGA TOUR total is added to more than \$63 million raised by SENIOR PGA TOUR events and \$13.9 million generated by NIKE TOUR tournaments, the charity total for the three tours managed by the PGA TOUR is more than \$450 million.

SENIOR TOUR and NIKE TOUR events also established records in 1998. SENIOR TOUR tournaments generated \$10.07 million for charity, while NIKE TOUR events reached an all-time high of \$2.5 million. The three TOURs generated more than \$52 million for charitable causes last season.

The PGA TOUR record also lifted to more than \$237 million the amount given to charity by PGA TOUR events during the decade of the '90s.

The GTE Byron Nelson Classic, traditionally the leader among PGA TOUR events, headed the 1998 list with a donation of \$4.3 million.

### A Brief History of TOUR Charitable Contributions

1938	First contribution	\$ 10,000	1985		\$11,300,000
	(Palm Beach Invitational)		1986		\$16,100,000
1950	Contributions reach	\$ 1,000,000	1987	\$103 million overall	\$17,600,000
1960	Contributions reach	\$ 5,000,000	1988		\$18,390,000
1976	TOUR reaches	\$10,000,000	1989		\$19,779,000
1977	PGATTA formed	\$ 3,300,000	1990	\$162 million overall	\$20,191,000
1978		\$ 4,300,000	1991		\$19,534,000
1979	\$22 million overall	\$ 4,400,000	1992	\$203 million overall	\$22,223,055
1980		\$ 5,100,000	1993		\$22,752,137
1981	\$34 million overall	\$ 6,800,000	1994	\$250 million overall	\$24,701,631
1982		\$ 7,200,000	1995	\$276 million overall	\$25,487,489
1983		\$ 7,800,000	1996	\$306 million overall	\$30,122,841
1984	\$58 million overall	\$ 9,400,000	1997	\$340 million overall	\$33,995,646
			1998	\$379 million overall	\$39,700,000

### Officers of PGA TOUR Charities, Inc.

Richard J. Ferris, President and Treasurer  
 Timothy W. Finchem, Commissioner  
 Edward L. Moorhouse, Vice President  
 D. Dwight Drinkard, Vice President  
 Richard D. Anderson, Secretary

**CHARITY** is the leading winner on the **PGA TOUR**

# CHARITY TEAM COMPETITION CUMULATIVE TOTALS

	1986	1987	1988	1989	1990	1991	1992	1993	1994	1995	1996	1997	1998	TOTAL
Mercedes Championships	1,562	300,000	7,500	500,000	12,000	8,500	120,000	17,600	17,600	100,000	100,000	24,000	40,000	1,248,762
Walt Disney World/Oldsobile Classic	500,000	130,000	11,500	90,000	9,250	70,000	10,000	17,600	100,000	60,000	23,000	24,000		1,021,350
MCI Classic	1,562	5,555	250,000	10,500	90,000	500,000	10,000	28,000	17,600	20,000	23,000	24,000	24,000	1,004,217
Shell Houston Open	11,500	5,555	500,000	27,000	24,000	28,000	10,000	100,000	17,600	20,000	23,000	24,000	24,000	814,655
Las Vegas Invitational	26,000	500,000	21,000	17,000	21,000	50,000	10,000	17,600	17,600	20,000	50,000	24,000	24,000	798,200
Phoenix Open	14,000	5,555	27,000	8,500	500,000	24,000	10,000	17,600	17,600	20,000	23,000	24,000		691,255
JCPenney Classic	120,000	13,000	150,000	10,000	25,000	9,750	180,000	17,600	17,600	20,000	23,000	24,000	24,000	633,950
Buick Open	1,562	100,000	125,000	7,500	125,000	11,000	10,000	17,600	75,000	40,000	23,000	24,000	24,000	583,662
John Deere Classic	1,562	50,000	80,000	19,000	11,500	250,000	10,000	50,000	17,600	20,000	25,500	24,000	24,000	583,162
Honda Classic	16,000	38,000	5,500	12,500	250,000	150,000	10,000	40,000	17,600	20,000	23,000	24,000		582,600
B.C. Open	20,000	70,000	60,000	125,000	14,000	27,000	75,000	26,000	17,600	50,000	23,000	24,000	24,000	555,600
Sprint International	18,000	60,000	9,000	250,000	40,000	80,000	10,000	17,600	17,600	20,000	23,000	24,000		545,200
THE PLAYERS Championship	300,000	5,555	24,000	7,000	28,000	15,000	10,000	25,000	35,000	20,000	23,000	24,000	24,000	540,555
United Airlines Hawaiian Open	1,562	200,000	9,500	50,000	10,500	9,000	100,000	35,000	30,800	20,000	23,000	24,000	24,000	537,362
Entergy Classic	32,000	5,555	23,000	40,000	150,000	19,000	30,000	17,600	17,600	20,000	23,000	24,000	24,000	425,755
BellSouth Classic	1,562	10,000	12,500	22,000	19,000	90,000	10,000	75,000	17,600	20,000	23,000	100,000	24,000	424,662
Southern Farm Bureau Classic	60,000	5,555	10,000	150,000	8,500	13,000	40,000	17,600	17,600	20,000	28,500	24,000	24,000	418,755
Greater Milwaukee Open	1,562	20,500	20,000	80,000	30,000	125,000	10,000	17,600	17,600	20,000	26,500	24,000	24,000	416,762
Buick Invitational	40,000	90,000	10,500	9,000	10,000	30,000	60,000	17,600	17,600	55,000	23,000	24,000	24,000	410,700
Buick Challenge	200,000	5,555	7,000	20,000	11,000	12,000	10,000	17,600	25,000	20,000	23,000	24,000	30,000	405,155
MasterCard Colonial	1,562	80,000	50,000	13,500	13,500	100,000	10,000	17,600	27,000	20,000	23,000	24,000	24,000	404,162
Canon Greater Hartford Open	22,000	5,555	6,000	70,000	60,000	25,000	10,000	17,600	26,000	75,000	23,000	24,000	24,000	388,155
CVS Charity Classic	80,000	33,000	15,500	60,000	20,000	25,000	10,000	17,600	17,600	20,000	23,000	30,000	24,000	376,700
Greater Greensboro Chrysler Classic	140,000	5,555	5,000	28,000	9,500	21,000	35,000	17,600	17,600	20,000	23,000	24,000	24,000	370,255
Nissan Open	35,000	5,555	90,000	30,000	16,000	40,000	10,000	17,600	17,600	20,000	23,000	24,000	24,000	352,755
Bob Hope Chrysler Classic	1,562	5,555	11,000	100,000	17,000	60,000	10,000	17,600	17,600	35,000	23,000	24,000	24,000	346,317
NEC World Series of Golf	1,562	5,555	17,000	6,000	50,000	20,000	10,000	17,600	17,600	45,000	23,000	50,000	75,000	338,317

# CHARITY TEAM COMPETITION CUMULATIVE TOTALS

	1986	1987	1988	1989	1990	1991	1992	1993	1994	1995	1996	1997	1998	TOTAL
Buick Classic	50,000	18,000	18,000	13,000	70,000	11,500	10,000	17,600	17,600	20,000	23,000	24,000	24,000	316,700
Touchstone Energy Tucson Open	29,000	15,000	12,000	26,000	13,000	10,500	10,000	17,600	17,600	20,000	42,000	75,000	24,000	311,700
Kemper Open	24,000	5,555	100,000	12,000	15,000	17,000	10,000	17,600	17,600	20,000	23,000	24,000	24,000	309,755
Bell Canadian Open		11,000	22,000	11,500	18,000	23,000	10,000	17,600	17,600	20,000	23,000	24,000	100,000	297,700
Westin Texas Open			13,000	25,000	27,000	14,000	45,000	17,600	17,600	20,000	23,000	24,000	50,000	276,200
Lincoln-Mercury Kapalua International		5,555	25,000	11,000	80,000	12,500	10,000	17,600	17,600	20,000	35,000	24,000		258,255
Motorola Western Open	1,562	16,000	29,000	9,500	23,000	18,000	10,000	17,600	40,000	20,000	23,000	24,000	24,000	255,662
GTE Byron Nelson Classic	1,562	5,555	30,000	21,000	9,000	9,250	10,000	30,800	28,000	37,500	23,000	24,000	24,000	253,667
Sazale Classic	100,000	12,000	8,500	8,000	100,000	16,000								244,500
THE TOUR Championship	1,562	5,555	6,500	18,000	26,000	13,500	10,000	17,600	50,000	20,000	23,000	24,000	24,000	239,717
FedEx St. Jude Classic	10,000	25,500	13,500	23,000	9,750	10,000	10,000	27,000	17,600	20,000	23,000	24,000	24,000	237,350
AT&T Pebble Beach National Pro-Am	1,562	5,555	70,000	15,000	22,000	22,000	10,000	17,600	17,600	20,000	23,000			224,317
Chattanooga Classic	12,500	43,000	28,000	24,000	12,500	9,500	25,000							154,500
Bay Hill Invitational								17,600	17,600	42,500	23,000	24,000	24,000	148,700
Michelob Championship at Kingsmill								17,600	17,600	20,000	23,000	40,000	24,000	142,200
Greater Vancouver Open										75,000		24,000		123,000
Pensacola Open	70,000	23,000	14,000	6,500										113,500
Gatlin Brothers Southwest Classic	45,000	28,000	26,000											99,000
Memorial Tournament		5,555	8,000					17,600	17,600	20,000	23,000			91,755
Doral-Ryder Open								17,600	17,600	20,000	23,000			78,200
Centel Classic	1,562	14,000	19,000	14,000										48,562
Franklin Templeton Shark Shootout										20,000	27,500			47,500
Diners Club Matches											31,000			31,000
Others	1,562													1,562
TOTALS	2,000,000	2,000,000	2,000,000	2,000,000	2,000,000	2,000,000	1,000,000	1,000,000	1,000,000	1,200,000	1,246,000	1,063,000	1,015,000	19,524,000

## FINAL 1998 MASTERCARD PGA TOUR CHARITY TEAM COMPETITION STANDINGS

MasterCard sponsors the season-long Charity Team Competition on the PGA TOUR. Four-member teams are selected by participating TOUR events. Total official money won by each team's players determines the tournament's place in the standings. Participating events receive funds for charity distribution.

David Duval, Kevin Sutherland, Phil Tataurangi and Glen Hnatiuk, representing the Bell Canadian Open, combined for \$3,519,379. Their first-place finish in the 1998 MasterCard PGA TOUR Charity Team Competition realized \$100,000 for Bell Canadian Open charities.

TOURNAMENT NAME	TOURNAMENT TOTAL	TOURNAMENT BONUS
1. BELL CANADIAN OPEN	\$3,519,379	\$100,000
2. NEC WORLD SERIES OF GOLF	3,471,485	75,000
3. WESTIN TEXAS OPEN	3,412,565	50,000
4. MERCEDES CHAMPIONSHIPS	3,362,723	40,000
5. BUICK CHALLENGE	3,287,681	30,000
6. FREEPORT-MCDERMOTT CLASSIC	3,244,694	24,000
7. DEPOSIT GUARANTY GOLF CLASSIC	3,211,548	24,000
8. BUICK OPEN	3,199,174	24,000
9. B.C. OPEN	3,180,366	24,000
10. KEMPER OPEN	2,987,390	24,000
11. GTE BYRON NELSON CLASSIC	2,586,507	24,000
12. BUICK INVITATIONAL	2,582,345	24,000
13. SHELL HOUSTON OPEN	2,487,073	24,000
14. GREATER VANCOUVER OPEN	2,407,785	24,000
15. BOB HOPE CHRYSLER CLASSIC	2,359,362	24,000
16. UNITED AIRLINES HAWAIIAN OPEN	2,333,985	24,000
17. BAY HILL INVITATIONAL	2,272,786	24,000
18. MASTERCARD COLONIAL	2,260,219	24,000
19. MOTOROLA WESTERN OPEN	2,229,703	24,000
20. BUICK CLASSIC	2,030,764	24,000
21. GREATER GREENSBORO CHRYSLER CLASSIC	1,988,475	24,000
22. TUCSON CHRYSLER CLASSIC	1,985,187	24,000
23. MCI CLASSIC	1,891,353	24,000
24. THE TOUR CHAMPIONSHIP	1,861,170	24,000
25. CANON GREATER HARTFORD OPEN	1,831,164	24,000
26. THE PLAYERS CHAMPIONSHIP	1,591,667	24,000
27. JCPENNEY CLASSIC	1,506,419	24,000
28. QUAD CITY CLASSIC	1,451,848	24,000
29. BELL SOUTH CLASSIC	1,393,078	24,000
30. LAS VEGAS INVITATIONAL	1,358,600	24,000
31. CVS CHARITY CLASSIC	1,334,089	24,000
32. MICHELOB CHAMPIONSHIP AT KINGSMILL	1,257,832	24,000
33. GREATER MILWAUKEE OPEN	1,215,646	24,000
34. NISSAN OPEN	1,093,229	24,000
35. FEDEX ST. JUDE CLASSIC	810,999	24,000
	TOTAL	\$1,015,000

## 1999 MASTERCARD/PGA TOUR CHARITY TEAM COMPETITION DRAFT

### 1. Michelob Championship at Kingsmill

1. David Duval
2. Scott Simpson
3. Larry Mize
4. Curtis Strange

### 2. Motorola Western Open

1. Tiger Woods
2. Michael Bradley
3. Craig Stadler
4. Tom Byrum

### 3. Shell Houston Open

1. Davis Love III
2. Tom Kite
3. Kevin Sutherland
4. Phil Blackmar

### 4. FedEx

#### St. Jude Classic

1. Justin Leonard
2. Bob Friend
3. Greg Kraft
4. Doug Barron

### 5. JCPenney Classic

1. Vijay Singh
2. John Daly
3. Dudley Hart
4. Mark Wiebe

### 6. B.C. Open

1. Jim Furyk
2. Robert Allenby
3. Corey Pavin
4. Dave Stockton, Jr.

### 7. THE PLAYERS Championship

1. Fred Couples
2. Len Mattiace
3. Rocco Mediate
4. J.L. Lewis

### 8. Air Canada Championship

1. Phil Mickelson
2. Joe Durant
3. Harrison Frazar
4. Ben Bates

### 9. Buick Classic

1. Jesper Parnevik
2. Paul Stankowski
3. J.P. Hayes
4. Kevin Wentworth

### 10. Las Vegas Invitational

1. Mark O'Meara
2. Paul Tataurangi
3. Jay Don Blake
4. Jeff Gallagher

### 11. MCI Classic

1. Payne Stewart
2. Jay Haas
3. Nolan Henke
4. Lee Rinker

### 12. Touchstone Energy Tucson Open

1. Greg Norman
2. Kirk Triplett
3. Peter Jacobsen
4. Eric Booker

### 13. MasterCard Colonial

1. Tom Lehman
2. Tommy Tolles
3. Lanny Wadkins
4. Omar Uresti

### 14. THE TOUR Championship

1. Steve Elkington
2. Brandel Chamblee
3. Steve Lowery
4. Blaine McCallister

### 15. BellSouth Classic

1. Mark Calcavecchia
2. Steve Pate
3. Olin Browne
4. Esteban Toledo

### 16. Greater Greensboro Chrysler Classic

1. Ernie Els
2. Frank Nobilo
3. Fuzzy Zoeller
4. Franklin Langham

### 17. John Deere Classic

1. Lee Janzen
2. Kenny Perry
3. Joey Sindelar
4. Mike Weir

### 18. Entergy Classic

1. Hal Sutton
2. Brian Watts
3. Tom Pernice
4. Kelly Gibson



## 1999 MASTERCARD/PGA TOUR CHARITY TEAM COMPETITION DRAFT

### 19. Sony Open in Hawaii

1. Nick Price
2. Brent Geiberger
3. Paul Goydos
4. Brad Fabel

### 20. Reno-Tahoe Open

1. Steve Stricker
2. Scott McCarron
3. Lee Porter
4. Neal Lancaster

### 21. Kemper Open

1. Stuart Appleby
2. Bill Glasson
3. David Frost
4. Brian Henninger

### 22. Greater Milwaukee Open

1. Scott Hoch
2. Chris Perry
3. John Maginnes
4. Charles Raulerson

### 23. AT&T Pebble Beach National Pro-Am

1. Jeff Sluman
2. David Toms
3. Duffy Waldorf
4. Mike Springer

### 24. GTE Byron Nelson Classic

1. John Cook
2. Tom Watson
3. Clark Dennis
4. Bob Burns

### 25. Nissan Open

1. Billy Mayfair
2. Nick Faldo
3. Scott Gump
4. Craig Parry

### 26. Southern Farm Bureau Classic

1. Jeff Maggert
2. Scott Verplank
3. Jim Carter
4. Bruce Lietzke

### 27. Canon Greater Hartford Open

1. Stewart Cink
2. Paul Azinger
3. Mark Brooks
4. Joe Ogilvie

### 28. Buick Open

1. John Huston
2. Steve Flesch
3. Tommy Armour III
4. Russ Cochran

### 29. Buick Invitational

1. Bob Tway
2. Skip Kendall
3. Doug Martin
4. Chris DiMarco

### 30. Bob Hope Chrysler Classic

1. Andrew Magee
2. Frank Lickliter
3. Mike Hulbert
4. Robin Freeman

### 31. Bay Hill Invitational

1. Billy Andrade
2. Robert Damron
3. Dan Forsman
4. Jay Delsing

### 32. Buick Challenge

1. Glen Day
2. Fred Funk
3. Bradley Hughes
4. Willie Wood

### 33. Mercedes Championships

1. Tim Herron
2. Loren Roberts
3. Jim Gallagher, Jr.
4. Woody Austin

### 34. Westin Texas Open

1. Steve Jones
2. Bob Estes
3. Ted Tryba
4. D.A. Weibring

### 35. Bell Canadian Open

1. Trevor Dodds
2. Brad Faxon
3. Stephen Ames
4. Jerry Kelly

## TOUR WIVES ASSOCIATION

TOUR Wives Association, Inc. is a Florida not-for-profit corporation organized to render support for and provide assistance to needy children and their families through the means of charitable events. The Association is comprised of the wives of professional golfers on the PGA TOUR and NIKE TOUR, as well as individuals and corporations that support the TOUR Wives Association's many charitable endeavors.




Since its inception in 1988, the TOUR Wives Association has supported children's charities across the country by raising money for child-related charities and given much back to the game of golf through personal and monetary contributions. In addition to the funds that are raised, the wives visit different charities in the communities where golf tournaments are held, spending time and playing with children supported by the charities.



While its membership varies from year to year, the commitment of the TOUR Wives Association to making a difference in the lives of needy children stands strong. The Association's dedicated members, past and present, have reached deep into their resources to balance the demands of family, work and travel and have given generously of themselves to realize their ideals.

The TOUR Wives Association celebrated its 10th anniversary during the 1998 season with a luncheon in Memphis hosted by ALSAC/St. Jude Children's Research Hospital. After the luncheon, the Wives Association presented a \$10,000 check to the hospital, which is the official charity of the FedEx St. Jude Classic.

*The TOUR Wives Association provides support to numerous causes, such as the St. Jude Children's Research Hospital.*



John Huston broke the PGA TOUR record for most strokes under par with a 28-under-par 260 at the 1998 United Airlines Hawaiian Open, then won his fifth TOUR title at the National Car Rental Golf Classic at Walt Disney World Resort.



ADDITIONAL INFORMATION

## TOURNAMENT PLAYERS CLUBS

### Tournament Players Club



The PGA TOUR's Tournament Players Club Network has maintained a reputation for operating high-quality clubs since its inception nearly 20 years ago.

The TPC Network continues to grow, with nearly 30 facilities currently open or under construction, including several overseas.

By the end of 1998, nine domestic Tournament Players Clubs either were in the planning or construction stage.

TPCs encompass all forms of golf-related operations — resort facilities, corporate/private membership clubs and daily fee courses — and, as such, PGA TOUR Golf Course Properties, Inc. is able to match the type of facility with the demands of each market in which a club operates.

The Network represents the highest standard in the golf course industry, commensurate with the members of the organization it represents, the players of the PGA TOUR. Each Tournament Players Club embodies the trademark of excellence first established with the flagship TPC at Sawgrass in Ponte Vedra Beach, FL, which opened its world-famous Stadium Course in the fall of 1980.

This commitment to overall excellence serves as the foundation for the Network's overall success.

The TPC Network was born through former PGA TOUR Commissioner Deane Beman's desire to provide TOUR players with quality golf courses that also would offer spectators enhanced viewing areas.

Beman also reasoned that development of quality facilities would alleviate the TOUR's dependency on the television dollar, while providing rent-free venues for tournaments. The savings in rent, in turn, would generate both increased purses and greater charitable contributions by the tournaments held at TPCs.

The TPC at Sawgrass was the first Tournament Players Club to hold a PGA TOUR event, becoming the permanent home of THE PLAYERS Championship in 1982. Today, a growing number of PGA TOUR and SENIOR PGA TOUR events are held at TPC facilities each year. In 1998, 15 tournaments were conducted on TPC courses. NIKE TOUR events will be played at TPCs in the future.

Many of the top golf course architects are connected with Tournament Players Club projects, including Pete Dye, Tom Fazio, Arnold Palmer, Jack Nicklaus, Gary Player, Arthur Hills, Jay Morrish, Tom Weiskopf, Greg Norman and Bob Von Hagge. Palmer is designing his second Tournament Players Club course, the TPC of The Twin Cities.

The TPC at Jasna Polana (Princeton, NJ), designed by Player, opened in 1998. Scheduled to open in 1999 are the TPC of Myrtle Beach, designed by Fazio; the TPC of Virginia Beach, designed by Dye; and the TPC at Deere Run (Moline, IL), designed by D.A. Weibring.

Moreover, in recognizing the importance of player input for tournament courses, TOUR members — including Ben Crenshaw, Raymond Floyd, Fuzzy Zoeller, Chi Chi Rodriguez and Lanny Wadkins — have served as design consultants.

Others are Hale Irwin for the TPC at Wakefield Plantation in Raleigh, NC, Curtis Strange at the TPC of Virginia Beach, Tom Lehman at the TPC of the Twin Cities and Mark O'Meara at the TPC at Valencia in California.

# TOURNAMENT PLAYERS CLUBS

Club	General Manager	Architect	Consultant	Tournament
1. <b>TPC at Sawgrass</b> Ponte Vedra Beach, FL	Bill Reid	Pete Dye	—	THE PLAYERS Championship
2. <b>TPC at Eagle Trace</b> Coral Springs, FL	Ronnie Parker	Arthur Hills	—	—
3. <b>TPC at River Highlands</b> Cromwell, CT	Bill Whaley	Pete Dye/ *DSI	Howard Twitty/ Roger Maltbie	Canon Greater Hartford Open
4. <b>TPC at Prestancia</b> Sarasota, FL	Robert Norton	Ron Garl	Mike Souchak	American Express Invitational
5. <b>TPC at Avenel</b> Potomac, MD	Mike Leemhuis	Ault, Clark & Associates	Ed Sneed	Kemper Open
6. <b>TPC of Scottsdale</b> Scottsdale, AZ	Bill Grove	Jay Morrish/ Tom Weiskopf	Jim Colbert/ Howard Twitty	Phoenix Open
7. <b>TPC at Piper Glen</b> Charlotte, NC	Burt Baine	Arnold Palmer	—	The Home Depot Invitational
8. <b>TPC at Southwind</b> Memphis, TN	Bill Hughes	Ron Prichard	Hubert Green/ Fuzzy Zoeller	FedEx St. Jude Classic
9. <b>TPC of Michigan</b> Dearborn, MI	Steve Munch	Jack Nicklaus	—	FORD SENIOR PLAYERS Championship
10. <b>TPC of Tampa Bay</b> Tampa, FL	Steve Nile	*DSI	Chi Chi Rodriguez	GTE Classic
11. <b>TPC at Summerlin</b> Las Vegas, NV	Mike Davis	*DSI	Fuzzy Zoeller	Las Vegas Invitational
12. <b>TPC at Heron Bay</b> Coral Springs, FL	Todd Bork	Mark McCumber	—	Honda Classic
13. <b>TPC at Sugarloaf</b> Atlanta, GA	Doug Meredith	Greg Norman	—	BellSouth Classic
14. <b>TPC at The Canyons</b> Las Vegas, NV	Chuck Bombard	*DSI	Raymond Floyd	Las Vegas Senior Classic
15. <b>TPC at Jasna Polana</b> Princeton, NJ	Lee Woodruff	Gary Player	—	—

\* PGA TOUR Design Services, Inc., Bobby Weed, Chief Designer

\*\* PGA TOUR Design Services, Inc., Chris Gray, Chief Designer



## TOURNAMENT PLAYERS CLUBS

Club	General Manager	Architect	Consultant	Tournament
16. TPC of Myrtle Beach Myrtle Beach, SC	Skip Corn	Tom Fazio	Lanny Wadkins	Ingersoll-Rand SENIOR TOUR Championship
17. TPC of Virginia Beach Virginia Beach, VA	Chris Coleman	Pete Dye	Curtis Strange	NIKE TOUR event
18. TPC at Deere Run (1999) Moline, IL	—	**DSI/Golf Resources Group	D.A. Weibring	John Deere Classic
19. TPC at Wakefield Plantation (2000) Raleigh, NC	—	—	Irwin Design	Hale Irwin NIKE Carolina Classic
20. TPC at Valencia (2000) Valencia, CA	—	**DSI	—	—
21. TPC of the Twin Cities (2000) Minneapolis, MN	—	Arnold Palmer	Tom Lehman	Coldwell Banker Burnet Classic
22. TPC at Lake Nona (2000) (54 holes) Orlando, FL	—	Pete Dye Arnold Palmer Tom Fazio	—	—
23. TPC at Fairfield Plantation New Orleans, LA	—	—	—	Entergy Classic
TOURNAMENT PLAYERS COURSES (Licensed Facilities — 4)				
1. TPC at The Woodlands The Woodlands, TX	—	Bob Von Hagge	—	Shell Houston Open
2. TPC at Las Colinas Irving, TX	—	Jay Morrish	Ben Crenshaw/ Byron Nelson	GTE Byron Nelson Classic
3. TPC at PGA West La Quinta, CA	—	Pete Dye	—	—
4. TPC at Snoqualmie Ridge (1998) Seattle, WA	—	Jack Nicklaus	—	—
TPCS—INTERNATIONAL (6)				
TPC of Batoh Tochigi Prefecture, Japan	—	TPC Mission Hills Kanchanaburi, Thailand	—	TPC Mission Hills Shenzhen, China
TPC of Mito Ibaraki Prefecture, Japan	—	TPC Mission Hills Khao Yai, Thailand	—	TPC Ichihara Chiba, Japan

\* PGA TOUR President *Reed Beeman* Chief Executive

\*\* PGA TOUR President *Reed Beeman* Chief Executive

## PGA TOUR PRODUCTIONS

PGA TOUR Productions is the television, film and video production company of the PGA TOUR.

Most people know PGA TOUR Productions by its award-winning "Inside The PGA TOUR" and "Inside The SENIOR PGA TOUR" shows, which are broadcast each week on ESPN and are celebrating their 15th and ninth seasons, respectively. Additionally, PGA TOUR Productions produces "This Is The PGA TOUR" for FOX Sports Net.

In addition to the "Inside" shows, Productions has developed an expertise in delivering live and live-to-tape golf events, including the Gillette Tour Challenge Championship, RE/MAX World Long Drive Championship, Senior Match Play Challenge and NIKE TOUR Championship, as well as the Touchstone Energy Tucson Open and Reno-Tahoe Open for CNBC.

Beginning in Jan. 1999, PGA TOUR Productions will bring on line a new state-of-the-art studio located at World Golf Village. USA Network's early-round action will be supplemented with studio-based programming produced by PGA TOUR Productions.

PGA TOUR Productions also serves a worldwide clientele by producing, in conjunction with the networks, international live telecasts of PGA TOUR events. Beginning in 1999, Productions will serve as distributor of the PGA TOUR World Feed, serving South and Central America, South Africa, Europe and Asia. PGA TOUR Productions programming is distributed to more than 120 countries, is translated into 17 languages and is available to more than 240-million homes worldwide.

PGA TOUR Productions is housed in a 32,000-square-foot, all-digital facility at World Golf Village, located near St. Augustine, FL. Along with the latest in television and communications technology, PGA TOUR Productions houses the world's most extensive golf footage library. World Golf Village is located adjacent to Interstate 95, southwest of PGA TOUR Headquarters in Ponte Vedra Beach, FL.



*The home of PGA TOUR Productions*



## **pgatour.com**

**(On the Internet at <http://www.pgatour.com>)**

The PGA TOUR entered cyberspace on January 8, 1997, and the response has exceeded all expectations — making pgatour.com one of the most popular sports sites on the World Wide Web.



Since its launch, pgatour.com has grown to well over one-and-one-half-million page views per day. Those numbers will only grow this year as pgatour.com again enhances existing features and expands with new content areas. Growth in 1999 is projected at an additional 50 percent.

The heart of pgatour.com remains the comprehensive information it provides about players and tournaments on the PGA TOUR, SENIOR PGA TOUR and NIKE TOUR.

Real-time scoring has proven one of the more popular features — offering fans the opportunity to track their favorite player's progress on a hole-by-hole basis. The Broadcast Booth provides regular early-round coverage for "in-office" listening. Audio links to PGA TOUR Radio broadcasts further place visitors to pgatour.com in the heart of the action. Video, instruction and special features round out the site.

With the support of Foundation Sponsors Michelob, IBM, Titleist and Buick, pgatour.com launched a new, more versatile look.

Players and fans can participate in chat sessions and listen to press conferences live. E-commerce allows customers to buy PGA TOUR merchandise on-line, then have them delivered right to their homes.

Games and contests abound, as do interactive opportunities.

The World Wide Web is only going to grow, and the PGA TOUR plans to take advantage of the many facets of the medium to broaden its fan base around the world.

# PGA TOUR RADIO

PGA TOUR Radio broadcasts exclusive live coverage of the PGA TOUR, SENIOR PGA TOUR and NIKE TOUR, providing listeners with the most comprehensive, insightful and entertaining golf programming available.

PGA TOUR Radio, which has a national network of 200-plus radio stations in more than 100 markets, broadcasts live coverage of a total of 35 events on the three TOURs, as well as timely "Leaderboard Updates" each Thursday through Sunday, and a one-hour magazine show every Saturday morning.

This season, PGA TOUR Radio has added golf instructor Butch Harmon to its broadcast lineup. Harmon presents a weekly series of easy-to-understand golf tips.

Additional information, including broadcast schedules and audio feeds, can be found on [www.pgatourradio.com](http://www.pgatourradio.com) and [www.pgatour.com](http://www.pgatour.com).

The 1999 PGA TOUR Radio schedule:



## 1999 PGA TOUR RADIO SCHEDULE\*\*

#	Week	Date	Event
1)	3	January 23-24	Bob Hope Chrysler Classic
2)	4	30-31	Phoenix Open
3)	5	February 6-7	AT&T Pebble Beach National Pro-Am
4)	6	13-14	Buick Invitational
5)	7	20-21	Nissan Open
6)	8	27-28	WGC-Andersen Consulting Match Play Championship
7)	9	6-7	Doral-Ryder Open
8)	10	13-14	<b>Toshiba Senior Classic</b>
9)	11	20-21	Bay Hill Invitational
10)	12	27-28	THE PLAYERS Championship
11)	13	3-4	BellSouth Classic
12)	13	3-4	<b>The Tradition</b>
13)	15	17-18	MCI Classic
14)	16	24-25	Greater Greensboro Chrysler Classic
15)	17	May 1-2	Shell Houston Open
16)	18	8-9	<b>Nationwide Championship</b>
17)	19	15-16	GTE Byron Nelson Classic
18)	20	22-23	MasterCard Colonial
19)	21	29-30	Kemper Open
20)	22	June 5-6	Memorial Tournament
21)	23	12-13	FedEx St. Jude Classic
22)	25	26-27	<b>FORD SENIOR PLAYERS Championship</b>
23)	26	July 3-4	Motorola Western Open
24)	30	31-Aug. 1	Canon Greater Hartford Open
25)	31	August 7-8	Buick Open
26)	33	21-22	Sprint International
27)	34	28-29	WGC-NEC Invitational
28)	36	September 11-12	<b>Comfort Classic</b>
29)	38	25-26	Westin Texas Open
30)	39	October 2-3	Buick Challenge
31)	40	9-10	Michelob Championship at Kingsmill
32)	41	16-17	Las Vegas Invitational
33)	42	23-24	<b>NIKE TOUR Championship</b>
34)	43	30-31	THE TOUR Championship
35)	44	November 6-7	Ingersoll-Rand SENIOR TOUR Championship

SENIOR PGA TOUR events in **bold**  
NIKE TOUR events in **bold & italics**

\*\*Schedule subject to change

## WORLD GOLF VILLAGE



**Ruffin Beckwith**  
Executive  
Director

World Golf Village is one of the most ambitious projects ever undertaken in golf. Situated along Interstate 95 in Northeast Florida, it is a major international focal point for the game, as well as a premier tourism, business and golf destination.

The Village offers an environment that not only honors the game of golf and its great players, but also provides an entertaining and educational experience for golfers and non-golfers from around the world.

Its centerpiece is the 75,000-square-foot World Golf Hall of Fame, museum and IMAX Theater. Circling the Village Lake is the Walk of Champions, honoring each member of the World Golf Hall of Fame.

Overall, World Golf Village is a celebration of a game rich in history and tradition, a theme that carries beyond the actual Hall of Fame building and into other components of the Village.

The complex also includes one of the three courses for the Saint Johns Development, of which World Golf Village is a part. The course, developed by Scratch Golf, is named "The Slammer and The Squire" after Hall of Fame design consultants Sam Snead and Gene Sarazen, who worked with architect Robert Weed. The Slammer and The Squire serves as home for the Liberty Mutual Legends of Golf, which is played the week before THE PLAYERS Championship.

Additional amenities at World Golf Village include the 10-story, 300-room World Golf Resort Hotel and Conference Center, developed by John Q. Hammons, Inc.; The Residences corporate villas by EcoGroup; the Vistana Resort at World Golf Village, a complex of interval vacation villas; The Shops at World Golf Village, an upscale shopping area; plus the new headquarters for PGA TOUR Productions. Future components include a golf academy, Mayo Clinic facility and a spa.

Shell Oil Company is the Founding Partner of the World Golf Village. The number to call for World Golf Village information is 904-940-4000; its web site is [www.wgv.com](http://www.wgv.com).



**WORLD GOLF  
VILLAGE**



**Shell**  
FOUNDING  
PARTNER

*A view of World Golf Village featuring the World Golf Hall of Fame*





## WORLD GOLF HALL OF FAME

The support the World Golf Hall of Fame has received from the world's major golf organizations distinguishes it as a unique partnership that reflects the universality of the game and promise for further growth.

The Hall of Fame and accompanying exhibits honor the great players and contributors to the game, and entertain and inform the public about the rich history and tradition of golf internationally.



Artifacts from the former World Golf Hall of Fame in Pinehurst, NC were incorporated into the museum exhibits. But the overall experience is intended to interest golfers and non-golfers alike by introducing modern technology and interactive displays that continually are being enhanced.

The building also features an IMAX Theater, with a screen 80 feet high and 60 feet wide, for which a special film about golf is being developed.

The 71 players and contributors inducted into the former Hall of Fame in Pinehurst and/or the LPGA Hall of Fame were "grandfathered" into the new facility. Annual induction ceremonies for newly elected Hall of Fame members are held each March, bringing together dignitaries from throughout the golf world.

The first elections for the PGA TOUR and International Ballots were conducted in 1996 and 1997. Johnny Miller was the only player elected in 1996, receiving the necessary 75 percent of votes on the PGA TOUR Ballot. Seve Ballesteros of Spain and Nick Faldo of England became the first players elected through the International Ballot in 1997, their first year of eligibility. Faldo was inducted in 1998 while Ballesteros will be inducted this March, joined by the late Lloyd Mangrum, who was admitted in 1998 via the PGA TOUR Ballot.

*The first World Golf Hall of Fame induction ceremony, held in May 1998*



## WORLD GOLF HALL OF FAME SUPPORTING ORGANIZATIONS

American Junior Golf Association	NIKE TOUR
American Society of Golf Course Architects	PGA of America
Augusta National Golf Club	PGA European Tour
Club Managers Association of America	PGA of Japan
Golf Course Builders Association of America	PGA Tour of Southern Africa
Golf Course Superintendents Association of America	PGA TOUR
Golf Writers Association of America	PGA Tour of Australasia
Ladies Professional Golf Association	PGA TOUR Productions
LPGA Sponsors Association	PGA TOUR Tournaments Association
LPGA Teaching & Club Professional Division	Royal & Ancient Golf Club of St. Andrews
National Golf Course Owners Association	Royal Canadian Golf Association
National Golf Foundation	SENIOR PGA TOUR
National Minority Golf Foundation	SENIOR PGA TOUR Tournament Association
	United States Golf Association

## MEMBERS OF THE WORLD GOLF HALL OF FAME

### INDUCTED VIA THE FORMER WORLD GOLF HALL OF FAME IN PINEHURST, NC

(selected by the Golf Writers Association of America):

1974	Patty Berg, Walter Hagen, Ben Hogan, Robert T. Jones, Byron Nelson, Jack Nicklaus, Francis Ouimet, Arnold Palmer, Gary Player, Gene Sarazen, Sam Snead, Harry Vardon, Babe Zaharias
1975	Willie Anderson, Fred Corcoran, Joseph C. Dey, Chick Evans, Tom Morris, Jr., John H. Taylor, Glenna C. Vare, Joyce Wethered
1976	Tommy Armour, James Braid, Tom Morris, Sr., Jerome Travers, Mickey Wright
1977	Bobby Locke, John Ball, Herb Graffis, Donald Ross
1978	Billy Casper, Harold Hilton, Dorothy Campbell Hurd Howe, Bing Crosby, Clifford Roberts
1979	Louise Suggs, Walter Travis
1980	Lawson Little, Henry Cotton
1981	Lee Trevino, Ralph Guldahl
1982	Julius Boros, Kathy Whitworth
1983	Bob Hope, Jimmy Demaret
1985	JoAnne Carner
1986	Cary Middlecoff
1987	Robert Trent Jones, Betsy Rawls
1988	Tom Watson, Peter Thomson, Bob Harlow
1989	Raymond Floyd, Nancy Lopez, Roberto De Vincenzo, Jim Barnes
1990	William C. Campbell, Paul Runyan, Gene Littler, Horton Smith
1992	Hale Irwin, Chi Chi Rodriguez, Richard Tufts, Harry Cooper

### INDUCTED VIA THE LPGA HALL OF FAME:

1951	Betty Jameson	1993	Patty Sheehan
1977	Sandra Haynie, Carol Mann	1994	Dinah Shore
1991	Pat Bradley	1995	Betsy King

### ELECTED THROUGH THE PGA TOUR HALL OF FAME:

1996	Johnny Miller
1998	Lloyd Mangrum

### ELECTED THROUGH THE INTERNATIONAL BALLOT:

1997	Seve Ballesteros, Nick Faldo
------	------------------------------

## PGA TOUR PIONEERS/MEMBERS IN WORLD GOLF HALL OF FAME

### **Willie Anderson**

The son of a Scottish greenkeeper, Anderson emigrated to the U.S. at age 15 and became the first dominant player in America. He won the U.S. Open four times before age 27, including three consecutively from 1903 to 1905. Anderson finished in the top five 11 of the 14 times that he competed in the national championship.

### **Tommy Armour**

A native of Edinburgh, the "Silver Scot" won the 1927 U.S. Western Open, the 1930 PGA Championship and the 1931 British Open. One of golf's most respected instructors, Armour excelled despite injuries suffered in World War I that left him with one eye and with metal plates in his head and arm.

### **Jim Barnes**

An assistant pro in England at age 15, Barnes came to America at 19, and between 1916 and 1925 won all the major tournaments of his day: the Western Open in 1914, 1917 and 1919; the first two PGA Championships in 1916 and 1919; the 1921 U.S. Open; and the 1925 British Open.

### **Julius Boros**

An accountant by trade, Boros turned professional at age 30. Just two years later, in 1952, he won the U.S. Open and was named PGA Player of the Year. He claimed a second U.S. Open in 1963 at The Country Club in Brookline, MA, and in 1968 captured the PGA Championship at age 48.

### **Billy Casper**

A brilliant putter, Casper won the Vardon Trophy for lowest scoring average five times and was a member of eight Ryder Cup teams. Of his 60 career victories, three were major championships, including the 1966 U.S. Open, when he came from seven strokes back with nine holes to play to tie Arnold Palmer, then won their playoff.

### **Harry Cooper**

Known as "Lighthorse Harry" for the speed at which he played, Cooper won more than 30 professional tournaments between 1926 and 1942. He was never able to capture a major championship, finishing second on three occasions. In 1937, he won nine tournaments and was the first winner of the Vardon Trophy for lowest scoring average.

### **Fred Corcoran**

As tournament manager of the PGA from 1936 to 1947, Corcoran more than doubled the number of Tour events. Working with Babe Zaharias and Patty Berg, and with financial support from Wilson, he was instrumental in forming the LPGA Tour in 1949. Also a promoter and agent, he founded the Golf Writers Association of America in 1946.

### **Jimmy Demaret**

With a personality as colorful as his wardrobe, Demaret was one of golf's most popular figures for four decades. The Texas native once quit professional golf to become a nightclub singer, but returned in 1938 and won the 1940 Masters. After serving in the Navy during World War II, he won the Masters in 1947 and 1950.

### **Roberto De Vincenzo**

De Vincenzo, a native of Argentina, turned professional in 1938 at age 15. He joined the USPGA in 1947 and collected nine career tour victories. A truly international champion, he won more than 200 tournaments worldwide, most notably the 1967 British Open. In 1980 at Winged Foot, De Vincenzo won the inaugural U.S. Senior Open.

## PGA TOUR PIONEERS/MEMBERS IN WORLD GOLF HALL OF FAME

### **Joseph C. Dey**

Golf's most respected administrator, Dey was named Executive Secretary of the USGA in 1934, a position he held for 34 years. As the first commissioner of what became the PGA TOUR, he guided the tournament players in their split from the PGA of America. In 1975 he became the second American to captain the Royal and Ancient.

### **Nick Faldo**

Faldo compiled an astounding record prior to his 1997 election to the Hall of Fame. In 20 years he won more than 40 tournaments worldwide, including three British Opens and three Masters Tournaments, and competed on 11 European Ryder Cup Teams. In 1990, Faldo was the first international player to be named PGA of America Player of the Year.

### **Raymond Floyd**

With the 1969 and 1982 PGA Championships and the 1976 Masters Tournament to his credit, Floyd was already a player of renown when he won his fourth major championship title. In 1986, at age 43, he captured the U.S. Open at Shinnecock Hills. His steely competitiveness carried over to a successful career on the SENIOR PGA TOUR.

### **Ralph Guldahl**

In 1938, Guldahl quit tournament golf in frustration to sell cars in Dallas. He returned one year later and, with victories at Oakland Hills in 1937 and Cherry Hills in 1938, became one of the few players to capture consecutive U.S. Open titles. He also won three consecutive Western Opens and the 1939 Masters Tournament.

### **Walter Hagen**

Flamboyant and charismatic, Hagen was the first professional to make a living playing golf, rather than teaching it. Wild off the tee, but superb at recovery, his fame mirrored his lifestyle. Captain of the first six American Ryder Cup teams, he won two U.S. Opens, four British Opens and five PGA Championships, including four consecutively.

### **Bob Harlow**

Harlow, a newspaperman from Massachusetts, was best known as the founder of Golf World Magazine. As manager for Walter Hagen from 1921 to 1929, and later for Joe Kirkwood, he arranged exhibitions both nationally and abroad. From 1930 to 1935, he served as tournament manager for the PGA TOUR.

### **Ben Hogan**

Hogan was legendary for his intensity and dedication to perfection. Having already claimed two PGA Championships and the U.S. Open by 1948, he suffered a life-threatening auto accident in 1949. Miraculously, he returned to win the U.S. Open in 1950, 1951 and 1953; the Masters Tournament in 1951 and 1953; and the 1953 British Open.

### **Hale Irwin**

An All-America in golf and All-Conference in football at the University of Colorado, Irwin won the 1967 NCAA Golf Championship. Between 1974 and 1990, he captured three U.S. Open titles, the last at age 45 in a 19-hole playoff. After 1995, he devoted himself to golf course design and the SENIOR PGA TOUR.

### **Lawson Little**

Stocky and powerful, but renowned for his short game, Little's greatest achievements came as an amateur. In 1934 and 1935, he captured the "Little Slam," winning both the U.S. and British Amateur Championships. After turning professional in 1936, he won seven events, most notably the 1940 U.S. Open in a playoff with Gene Sarazen.

## PGA TOUR PIONEERS/MEMBERS IN WORLD GOLF HALL OF FAME

### **Gene Littler**

Littler's first PGA TOUR win came in 1954 as an amateur. His last was in 1977 at age 47. He won the U.S. Amateur in 1953 and the U.S. Open in 1961, but lost both the Masters Tournament and the PGA Championship in playoffs. Littler amassed a total of 29 career PGA TOUR victories.

### **Lloyd Mangrum**

Known as a tough competitor with an aggressive style of play, Mangrum competed in an era that also included Hall of Famers Ben Hogan, Byron Nelson, Jimmy Demaret and Sam Snead. He counted the 1946 U.S. Open among his 36 career victories.

### **Cary Middlecoff**

After becoming the first amateur to win the North and South Open, Dr. Middlecoff abandoned a career in dentistry and turned professional in 1947. A brilliant analyst of the game and the golf swing, he won the U.S. Open in 1949 and 1956 and the Masters Tournament in 1955. He retired with 37 career victories.

### **Johnny Miller**

Miller dominated international golf in the early 1970s, winning 20 tournaments in six years. A remarkable 63 in the final round secured his victory in the 1973 U.S. Open at Oakmont. Winner of the 1976 British Open at Royal Birkdale, Miller gained renown as a television commentator before joining the SENIOR PGA TOUR in 1997.

### **Byron Nelson**

"Lord Byron" won two Masters Tournaments, two PGA Championships and the 1939 U.S. Open. He is best remembered for his 1945 season, when he won 19 tournaments, including 11 consecutively, finished second seven times and compiled a remarkable stroke average of 68.33. In 1947, at age 34, Nelson retired to his ranch in Texas.

### **Jack Nicklaus**

The legendary Bobby Jones said of him: "He plays a game with which I am not familiar." In his monumental career, Nicklaus amassed 18 professional major championship victories, far surpassing any golfer before or since. With more than 100 victories around the world, "The Golden Bear" is arguably the best golfer of the modern era.

### **Arnold Palmer**

The most charismatic player in history, Palmer's emergence in the late 1950s coincided with televised golf to generate unprecedented interest in the game. Arnie won the U.S. Amateur in 1954 and the U.S. Open in 1960. Also among the more than 80 professional victories he collected were four Masters Tournaments, two British Opens and five major championships on the SENIOR PGA TOUR.

### **Gary Player**

South African Gary Player made up for his diminutive size with a rigorous schedule of fitness training and persistent practice unequalled in golf. His career victories numbered more than 120 worldwide and included all four major championships. Player found later success as a dominant force on the SENIOR PGA TOUR.

### **Chi Chi Rodriguez**

Rodriguez won eight PGA TOUR events and collected more than 20 SENIOR PGA TOUR titles in his career. But it is his charitable work that will be best remembered. His pro-am tournament helped fund the Children's Hospital in his native Puerto Rico, and his Youth Foundation raised millions for disadvantaged children in Florida.



## PGA TOUR PIONEERS/MEMBERS IN WORLD GOLF HALL OF FAME

### **Paul Runyan**

Although one of the shortest hitters of his time, Runyan won more than 50 professional tournaments. After joining the Tour in 1933, he captured 16 events in two years and was leading money-winner in 1933 and 1934. A highly regarded short game and putting instructor, he won the PGA Championship twice, in 1934 and 1938.

### **Gene Sarazen**

Sarazen was the first golfer to win all four major championships. He won the U.S. Open in 1922 and 1932; the PGA in 1922, 1923, and 1933; and the British Open in 1932. But his victory in the 1935 Masters Tournament is best remembered for a remarkable final-round double-eagle on the 15th hole at Augusta National.

### **Horton Smith**

In 1929, at age 21, Smith played in 19 professional events, winning eight and finishing second four times. He remained a top professional throughout the 1930s, winning the first and third Masters Tournaments in 1934 and 1936. His last tournament win came in 1941, the year before he left golf to join the army.

### **Sam Snead**

"Slammin' Sam" Snead is renowned for his classical swing and the longevity of his career. The winner of three PGA Championships, three Masters Tournaments and the British Open, he made eight Ryder Cup appearances and was captain of the U.S. Team three times. Snead recorded 81 Tour victories, his last in 1965 at age 52.

### **Peter Thomson**

One of the most intriguing players the game has known, the Australian-born Thomson captured five British Open titles between 1954 and 1965, including three consecutively from 1954 to 1956. With wide interests that ranged from politics to music, Thomson maintained successful careers as a writer and golf course architect outside of competition.

### **Lee Trevino**

The ultimate self-made champion, Trevino made the transition from assistant professional at a Texas driving range to U.S. Open champion. He captured that title twice, in 1968 and 1971. With two British Opens, two PGA Championships and six Ryder Cup appearances to his credit, he later had a dominant career on the SENIOR PGA TOUR.

### **Tom Watson**

Watson's major championship victories included five British Opens and two Masters Tournaments. His victory in the 1982 U.S. Open featured a dramatic chip-in on the 17th hole at Pebble Beach. Arguably the most consistent player for a decade, he was the PGA TOUR's leading money-winner and Player of the Year four consecutive times from 1977 to 1980.

## CHARITABLE MISSION OF THE WORLD GOLF FOUNDATION

World Golf Foundation, Inc. is a nonprofit organization that has received the support of all major golf organizations throughout the world. The responsibilities of the World Golf Foundation include managing the World Golf Hall of Fame, the IMAX Theater and various charitable initiatives.

As the Founding Partner of World Golf Village, Shell Oil Company provides financial support and plays a lead role in the World Golf Hall of Fame and its charities.

One of the World Golf Foundation's charitable missions, on behalf of the supporting golf organizations, is to introduce golf to those who otherwise may not have an opportunity to experience the game, and through the golf experience promote scholastic achievement, community service, and the values of honesty, integrity and sportsmanship.

To this end, The First Tee was introduced in Nov. 1997 as an initiative to create new facilities and affordable access to golf. This initiative has the support and participation of various key sectors, including leading golf organizations and foundations, and a wide range of public sector constituencies.

"We want to create affordable entry points to golf for everyone who is interested in playing the game," said former President George Bush, Honorary Chairman of The First Tee.

The vision is to create hundreds of facilities and programs throughout the United States over the next 10 years, impacting those who have not had exposure to the game, particularly youth.

"Those of us who believe in the values of golf want to see the opportunity to play the game extended to all segments of our population," said Tim Finchem, PGA TOUR Commissioner and Chairman of the World Golf Foundation Board of Directors. "This program, The First Tee, can have a tremendous impact on golf – but, more importantly, it can have a real impact on the lives of young people who are attracted to the game."

A menu of model programs can be implemented in communities based on land availability, existing golf facilities, area needs and the level of support of municipalities and other youth programs.

The First Tee provides golf management expertise, consulting services and land planning to communities and organizations interested in having The First Tee in their areas. While proceeds from the World Golf Hall of Fame benefit The First Tee, public-private partnerships in each community are the primary funding source for each facility.

"With the support of the public and private sectors, and with the expertise of so many golf organizations available to this program, golf will find its way into new communities and new segments of the population," Finchem said.



## THE FIRST TEE



The First Tee is a World Golf Foundation initiative to create new facilities and affordable access to golf, with special emphasis on youngsters who otherwise may not have an opportunity to experience the game.

The initial two-year goal of The First Tee is to identify sites for 100 golf facilities in various stages of planning, development and operation. Each of these facilities will have the capability of introducing golf to as many as 1,000 children and adults annually.

In November of 1998, nearly one year to the day that the initiative first was announced, the inaugural First Tee National Association meeting was held at World Golf Village. More than 220 civic, business and political leaders attended, representing nearly 50 First Tee Chapters or Chapters in development.

The true value of the program is based on golf's unique ability to instill and nurture essential values, such as honesty, integrity, sportsmanship and a solid work ethic in young people who are introduced to the game.

This initiative has the support and participation of a variety of key sectors:

- The leading U.S. golf organizations, including the PGA TOUR, United States Golf Association, PGA of America, Ladies Professional Golf Association and Augusta National Golf Club, which are represented on the First Tee Oversight Committee.
- A wide range of public sector constituencies, including the U.S. Department of Housing and Urban Development, Bureau of Land Management, National Association of Parks and Recreation, National League of Cities, U.S. Conference of Mayors and the National Association of County Officials.
- A variety of groups, including the Tiger Woods Foundation and the National Minority Golf Foundation, dedicated to extending the reach of golf to new segments of the population.

The First Tee currently is focused on developing financial support and acquiring locations for these golf facilities. Common types of facilities include a three-hole course, a nine-hole executive length course, a full-scale 18-hole course and a 21-hole facility. All of these facilities will feature extensive teaching and practice areas and a multi-use clubhouse.

The development effort depends on support from prominent individuals and organizations who appreciate the values instilled by golf and the game's ability to positively influence young people's lives.

Primary contributions of the initiative include the provision of expertise and consulting advice, land planning services and other services to reduce the total cost of each project.

Funds raised will be leveraged through public-private partnerships to significantly increase the impact of the initial contributions. Proceeds from the World Golf Hall of Fame are being donated to The First Tee.

The First Tee Board of Trustees oversees the fundraising, budget and program functions of The First Tee. President George Bush is Honorary Chairman of the initiative.



*George Bush, Honorary Chairman of The First Tee, speaking in Houston*

Davis Love III captured his 13th PGA TOUR title and an MCI Classic-record fourth victory in 1998 with a seven-stroke win over Glen Day at Harbour Town.



MISCELLANEOUS

SECTION 11

# PGA TOUR MEDIA REGULATIONS

## GENERAL REGULATIONS

The following regulations are to be followed by *all* members of the media:

1. A daily "inside the ropes" access sticker is necessary to walk inside the gallery ropes. Remain not more than an arm's length from the ropes, so as to blend into the gallery and appear to be a part of the gallery at all times.
2. Players are not to be distracted during play. Do not interview players or ask them to pose for photographs during their rounds.
3. Do not interview players or ask them to pose for photographs during their practice sessions before a round, except by prior arrangement with the player.
4. If an interview is to be conducted in the practice areas, either the range or the putting green, it must be done by prior arrangement with the player, up against the ropes and not in the middle of the areas where it could be distracting to other players.
5. Do not disturb players at their 18th green and/or scoring tent until after they have checked, signed and returned their scorecards. Media are not allowed in the scoring tent.

## WORKING PRESS REGULATIONS

To avoid embarrassment to you and distraction to the contestants:

1. Do not walk or stand in playing areas.
2. Follow directions of marshals and other officials.
3. Do not interview during play. The leading players each day—and others requested—will be interviewed following their rounds in the Press Room interview area.

## TAPE RECORDER REGULATIONS

1. All tape recorder work should be done in the proximity of the Press Room and/or clubhouse.
2. Tape recorders are not permitted in the locker room.
3. Tape recorders are not permitted within the playing area of the golf course unless written permission has been granted from PGA TOUR.

## WEATHER DELAY GUIDELINES

1. During weather delay situations, no one other than players and essential staff will be permitted in the locker room. This means the media are not permitted in the locker room in such situations. However, whenever possible, arrangements will be made to provide players for interviews during such situations.
2. Fully accredited members of the news media will be welcome in the locker room at all other times to carry out their assigned duties. (Note: Cameras and tape recorders are not permitted in the locker room.)



## PHOTOGRAPHY REGULATIONS

Photo credentials will be issued only to personnel on assignment from recognized and accredited publications or news services. Requests for credentials must be made by the appropriate news agency, not by the photographer. PGA TOUR reserves the right to refuse photo credentials in its sole discretion.

Photographic likenesses of PGA TOUR, SENIOR PGA TOUR and NIKE TOUR players and tournament courses may be used only by the news agency which the photographer represents. Any other use must be approved in advance in writing by PGA TOUR.

Commercial exploitation of player or course photographs without written consent of the players or courses and PGA TOUR is prohibited.

A limited number of photo stickers, which permit the wearer access inside the gallery ropes, may be issued. Photographers who do not have stickers must stay outside the gallery ropes. Photographic assistants will not be issued stickers.

Cameras may be used only by accredited media representatives who have been assigned photo credentials, and such use is subject to the following conditions:

1. Photographers with stickers must stay within one arm's length of the ropes at all times. Photographers without stickers are not permitted inside the ropes at any time.
2. The use of golf carts is prohibited at all times.
3. Photographers must not position themselves in the line of play. If requested to move by a player, his caddie or an official, the photographer will do so without delay or discussion.
4. No photograph shall be taken until a player has completed his stroke.
5. Players should not be asked to pose during a round.
6. Noise-free equipment must be used at all times.
7. Cameras are not permitted in the scoring tent or in the locker rooms.

The Photographer shall indemnify, defend and hold the Tournament and the PGA TOUR and their respective officers, agents, representatives, successors and assigns harmless from and against any and all expenses, lawsuits, damages, costs and liabilities (including reasonable attorney's fees and expenses) incurred by, arising from, or in connection with (1) the unauthorized use of photographs taken by the Photographer, whether such unauthorized use is by the Photographer, the company designating the Photographer to use the credential on its behalf, or some third party to whom the photographs are distributed; (2) any injuries resulting from acts or omissions by the Photographer or some third party to whom the Photographer directly or indirectly distributed the material; (3) any cameras, wires, cables or other equipment brought to the premises by the Photographer, or (4) the use of any photographs of any matter other than coverage of the Tournament.

## TELEVISION COVERAGE REGULATIONS

The PGA TOUR retains exclusive television rights (including but not limited to broadcast, cable, home video) to all events on the PGA TOUR, SENIOR PGA TOUR and NIKE TOUR. No live or tape-delayed broadcast of any portion of any PGA TOUR, SENIOR PGA TOUR or NIKE TOUR event is permitted without the prior written consent of PGA TOUR.

In most cases, play-by-play television rights have been sold for network broadcast.

Stations or networks that have not purchased the rights to originate play-by-play coverage of events from the PGA TOUR are permitted to broadcast highlights coverage of such events only under the following conditions:

1. Televised coverage shall not be in excess of three minutes of highlights daily from each TOUR (and six minutes total for all three TOURs) and may not purport to be live, play-by-play coverage from the course. Requests for expanded coverage must be submitted in writing to PGA TOUR.
2. All highlights coverage must be part of regularly scheduled news and/or sports programs.
3. Highlights from any day's play may not be broadcast or used for any other purpose after seven days from the conclusion of play each day.
4. No action footage of any day's play may be broadcast until that day's live or tape-delayed coverage by the television network is concluded.
5. No footage may be inserted into any commercial announcement or sold to any other broadcast entity or agency.
6. As the exclusive rights holder, PGA TOUR is the absolute owner of all footage shot at the tournament site (golf action or other footage) and may request copies of any footage shot at PGA TOUR, SENIOR PGA TOUR and NIKE TOUR events. Such footage will be provided to the TOUR at cost upon request.
7. The use of golf carts is prohibited at all times.
8. Only personnel with appropriate credentials will be allowed inside the gallery ropes, and they must stay within one arm's length of the ropes at all times. All support personnel must remain outside the ropes.

## RADIO COVERAGE REGULATIONS

The PGA TOUR retains exclusive national radio rights to all events on the PGA TOUR, SENIOR PGA TOUR and NIKE TOUR.

No live or tape-delayed broadcast of any portion of any PGA TOUR, SENIOR PGA TOUR or NIKE TOUR event is permitted without the prior written consent of the PGA TOUR.

In some cases, play-by-play radio rights have been sold for network broadcast.

Stations or networks that have not purchased the rights to originate play-by-play coverage of events from the PGA TOUR are permitted to broadcast highlights coverage of such events only under the following conditions:

1. Coverage shall not be in excess of three minutes of highlights and may not purport to be live, play-by-play coverage from the course.
2. All highlights coverage must be part of regularly scheduled news and/or sports programs and may not be broadcast after seven days from the conclusion of play on that day.
3. As the exclusive rightsholder, PGA TOUR may request copies of any coverage of PGA TOUR, SENIOR PGA TOUR and NIKE TOUR events. Such coverage will be provided to the TOUR at cost upon request.
4. The use of golf carts is prohibited at all times.
5. Only personnel with appropriate credentials will be permitted into the media center and locker room areas.
6. Radio broadcasters are not permitted inside the gallery ropes at any time.
7. Broadcasters are not permitted to talk to players during play or after the round until the player has signed his scorecard.
8. Tape recorders are not permitted in the locker room.

## INTERNET SERVICE REGULATIONS

Media credentials will only be issued to personnel on assignment from recognized golf internet sites, as determined by PGA TOUR in its sole discretion. Individuals representing multiple interests (such as a recognized golf magazine and an internet site) must be separately credentialed for each interest. If you are not specifically credentialed for an on-line service, you may not use any information obtained for that service.

PGA TOUR retains exclusive broadcast rights (including but not limited to network, cable, internet, home video) to all events on the PGA TOUR, SENIOR PGA TOUR and NIKE TOUR. No live or tape-delayed delivery of any event is permitted without the prior written consent of PGA TOUR. Scores and statistics may be distributed only in accordance with these regulations.

1. Coverage must be part of the news portion of the site and must not purport to be live, play-by-play, or real time coverage from the course.
2. Scoring information appearing on a site may be provided no sooner than thirty minutes after the actual occurrence of the shots.
3. Photographic images of PGA TOUR, SENIOR PGA TOUR and NIKE TOUR players may be used for legitimate news coverage only, and may only be used at the conclusion of the day's play. Commercial exploitation of these images without written consent of the players and PGA TOUR is prohibited.

## PRIZE MONEY DISTRIBUTION CHARTS

PRO-AM CHART	
\$10,000	
Individual & Team	
POSITION	PRIZE
1 —	\$1,000
2 —	800
3 —	700
4 —	600
5 —	500
6 —	400
7 —	310
8 —	260
9 —	230
10 —	200

\$1,500,000	
POSITION	PRIZE
1 —	\$270,000
2 —	162,000
3 —	102,000
4 —	72,000
5 —	60,000
6 —	54,000
7 —	50,250
8 —	46,500
9 —	43,500
10 —	40,500
11 —	37,500
12 —	34,500
13 —	31,500
14 —	28,500
15 —	27,000
16 —	25,500
17 —	24,000
18 —	22,500
19 —	21,000
20 —	19,500
21 —	18,000
22 —	16,800
23 —	15,600
24 —	14,400
25 —	13,200
26 —	12,000
27 —	11,550
28 —	11,100
29 —	10,650
30 —	10,200
31 —	9,750
32 —	9,300
33 —	8,850
34 —	8,475
35 —	8,100
36 —	7,725
37 —	7,350
38 —	7,050
39 —	6,750
40 —	6,450
41 —	6,150
42 —	5,850
43 —	5,550
44 —	5,250
45 —	4,950
46 —	4,650
47 —	4,350
48 —	4,110
49 —	3,900
50 —	3,780
51 —	3,690
52 —	3,600
53 —	3,540
54 —	3,480
55 —	3,450
56 —	3,420
57 —	3,390
58 —	3,360
59 —	3,330
60 —	3,300
61 —	3,270
62 —	3,240
63 —	3,210
64 —	3,180
65 —	3,150
66 —	3,120
67 —	3,090
68 —	3,060
69 —	3,030
70 —	3,000

\$1,600,000	
POSITION	PRIZE
1 —	\$288,000
2 —	\$172,800
3 —	\$108,800
4 —	\$76,800
5 —	\$64,000
6 —	\$57,600
7 —	\$53,600
8 —	\$49,600
9 —	\$46,400
10 —	\$43,200
11 —	\$40,000
12 —	\$36,800
13 —	\$33,600
14 —	\$30,400
15 —	\$28,800
16 —	\$27,200
17 —	\$25,600
18 —	\$24,000
19 —	\$22,400
20 —	\$20,800
21 —	\$19,200
22 —	\$17,920
23 —	\$16,640
24 —	\$15,360
25 —	\$14,080
26 —	\$12,800
27 —	\$12,320
28 —	\$11,840
29 —	\$11,360
30 —	\$10,880
31 —	\$10,400
32 —	\$9,920
33 —	\$9,440
34 —	\$9,040
35 —	\$8,640
36 —	\$8,240
37 —	\$7,840
38 —	\$7,520
39 —	\$7,200
40 —	\$6,880
41 —	\$6,560
42 —	\$6,240
43 —	\$5,920
44 —	\$5,600
45 —	\$5,280
46 —	\$4,960
47 —	\$4,640
48 —	\$4,384
49 —	\$4,160
50 —	\$4,032
51 —	\$3,936
52 —	\$3,840
53 —	\$3,776
54 —	\$3,712
55 —	\$3,680
56 —	\$3,648
57 —	\$3,616
58 —	\$3,584
59 —	\$3,552
60 —	\$3,520
61 —	\$3,488
62 —	\$3,456
63 —	\$3,424
64 —	\$3,392
65 —	\$3,360
66 —	\$3,328
67 —	\$3,296
68 —	\$3,264
69 —	\$3,232
70 —	\$3,200

\$1,800,000	
POSITION	PRIZE
1 —	\$324,000
2 —	\$194,400
3 —	\$122,400
4 —	\$86,400
5 —	\$72,000
6 —	\$64,800
7 —	\$60,300
8 —	\$55,800
9 —	\$52,200
10 —	\$48,600
11 —	\$45,000
12 —	\$41,400
13 —	\$37,800
14 —	\$34,200
15 —	\$32,400
16 —	\$30,600
17 —	\$28,800
18 —	\$27,000
19 —	\$25,200
20 —	\$23,400
21 —	\$21,600
22 —	\$20,160
23 —	\$18,720
24 —	\$17,280
25 —	\$15,840
26 —	\$14,400
27 —	\$13,860
28 —	\$13,320
29 —	\$12,780
30 —	\$12,240
31 —	\$11,700
32 —	\$11,160
33 —	\$10,620
34 —	\$10,170
35 —	\$9,720
36 —	\$9,270
37 —	\$8,820
38 —	\$8,460
39 —	\$8,100
40 —	\$7,740
41 —	\$7,380
42 —	\$7,020
43 —	\$6,660
44 —	\$6,300
45 —	\$5,940
46 —	\$5,580
47 —	\$5,220
48 —	\$4,932
49 —	\$4,680
50 —	\$4,536
51 —	\$4,428
52 —	\$4,320
53 —	\$4,248
54 —	\$4,176
55 —	\$4,140
56 —	\$4,104
57 —	\$4,068
58 —	\$4,032
59 —	\$3,996
60 —	\$3,960
61 —	\$3,924
62 —	\$3,888
63 —	\$3,852
64 —	\$3,816
65 —	\$3,780
66 —	\$3,744
67 —	\$3,708
68 —	\$3,672
69 —	\$3,636
70 —	\$3,600

## PRIZE MONEY DISTRIBUTION CHARTS

\$1,900,000			\$2,000,000			\$2,300,000			\$2,400,000		
POSITION		PRIZE	POSITION		PRIZE	POSITION		PRIZE	POSITION		PRIZE
1	—	\$342,000	1	—	\$360,000	1	—	\$414,000	1	—	\$432,000
2	—	\$205,200	2	—	\$216,000	2	—	\$248,400	2	—	\$259,200
3	—	\$129,200	3	—	\$136,000	3	—	\$156,400	3	—	\$163,200
4	—	\$91,200	4	—	\$96,000	4	—	\$110,400	4	—	\$115,200
5	—	\$76,000	5	—	\$80,000	5	—	\$92,000	5	—	\$96,000
6	—	\$68,400	6	—	\$72,000	6	—	\$82,800	6	—	\$86,400
7	—	\$63,650	7	—	\$67,000	7	—	\$77,050	7	—	\$80,400
8	—	\$58,900	8	—	\$62,000	8	—	\$71,300	8	—	\$74,400
9	—	\$55,100	9	—	\$58,000	9	—	\$66,700	9	—	\$69,600
10	—	\$51,300	10	—	\$54,000	10	—	\$62,100	10	—	\$64,800
11	—	\$47,500	11	—	\$50,000	11	—	\$57,500	11	—	\$60,000
12	—	\$43,700	12	—	\$46,000	12	—	\$52,900	12	—	\$55,200
13	—	\$39,900	13	—	\$42,000	13	—	\$48,300	13	—	\$50,400
14	—	\$36,100	14	—	\$38,000	14	—	\$43,700	14	—	\$45,600
15	—	\$34,200	15	—	\$36,000	15	—	\$41,400	15	—	\$43,200
16	—	\$32,300	16	—	\$34,000	16	—	\$39,100	16	—	\$40,800
17	—	\$30,400	17	—	\$32,000	17	—	\$36,800	17	—	\$38,400
18	—	\$28,500	18	—	\$30,000	18	—	\$34,500	18	—	\$36,000
19	—	\$26,600	19	—	\$28,000	19	—	\$32,200	19	—	\$33,600
20	—	\$24,700	20	—	\$26,000	20	—	\$29,900	20	—	\$31,200
21	—	\$22,800	21	—	\$24,000	21	—	\$27,600	21	—	\$28,800
22	—	\$21,280	22	—	\$22,400	22	—	\$25,760	22	—	\$26,880
23	—	\$19,760	23	—	\$20,800	23	—	\$23,920	23	—	\$24,960
24	—	\$18,240	24	—	\$19,200	24	—	\$22,080	24	—	\$23,040
25	—	\$16,720	25	—	\$17,600	25	—	\$20,240	25	—	\$21,120
26	—	\$15,200	26	—	\$16,000	26	—	\$18,400	26	—	\$19,200
27	—	\$14,630	27	—	\$15,400	27	—	\$17,710	27	—	\$18,480
28	—	\$14,060	28	—	\$14,800	28	—	\$17,020	28	—	\$17,760
29	—	\$13,490	29	—	\$14,200	29	—	\$16,330	29	—	\$17,040
30	—	\$12,920	30	—	\$13,600	30	—	\$15,640	30	—	\$16,320
31	—	\$12,350	31	—	\$13,000	31	—	\$14,950	31	—	\$15,600
32	—	\$11,780	32	—	\$12,400	32	—	\$14,260	32	—	\$14,880
33	—	\$11,210	33	—	\$11,800	33	—	\$13,570	33	—	\$14,160
34	—	\$10,735	34	—	\$11,300	34	—	\$12,995	34	—	\$13,560
35	—	\$10,260	35	—	\$10,800	35	—	\$12,420	35	—	\$12,960
36	—	\$9,785	36	—	\$10,300	36	—	\$11,845	36	—	\$12,360
37	—	\$9,310	37	—	\$9,800	37	—	\$11,270	37	—	\$11,760
38	—	\$8,930	38	—	\$9,400	38	—	\$10,810	38	—	\$11,280
39	—	\$8,550	39	—	\$9,000	39	—	\$10,350	39	—	\$10,800
40	—	\$8,170	40	—	\$8,600	40	—	\$9,890	40	—	\$10,320
41	—	\$7,790	41	—	\$8,200	41	—	\$9,430	41	—	\$9,840
42	—	\$7,410	42	—	\$7,800	42	—	\$8,970	42	—	\$9,360
43	—	\$7,030	43	—	\$7,400	43	—	\$8,510	43	—	\$8,880
44	—	\$6,650	44	—	\$7,000	44	—	\$8,050	44	—	\$8,400
45	—	\$6,270	45	—	\$6,600	45	—	\$7,590	45	—	\$7,920
46	—	\$5,890	46	—	\$6,200	46	—	\$7,130	46	—	\$7,440
47	—	\$5,510	47	—	\$5,800	47	—	\$6,670	47	—	\$6,960
48	—	\$5,206	48	—	\$5,480	48	—	\$6,302	48	—	\$6,576
49	—	\$4,940	49	—	\$5,200	49	—	\$5,980	49	—	\$6,240
50	—	\$4,788	50	—	\$5,040	50	—	\$5,796	50	—	\$6,048
51	—	\$4,674	51	—	\$4,920	51	—	\$5,658	51	—	\$5,904
52	—	\$4,560	52	—	\$4,800	52	—	\$5,520	52	—	\$5,760
53	—	\$4,484	53	—	\$4,720	53	—	\$5,428	53	—	\$5,664
54	—	\$4,408	54	—	\$4,640	54	—	\$5,336	54	—	\$5,568
55	—	\$4,370	55	—	\$4,600	55	—	\$5,290	55	—	\$5,520
56	—	\$4,332	56	—	\$4,560	56	—	\$5,244	56	—	\$5,472
57	—	\$4,294	57	—	\$4,520	57	—	\$5,198	57	—	\$5,424
58	—	\$4,256	58	—	\$4,480	58	—	\$5,152	58	—	\$5,376
59	—	\$4,218	59	—	\$4,440	59	—	\$5,106	59	—	\$5,328
60	—	\$4,180	60	—	\$4,400	60	—	\$5,060	60	—	\$5,280
61	—	\$4,142	61	—	\$4,360	61	—	\$5,014	61	—	\$5,232
62	—	\$4,104	62	—	\$4,320	62	—	\$4,968	62	—	\$5,184
63	—	\$4,066	63	—	\$4,280	63	—	\$4,922	63	—	\$5,136
64	—	\$4,028	64	—	\$4,240	64	—	\$4,876	64	—	\$5,088
65	—	\$3,990	65	—	\$4,200	65	—	\$4,830	65	—	\$5,040
66	—	\$3,952	66	—	\$4,160	66	—	\$4,784	66	—	\$4,992
67	—	\$3,914	67	—	\$4,120	67	—	\$4,738	67	—	\$4,944
68	—	\$3,876	68	—	\$4,080	68	—	\$4,692	68	—	\$4,896
69	—	\$3,838	69	—	\$4,040	69	—	\$4,646	69	—	\$4,848
70	—	\$3,800	70	—	\$4,000	70	—	\$4,600	70	—	\$4,800



## PRIZE MONEY DISTRIBUTION CHARTS

\$2,500,000			\$2,550,000			\$2,600,000			\$2,800,000		
POSITION		PRIZE	POSITION		PRIZE	POSITION		PRIZE	POSITION		PRIZE
1	—	\$450,000	1	—	\$459,000	1	—	\$468,000	1	—	\$504,000
2	—	\$270,000	2	—	\$275,400	2	—	\$280,800	2	—	\$302,400
3	—	\$170,000	3	—	\$173,400	3	—	\$176,800	3	—	\$190,400
4	—	\$120,000	4	—	\$122,400	4	—	\$124,800	4	—	\$134,400
5	—	\$100,000	5	—	\$102,000	5	—	\$104,000	5	—	\$112,000
6	—	\$90,000	6	—	\$91,800	6	—	\$93,600	6	—	\$100,800
7	—	\$83,750	7	—	\$85,425	7	—	\$87,100	7	—	\$93,800
8	—	\$77,500	8	—	\$79,050	8	—	\$80,600	8	—	\$86,800
9	—	\$72,500	9	—	\$73,950	9	—	\$75,400	9	—	\$81,200
10	—	\$67,500	10	—	\$68,850	10	—	\$70,200	10	—	\$75,600
11	—	\$62,500	11	—	\$63,750	11	—	\$65,000	11	—	\$70,000
12	—	\$57,500	12	—	\$58,650	12	—	\$59,800	12	—	\$64,400
13	—	\$52,500	13	—	\$53,550	13	—	\$54,600	13	—	\$58,800
14	—	\$47,500	14	—	\$48,450	14	—	\$49,400	14	—	\$53,200
15	—	\$45,000	15	—	\$45,900	15	—	\$46,800	15	—	\$50,400
16	—	\$42,500	16	—	\$43,350	16	—	\$44,200	16	—	\$47,600
17	—	\$40,000	17	—	\$40,800	17	—	\$41,600	17	—	\$44,800
18	—	\$37,500	18	—	\$38,250	18	—	\$39,000	18	—	\$42,000
19	—	\$35,000	19	—	\$35,700	19	—	\$36,400	19	—	\$39,200
20	—	\$32,500	20	—	\$33,150	20	—	\$33,800	20	—	\$36,400
21	—	\$30,000	21	—	\$30,600	21	—	\$31,200	21	—	\$33,600
22	—	\$28,000	22	—	\$28,560	22	—	\$29,120	22	—	\$31,360
23	—	\$26,000	23	—	\$26,520	23	—	\$27,040	23	—	\$29,120
24	—	\$24,000	24	—	\$24,480	24	—	\$24,960	24	—	\$26,880
25	—	\$22,000	25	—	\$22,440	25	—	\$22,880	25	—	\$24,640
26	—	\$20,000	26	—	\$20,400	26	—	\$20,800	26	—	\$22,400
27	—	\$19,250	27	—	\$19,635	27	—	\$20,020	27	—	\$21,560
28	—	\$18,500	28	—	\$18,870	28	—	\$19,240	28	—	\$20,720
29	—	\$17,750	29	—	\$18,105	29	—	\$18,460	29	—	\$19,880
30	—	\$17,000	30	—	\$17,340	30	—	\$17,680	30	—	\$19,040
31	—	\$16,250	31	—	\$16,575	31	—	\$16,900	31	—	\$18,200
32	—	\$15,500	32	—	\$15,810	32	—	\$16,120	32	—	\$17,360
33	—	\$14,750	33	—	\$15,045	33	—	\$15,340	33	—	\$16,520
34	—	\$14,125	34	—	\$14,408	34	—	\$14,690	34	—	\$15,820
35	—	\$13,500	35	—	\$13,770	35	—	\$14,040	35	—	\$15,120
36	—	\$12,875	36	—	\$13,133	36	—	\$13,390	36	—	\$14,420
37	—	\$12,250	37	—	\$12,495	37	—	\$12,740	37	—	\$13,720
38	—	\$11,750	38	—	\$11,985	38	—	\$12,220	38	—	\$13,160
39	—	\$11,250	39	—	\$11,475	39	—	\$11,700	39	—	\$12,600
40	—	\$10,750	40	—	\$10,965	40	—	\$11,180	40	—	\$12,040
41	—	\$10,250	41	—	\$10,455	41	—	\$10,660	41	—	\$11,480
42	—	\$9,750	42	—	\$9,945	42	—	\$10,140	42	—	\$10,920
43	—	\$9,250	43	—	\$9,435	43	—	\$9,620	43	—	\$10,360
44	—	\$8,750	44	—	\$8,925	44	—	\$9,100	44	—	\$9,800
45	—	\$8,250	45	—	\$8,415	45	—	\$8,580	45	—	\$9,240
46	—	\$7,750	46	—	\$7,905	46	—	\$8,060	46	—	\$8,680
47	—	\$7,250	47	—	\$7,395	47	—	\$7,540	47	—	\$8,120
48	—	\$6,850	48	—	\$6,987	48	—	\$7,124	48	—	\$7,672
49	—	\$6,500	49	—	\$6,630	49	—	\$6,760	49	—	\$7,280
50	—	\$6,300	50	—	\$6,426	50	—	\$6,552	50	—	\$7,056
51	—	\$6,150	51	—	\$6,273	51	—	\$6,396	51	—	\$6,888
52	—	\$6,000	52	—	\$6,120	52	—	\$6,240	52	—	\$6,720
53	—	\$5,900	53	—	\$6,018	53	—	\$6,136	53	—	\$6,608
54	—	\$5,800	54	—	\$5,916	54	—	\$6,032	54	—	\$6,496
55	—	\$5,750	55	—	\$5,865	55	—	\$5,980	55	—	\$6,440
56	—	\$5,700	56	—	\$5,814	56	—	\$5,928	56	—	\$6,384
57	—	\$5,650	57	—	\$5,763	57	—	\$5,876	57	—	\$6,328
58	—	\$5,600	58	—	\$5,712	58	—	\$5,824	58	—	\$6,272
59	—	\$5,550	59	—	\$5,661	59	—	\$5,772	59	—	\$6,216
60	—	\$5,500	60	—	\$5,610	60	—	\$5,720	60	—	\$6,160
61	—	\$5,450	61	—	\$5,559	61	—	\$5,668	61	—	\$6,104
62	—	\$5,400	62	—	\$5,508	62	—	\$5,616	62	—	\$6,048
63	—	\$5,350	63	—	\$5,457	63	—	\$5,564	63	—	\$5,992
64	—	\$5,300	64	—	\$5,406	64	—	\$5,512	64	—	\$5,936
65	—	\$5,250	65	—	\$5,355	65	—	\$5,460	65	—	\$5,880
66	—	\$5,200	66	—	\$5,304	66	—	\$5,408	66	—	\$5,824
67	—	\$5,150	67	—	\$5,253	67	—	\$5,356	67	—	\$5,768
68	—	\$5,100	68	—	\$5,202	68	—	\$5,304	68	—	\$5,712
69	—	\$5,050	69	—	\$5,151	69	—	\$5,252	69	—	\$5,656
70	—	\$5,000	70	—	\$5,100	70	—	\$5,200	70	—	\$5,600

## PRIZE MONEY DISTRIBUTION CHARTS

\$2,850,000			\$3,000,000			\$5,000,000		
POSITION		PRIZE	POSITION		PRIZE	POSITION		PRIZE
1	—	\$513,000	1	—	\$540,000	1	—	\$900,000
2	—	\$307,800	2	—	\$324,000	2	—	\$540,000
3	—	\$193,800	3	—	\$204,000	3	—	\$340,000
4	—	\$136,800	4	—	\$144,000	4	—	\$240,000
5	—	\$114,000	5	—	\$120,000	5	—	\$200,000
6	—	\$102,600	6	—	\$108,000	6	—	\$180,000
7	—	\$95,475	7	—	\$100,500	7	—	\$167,500
8	—	\$88,350	8	—	\$93,000	8	—	\$155,000
9	—	\$82,650	9	—	\$87,000	9	—	\$145,000
10	—	\$76,950	10	—	\$81,000	10	—	\$135,000
11	—	\$71,250	11	—	\$75,000	11	—	\$125,000
12	—	\$65,550	12	—	\$69,000	12	—	\$115,000
13	—	\$59,850	13	—	\$63,000	13	—	\$105,000
14	—	\$54,150	14	—	\$57,000	14	—	\$95,000
15	—	\$51,300	15	—	\$54,000	15	—	\$90,000
16	—	\$48,450	16	—	\$51,000	16	—	\$85,000
17	—	\$45,600	17	—	\$48,000	17	—	\$80,000
18	—	\$42,750	18	—	\$45,000	18	—	\$75,000
19	—	\$39,900	19	—	\$42,000	19	—	\$70,000
20	—	\$37,050	20	—	\$39,000	20	—	\$65,000
21	—	\$34,200	21	—	\$36,000	21	—	\$60,000
22	—	\$31,920	22	—	\$33,600	22	—	\$56,000
23	—	\$29,640	23	—	\$31,200	23	—	\$52,000
24	—	\$27,360	24	—	\$28,800	24	—	\$48,000
25	—	\$25,080	25	—	\$26,400	25	—	\$44,000
26	—	\$22,800	26	—	\$24,000	26	—	\$40,000
27	—	\$21,945	27	—	\$23,100	27	—	\$38,500
28	—	\$21,090	28	—	\$22,200	28	—	\$37,000
29	—	\$20,235	29	—	\$21,300	29	—	\$35,500
30	—	\$19,380	30	—	\$20,400	30	—	\$34,000
31	—	\$18,525	31	—	\$19,500	31	—	\$32,500
32	—	\$17,670	32	—	\$18,600	32	—	\$31,000
33	—	\$16,815	33	—	\$17,700	33	—	\$29,500
34	—	\$16,103	34	—	\$16,950	34	—	\$28,250
35	—	\$15,390	35	—	\$16,200	35	—	\$27,000
36	—	\$14,678	36	—	\$15,450	36	—	\$25,750
37	—	\$13,965	37	—	\$14,700	37	—	\$24,500
38	—	\$13,395	38	—	\$14,100	38	—	\$23,500
39	—	\$12,825	39	—	\$13,500	39	—	\$22,500
40	—	\$12,255	40	—	\$12,900	40	—	\$21,500
41	—	\$11,685	41	—	\$12,300	41	—	\$20,500
42	—	\$11,115	42	—	\$11,700	42	—	\$19,500
43	—	\$10,545	43	—	\$11,100	43	—	\$18,500
44	—	\$9,975	44	—	\$10,500	44	—	\$17,500
45	—	\$9,405	45	—	\$9,900	45	—	\$16,500
46	—	\$8,835	46	—	\$9,300	46	—	\$15,500
47	—	\$8,265	47	—	\$8,700	47	—	\$14,500
48	—	\$7,809	48	—	\$8,220	48	—	\$13,700
49	—	\$7,410	49	—	\$7,800	49	—	\$13,000
50	—	\$7,182	50	—	\$7,560	50	—	\$12,600
51	—	\$7,011	51	—	\$7,380	51	—	\$12,300
52	—	\$6,840	52	—	\$7,200	52	—	\$12,000
53	—	\$6,726	53	—	\$7,080	53	—	\$11,800
54	—	\$6,612	54	—	\$6,960	54	—	\$11,600
55	—	\$6,555	55	—	\$6,900	55	—	\$11,500
56	—	\$6,498	56	—	\$6,840	56	—	\$11,400
57	—	\$6,441	57	—	\$6,780	57	—	\$11,300
58	—	\$6,384	58	—	\$6,720	58	—	\$11,200
59	—	\$6,327	59	—	\$6,660	59	—	\$11,100
60	—	\$6,270	60	—	\$6,600	60	—	\$11,000
61	—	\$6,213	61	—	\$6,540	61	—	\$10,900
62	—	\$6,156	62	—	\$6,480	62	—	\$10,800
63	—	\$6,099	63	—	\$6,420	63	—	\$10,700
64	—	\$6,042	64	—	\$6,360	64	—	\$10,600
65	—	\$5,985	65	—	\$6,300	65	—	\$10,500
66	—	\$5,928	66	—	\$6,240	66	—	\$10,400
67	—	\$5,871	67	—	\$6,180	67	—	\$10,300
68	—	\$5,814	68	—	\$6,120	68	—	\$10,200
69	—	\$5,757	69	—	\$6,060	69	—	\$10,100
70	—	\$5,700	70	—	\$6,000	70	—	\$10,000

## PURSE BREAKDOWNS FOR THE WORLD GOLF CHAMPIONSHIPS



**Andersen Consulting  
Match Play  
Championship**  
February 24-28, 1999  
La Costa Resort and Spa  
Carlsbad, CA

Champion .....	\$1,000,000	Quarter-Finalists .....	\$150,000
Runner-up .....	\$500,000	Third Round .....	\$75,000
Third Place .....	\$400,000	Second Round .....	\$50,000
Fourth Place .....	\$300,000	First Round .....	\$25,000

The 64-man field for the Andersen Consulting Match Play Championship will be based on the Official World Golf Ranking.



**NEC Invitational**  
August 26-29, 1999  
Firestone Country Club  
Akron, OH

1. \$1,000,000	12. \$113,000	23. \$60,000	34. \$34,000
2. \$500,000	13. \$108,000	24. \$56,000	35. \$33,000
3. \$360,000	14. \$103,000	25. \$52,000	36. \$32,000
4. \$285,000	15. \$98,000	26. \$48,000	37. \$31,000
5. \$230,000	16. \$93,000	27. \$44,000	38. \$30,000
6. \$175,000	17. \$88,000	28. \$41,000	39. \$29,000
7. \$160,000	18. \$83,000	29. \$39,000	40. \$28,000
8. \$150,000	19. \$78,000	30. \$38,000	41. \$27,000
9. \$140,000	20. \$73,000	31. \$37,000	42. \$26,000
10. \$130,000	21. \$68,000	32. \$36,000	43. \$25,000
11. \$120,000	22. \$64,000	33. \$35,000	

The field for the NEC Invitational will be made up of members of the last-named Presidents Cup and Ryder Cup Teams, a minimum of 36 players and a maximum of 48. Final prize-money distribution will be based on the number of players in the field; but the first prize of \$1 million and last-place prize of \$25,000 will not change.



**American Express  
Championship**  
November 4-7, 1999  
Valderrama Golf Club  
Andalusia, Spain

9. \$130,000	22. \$54,000	35. \$37,500	48. \$31,000
10. \$120,000	23. \$51,000	36. \$36,000	49. \$30,500
11. \$110,000	24. \$48,000	37. \$36,500	50. \$30,000
12. \$100,000	25. \$46,000	38. \$36,000	51. \$29,500
13. \$92,000	26. \$44,000	39. \$35,500	52. \$29,000
14. \$85,000	27. \$42,500	40. \$35,000	53. \$28,500
15. \$78,000	28. \$41,500	41. \$34,500	54. \$28,000
16. \$74,000	29. \$40,500	42. \$34,000	55. \$27,500
17. \$70,000	30. \$40,000	43. \$33,500	56. \$27,000
18. \$66,000	31. \$39,500	44. \$33,000	57. \$26,500
19. \$63,000	32. \$39,000	45. \$32,500	58. \$26,000
20. \$60,000	33. \$38,500	46. \$32,000	59. \$25,500
21. \$57,000	34. \$38,000	47. \$31,500	60. \$25,000

Players in the field of the American Express Championship will come from the top 50 players on the Official World Golf Ranking, the top 30 from the

PGA TOUR money list, the top 20 from the PGA European Tour Volvo Ranking and the top three each from the Australasian PGA Tour Order of Merit, Japan PGA Tour money list and Southern Africa PGA Tour Order of Merit. Final prize money distribution will be based on the number of players in the field; but the first prize of \$1 million and last-place prize of \$25,000 will not change.

Lee Janzen earned his second U.S. Open title and eighth PGA TOUR victory in 1998 by coming from five strokes off Payne Stewart's 54-hole lead with a final-round 68 at The Olympic Club.



KEY PGA TOUR STAFF

SECTION 12

## EXECUTIVE MANAGEMENT TEAM



**W. William Calfee**  
Executive Vice President  
Competitions

W. William Calfee, a former member of the PGA TOUR, is Executive Vice President of Competitions.

Calfee has responsibility for the **Competitions and Rules** function on all three TOURs—the PGA TOUR, SENIOR PGA TOUR and NIKE TOUR. He also has overall charge of **Agronomy, Eligibility, Membership Services, Scoring** and other aspects of **On-Site Tournament Operations**.

Arvin Ginn and Ben Nelson direct tournaments on the PGA TOUR, and Mike Shea is Senior Director, Rules. Jack White is Vice President of on-site tournament scoring and operations for all three TOURs.

Jon Scott is the TOUR's Director of Agronomy.

Edward L. Moorhouse is Executive Vice President and Chief Legal Officer, responsible for **Legal Affairs, Television, Broadcasting, New Media, PGA TOUR Productions, Tournament Business Affairs, International and Championship Management**.

Henry Hughes is Senior Vice President of Tournament Business Affairs/Championship Management; Duke Butler and Ric Clarson are Vice Presidents of PGA TOUR Business Affairs; Mike Bodney is Vice President of International Business Affairs; Steve Rankin is Vice President of Strategic Tournament Planning; and Rick Anderson is Assistant General Counsel.

Donna Orender is Senior Vice President of Television, Productions and New Media, overseeing Television and Broadcasting, New Media and PGA TOUR Productions. Under Orender are Gi Kerr, Vice President of Broadcasting and Programming; Len Watson, Vice President of International TV and New Media; and Jack Peter, Vice President of PGA TOUR Productions.



**Edward L. Moorhouse**  
Executive Vice President  
and Chief Legal Officer



**Charles L. Zink**  
Executive Vice President  
and Chief Financial Officer

Charles L. Zink is Executive Vice President and Chief Financial Officer. His areas of responsibility are **Finance and Administration, the Tournament Players Clubs, the World Golf Village, Corporate Marketing, Retail Licensing/Consumer Marketing** and **Business Development**.

Ron Price is Senior Vice President of Finance and Administration. Vernon Kelly is President of PGA TOUR Golf Course Properties. Pete Davison is Senior Vice President and Chief Operating Officer of Tournament Players Clubs.

Tom Wade is Senior Vice President, Corporate Marketing and Business Development; Leo McCullagh is Vice President of Retail Licensing and Consumer Marketing; Wesley Haynes is Vice President of Retail Licensing; Jack McDonagh is Vice President of Sales; and Mike Stevens is Vice President of Corporate Marketing.

Ruffin Beckwith is Executive Director of the World Golf Village; Helen Atter is Vice President, Administration and Legal Affairs, World Golf Village Management Services; and Steve Wilson is Vice President of Operations.



## Commissioner's Office / Player Relations



**Michael L. Starks**  
Vice President  
Corporate Affairs and  
Strategic Planning



**Sid Wilson**  
Vice President  
Player Relations



**Marty Caffey**  
Director  
Player Relations

## Communications



**Bob Combs**  
Senior Vice President  
Public Relations  
and Communications



**John Morris**  
Vice President  
of Communications



**Dave Lancer**  
Director  
of Information



**Denise Taylor**  
Manager  
Media Relations



**Joe Chemycz**  
Media Official



**James Cramer**  
Media Official



**Lee Patterson**  
Media Official



**Dave Senko**  
Media Official



**Joan von Thron**  
Media Official



**Jamie Wiles**  
Media Official

## Competitions and Rules



**Arvin Ginn**  
Tournament  
Director



**Ben Nelson**  
Tournament  
Director



**Mike Shea**  
Senior Director  
Rules



**George Boutell**  
Tournament Official  
Scottsdale, AZ



**Jon Brendle**  
Tournament Official  
Orlando, FL



**Wade Cagle**  
Tournament Supervisor  
Alpharetta, GA



**Frank Kavanaugh**  
Tournament Official  
Patterson, NJ



**Vaughn Moise**  
Tournament Official  
Kingwood, TX



**Mark Russell**  
Tournament Official  
Orlando, FL



**Glen Tait**  
Tournament Official  
La Mesa, CA



**Slugger White**  
Tournament Official  
Ormond Beach, FL

## Scoreboard / Tournament Operations



**Jack White**  
Vice President  
Tournament Operations



**Don Wallace**  
Manager  
Tournament Operations



**Rich Pierson**  
Assistant Manager  
Tournament Operations



**Irv Batten**  
Scorekeeper



**Jimmy Gabrielsen**  
Tournament Operations



**Todd Morton**  
Tournament Operations



**Phil Reich**  
Tournament Operations



**Steve Stramm**  
Tournament Operations

## Agronomy



**Jon Scott**  
Director of Agronomy



**Tom Brown**  
Agronomist



**Jeff Haley**  
Agronomist




**Dennis Leger**  
Agronomist



**Jay Spori**  
Agronomist

## Tournament Business Affairs / Championship Management



**Henry Hughes**  
Senior Vice President  
Tournament Business Affairs/  
Championship Management



**Brian Goin**  
Vice President  
Championship  
Management



**Ana Leaird**  
Director of Public Relations  
and Media Operations  
Championship Management



**Jeff Adams**  
Manager of Communications  
and Media Relations  
Championship Management


## Television / Broadcasting / PGA TOUR Productions



**Donna Orender**  
Senior Vice President  
Television, Productions  
and New Media



**Gil Kerr**  
Vice President  
Broadcasting  
and Programming



**Len Watson**  
Vice President  
International TV  
and New Media




**Jack Peter**  
Vice President  
Productions

## Corporate Marketing / Retail Licensing Business Development



**Tom Wade**  
Senior Vice President  
Corporate Marketing and  
Business Development

## Tournament Players Clubs



**Vernon Kelly**  
President  
PGA TOUR  
Golf Course Properties



**Pete Davison**  
Senior Vice President &  
Chief Operating Officer  
Tournament Players Clubs

## Finance and Administration



**Ron Price**  
Senior Vice President  
Finance and Administration



# 1999 COMPLETE SCHEDULES

Week of	PGA TOUR	SENIOR PGA TOUR	NIKE TOUR
Jan. 4-10	Mercedes Championships*		NIKE South Florida Classic
11-17	Sony Open in Hawaii*		NIKE Lakeland Classic
18-24	Bob Hope Chrysler Classic*	MasterCard Championship	
25-31	Phoenix Open*	Senior Skins Game*	
Feb. 1-7	AT&T Pebble Beach National Pro-Am*	Royal Caribbean Classic	NIKE Florida Classic
8-14	Buick Invitational*	American Express Invitational	
15-21	Nissan Open*	GTE Classic	NIKE Mississippi Gulf Coast Open
22-28	WGC-Andersen Consult./ Touchstone Tucson*	ACE Group Classic	
March 1-7	Doral-Ryder Open	Senior Slam*	NIKE Greater Austin Open
8-14	Honda Classic	Toshiba Senior Classic	
15-21	Bay Hill Invitational	Liberty Mutual Legends of Golf*	NIKE Monterrey Open
22-28	THE PLAYERS Championship	Emerald Coast Classic	NIKE Louisiana Open
29-4	BellSouth Classic	The Tradition	
April 5-11	Masters Tournament#		
12-18	MCI Classic	PGA Seniors' Championship#	NIKE Shreveport Open
19-25	Greater Greensboro Chrysler Classic	The Home Depot Invitational	NIKE South Carolina Classic
26-2	Shell Houston Open	Bruno's Memorial Classic	NIKE Upstate Classic
May 3-9	Entergy Classic	Nationwide Championship	NIKE Carolina Classic
10-16	GTE Byron Nelson Classic	Las Vegas Senior Classic	NIKE Dominion Open
17-23	MasterCard Colonial	Bell Atlantic Classic	NIKE Knoxville Open
24-30	Kemper Open	Boone Valley Classic	
31-6	Memorial Tournament	Cadillac NFL Golf Classic	
June 7-13	FedEx St. Jude Classic	BellSouth Senior Classic at Opryland	NIKE Cleveland Open
14-20	U.S. Open#	Southwestern Bell Dominion	NIKE Dayton Open
21-27	Buick Classic	FORD SENIOR PLAYERS Champ.	NIKE Lehigh Valley Open
28-4	Motorola Western Open	State Farm Senior Classic	NIKE Hershey Open
July 5-11	Greater Milwaukee Open	U.S. Senior Open#	NIKE Greensboro Open
12-18	British Open#	Ameritech Senior Open	
19-25	John Deere Classic	Coldwell Banker Burnet Classic	NIKE Wichita Open
26-1	Canon Greater Hartford Open/Par Three Challenge*	Utah Snowdown	NIKE Dakota Dunes Open
Aug. 2-8	Buick Open	Lightpath Long Island Classic	NIKE Omaha Classic
9-15	PGA Championship#	Foremost Insurance Championship	NIKE Ozarks Open
16-22	Sprint International	BankBoston Classic	NIKE Fort Smith Classic
23-24	Fred Meyer Challenge*		
23-29	WGC-NEC Invit./ Reno-Tahoe Open	AT&T Canada Senior Open Champ.	NIKE Permian Basin Open
30-5	Air Canada Championship	Kansas City Classic	NIKE Utah Classic
Sept. 6-12	Bell Canadian Open	Comfort Classic	NIKE Tri-Cities Open
13-19	B.C. Open	Bank One Championship	NIKE Boise Open
20-26	Ryder Cup#/ Westin Texas Open	Kroger Senior Classic	NIKE Oregon Classic
27-3	Buick Challenge	Vantage Championship	
Oct. 4-10	Michelob Championship at Kingsmill	The Transamerica	NIKE Inland Empire Open
11-17	Las Vegas Invitational	Raley's Gold Rush Classic	
18-24	National Car Rental Golf Cl. at Disney	EMC Kaanapali Classic	NIKE TOUR Championship
25-31	TOUR Champ./ Southern Farm Bureau	Pacific Bell Senior Classic	
Nov. 1-7	WGC-American Express Champ.	Ingersoll-Rand SENIOR TOUR Champ.	
8-14	Franklin Templeton Shark Shootout/EMC Skills Challenge*	Senior Match Play Challenge*	
15-21	World Cup of Golf*/PGA Grand Slam of Golf*		
22-28	Skins Game*/Sun Microsystems Par 3 Challenge*		
28	Gillette Tour Challenge Championship*		
29-5	JCPenney Classic*	Office Depot Father-Son Challenge*	
Dec. 6-12	Diners Club Matches*	Diners Club Matches*	
13-19	Wendy's Three-Tour Challenge*	Wendy's Three-Tour Challenge	

\* = Bank of America "West Coast Swing" event

# = Non-PGA TOUR cosponsored event

\* = Challenge season/ unofficial money event

# INDEX

## A

Adams, John .....	2-233
Air Canada Championship .....	3-103
Allem, Fulton .....	2-4/5
Allenby, Robert .....	2-233
All-Time PGA TOUR Records .....	6-2/11
All-Time PGA TOUR Winners .....	6-15
Amateur Winners, U.S. ....	4-17/18
Ames, Stephen .....	2-5/6
Andrade, Billy .....	2-6/7
Anheuser-Busch .....	8-3/4
Appleby, Stuart .....	2-8/9
Armour, Tommy III .....	2-9/10
Armstrong, Ty .....	2-233
Arnold Palmer Award .....	7-2
AT&T Pebble Beach National Pro-Am .....	3-12/16
Aubrey, Emlyn .....	2-234
Austin, Woody .....	2-234
Awards, Other .....	7-4
Azinger, Paul .....	2-11/12

## B

Baker-Finch, Ian .....	2-274
Baird, Briny .....	2-234
Ballesteros, Seve .....	2-274
Bank of America .....	8-4
Barlow, Craig .....	2-234
Barr, Dave .....	2-235
Barron, Doug .....	2-12/13
Bates, Ben .....	2-13/14
Bay Hill Invitational .....	3-34/35
B.C. Open .....	3-110/111
Beck, Chip .....	2-14/15
Bean, Andy .....	2-235
Beckman, Cameron .....	2-235
Beem, Rich .....	2-236
Begay, Notah III .....	2-236
Bell Canadian Open .....	3-106/109
BellSouth Classic .....	3-52/53
Biographies/International Players .....	2-274/282
Biographies/Other Prominent Members .....	2-233/273
Biographies/PGA TOUR Members .....	2-4/232
Black, Ronnie .....	2-236
Blackmar, Phil .....	2-16/17
Blake, Jay Don .....	2-17/18
Bob Hope Chrysler Classic .....	3-5/8
Booker, Eric .....	2-236
Boros, Guy .....	2-237
Bradley, Michael .....	2-19/20
Bratton, Alan .....	2-237
Brehaut, Jeff .....	2-237
Briggs, Danny .....	2-237
Brisky, Mike .....	2-238
British Open .....	3-79/83
Britton, Bill .....	2-238
Brooks, Mark .....	2-20/21
Brown, Billy Ray .....	2-22/23
Browne, Olin .....	2-23/24
Bryant, Brad .....	2-25/26
Buick .....	8-5
Buick Challenge .....	3-115/116
Buick Classic .....	3-64/65
Buick Invitational .....	3-17/19
Buick Open .....	3-92/94
Burke, Patrick .....	2-238

Burns, Bob .....	2-26/27
Burns, George III .....	2-238
Byron Nelson Award .....	7-2
Byrum, Curt .....	2-239
Byrum, Tom .....	2-27/28

## C

Calcavecchia, Mark .....	2-29/30
Caldwell, Rex .....	2-239
Canon .....	8-5
Canon Greater Hartford Open .....	3-74/76
Card Walker Award .....	7-4
Carnevale, Mark .....	2-239
Carter, Jim .....	2-30/31
Chalmers, Greg .....	2-240
Chamblee, Brandel .....	2-32/33
Charity and the PGA TOUR .....	9-2
Charity Team Draft, MasterCard (1999) .....	9-6/7
Charity Team Standings (1998) .....	9-5
Charity Team Competition (Cumulative) .....	9-3/4
Charity of the Year Award (PGA TOUR) .....	7-4
Charles Schwab .....	8-12
Cheesman, Barry .....	2-34/35
Christie, Michael .....	2-35/36
Cink, Stewart .....	2-36/37
Claar, Brian .....	2-240
Clampett, Bobby .....	2-240
Clarke, Darren .....	2-275
Clearwater, Keith .....	2-241
Clements, Lennie .....	2-241
Cochran, Russ .....	2-38/39
Coltart, Andrew .....	2-275
Comeback Player of the Year, PGA TOUR .....	7-2
Commissioner Timothy W. Finchem .....	1-16
Cook, John .....	2-39/40
Corporate Marketing, PGA TOUR .....	8-2/16
Couch, Chris .....	2-241
Couples, Fred .....	2-41/42
Crenshaw, Ben .....	2-43/44
CVS Charity Classic .....	3-86/88

## D

Daly, John .....	2-45/46
Damron, Robert .....	2-46/47
Day, Glen .....	2-47/48
Delsing, Jay .....	2-242
Delta Air Lines .....	8-6
Dennis, Clark .....	2-49/50
Deposit Guaranty Golf Classic .....	3-84
DiGiorno .....	8-7
DiMarco, Chris .....	2-51/52
Dodds, Trevor .....	2-52/53
Donald, Mike .....	2-242
Doral-Ryder Open .....	3-29/31
Dunakey, Doug .....	2-242
Dunlap, Scott .....	2-243
Durant, Joe .....	2-54/55
Duval, David .....	2-55/56

## E

Eaks, R.W. ....	2-243
Edwards, Danny .....	2-243
Edwards, David .....	2-244
Elkington, Steve .....	2-57/58
Elliott, John .....	2-244

# INDEX

Els, Ernie .....	2-58/59	Hayes, J.P. ....	2-93/94
Entergy Classic .....	3-39/40	Hayes, Mark .....	2-249
Estes, Bob .....	2-60/61	HEALTHSOUTH .....	8-8
Executive Management Team .....	12-2	Heinen, Mike .....	2-249
Exempt Rankings .....	2-2/3	Henke, Nolan .....	2-94/95
<b>F</b>		Henninger, Brian .....	2-96/97
Fabel, Brad .....	2-61/62	Herron, Tim .....	2-97/98
Facts & Figures (1998) .....	5-5/7	Hilton Hotels .....	8-9
Facts & Figures (1970-98) .....	6-32/51	Hinkle, Lon .....	2-250
Faldo, Nick .....	2-63/64	History of PGA TOUR/Chronology .....	1-12/13
Faxon, Brad .....	2-65/66	Hjertstedt, Gabriel .....	2-98/99
FedEx St. Jude Classic .....	3-89/91	Hoch, Scott .....	2-100/101
Fehr, Rick .....	2-244	Honda Classic .....	3-32/33
Fergus, Keith .....	2-245	Horgan, P.H. III .....	2-250
Finchem, Commissioner Timothy W. ....	1-16	Hughes, Bradley .....	2-102/103
Fiori, Ed .....	2-66/67	Hulbert, Mike .....	2-103/104
(The) First Tee .....	10-16	Huston, John .....	2-104/105
First USA Bank .....	8-20	Hyatt Hotels .....	8-9
Fitzsimons, Pat .....	2-245	<b>I</b>	
Flesch, Steve .....	2-68/69	IBM .....	8-9
Floyd, Raymond .....	2-69/71	International Federation of PGA TOURs .....	4-2
Forsman, Dan .....	2-72/73	Irwin, Hale .....	2-106/108
Franco, Carlos .....	2-245	<b>J</b>	
Franklin Templeton Shark Shootout .....	3-128/129	Jacobsen, Peter .....	2-108/109
Frazar, Harrison .....	2-73/74	Jaekel, Barry .....	2-250
Freeman, Robin .....	2-246	Janzen, Lee .....	2-110/111
Freeport-McDermott Classic .....	3-38	JCPenney Classic .....	3-139/140
Friend, Bob .....	2-74/75	Jimenez, Miguel Angel .....	2-276
Frost, David .....	2-76/77	Johansson, Per-Ulrik .....	2-276
Funk, Fred .....	2-77/78	John Deere .....	8-6
Furyk, Jim .....	2-79/80	John Deere Classic .....	3-78
<b>G</b>		Jones, Kent .....	2-251
Gallagher, Jeff .....	2-80/81	Jones, Steve .....	2-111/112
Gallagher, Jim Jr. ....	2-81/82	Jordan, Pete .....	2-251
Gamez, Robert .....	2-246	Jurgensen, Steve .....	2-251
Gardner, Buddy .....	2-246	<b>K</b>	
Gay, Brian .....	2-247	Karlsson, Robert .....	2-276
Geiberger, Brent .....	2-83/84	Kaye, Jonathan .....	2-251
Gibson, Kelly .....	2-247	Keller Furniture .....	8-10
Gilder, Bob .....	2-247	Kelly, Jerry .....	2-113/114
Gillette .....	8-7	Kemper Open .....	3-62/63
Gillette Tour Challenge .....	8-16	Kendall, Skip .....	2-114/115
Glasson, Bill .....	2-84/85	Kite, Tom .....	2-116/117
Golf Course Properties Board, PGA TOUR .....	1-15	Knox, Kenny .....	2-252
GOLF Magazine .....	8-15	Koch, Gary .....	2-252
GolfWatch .....	8-8	Kraft, Greg .....	2-118/119
Gonzalez, Ernie .....	2-247	Kratzert, Bill .....	2-252
Goosen, Retief .....	2-275	<b>L</b>	
Goydos, Paul .....	2-86/87	Lancaster, Neal .....	2-120/121
Grady, Wayne .....	2-87/88	Langer, Bernhard .....	2-277
Greater Greensboro Chrysler Classic .....	3-46/48	Langham, Franklin .....	2-121/122
Greater Milwaukee Open .....	3-104/105	Las Vegas Invitational .....	3-119/120
Greater Vancouver Open .....	3-102	Last Time .....	5-8/9
Green, Jimmy .....	2-248	Leaney, Stephen .....	2-277
Green, Ken .....	2-248	Lehman, Tom .....	2-122/123
GTE Byron Nelson Classic .....	3-54/56	Leonard, Justin .....	2-124/125
Gump, Scott .....	2-88/89	Levi, Wayne .....	2-125/126
<b>H</b>		Lewis, J.L. ....	2-126/127
Haas, Jay .....	2-90/91	Lickliter, Frank .....	2-128/129
Hallberg, Gary .....	2-92/93	Lietzke, Bruce .....	2-129/130
Halldorson, Dan .....	2-249	Lifetime Achievement Award, PGA TOUR .....	7-3
Hall of Fame Members .....	10-10/14	LiFizz Effervescent Vitamins .....	8-10
Hart, Dudley .....	2-92/93		

# INDEX

Lohr, Bob .....	2-253	O'Malley, Peter .....	2-279
Lonard, Peter .....	2-277	O'Meara, Mark .....	2-157/158
Loustalot, Tim .....	2-253	Official World Golf Ranking .....	4-16
Love, Davis III .....	2-131/132	Ogilvie, Joe .....	2-258
Lowery, Steve .....	2-132/133	Ogrin, David .....	2-259
Luxury Travel .....	8-11	Olazabal, Jose Maria .....	2-279
Lye, Mark .....	2-253	Ozaki, Naomichi "Joe" .....	2-158/159
Lyle, Sandy .....	2-254	Ozaki, Masashi "Jumbo" .....	2-280
<b>M</b>			
Magee, Andrew .....	2-134/135	<b>P</b>	
Maggert, Jeff .....	2-135/136	Palmer, Arnold .....	2-160/162
Maginnes, John .....	2-254	Pappas, Deane .....	2-259
Maltbie, Roger .....	2-254	Parnevik, Jesper .....	2-163/164
Martin, Doug .....	2-137/138	Parry, Craig .....	2-164/165
Maruyama, Shigeki .....	2-278	Pate, Jerry .....	2-259
Mast, Dick .....	2-255	Pate, Steve .....	2-165/166
MasterCard .....	8-11	J. Patton Sports Marketing, Inc. ....	8-13
MasterCard Colonial .....	3-57/59	Paulson, Dennis .....	2-260
Masters Tournament .....	3-41/43	Pavin, Corey .....	2-167/168
Mattiace, Len .....	2-138/139	Peoples, David .....	2-260
Mayfair, Billy .....	2-139/140	Performance Chart (Top 50, 1998) ..	5-19/20
McCallister, Blaine .....	2-141/142	Pernice, Tom Jr. ....	2-168/169
McCarron, Scott .....	2-142/143	Perry, Chris .....	2-169/170
McCord, Gary .....	2-255	Perry, Kenny .....	2-171/172
McCumber, Mark .....	2-143/144	Pfeil, Mark .....	2-260
McGovern, Jim .....	2-255	PGA Championship .....	3-95/97
MCI Classic .....	3-44/45	PGA TOUR Productions .....	10-5
McNulty, Mark .....	2-278	PGA TOUR Radio .....	10-7
McRoy, Spike .....	2-256	PGA TOUR Staff .....	12-2/7
Media Regulations .....	11-2/5	PGA TOUR Victories by NIKE TOUR Alumni ..	6-52
Mediate, Rocco .....	2-145/146	PGA TOUR Wins, Most, Year by Year ..	6-16
Memorial Tournament .....	3-60/61	pgatour.com .....	10-6
Mercedes Championships .....	3-2/4	Phoenix Open .....	3-9/11
Michelob .....	8-3	Player of the Year, PGA of America ..	7-6
Michelob Championship at Kingsmill ..	3-117/118	(Jack Nicklaus) Player of the Year, PGA TOUR ..	7-2
Mickelson, Phil .....	2-146/147	Player of the Year, Comeback, PGA TOUR ..	7-3
Miller, Johnny .....	2-256	Players of the Month, PGA TOUR ..	7-3
Minoza, Frankie .....	2-278	Playoff Records (Individual) .....	6-17/31
Miyamoto, Katsumasa .....	2-256	(THE) PLAYERS Championship .....	3-36/37
Mize, Larry .....	2-148/149	Pohl, Dan .....	2-261
Money Leaders (Career) .....	6-14	Policy Board, PGA TOUR .....	1-14
Money Leaders (Past by Season) .....	6-15	Pooley, Don .....	2-261
Money List (1998 Official PGA TOUR) ..	5-2/4	Porter, Lee .....	2-172/173
Montgomerie, Colin .....	2-279	(The) Presidents Cup .....	4-5/12
Morse, John .....	2-257	Price, Nick .....	2-174/175
Moss, Perry .....	2-257	Pride, Dicky .....	2-261
Motorola Western Open .....	3-70/73	Prize Money Distribution Charts .....	11-6/9
Mudd, Jodie .....	2-149/150	Purdy, Ted .....	2-262
Murphy, Sean .....	2-257	Purse Breakdowns, World Golf Championships ..	11-10
<b>N</b>			
National Car Rental .....	8-12	Purses, Growth of .....	6-13
National Car Rental Golf Classic at ..		Purtzer, Tom .....	2-175/177
Walt Disney World Resort .....	3-121/123	<b>Q</b>	
NEC World Series of Golf .....	3-100/101	Quad City Classic .....	3-77
Nicklaus, Jack .....	2-151/153	Qualifying Tournament .....	3-132/136
Nissan Open .....	3-25/28	Quigley, Brett .....	2-262
Nobilo, Frank .....	2-154/155	<b>R</b>	
Norman, Greg .....	2-155/156	Randolph, Sam .....	2-262
North, Andy .....	2-258	Raulerson, Charles .....	2-262
North American Outdoor Group .....	8-20	Reid, Mike .....	2-177/178
<b>O</b>			
O'Doul's .....	8-4	Renner, Jack .....	2-263
O'Grady, Mac .....	2-258	Retail Licensing & Consumer Marketing ..	8-17/20
		Riley, Chris .....	2-263
		Rinker, Larry .....	2-178/179
		Rinker, Lee .....	2-180/181

# INDEX

Roberts, Loren .....	2-181/182	Tewell, Doug .....	2-269
Rocca, Costantino .....	2-280	Toledo, Esteban .....	2-205/206
Romero, Eduardo .....	2-280	Tolles, Tommy .....	2-207/208
Rookie of the Year, PGA TOUR .....	7-3	Toms, David .....	2-208/209
Rosburg, Bob .....	2-263	Torrance, Sam .....	2-281
Rose, Clarence .....	2-263	Toughest Holes on the PGA TOUR (1998) .....	5-16
Royal Caribbean International .....	8-14	(THE) TOUR Championship .....	3-124/125
Rummells, Dave .....	2-264	TOUR Wives Association .....	9-8
Ryder Cup .....	4-13/14	Tournament Players Clubs .....	10-2/4
<b>S</b>		Tournament Summaries & Histories .....	3-1/140
Sabbatini, Rory .....	2-264	Tournaments Summary (1998) .....	5-10/11
Sauers, Gene .....	2-264	Triplett, Kirk .....	2-210/211
Schedule, PGA TOUR (1999) .....	1-5/11	Tryba, Ted .....	2-211/212
Schedule/3 TOURs (1999) .....	12-8	Tucson Chrysler Classic .....	3-22
Scherrer, Tom .....	2-265	Touchstone Energy Tucson Open .....	3-23/24
Schulz, Ted .....	2-265	Turner, Greg .....	2-282
Schwarzrock, Brent .....	2-265	Tway, Bob .....	2-212/213
Scoring Average by Event (PGA TOUR) .....	5-17/18	Twiggs, Greg .....	2-270
Seawell, David .....	2-265	<b>U</b>	
Shell Houston Open .....	3-49/51	United Airlines Hawaiian Open .....	3-20/21
Sieckmann, Tom .....	2-266	U.S. Open .....	3-66/69
Sills, Tony .....	2-266	Uresti, Omar .....	2-214/215
Simpson, Scott .....	2-183/184	Utey, Stan .....	2-270
Simpson, Tim .....	2-266	<b>V</b>	
Sindelar, Joey .....	2-184/185	Van Pelt, Bo .....	2-270
Singh, Vijay .....	2-186/187	Vardon Trophy .....	7-5
Sisk, Geoffrey .....	2-266	Venturi, Ken .....	2-271
Sjoland, Patrik .....	2-281	Verplank, Scott .....	2-215/216
Skins Game .....	3-137/138	<b>W</b>	
Sluman, Jeff .....	2-187/188	Wadkins, Bobby .....	2-271
Smith, Chris .....	2-267	Wadkins, Lanny .....	2-217/218
Smith, Mike .....	2-267	Wadsworth, Fred .....	2-271
Snead, Sam .....	2-189	Waite, Grant .....	2-219/220
Southern Company .....	8-13	Waldorf, Duffy .....	2-220/221
Southern Farm Bureau Classic .....	3-85	Warren, Charles .....	2-272
Sposa, Mike .....	2-267	Watson, Denis .....	2-272
Springer, Mike .....	2-190/191	Watson, Tom .....	2-222/223
Sprint International .....	3-98/99	Watts, Brian .....	2-224/225
Stadler, Craig .....	2-191/192	(The) Weather Channel .....	8-15
Standly, Mike .....	2-268	Weibring, D.A. .....	2-272
Stankowski, Paul .....	2-193/194	Weir, Mike .....	2-273
Statistical Leaders (1998) .....	5-12/14	Wentworth, Kevin .....	2-225/226
Statistical Leaders (Year-by-Year) .....	5-15	Westin Texas Open .....	3-112/114
Statistical Records (Single-Tournament) .....	6-12	Westwood, Lee .....	2-282
Stewart, Payne .....	2-194/196	Wiebe, Mark .....	2-226/227
Stockton, Dave Jr. ....	2-268	Williamson, Jay .....	2-273
St. Paul Fire and Marine/Eagle 3 .....	8-14	Wood, Willie .....	2-228/229
Strange, Curtis .....	2-196/197	Woods, Tiger .....	2-229/231
Stricker, Steve .....	2-198/199	Woosnam, Ian .....	2-282
Subaru Sarazen World Open .....	3-126/127	World Cup of Golf .....	3-130/131, 4-15
Sullivan, Mike .....	2-268	World Golf Championships .....	4-2/3
Sutherland, David .....	2-199/200	World Golf Hall of Fame .....	10-9/14
Sutherland, Kevin .....	2-201/202	World Golf Village .....	10-8
Sutton, Hal .....	2-202/203	World Golf Foundation .....	10-15
<b>T</b>		(PGA TOUR) World Money List .....	4-4
Tanaka, Hidemichi .....	2-281	Wrenn, Robert .....	2-273
Tataurangi, Phil .....	2-204/205	<b>Z</b>	
Telephone Numbers .....	Inside Back Cover	Zoeller, Fuzzy .....	2-231/232
Ten Broeck, Lance .....	2-269	Zokol, Richard .....	2-273
Tesori, Paul .....	2-269		



**NOTES**

This image shows a single sheet of white paper with horizontal ruling lines. The lines are evenly spaced and run across the width of the page. There are no margins, text, or other markings on the paper.

## NOTES

This image shows a full page of blank, lined paper. It features approximately 20 evenly spaced horizontal grey lines running across the width of the page, providing a guide for handwriting or typing. The paper itself is a clean, off-white color.

## NOTES

This image shows a full page of blank, lined paper. It features approximately 20 evenly spaced horizontal black lines running across the width of the page, typical of notebook or primary writing paper. The background is a solid off-white color. There are no margins, text, or other markings present.

NOTES

This image shows a single page of white paper with horizontal ruling lines. The lines are evenly spaced and run across the width of the page. There are no margins, text, or other markings on the paper.

## NOTES

This image shows a single sheet of white paper with horizontal ruling lines. The lines are evenly spaced and run across the width of the page. There are no margins, text, or other markings on the paper.



## NOTES

[illegible]

## NOTES

## NOTES

This image shows a full page of white paper with horizontal blue or grey ruling lines. The lines are evenly spaced and run across the width of the page, providing a template for handwriting practice or general writing. There are no margins, text, or other markings on the page.

## FREQUENTLY USED TELEPHONE NUMBERS

Golf Club of Jacksonville .....	904/779-2100
Golf Course Superintendents Association of America .....	785/841-2240
LPGA .....	904/274-6200
National Golf Foundation .....	561/744-6006
PGA European Tour .....	011-44-134-484-2881
PGA of America .....	561/624-8400
PGA TOUR .....	904/285-3700
PGA Tour of Australasia .....	011-61-2-9460-3099
PGA Tour of Japan .....	011-813-3547-0141
PGA TOUR Productions .....	904/940-7000
PGA TOUR Tournaments Association .....	904/285-4222
PGA TOUR Travel .....	904/285-4001
Southern Africa PGA Tour .....	011-27-21-880-0871
The First Tee .....	904/940-4300
THE PLAYERS Championship .....	904/285-7888
THE TOUR Championship .....	904/285-7888
Tournament Players Club at Avenel .....	301/469-3700
Tournament Players Club at The Canyons .....	702/256-2500
Tournament Players Club at Deere Run .....	309/762-3077
Tournament Players Club at Eagle Trace .....	954/753-7600
Tournament Players Club at Heron Bay .....	954/796-2010
Tournament Players Club at Jasna Polana .....	609/688-0500
Tournament Players Club of Michigan .....	313/436-3000
Tournament Players Club of Myrtle Beach .....	843/357-3399
Tournament Players Club at Piper Glen .....	704/846-1212
Tournament Players Club at Prestancia .....	941/922-2800
Tournament Players Club at River Highlands .....	860/635-5000
Tournament Players Club at Sawgrass .....	904/285-3301
Tournament Players Club of Scottsdale .....	602/585-4334
Tournament Players Club at Southwind .....	901/748-0330
Tournament Players Club at Sugarloaf .....	770/418-0777
Tournament Players Club at Summerlin .....	702/256-0111
Tournament Players Club of Tampa Bay .....	813/949-0090
Tournament Players Club of Virginia Beach .....	757/563-9440
Tournament Players Course at Las Colinas .....	972/717-2500
Tournament Players Course at PGA West .....	760/564-7170
Tournament Players Course at Snoqualmie Ridge .....	425/396-4653
Tournament Players Course at The Woodlands .....	713/367-1100
USGA .....	908/234-2300
World Golf Foundation .....	904/940-4000
World Golf Hall of Fame .....	904/940-4123
World Golf Village .....	904/940-4000

**PGA TOUR on the Internet....<http://www.pgatour.com>**

**Media Guides may be purchased by calling Toll-Free 1-888-446-5304**

PGA TOUR, SENIOR PGA TOUR, THE SKINS GAME, STADIUM GOLF, THE PLAYERS CHAMPIONSHIP, TOURNAMENT PLAYERS CHAMPIONSHIP, SENIOR PLAYERS CHAMPIONSHIP, THE TOUR CHAMPIONSHIP, SENIOR TOUR CHAMPIONSHIP, TOURNAMENT PLAYERS CLUB, TPC, INTERNATIONAL TOURNAMENT PLAYERS CLUB, WORLD SERIES OF GOLF, SWINGING GOLFER LOGO, THE PRESIDENTS CUP and SENIOR SLAM are registered trademarks of PGA TOUR, Inc. Copyright © 1999 PGA TOUR, Inc. All rights reserved. No portion of this book may be reproduced—electronically, mechanically or by any other means, including photocopying—without the written permission of PGA TOUR.

The Official 1999 PGA TOUR Media Guide was produced by PGA TOUR Creative Services.

COVER: PGA TOUR Player of the year Mark O'Meara, winner of the Masters Tournament and British Open in 1998. (Photos by PGA TOUR Photographic Services)

## The 1999 Complete PGA TOUR Schedule

WEEK OF:	EVENT:
<b>JANUARY 4-10</b> 11-17 18-24 25-31	 Mercedes Championships SONY Open in Hawaii Bob Hope Chrysler Classic Phoenix Open
<b>FEBRUARY 1-7</b> 8-14 15-21 22-28 22-28	AT&T Pebble Beach National Pro-Am Buick Invitational Nissan Open WGC-Andersen Consulting Match Play Championship Touchstone Energy Tucson Open
<b>MARCH 1-7</b> 8-14 15-21 22-28 29-Apr. 4	Doral-Ryder Open Honda Classic Bay Hill Invitational Presented by Cooper Tires THE PLAYERS Championship BellSouth Classic
<b>APRIL 5-11</b> 12-18 19-25 26-May 2	Masters Tournament# MCI Classic Greater Greensboro Chrysler Classic Shell Houston Open
<b>MAY 3-9</b> 10-16 17-23 24-30 31-Jun. 6	Entergy Classic GTE Byron Nelson Classic MasterCard Colonial Kemper Open Memorial Tournament
<b>JUNE 7-13</b> 14-20 21-27 28-Jul. 4	FedEx St. Jude Classic U.S. Open Championship# Buick Classic Motorola Western Open
<b>JULY 5-11</b> 12-18 19-25 26-27 26-Aug. 1	Greater Milwaukee Open British Open Championship# John Deere Classic Par-Three Challenge* Canon Greater Hartford Open
<b>AUGUST 2-8</b> 9-15 16-22 23-24 23-29 30-Sept. 5	Buick Open PGA Championship# Sprint International Fred Meyer Challenge* WGC-NEC Invitational/Reno-Tahoe Open Air Canada Championship
<b>SEPTEMBER 6-12</b> 13-19 20-26 27-Oct. 3	Bell Canadian Open B.C. Open Ryder Cup# / Westin Texas Open Buick Challenge
<b>OCTOBER 4-10</b> 11-17 18-24 25-31	Michelob Championship at Kingsmill Las Vegas Invitational National Car Rental Golf Classic at Walt Disney World Resort THE TOUR Championship/Southern Farm Bureau Classic
<b>NOVEMBER 1-7</b> 12-14 13-14 15-21 27-28 25 28 29-Dec. 5	WGC-American Express Championship Franklin Templeton Shark Shootout* EMC <sup>2</sup> Skills Challenge* World Cup of Golf* Skins Game* Sun Microsystems Par-Three Challenge* Gillette Tour Challenge Championship* JCPenney Classic*
<b>DECEMBER 6-12</b> 18-19	Diners Club Matches* Wendy's Three-Tour Challenge*

# = Non-PGA TOUR cosponsored event    \* = Challenge season/unofficial money event