

1999

NIKE TOURTM



TM

NIKE TOUR

Official Media Guide of the NIKE TOUR

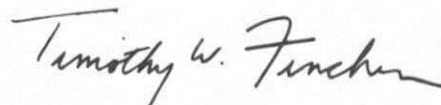
A MESSAGE TO THE MEDIA

The 1999 season, the 10th anniversary of the NIKE TOUR, promises to be one of the most exciting in its history.


The information in this media guide, designed to assist you in covering the NIKE TOUR in 1999, has been expanded to include a more detailed view of the history of the NIKE TOUR. Among the additions you will find are the results of every event that has been a part of the NIKE TOUR, tournament records expanded to include 36- and 54-hole records, a rundown of holes-in-one for each event and expanded player statistics.

We recognize that much of the success enjoyed by the NIKE TOUR is due to the outstanding coverage that we receive from the media throughout the year. We hope this publication will assist you in that coverage this season.

Our Media Officials are available to help you at each of our events; however, please do not hesitate to contact any member of our headquarters staff for further assistance.



Timothy W. Finchem
Commissioner
PGA TOUR



1999

NIKE TOURTM



TM

Official Media Guide of the NIKE TOUR

The 1999 NIKE TOUR Media Guide was written and edited by Joe Chemycz, James Cramer, and Joan vonThron, with layout and design by Eric M. Ellis.

TABLE OF CONTENTS

SECTION 1: INTRODUCTION

1999 NIKE TOUR Tournament	
Schedule	1/3-7
Message from Nike, Inc.	1/8
History of the NIKE TOUR	1/9-11
PGA TOUR Policy Board	1/12
PGA TOUR Golf Course	
Properties Board	1/13
Commissioner	
Timothy W. Finchem	1/14

SECTION 2: PLAYER BIOGRAPHIES

NIKE TOUR Eligibility	
Requirements	2/2-4
Biographies of Fully-Exempt	
Members	2/5-100
Biographies of Non-Exempt	
Members	2/101-144
1998 NIKE TOUR	
Graduating Class	2/145-168

SECTION 3: TOURNAMENT SUMMARIES

Tournament Summaries	3/2-61
Qualifying Tournament	3/62-64
Results of Tournaments Not on	
1999 Schedule	3/65-68

SECTION 4: 1998 NIKE TOUR FACTS & FIGURES

1998 NIKE TOUR Tournament Summary	4/2-4
1998 NIKE TOUR Money List	4/5-6
NIKE TOUR Statistical Leaders	4/7
Toughest Holes on the	
1998 NIKE TOUR	4/8
Toughest Courses on the	
1998 NIKE TOUR	4/9
1998 NIKE TOUR	
Facts and Figures	4/10-14
The Last Time	4/15-16

SECTION 5: ALL-TIME NIKE TOUR RECORDS

All-Time Records	5/2-8
Individual Playoff Records	5/9-10
NIKE TOUR Career	
Holes-in-One	5/11-14
Holes-in-One by Event	5/15-17

All-Time Fact & Figures	5/19-25
All-Time NIKE TOUR	
Winners	5/26-31
Statistical Records	5/32
Year-by-Year Statistical	
Leaders	5/33
All-Time NIKE TOUR	
Roster	5/34-37
NIKE TOUR Tournament	
Chronology	5/38-52

SECTION 6: ADDITIONAL INFORMATION

PGA TOUR Victories by	
Alumni--by Player	6/2
PGA TOUR Victories by	
Alumni--by Year	6/3
NIKE TOUR Players of	
the Year	6/4
NIKE TOUR Prize Money	
Distribution Charts	6/6-7
Media Regulations	6/8
Photography Regulations	6/9
Television Coverage Regulations ..	6/10
Radio Coverage Regulations	6/11
On-Line Service Regulations	6/12

SECTION 7: MISCELLANEOUS

NIKE TOUR and Charity	7/2
TOUR Wives Association	7/3
Tournament Players Clubs	7/4-6
World Golf Village	7/7
World Golf Hall of Fame	7/8-9
World Golf Foundation:	
Charitable Mission	7/10
The First Tee	7/11
pgatour.com	7/12
PGA TOUR Network Radio	7/13
PGA TOUR Productions	7/14

SECTION 8: PGA TOUR/ NIKE TOUR STAFF

PGA TOUR/NIKE TOUR Staff	8/2-7
--------------------------------	-------

SECTION 9: INDEX

Alphabetical Index	9/2-4
1999 Schedules	9-5


1999 NIKE TOUR SCHEDULE

Date	Tournament Contact	Location (Par/Yardage)	Official Money	Winner	TV	1998 Champion
Jan. 7-10	NIKE South Florida Classic Presented by New York Life Les Davie 561/863-7900	Palm-Aire Country Club & Resort (71/6,910) 2600 Palm-Aire Drive North Pompano Beach, FL 33069	\$225,000	\$40,500	TGC	Eric Johnson
Jan. 14-17	NIKE Lakeland Classic Bobbie Golden 941/619-6810	Grasslands Golf & Country Club (72/7,040) 1600 Grasslands Boulevard Lakeland, FL 33803	\$225,000	\$40,500		Casey Martin
Feb. 4-7	NIKE Florida Classic Presented by Shands HealthCare John Ives 352/367-1625	Gainesville Country Club (70/6,842) 7300 SW 35th Way Gainesville, FL 32608	\$225,000	\$40,500	TGC	New Event
Feb. 18-21	NIKE Mississippi Gulf Coast Open Presented by Halter Marine Group, Inc. Scott Ratliff 228/255-8060	The Oaks Golf Club (72/6,885) 7119 Menge Avenue Pass Christian, MS 39571	\$250,000	\$45,000	TGC	Not on 1998 Schedule
Mar. 4-7	NIKE Greater Austin Open Bob Bright 512/261-9300	The Hills Country Club (72/6,954) One World of Tennis Square Austin, TX 78738	\$225,000	\$40,500		Michael Allen
Mar. 18-21	NIKE Monterrey Open Eduardo de Hoyos or Barry Williamson 907/746-1447 or 907/746-1447	Club Campestre (72/6,964) Ave. Alfonso Reyes S/N Col. Santa Engracia Garza Garcia, N.L. Mexico	\$275,000	\$49,500		Joe Ogilvie
Mar. 25-28	NIKE Louisiana Open Presented by Chitimacha Tom Cox 318/856-GOLF	Le Triomphe Country Club (72/6,954) 100 Club Boulevard Broussard, LA 70518	\$300,000	\$54,000		John Wilson

Date	Tournament Contact	Location (Par/Yardage)	Official Money	Winner	TV	1998 Champion
Apr. 15-18	NIKE Shreveport Open Presented by Deposit Guaranty Bank & Schumpert Medical Center Ed McGovern 318/798-6463	Southern Trace Country Club (72/6,916) 200 Southern Trace Parkway Shreveport, LA 71106	\$225,000	\$40,500		Vance Veazey
Apr. 22-25	NIKE South Carolina Classic Presented by AVM, An Arvin Industries Company Dick Baker 843/669-0920	The Country Club of South Carolina (72.7,150) 3525 McDonald Boulevard Florence, SC 29506	\$225,000	\$40,500		Gene Sauers
Apr. 29- May 2	NIKE Upstate Classic Presented by Suitt Darin MacDonald 864/675-0556	Verdae Greens Golf Club (72/6,773) 650 Verdae Boulevard Greenville, SC 29607	\$225,000	\$40,500		Tom Scherrer
May 6-9	NIKE Carolina Classic Marymac Webb 919/380-0011	Raleigh Country Club (72/6,717) 400 Peachtree Lane Raleigh, NC 27610	\$225,000	\$40,500	TGC	Brian Bateman
May 13-16	NIKE Dominion Open Presented by United Parcel Service Tracy Whitley 804/360-5578	The Dominion Club (72/7,020) 6000 Dominion Club Drive Glen Allen, VA 23060	\$250,000	\$45,000	TGC	Bob Burns
May 20-23	NIKE Knoxville Open Presented by Buick Sandy Hull 423/523-8687	Fox Den Country Club (72/7,142) 12284 North Fox Den Drive Knoxville, TN 37922	\$225,000	\$40,500		Robin Freeman
June 10-13	NIKE Cleveland Open Presented by Bank One Hope Grant 216/789-1844	Quail Hollow Country Club (Devlin Course) (72/6,712) 11080 Concord-Hamhden Rd. Concord, OH 44077	\$225,000	\$40,500		Doug Dunakey

Date	Tournament Contact	Location (Par/Yardage)	Official Money	Winner	TV	1998 Champion
June 17-20	NIKE Dayton Open Presented by Dayton Area Toyota Dealers Kelly Fackel 937/428-4717 or 937/433-7151	The Golf Club at Yankee Trace (72/7,139) 10000 Yankee Street Centerville, OH 45458	\$250,000	\$45,000		New Event
June 24-27	NIKE Lehigh Valley Open Jane Wrisley 610/317-8000	Center Valley Club (72/6,904) 3300 Center Valley Parkway Center Valley, PA 18034	\$225,000	\$40,500		Eric Booker
July 1-4	NIKE Hershey Open Jim Reed 717/533-2360	Country Club of Hershey (East Course) (71/7,061) 1000 East Derry Road Hershey, PA 17033-1290	\$225,000	\$40,500	TGC	Michael Clark
July 8-11	NIKE Greensboro Open Presented by Buick Mike Barber 336/333-0909	Sedgefield Country Club (71/6,737) 3201 Forsyth Drive Greensboro, NC 27407	\$225,000	\$40,500	TGC	Joe Ogilvie
July 22-25	NIKE Wichita Open Presented by Riverside Health System Roy Turner 316/942-4300	Willowbend Country Club (72/7,000) 8001 East Mulberry Wichita, KS 67226	\$225,000	\$40,500		Emlyn Aubrey
July 29-Aug. 1	NIKE Dakota Dunes Open Presented by GATEWAY J.R. Castner 605/232-3111	Dakota Dunes Country Club (72/7,165) 960 Dakota Dunes Boulevard Dakota Dunes, SD 57049	\$350,000	\$63,000	TGC	John Maginnis
Aug. 5-8	NIKE Omaha Classic Presented by Sprint PCS Mike West 402/399-1800	The Champions Club (72/7,034) 13800 Eagle Run Drive Omaha, NE 68164-2541	\$300,000	\$54,000		Matt Gogel

Date	Tournament Contact	Location (Par/Yardage)	Official Money	Winner	TV	1998 Champion
Aug. 12-15	NIKE Ozarks Open Presented by Consumers Food & Drug Jerald Andrews 417/887-3400	Highland Springs CC (72/7,058) 5400 Highland Springs Boulevard Springfield, MO 65809	\$250,000	\$45,000		Anthony Painter
Aug. 19-22	NIKE Fort Smith Classic Presented by Donrey and Alltel Ben Gosey/Lisa Maestri 501/484-9304	Hardscrabble Country Club (72/6,620) P.O. Box 2708 Fort Smith, AR 72903	\$250,000	\$45,000	TGC	Mark Hensby
Aug. 26-29	NIKE Permian Basin Open Bob Glast 915/580-4710	The Club at Mission Dorado (72/7,034) One Mission Boulevard Odessa, TX 79765	\$225,000	\$40,500		Stiles Mitchell
Sept. 2-5	NIKE Utah Classic Presented by Ganter USA Roger Graves 801/495-2249	Willow Creek Country Club (72/7,124) 8300 South 27th East Sandy, UT 84093	\$375,000	\$67,500	TGC	New Event
Sept. 9-12	NIKE Tri-Cities Open Presented by SunMart Grant Linnen 509/735-9649	Meadow Springs Country Club (72/6,926) 700 Country Club Place Richland, WA 99352	\$225,000	\$40,500		Matt Gogel
Sept. 16-19	NIKE Boise Open Presented by Albertson's Jeff Sanders 503/644-6057	Hillcrest Country Club (71/6,685) 4610 Hillcrest Drive Boise, ID 83705	\$325,000	\$58,500		Mike Sposa
Sept. 23-26	NIKE Oregon Classic Presented by Kendall Automotive Group Chris Roche 541/746-0403	Shadow Hills Country Club (72/7,007) 92512 River Road Junction City, OR 97448	\$225,000	\$40,500		Charles Raulerson
Oct. 7-10	NIKE Inland Empire Open Presented by Toyota Debbie Hoffman 909/486-9544	Moreno Valley Ranch Golf Club (72/6,880) 28095 John F. Kennedy Dr. Moreno Valley, CA 92555	\$225,000	\$40,500		Charles Raulerson



Date	Tournament Contact	Location (Par/Yardage)	Official Money	Winner	TV	1998 Champion
Oct. 21-24	NIKE TOUR Championship Presented by Monarch Food Services (334) 712-2820	Robert Trent Jones Golf Trail Highland Oaks (TBD) 904 Royal Parkway Dothan, AL 36305	\$400,000	\$72,000	TGC/Fox Sports	Bob Burns

A MESSAGE FROM Nike



THE PARTNERSHIP CONTINUES

As we move into the 1999 golf season, Nike is proud to begin our seventh year as title sponsor of the NIKE TOUR. Over this period, the NIKE TOUR has become a critical proving ground for tomorrow's PGA TOUR champions. The NIKE TOUR continues to grow each year in prize money, attendance levels, network television exposure and most importantly, in charitable contributions to local communities. Over the seven years we've been associated with the NIKE TOUR, we too have grown and committed more focus to building more opportunities for golfers to view and play the great game of golf. For us, the intense level of commitment and drive that NIKE TOUR players embody is one of the key reasons we value our partnership with the PGA TOUR.

"We believe in the spirit of competition as represented by the NIKE TOUR," says Phil Knight, Nike, Inc. Chairman and CEO. "Our focus, as it is in other sports, is leveling the playing fields and providing playing opportunities. We want to help the PGA TOUR continue to do everything possible to build the game of golf."

Last year was historic for the NIKE TOUR. National attention was drawn to record rounds of 59 shot by both Notah Begay III and Doug Dunaway. As we begin 1999, we expect more of this kind of exciting action to capture the imagination of America's golfers. We wish everyone involved with the NIKE TOUR another record-setting season in 1999.

A HISTORY OF THE NIKE TOUR

Even the most optimistic person couldn't have foreseen the success of the NIKE TOUR when the tour kicked off its inaugural season on Thursday, Feb. 2, 1990 at 7:30 a.m. PST at Bakersfield CC in Bakersfield, CA.

The NIKE TOUR began under corporate sponsorship of the Ben Hogan Company as the Ben Hogan Tour. The idea of former PGA TOUR Commissioner Deane R. Beman, the NIKE TOUR was designed as a proving ground for up-and-coming golfers, as well as a place for PGA TOUR veterans to hone their skills as they prepared for the Senior PGA TOUR.

That first event was won by Mike Springer, who went on to win two more times that year and finish fourth on the money list. For the first two years of the tour, the top-5 money winners were awarded with PGA TOUR membership. Beginning in 1992, the PGA TOUR Tournament Policy Board voted that, due to the success graduating players had on the PGA TOUR, that number would be increased to 10.

In 1990, Springer was joined by Jim McGovern, Dick Mast, Ed Humenik and leading money winner and Player of the Year, Jeff Maggert, in the first graduating class.

However, the player who made the biggest impact on the PGA TOUR from the 1990 Ben Hogan Tour was John Daly, winner of the only Ben Hogan Tour Qualifying Tournament. Daly won the PGA Championship as a rookie and went on to finish 17th on the 1991 PGA TOUR money list. Since then he has added three more victories, including another major championship, the 1995 British Open.

It was on the 1991 Ben Hogan Tour that Tom Lehman first established himself as a topflight player. After two nondescript years on the PGA TOUR in the early-1980s, Lehman won a tournament on the 1990 Ben Hogan Tour. But it was 1991 that was the breakthrough season in his comeback. He won three times that year and was the circuit's leading money winner.

Graduating to the PGA TOUR in 1992, he has been one of the TOUR's most spectacular performers since then. In 1996 he won the British Open and THE TOUR Championship on his way to a PGA TOUR record for single-season earnings with \$1,780,159.

Californian John Flannery was the dominant player on the 1992 Ben Hogan Tour winning three times and leading the tour in earnings with \$164,114. His successful campaign made him the Ben Hogan Tour's third Player of the Year.

The big news of 1992 didn't happen on the golf course. It was announced on August 26, 1992 that NIKE Inc., would take over sponsorship of the Ben Hogan Tour beginning with the 1993 season.

Sean Murphy was the star of the 1993 NIKE TOUR. He set records for wins in a season with four, career victories with five, and single-season earnings with \$166,293. He added a sixth title in 1995.

While Sean Murphy was busy setting records, his fellow NIKE TOUR alumni were busy making a name for themselves on the PGA TOUR. Daly had already collected his second career win in the 1992 B.C. Open, and others were beginning to earn their own hardware. Jim McGovern, Mike Standly and Jeff Maggert all collected PGA TOUR titles in 1993, while Mike Springer and Greg Kraft grabbed a pair of unofficial wins.



Mike Springer won the Bakersfield Open, the first-ever NIKE TOUR event, on Feb. 5, 1990.

A HISTORY OF THE NIKE TOUR (continued)

Since 1994, a minimum of six NIKE TOUR alumni have won each year on the PGA TOUR, including Lehman and Daly's three combined major championships.

The NIKE TOUR Championship also was established in 1993 as a climax to the season. Rookie David Duval won the first NIKE TOUR Championship, which features only the top-50 money winners during the year.

On the 1994 NIKE TOUR, Chris Perry showed that consistency has its own rewards. Although six players collected multiple victories that year, to Perry's lone title in the NIKE Utah Classic, his peers recognized his consistent strong play over the course of the season and selected him NIKE TOUR Player of the Year. He set the single-season earnings record with \$167,148 and collected 10 top-10 finishes. He made every cut that season, and began 1997 with a current streak of 31 consecutive finishes in the money.

The 1994 NIKE TOUR season saw a number of firsts. In June, Tommy Armour III became the first player to win back-to-back tournaments when he won the NIKE Miami Valley Open and NIKE Cleveland Open in consecutive weeks. Jerry Haas accomplished the same feat later in the year when he won the NIKE Tri-Cities Open and followed it with a victory in the NIKE Sonoma County Open.

During the second round of the 1994 NIKE Shreveport Open, Omar Uresti set a record with nine consecutive birdies that not only stands as the NIKE TOUR standard, but is better than the records on the PGA TOUR, Senior PGA TOUR and PGA European Tour.

In May, Vic Wilk became the only left-hander to win a NIKE TOUR event when he was victorious in the NIKE Knoxville Open.

Jerry Kelly continued the trend of the leading money winner setting an earnings record in 1995 when he earned \$188,878 to better Perry's year-old record. Besides winning twice, Kelly posted 15 top-10 finishes.

Celebrated amateur Allen Doyle played the NIKE TOUR after turning professional in the Spring. He won his second event, the NIKE Mississippi Gulf Coast Classic and added two more titles on his way to a second-place finish on the 1995 money list. In 1996 he was the oldest rookie in PGA TOUR history at age 47.


The 1995 season also saw Franklin Langham set the record for earnings in a single season without a victory. Langham earned \$158,990.

Hugh Royer III won twice in 1995, making him the only player in NIKE TOUR history to have multiple victories in two separate seasons.

Stewart Cink was the story of the 1996 NIKE TOUR season. The 1995 College Player of the Year became the only player in NIKE TOUR history to earn more than \$200,000 in a single season when he earned \$251,699. He won three times, including the season-ending NIKE TOUR Championship, and collected 14 top-10 finishes in only 21 events.

Michael Christie was also dominant in 1996 collecting three wins. In his win in Greenville, SC he matched the NIKE TOUR record for lowest score in a 72-hole tournament. He matched the 54-hole tournament record as well when he won the NIKE Utah Classic. His win at the NIKE Permian Basin Open, his second of the year, ended a NIKE TOUR-record streak of 22 different winners to start the season.

P.H. Horgan III, 7th on the money list, and Skip Kendall, 9th, joined Olin Browne and Sean Murphy to finish in the top-10 of the money list twice. In 1997, Chris DiMarco was added to that list.



Chris Smith became the only player to earn a "Battlefield Promotion" to the PGA TOUR with three victories in 1997.

A HISTORY OF THE NIKE TOUR (continued)

As the 1997 season began, there was, once again, big news off the golf course as NIKE and the PGA TOUR announced in January that their agreement for sponsorship of the NIKE TOUR had been extended through the year 2000.

Another big announcement came when the PGA TOUR Tournament Policy Board voted to increase NIKE TOUR exemptions on the PGA TOUR from 10 to 15, further enhancing the NIKE TOUR's reputation as a proving ground for the next generation of PGA TOUR champions.

1997 also marked the first year of the "Battlefield Promotion," which grants immediate access to the PGA TOUR for any player who wins three NIKE TOUR events in a season. Chris Smith was the first NIKE TOUR player to earn this promotion. He immediately made his presence felt on the PGA TOUR by making the cut in each of his six PGA TOUR events and finishing in fourth place at the CVS Charity Classic.

On the NIKE TOUR, Smith had a record breaking season. He won at the NIKE Upstate Classic and the NIKE Dakota Dunes Open and NIKE Omaha Classic in back-to-back weeks. With the wins in Dakota Dunes and Omaha he joined Tommy Armour III and Jerry Haas as the only players to win consecutive tournaments. He also became the first player to win the same tournament twice, having won the NIKE Dakota Dunes Open in 1995 as well.

Smith's victory in Omaha was a record-setting affair. His 26-under-par 258 total was the record for most strokes under par and low total. His 11-stroke margin of victory was also the NIKE TOUR record.

Mark Carnevale got off to the best start in NIKE TOUR history, finishing third or better in each of his first four tournaments. He opened the year finishing second to Ryan Howison at the NIKE Lakeland Classic. After a victory in the NIKE Inland Empire Open, he finished tied for second in the NIKE Monterrey Open and in third place at the NIKE Louisiana Open. That scorching start allowed him to surpass \$100,000 faster than any other player in NIKE TOUR history. The four tournaments it took were seven less than the record first set by Joe Durant in 1996.

In October, Steve Flesch joined Wilk as the only left-handed winners when he was victorious in the NIKE TOUR Championship. That victory vaulted him from 24th on the money list to fourth, earning him PGA TOUR membership for 1998.

The 1998 season saw more of the kind of action the NIKE TOUR has become known for. During a three-week period late in the spring, Notah Begay III and Doug Dunakey caught the attention of the golf world when each recorded a 59 in competition.

Begay's 13-under-par 59 came in the second round of the NIKE Dominion Open and was highlighted by a five-hole stretch that saw him go birdie, birdie, eagle, birdie, ace. He shot a 9-under-par 27 on his incoming nine to insure his place in the record books.

Three weeks later, Doug Dunakey turned his own 27, this one being 8-under-par, into a place in the NIKE TOUR record book alongside Begay. Amazingly, Dunakey could have had the record on his own, with only a three-putt bogey on his final hole keeping him from posting an incredible 58.

Begay was involved in another piece of NIKE TOUR history when he and Eric Booker engaged in the longest playoff in NIKE TOUR history, a nine-hole affair that was finally won by Booker with a par.

Not only were there personal milestones on the 1998 NIKE TOUR, the tour itself celebrated one when the NIKE Cleveland Open played host to the 250th event in NIKE TOUR history.

Bob Burns was named 1998 NIKE TOUR Player of the Year after leading in earnings with \$178,664 and winning at the NIKE Dominion Open and NIKE TOUR Championship.

PGA TOUR POLICY BOARD

The PGA TOUR Policy Board establishes goals and policies for the operation of the PGA TOUR. The nine-member Board is composed of the following:

Four Player Directors elected by the PGA TOUR membership. A Player Director also serves as Vice President of the PGA of America.

Four Independent Directors, representing the public interest. One serves as Chairman of the Board.

One PGA of America Director, who is a national officer of the PGA of America.

A Players Advisory Council consults with the Policy Board.

The Policy Board appoints the Commissioner as chief executive and administrative officer of the PGA TOUR. The tournament staff, serving under the Commissioner, conducts tournament play.



Richard J. Ferris
Northbrook, IL
Chairman



John Cook
Rancho Mirage, CA
Player Director



Jay Haas
Greer, SC
Player Director




Mike Hulbert
Orlando, FL
Player Director




Davis Love III
Sea Island, GA
Player Director




Victor F. Ganzi
New York, NY
Independent Director



Charles F. Knight
St. Louis, MO
Independent Director



John F. Welch, Jr.
Fairfield, CT
Independent Director



Will Mann
Graham, NC
PGA Director

PGA TOUR GOLF COURSE PROPERTIES BOARD



H. James Griggs
Chairman


An advisory board of the PGA TOUR Policy Board, the PGA TOUR Golf Course Properties Board makes reports and recommendations relating to the development and operational functions of the Tournament Players Club (TPC) Network, domestically and internationally.

Directors of the Golf Course Properties Board are experts in the fields of development, finance, construction, law, international business and other specialties related to property development.

See pages 7-4 through 7-6 for information on the Tournament Players Club Network.



Edward J. Brown III



A. James Clark



Wayne S. Doran



James W. McGlothlin



W.J. "Jim" Smith



Carl Ware

ABOUT THE COMMISSIONER

Timothy W. Finchem

Commissioner

Timothy W. Finchem became only the third Commissioner in PGA TOUR history on June 1, 1994.

Finchem, 51, succeeded Deane R. Beman, who had served as Commissioner for 20 years. The late Joseph C. Dey was the first Commissioner of the PGA TOUR, serving from 1969 until 1974.

A 7-handicapper, Finchem has been the architect of a restructuring dedicated to expanding earnings opportunities and other benefits for PGA TOUR members domestically and internationally.

He has taken a leadership role in the creation of the World Golf Foundation and its "First Tee" initiative, World Golf Village and World Golf Hall of Fame. He also has spearheaded development of the International Federation of PGA Tours and its World Golf Championships, which begin this year.


Born in Ottawa, IL on April 19, 1947, Finchem was graduated from Princess Anne High School in Virginia Beach. He attended the University of Richmond on a debate scholarship and received his Bachelor of Arts degree from the school in 1969. He was graduated from the University of Virginia Law School in 1973.

After practicing law in Virginia Beach for three years, Finchem served in the White House as Deputy Advisor to the President for Economic Affairs in 1978 and 1979, then became National Staff Director of the Carter-Mondale Presidential Campaign in 1980. In 1981, Finchem co-founded National Strategies and Marketing Group in Washington, D.C.

Finchem joined the TOUR staff as Vice President of Business Affairs in December 1987 and became Deputy Commissioner and Chief Operating Officer in 1989.

A physical fitness devotee, Finchem is a member of the President's Council on Physical Fitness.

Married to the former Holly Bachand, Finchem is a father of four. The Finchems live in Ponte Vedra Beach, FL.



Trevor Dodds, a two-time winner on the NIKE TOUR, overcame cancer in 1997 to win last year's Greater Greensboro Chrysler Classic.



1999 NIKE TOUR PLAYER BIOGRAPHIES

SECTION 2

1999 NIKE TOUR ELIGIBILITY REQUIREMENTS

Players eligible to compete in cosponsored events shall be NIKE TOUR members (including temporary members), PGA TOUR members and qualified amateurs in the following categories:

1. Tournament Winners

Winners of NIKE TOUR cosponsored events in the last calendar year or during the current year.

Michael Allen	Matt Gogel	Stiles Mitchell	Chris Starkjohann
Brian Bateman	Mark Hensby	Anthony Painter	Vance Veazey
Craig Bowden	Eric Johnson	Gene Sauers	John Wilson
Michael Clark	Casey Martin		

2. Top Finishers from Previous Year

If not otherwise exempt, players finishing 16th to 55th on the final official NIKE TOUR money list from the previous year.

Chris Zambri	Jeff Julian	Mike Sullivan	Don Reese
Ryan Howison	David Berganio, Jr.	Craig Kanada	Brian Tennyson
Jeff Gove	Don Walsworth	Marco Gortana	Sam Randolph
Pat Bates	John Kernohan	Joey Snyder III	Paul Claxton
Greg Leshner	Carl Paulson	Steve Lamontagne	

3. Number of Finishers Nearest 50 from Qualifying Tournament

The next number of finishers nearest 50 in order of finish from the immediately previous PGA TOUR Qualifying Tournament.

1. Dino Lucchesi	14. Jerry Foltz	27. Ren Budde	40. Ryan Hietala
2. Greg Bruckner	15. J.J. Henry	28. Tray Tyner	41. Brian Fogt
3. Brett Quigley	16. Dave Barr	29. Robin Byrd	42. Craig Matthew
4. Steve Young	17. Brian Claar	30. Ronnie Black	43. Jason Tyska
5. Kevin Dillen	18. Robert Gamez	31. Shaun Micheel	44. Fred Wadsworth
6. Edward Fryatt	19. Chad Ginn	32. Charlie Wi	45. Mike Standly
7. Todd Demsey	20. Matthew Goggin	33. Donnie Hammond	46. Tripp Isenhour
8. Kelly Gibson	21. Joey Gullion	34. Shane Supple	47. Stephen Leaney **
9. Tom Silva	22. Rich Barcelo	35. Matt Peterson	48. Ed Humenik
10. Guy Boros	23. Spike McRoy	36. Ken Green	49. Tim Petrovic
11. Paul Curry	24. Kevin Riley	37. Brett Wayment	50. Jeff Klein
12. Pat Burke	25. Joel Edwards	38. Gibby Gilbert, Jr.	51. Ashley Chinner
13. Dave Schreyer	26. Curt Byrum	39. Pat Nanney	52. Bob Gilder

** Denotes declined membership

4. Top 35 & Ties from Qualifying Tournament

If not eligible for the PGA TOUR event in the same week, the top-35 finishers and ties for the previous year's Qualifying Tournament and those finishing 2nd through 15th on the previous year's NIKE TOUR Official Money List.

NOTE: In the event and unusually high number of such players commits to an event, adjustments will be made as follows:

- Fields will be increased as necessary, up to a maximum of 156 or such other (lesser) number permitted by available daylight.
- Exempt players from Open Qualifying will be reduced from 14 to four spots.
- NIKE TOUR exempt players within the Number Nearest 50 category would be made non-exempt from the last player in the category, upward.

5. PGA National Office Selections

Three members of the PGA selected on a competitive basis by the PGA National Office.

6. Open Qualifying

Fourteen (14) low scorers at open qualifying.

7. Host PGA Section Selections

Three members of the PGA Section in which the event is held, selected on a competitive basis by such host PGA Section.

1999 NIKE TOUR ELIGIBILITY REQUIREMENTS

8. Sponsor Exemptions

On invitation of the tournament sponsor, a maximum of two players, including amateurs with USGA handicaps of 2 or less. On invitation of Nike, Inc., three additional players.

9. Top 25 Finishers from Previous Event

If not otherwise exempt, the top-25 finishing professionals and those tied for 25th place in the immediately preceding NIKE TOUR event (on a space-available basis).

10. Special Members/Medical

If not otherwise exempt, and if needed to fill the field, Special Members/Medical, if any, in order of their position on the previous year's official NIKE TOUR money list.
Todd Gleaton

11. PGA TOUR Members not Exempt for the Current PGA TOUR Event

If needed to fill the field, PGA TOUR members who are not eligible for the PGA TOUR event occurring simultaneously with the NIKE TOUR event.

12. Reordered Members of the PGA TOUR/NIKE TOUR with Money

If needed to fill the field, PGA TOUR and NIKE TOUR members with official NIKE TOUR prize money earnings after the 5th, 10th, 15th, 20th and 25th event re-shuffle.

13. Past Champion Members of the PGA TOUR

If needed to fill the field, Life Members and Past Champions of the PGA TOUR, even if eligible for the PGA TOUR event occurring simultaneously with the NIKE TOUR event, in the order of their eligibility for PGA TOUR open events.

14. Special Temporary Members of the PGA TOUR

If needed to fill the field, PGA TOUR Special Temporary Members, even if eligible for the PGA TOUR event occurring simultaneously with the NIKE TOUR event, in the order in which such players have qualified for such Special Temporary Membership in the PGA TOUR.

15. PGA TOUR Team Championship Winners

If needed to fill the field, winners of PGA TOUR cosponsored team championship tournaments, even if eligible for the PGA TOUR event occurring simultaneously with the NIKE TOUR event, in the order of total number of team championship tournaments won.

16. PGA TOUR Veteran Members

If needed to fill the field, PGA TOUR Veteran Members, even if eligible for the PGA TOUR event occurring simultaneously with the NIKE TOUR event, in the order of their position on the official PGA TOUR career money list.

17. Additional Finishers from Qualifying Tournament

If needed to fill the field, the next available NIKE TOUR members from the PGA TOUR Qualifying Tournament.

- | | | | |
|--------------------|------------------------|---------------------|----------------------|
| 1. Steve Pope | 20. Billy Anderson | 39. Steve Woods | 57. Tim Conley |
| 2. Brian Kamm | 21. Shane Bertsch | 40. Darrett Brinker | 58. Ray Stewart |
| 3. Chad Campbell | 22. Bob Heintz | 41. Craig Perks | 59. Bill Heim |
| 4. Jerry Smith | 23. Chris Tidland | 42. Wes Tuck | 60. Glen Hnatiuk |
| 5. Jon Hurst | 24. Gary Nicklaus | 43. Kenneth Staton | 61. Gary March |
| 6. Jay Hobby | 25. Angel Franco | 44. John Rollins | 62. Ted Oh |
| 7. Dick mast | 26. Roy Biancalana | 45. Patrick Lee | 63. Joel Padfield |
| 8. Richard Johnson | 27. Steve Gotsche | 46. John Bizik | 64. Scott Mendelsohn |
| 9. Fran Quinn | 28. Mike Meehan | 47. Alex Munoz | 65. Dicky Thompson |
| 10. James Blair | 29. Jason Schultz | 48. Rick Dalpos | 66. Tim Clark |
| 11. Rob McKelvey | 30. Joe Daley | 49. Tony Bordwell | 67. Scott Sterling |
| 12. Steve Haskins | 31. Christian Chernock | 50. Eric Rustand | 68. Jeff Sanday |
| 13. Shane Tait | 32. Ron Ewing | 51. Bob Lohr | 69. Tommy Biershenk |
| 14. Ben Ferguson | 33. Rick Price | 52. Mark Carnevale | 70. Michael Miller |
| 15. Mike Grob | 34. Dean Wilson | 53. Chip Sullivan | 71. Zoran Zorkic |
| 16. Keith Nolan | 35. Conrad Ray | 54. R.W. Eaks | 72. Michael Muehr |
| 17. Chris Kaufman | 36. Greg Towne | 55. Bobby Wadkins | 73. Phillip Schmitt |
| 18. Gary Christian | 37. Jim Johnson | 56. John Riegger | 74. Jon Levitt |
| 19. Steve Ford | 38. Kris Cox | | |

1999 NIKE TOUR ELIGIBILITY REQUIREMENTS

18. PGA TOUR Extended Money List

If needed to fill the field, those players finishing 151-200 on the PGA TOUR money list.

Richard Coughlan	Mike Small	Jim Estes
Hugh Royer III	Sonny Skinner	Guy Hill

19. Special Temporary Members

If not otherwise eligible and if needed to fill the field, players who have met the conditions for Special Temporary Membership.

20. Past Champion Members

If not otherwise eligible and if needed to fill the field, Past Champion members (players who won events in the season two, three and four years prior). Players will be listed in the order of most NIKE TOUR events won, with ties for the same number of wins broken by placing the most recent tournament winner first.

Allen Doyle	Kevin Johnson	Rocky Walcher	Karl Zoller
Mike Schuchart	Iain Steel	Gary Webb	Bill Murchison
Stan Utley	Paul Gow	P.J. Cowan	
Mark Wurtz	Ahmad Bateman	Larry Silveira	
Mark Wurtz	Rick Cramer		

21. Additional Open Qualifiers

If needed to fill the field, additional qualifiers from open qualifying, in the order of finish in such open qualifying.

NIKE TOUR PERFORMANCE BENEFITS

A. Leading Money Winner on season-ending money list earns fully exempt status on the 1999 PGA TOUR.

B. Any player earning the "Battlefield Promotion" for three official NIKE TOUR victories in a single season earns immediate access to PGA TOUR in a category immediately following the Qualifying Tournament category, and also earns fully exempt status on the PGA TOUR the following year.

C. Finishers 2-15 on the NIKE TOUR money list earn their PGA TOUR cards the following year and are grouped with the successful PGA TOUR Qualifying Tournament players.

D. Finishers 16-25 on the NIKE TOUR money list are exempted into the finals of the PGA TOUR Qualifying Tournament. Such players are also provided with membership for the 1999 NIKE TOUR in the event they are unsuccessful in securing their PGA TOUR cards via the Qualifying Tournament.

E. Finishers 26-55 on the NIKE TOUR money list are exempted into the second stage of the PGA TOUR Qualifying Tournament. Such players are also provided with membership for the 1999 NIKE TOUR in the event they are unsuccessful in securing their PGA TOUR cards via the Qualifying Tournament.

F. Tournament Winners on the NIKE TOUR are fully exempt for NIKE TOUR tournaments for the balance of the year in which the event is won, and also for the following year.



MICHAEL ALLEN

Exempt Status: 1998 Tournament Winner

Birthdate: January 31, 1959

Birthplace: San Mateo, CA

Residence: Scottsdale, AZ

Height: 6'0"

Weight: 190

Family: Wife, Cynthia; Christy (12/8/93), Michelle (6/3/96)

College: University of Nevada

Special Interests: Sports, wine, salmon fishing

Turned Professional: 1984

NIKE TOUR Victories (1): 1998 NIKE Greater Austin Open

Best 1998 NIKE TOUR Finishes: 1—NIKE Greater Austin Open; T8—NIKE San Jose Open; 10—NIKE Knoxville Open; T10 — NIKE Tri-Cities Open

Best Career PGA TOUR Finishes: T3—1993 Northern Telecom Open, 1993 Phoenix Open.

Best 1998 PGA TOUR finish: Did not play 1998 PGA TOUR

Other Information: Using a long putter, earned his first career NIKE TOUR victory at the 1998 NIKE Greater Austin Open...shot a final-round 76 as winds in excess of 40 m.p.h. dropped the wind chill into the low 20s...his 4-over-par 76 was the highest finish by a winner on the NIKE TOUR in 1998...member of PGA TOUR for six years (1990-95) and member of NIKE TOUR 1997-99...made the cut in 10 of 21 events in 1998 and had four top-10 and seven top-25 finishes...tied for the 54-hole lead at the 1998 NIKE San Jose Open with Gene Sauers, but fired a 73 in Sunday's final round to drop into a tie for 8th...posted three top-10 finishes on the NIKE TOUR in 1997, including a tie for fifth in his first start at the NIKE Inland Empire Open...career-best PGA TOUR finishes came back to back in his first two events of the 1993 season — finished tied for third in Northern Telecom and Phoenix Opens...has career PGA TOUR earnings of \$534,913...successfully qualified at PGA TOUR National Qualifying Tournament four consecutive years (1989-92)...won 1989 Bell's Scottish Open on PGA European Tour...fired a 9-under-par 63 in the final round to defeat Ian Woosnam and Jose Maria Olazabal by two strokes at Gleneagles...had only 22 putts during the final round, which saw him hole two chips and a bunker shot en route to a 30 on the back nine...later in the year, finished second in the Scandinavian Open...finished 15th on 1989 European Tour Order of Merit...was planning to be a stockbroker before turning to golf as a profession.

NIKE TOUR CAREER SUMMARY							PLAYOFF RECORD: 0-0		
Year	Events Played	Cuts	1st	2nd	3rd	Top 10	Top 25	Earnings	Rank
1992	1	1						\$1,125	219
1995	5	3					1	\$4,840	158
1997	20	9				3	4	\$26,792	75
1998	21	10	1			4	7	\$67,482	42
Total	47	23	1			7	12	\$100,239	

PGA TOUR CAREER SUMMARY							PLAYOFF RECORD: 0-0		
Year	Events Played	Cuts	1st	2nd	3rd	Top 10	Top 25	Earnings	Rank
1988	1								
1990	30	16					4	\$95,319	140
1991	29	15					2	\$47,626	177
1992	16	4						\$11,455	233
1993	27	15			2	3	6	\$231,072	73
1994	32	17					2	\$91,191	162
1995	21	7				1	1	\$55,825	197
1996	1	1						\$2,425	362
Total	157	75			2	4	15	\$534,913	
COMBINED TOTAL MONEY:								\$635,152	

PGA TOUR TOP TOURNAMENT SUMMARY

YEAR	90	93	94
U.S. Open			DQ
PGA Championship		T61	
THE PLAYERS Championship	CUT		T62

MICHAEL ALLEN...continued

1998 NIKE TOUR STATISTICS

Scoring Average	71.52	(84)
Driving Distance	277.1	(75)
Driving Accuracy Percentage	61.8	(81)
Total Driving	156	(99T)
Greens in Regulation Pct.	65.8	(64T)
Putting Average	1.759	(14)
Sand Save Percentage	53.5	(39)
Eagles (Holes per)	139.5	(30)
Birdies Average	3.44	(71T)
All-Around Ranking	458	(56)
Scoring Average Before Cut	71.90	(106)
Scoring Average 3rd Round	69.40	(11)
Scoring Average Final Round	72.00	(80T)
Birdies Conversion %	29.0	(73T)
Par Breakers	19.8	(67T)

MISCELLANEOUS NIKE TOUR STATISTICS

1998 Low Round: 66: 3 times, most recent 1998 NIKE San Jose Open/3
 Career Low Round: 65: 1997 NIKE Hershey Open/4
 Career Largest Paycheck: \$40,500: 1998 NIKE Greater Austin Open/1

MISCELLANEOUS PGA TOUR STATISTICS

Career Low Round: 63: 1990 Nissan Los Angeles Open/1
 Career Largest Paycheck: \$52,800: 1993 Northern Telecom Open/T3



RICHARD BARCELO

Exempt Status: 22nd NIKE TOUR Qualifier at 1998 PGA TOUR Qualifying Tournament
Birthdate: July 12, 1975 **Birthplace:** Long Beach, CA
Residence: Reno, NV; plays out of Red Hawk GC
Height: 6'4" **Weight:** 185
Family: Single
College: University of Nevada-Reno (1998, Communications)
Special Interests: Music
Turned Professional: 1998

Other Information: Rookie on the 1999 NIKE TOUR...no prior NIKE TOUR or PGA TOUR experience...turned professional in September of 1998 after graduating from college...Honorable Mention All-American selection at University of Nevada-Reno in 1998...named 1998 Big West Player of the Year...medalist at the 1998 Stanford U.S. Intercollegiate and the 1995 Colorado State Invitational...biggest thrill in golf was a hole-in-one during the third round of the second stage of the 1998 PGA TOUR Qualifying Tournament...brother was a pitcher in Minnesota Twins organization for six years.



DAVE BARR

Exempt Status: 16th NIKI TOUR Qualifier at 1998 PGA TOUR Qualifying Tournament
Birthdate: March 1, 1952 **Birthplace:** Kelowna, British Columbia
Residence: Richmond, BC; plays out of Swan-e-set Bay Resort & CC
Height: 6'1" **Weight:** 210
Family: Wife, Lu Ann; Brent Jason (10/11/80), Teryn Amber (4/13/83)
College: Oral Roberts University
Special Interests: Hockey
Turned Professional: 1974

Best Career NIKI TOUR Finish: T6 — 1996 NIKI Louisiana Open

Best 1998 NIKI TOUR Finish: Did not make a cut on 1998 NIKI TOUR

PGA TOUR Victories (2): 1981 Quad Cities Open 1987 Georgia-Pacific Atlanta Golf Classic

Best 1998 PGA TOUR Finish: T20 — B.C. Open

Other Information: Led the 1998 B.C. Open by one-stroke after 36-holes, but 73-74 on the weekend dropped him into T20th...recorded a hole-in-one in the second round (No. 14) of the 1998 Shell Houston Open...1997 season cut short due to back surgery...member of 13 Canadian World Cup teams (1977-78, 1982-85, 1987-91, 1993-94...winner of 1983 World Cup individual title, 1985 team title with Dan Halldorson...nine-time member of Canadian Dunhill Cup team (1985-89, 1991, 1993-95); captain of winning 1994 squad, which included Rick Gibson and Ray Stewart...member of 1972 Canadian World Amateur Team...four-time winner Canadian Order of Merit (1977, 1985-86, 1988)...winner of eight SCORE awards as Canada's top player...winner of 12 tournaments on Canadian Tour.

NIKE TOUR CAREER SUMMARY											PLAYOFF RECORD: 0-0	
Year	Events	Played	Cuts	Made	1st	2nd	3rd	Top 10	Top 25	Earnings	Rank	
1992	1	1	1						1	\$2,625	171	
1996	4	3	3					1	3	\$14,859	100	
1998	1											
Total	6	4	4					1	4	\$17,484		

PGA TOUR CAREER SUMMARY											PLAYOFF RECORD: 1-2	
Year	Events	Played	Cuts	Made	1st	2nd	3rd	Top 10	Top 25	Earnings	Rank	
1978	11	11	11					1	2	\$11,897	134	
1979	9	8	8					1	1	\$13,022	142	
1980	18	8	8					1	2	\$14,664	145	
1981	26	13	13	1				1	1	\$46,214	91	
1982	25	11	11							\$12,474	169	
1983	26	17	17					1	7	\$52,800	97	
1984	28	18	18					4	7	\$113,336	62	
1985	27	19	19			1		3	9	\$126,177	65	
1986	28	17	17			1		3	6	\$122,181	70	
1987	27	20	20	1				1	7	\$202,241	54	
1988	27	20	20			1	2	7	14	\$291,244	33	
1989	25	20	20					2	10	\$190,480	75	
1990	26	23	23				1	3	7	\$197,979	80	
1991	26	17	17					3	4	\$144,389	108	
1992	24	21	21					1	3	\$118,859	119	
1993	28	19	19			1		1	6	\$179,264	96	
1994	28	18	18				1	4	9	\$314,885	53	
1995	27	13	13						6	\$118,218	147	
1996	19	11	11							\$31,810	217	
1997	4	1	1							\$5,400	300	
1998	22	7	7						1	\$44,131	209	
Total	481	312	312	2	4	4	4	37	102	\$2,351,664	109	
COMBINED TOTAL MONEY:										\$2,369,148		

PGA TOUR TOP TOURNAMENT SUMMARY

YEAR	79	81	82	83	84	85	86	87	88	89	90	91	92	93	94	95
Masters Tournament			CUT				T16	T50	CUT							
U.S. Open		68		CUT		T2	T45	W/D	T25		T47	CUT		CUT		
PGA Championship		CUT	T42		58	T38	T47		CUT	CUT		T61			CUT	
THE PLAYERS Championship	CUT		T65		CUT	T22	T64	CUT	T36	73	T36	CUT	T60	CUT	T14	CUT

DAVE BARR...continued

1998 NIKE TOUR STATISTICS

Scoring Average	78.00	(N/A)
Driving Distance	272.3	(N/A)
Driving Accuracy Percentage	65.4	(N/A)
Total Driving		(N/A)
Greens in Regulation Pct.	58.3	(N/A)
Putting Average	2.143	(N/A)
Birdies Average	1.00	(N/A)
Scoring Average Before Cut	78.00	(N/A)
Birdies Conversion %	9.5	(N/A)
Par Breakers	5.6	(N/A)

MISCELLANEOUS NIKE TOUR STATISTICS

1998 Low Round: 78: 2 times, most recent 1998 NIKE Louisiana Open/2
 Career Low Round: 65: 1996 NIKE Louisiana Open/3
 Career Largest Paycheck: \$10,000 1996 NIKE Louisiana Open/T6

1998 PGA TOUR STATISTICS

Scoring Average	71.99	(156)
Driving Distance	265.7	(143T)
Driving Accuracy Percentage	68.6	(109)
Total Driving	252	(169)
Greens in Regulation Pct.	67.2	(40T)
Putting Average	1.840	(184)
Sand Save Percentage	46.0	(160)
Eagles (Holes per)	216.0	(58T)
Birdies Average	2.83	(178)
All-Around Ranking	1,028	(161)
Scoring Average Before Cut	71.60	(121T)
Scoring Average 3rd Round	73.25	(186)
Scoring Average Final Round	73.14	(178T)
Birdies Conversion %	23.4	(185T)
Par Breakers	16.2	(177T)

MISCELLANEOUS PGA TOUR STATISTICS

1998 Low Round: 65: 1998 B.C. Open/2
 Career Low Round: 61: 1988 Southern Open/3
 Career Largest Paycheck: \$108,000: 1987 Georgia-Pacific Atlanta/1



BRIAN BATEMAN

Exempt Status: 1998 Tournament Winner

Birthdate: February 25, 1973 **Birthplace:** Monroe, LA

Residence: Monroe, LA; plays out of Bayou de Siard CC

Height: 5'10" **Weight:** 175

Family: Single

College: Louisiana State University (1996, Marketing)

Special Interests: Duck hunting, fishing, Deuce (dog)

Turned Professional: 1996

NIKE TOUR Victories (1): 1998 NIKE Carolina Classic

Best 1998 NIKE TOUR Finishes: 1 — NIKE Carolina Classic; P2—NIKE Tri-Cities Open; T5 — NIKE Permian Basin Open; T9 — NIKE Ozarks Open; T10 — NIKE Dominion Open

Best Career PGA TOUR Finish: Has not made a cut on the PGA TOUR

Best 1998 PGA TOUR Finish: Did not make a cut on 1998 PGA TOUR

Other Information: Earned first career NIKE TOUR victory with a come-from-behind effort at the 1998 NIKE Carolina Classic, overtaking three-day leader Jimmy Green on the final nine holes to win by one-stroke...made a great attempt to capture his second win of the year at the NIKE Tri-Cities Open as he led the tournament after each of the first three rounds...held a two-stroke advantage entering the final round but managed an even-par 72 to join eventual winner Matt Gogel in a playoff...made the cut in 17 of 26 tournaments with five top 10s and 10 top-25 finishes in 1998...member of the NIKE TOUR 1997-99...tied for eighth in the 1997 NIKE Monterrey Open and tied for ninth at 1997 NIKE Louisiana Open in back-to-back weeks...turned professional in June of 1996 after graduating from LSU...played in 1991 Deposit Guaranty Golf Classic as an amateur, missed cut after posting rounds of 73-72...NCAA All-America selection in 1996...NCAA Academic All-American in 1995...Louisiana State high school champion in 1989 and state junior champion in 1990...winner of 1992 Louisiana State Amateur Championship...three-time All-Southeastern Conference selection, as well as a three-time Academic All-SEC selection...not related to fellow NIKE TOUR member Ahmad Dan Bateman.

BRIAN BATEMAN...continued

NIKE TOUR CAREER SUMMARY

PLAYOFF RECORD: 0-1

Year	Events Played	Cuts	1st	2nd	3rd	Top 10	Top 25	Earnings	Rank
1997	20	8				2	2	\$16,735	96
1998	26	17	1	1		5	10	\$107,590	20
Total	46	25	1	1		7	12	\$124,325	

PGA TOUR CAREER SUMMARY

PLAYOFF RECORD: 0-0

1991	1								
1997	1								
1998	1								
Total	3								

COMBINED TOTAL MONEY:

\$124,325

1998 NIKE TOUR STATISTICS

Scoring Average	70.75	(31T)
Driving Distance	287.1	(14T)
Driving Accuracy Percentage	65.7	(45T)
Total Driving	59	(4)
Greens in Regulation Pct.	69.0	(19T)
Putting Average	1.794	(68T)
Sand Save Percentage	47.7	(81T)
Eagles (Holes per)	191.3	(60)
Birdies Average	3.58	(48T)
All-Around Ranking	366	(31)
Scoring Average Before Cut	70.69	(24)
Scoring Average 3rd Round	70.47	(44T)
Scoring Average Final Round	71.24	(50)
Birdies Conversion %	28.8	(78T)
Par Breakers	20.4	(49T)

MISCELLANEOUS NIKE TOUR STATISTICS


1998 Low Round: 65: 2 times, most recent 1998 NIKE Wichita Open/1
 Career Low Round: 63: 1997 NIKE Monterrey Open/1
 Career Largest Paycheck: \$40,500: 1998 NIKE Carolina Classic/1

1998 PGA TOUR STATISTICS

Scoring Average	73.01	(N/A)
Driving Distance	298.5	(N/A)
Driving Accuracy Percentage	46.4	(N/A)
Total Driving		(N/A)
Greens in Regulation Pct.	66.7	(N/A)
Putting Average	1.708	(N/A)
Sand Save Percentage	33.3	(N/A)
Eagles (Holes per)	12.0	(N/A)
Birdies Average	2.00	(N/A)
Scoring Average Before Cut	72.50	(N/A)
Birdies Conversion %	16.7	(N/A)
Par Breakers	19.4	(N/A)

MISCELLANEOUS PGA TOUR STATISTICS

1998 Low Round: 68: 1998 Deposit Guaranty Golf Classic/2
 Career Low Round: 68: 1998 Deposit Guaranty Golf Classic/2



PAT BATES

Exempt Status: 28th on 1998 NIKE TOUR money list
 Birthdate: July 26, 1969 Birthplace: St. Louis, MO
 Residence: Boca Raton, FL; plays out of The Links at Polo Trace
 Height: 6'3" Weight: 195
 Family: Wife, Kristine; John Spencer (11/24/97)
 College: University of Florida (1991, Communication Studies)
 Special Interests: Bible study, beach
 Turned Professional: 1992

NIKE TOUR Victories (2): 1994 NIKE Dakota Dunes Open 1997 NIKE Colorado Classic

Best 1998 NIKE TOUR Finishes: T2—NIKE Dominion Open; T4—NIKE Huntsville Open, NIKE Boise Open, T6 — NIKE South Carolina Classic

Best Career PGA TOUR Finish: T18—1995 Canon Greater Hartford Open

Best 1998 PGA TOUR Finish: Did not play 1998 PGA TOUR

PAT BATES...continued

Other Information: Member of PGA TOUR in 1995 and NIKE TOUR in 1994, 1996-99...made 17 cuts out of 27 tournaments entered in 1998 and finished in the top-10 four times and top-25 13 times...finished tied for second, two strokes behind winner Bob Burns at NIKE Dominion Open...fired rounds of 64-66 on the weekend to earn his second career NIKE TOUR title at the 1997 NIKE Colorado Classic...won by one stroke over J.L. Lewis...earlier in the 1997 season tied for third at NIKE Alabama Classic and NIKE Cleveland Open...first-round 11-under-par 61 in Cleveland was the Quail Hollow Resort course record and low opening round in 1997 on the NIKE TOUR...posted back-to-back eagles during the opening round of the 1997 NIKE Monterrey Open, joining college teammate Chris DiMarco (also in Monterrey) as the only players to accomplish that feat in 1997...finished third on the 1994 NIKE TOUR money list to earn 1995 PGA TOUR membership...that year he won the 1994 NIKE Dakota Dunes Open, finished second three times and third once...three-time All-America and All-SEC selection from 1989-91 at University of Florida...college teammates include current PGA TOUR members Chris DiMarco and Dudley Hart...played Canadian Tour in 1992-93...very active in Fellowship of Christian Athletes, and after taking two-stroke penalty for hitting wrong ball in 1993 Canadian Tour event, began marking ball with a Bible verse...wife Kristine Tewell is daughter of four-time PGA TOUR winner Doug Tewell.

NIKE TOUR CAREER SUMMARY							PLAYOFF RECORD: 0-1		
Year	Events Played	Cuts	1st	2nd	3rd	Top 10	Top 25	Earnings	Rank
1991	1	1						\$671	278
1994	23	17	1	3	2	8	14	\$155,469	3
1995	1								
1996	24	16				5	10	\$59,909	30
1997	23	12	1		2	6	8	\$90,733	20
1998	27	17		1		4	13	\$85,990	28
Total	99	63	2	4	4	23	45	\$392,772	
PGA TOUR CAREER SUMMARY							PLAYOFF RECORD: 0-0		
1993	4								
1994	1								
1995	31	9					2	\$48,049	206
1996	1	1						\$5,714	307
1997	1	1						\$3,582	315
Total	38	11					2	\$57,344	
COMBINED TOTAL MONEY:								\$450,116	

1998 NIKE TOUR STATISTICS

Scoring Average	70.90	(41)
Driving Distance	285.1	(23)
Driving Accuracy Percentage	61.1	(88T)
Total Driving	111	(46)
Greens in Regulation Pct.	66.8	(42)
Putting Average	1.772	(31)
Sand Save Percentage	44.2	(106T)
Eagles (Holes per)	156.6	(40T)
Birdies Average	3.75	(22)
All-Around Ranking	393	(37T)
Scoring Average Before Cut	70.85	(37)
Scoring Average 3rd Round	71.29	(86)
Scoring Average Final Round	70.76	(27)
Birdies Conversion %	31.2	(27T)
Par Breakers	21.5	(20T)

MISCELLANEOUS NIKE TOUR STATISTICS

1998 Low Round: 64: 2 times, most recent 1998 NIKE St. Louis Golf Classic/2
 Career Low Round: 61: 1997 NIKE Cleveland Open/1
 Career Largest Paycheck: \$36,000: 2 times, most recent 1997 NIKE Colorado Classic/1

MISCELLANEOUS PGA TOUR STATISTICS

Career Low Round: 66: 3 times, most recent 1995 Anheuser-Busch Golf Classic/2
 Career Largest Paycheck: \$15,120: 1995 Canon Greater Hartford Open/T18



DAVID BERGANIO, JR. (ber-GAHN-e-o)

Exempt Status: 32nd on 1998 NIKE TOUR money list
Birthdate: January 14, 1969 **Birthplace:** Los Angeles, CA
Residence: Sylmar, CA
Height: 5'11" **Weight:** 170
Family: Single
College: University of Arizona
Special Interests: Basketball, fishing
Turned Professional: 1993

NIKE TOUR Victories (1): 1996 NIKE Monterrey Open

Best 1998 NIKE TOUR Finishes: 4 — NIKE Fort Smith Open; T5 — NIKE Louisiana Open, NIKE Inland Empire Open; 6 — NIKE Dakota Dunes Open; T6 — NIKE St. Louis Golf Classic; T10 — NIKE Permian Basin Open

Best Career PGA TOUR Finish: T9—1997 Buick Challenge

Best 1998 PGA TOUR Finish: T39—Buick Open

Other Information: Member of PGA TOUR in 1997 and NIKE TOUR in 1996 and 1998-99...missed nine weeks of the 1998 NIKE TOUR season after breaking his ribs in a pickup basketball game...posted six top-10 finishes in 1998...during the month of August he recorded three top-10 finishes...all 12 of his rounds in the month of August were at par or better and featured a 64 in the third round at the NIKE Fort Smith Classic...best effort of the season was a fourth-place finish at the inaugural NIKE Fort Smith Classic, where he fired four scores in the 60s...medalist at second stage of 1998 PGA TOUR Q-School at La Purisima GC in Lompoc, CA...finished fourth on 1996 NIKE TOUR money list to earn his 1997 PGA TOUR membership...in 1996, won the NIKE Monterrey Open and finished second three times...winner of 1991 and 1993 U.S. Amateur Public Links Championships...win in 1991 earned him a place in the field at the 1992 Masters Tournament...passed on Masters spot for 1994 when he turned professional after 1993 victory...was medalist in the stroke play portion of the Publinx championship three consecutive years from 1991-93...played on the same college team as PGA TOUR member Jim Furyk...was introduced to the game while growing up in economically depressed area of Los Angeles by a local priest who gave him his first set of clubs.

NIKE TOUR CAREER SUMMARY										PLAYOFF RECORD: 0-0	
Year	Events	Played	Cuts	Made	1st	2nd	3rd	Top 10	Top 25	Earnings	Rank
1993	1										
1994	5		4						2	\$6,830	123
1995	4										
1996	21		17		1	3		7	12	\$146,047	4
1998	20		14					6	8	\$76,969	32
Total	51		35		1	3		13	22	\$229,846	

PGA TOUR CAREER SUMMARY										PLAYOFF RECORD: 0-0	
Year	Events	Played	Cuts	Made	1st	2nd	3rd	Top 10	Top 25	Earnings	Rank
1991(AM.)	1										
1992(AM.)	2										
1993(AM.)	2		1								
1993	2		1							\$2,486	302
1994	4		1							\$5,105	273
1996	4		2						1	\$36,590	211
1997	30		14					1	3	\$118,290	155
1998	3		1							\$6,487	300
Total	48		20					1	4	\$168,958	
COMBINED TOTAL MONEY:										\$398,805	

PGA TOUR TOP TOURNAMENT SUMMARY

YEAR	92	93	94	96	97
Masters Tournament	CUT				CUT
U.S. Open		CUT	T47	T16	

DAVID BERGANIO, JR....continued

1998 NIKE TOUR STATISTICS

Scoring Average	70.25	(4)
Driving Distance	286.3	(17)
Driving Accuracy Percentage	67.8	(27T)
Total Driving	44	(1)
Greens in Regulation Pct.	70.3	(6)
Putting Average	1.790	(62T)
Sand Save Percentage	44.2	(106T)
Eagles (Holes per)	141.8	(32)
Birdies Average	3.56	(54)
All-Around Ranking	313	(18)
Scoring Average Before Cut	70.03	(6T)
Scoring Average 3rd Round	69.21	(7)
Scoring Average Final Round	71.86	(73T)
Birdies Conversion %	28.1	(85T)
Par Breakers	20.5	(44T)

MISCELLANEOUS NIKE TOUR STATISTICS

1998 Low Round: 64: 2 times, most recent 1998 NIKE Fort Smith Classic/3
Career Low Round: 64: 4 times, most recent 1998 NIKE Fort Smith Classic/3
Career Largest Paycheck: \$40,500: 1996 NIKE Monterrey Open/1

1998 PGA TOUR STATISTICS

Scoring Average	72.05	(N/A)
Driving Distance	262.3	(N/A)
Driving Accuracy Percentage	77.6	(N/A)
Total Driving		(N/A)
Greens in Regulation Pct.	69.8	(N/A)
Putting Average	1.818	(N/A)
Sand Save Percentage	40.0	(N/A)
Birdies Average	2.86	(N/A)
Scoring Average Before Cut	71.80	(N/A)
Scoring Average 3rd Round	71.00	(N/A)
Scoring Average Final Round	72.00	(N/A)
Birdies Conversion %	22.7	(N/A)
Par Breakers	15.9	(N/A)

MISCELLANEOUS PGA TOUR STATISTICS

1998 Low Round: 69: 2 times, most recent 1998 Buick Open/1
Career Low Round: 63: 1997 GTE Byron Nelson Classic/2
Career Largest Paycheck: \$33,188: 1996 U.S. Open Championship/T16



RONNIE BLACK

Exempt Status: 30th NIKE TOUR Qualifier at 1998 PGA TOUR Qualifying Tournament

Birthdate: May 26, 1958

Birthplace: Lovington, NM

Residence: Tucson, AZ

Height: 6'1"

Weight: 180

Family: Wife, Sandra; Justin (12/14/86), Alex (5/11/88), Anthony (1/26/93)

College: Lamar University

Special Interests: Hunting, fishing, movies

Turned Professional: 1981

Best Career NIKE TOUR Finish: T43 — 1991 Yuma Open

Best 1998 NIKE TOUR Finish: Did not play 1998 NIKE TOUR

PGA TOUR Victories (2): 1983 Southern Open 1984 Anheuser-Busch Golf Classic

Best 1998 PGA TOUR finishes: T14 — Kemper Open, T19 — Freeport McDermott Classic

Other Information: First-year member of the NIKE TOUR in 1999...shared the lead with four other players after the first round at the 1998 Doral Ryder Open, finished T21st...birdied fourth extra hole to defeat Sam Torrance and collect first PGA TOUR victory at 1983 Southern Open...second win came the following year at Anheuser-Busch Golf Classic...began final round seven strokes off the lead, but shot closing 63 to defeat Willie Wood by one stroke...had two close calls in 1989...lost playoff to Wayne Grady at Buick Classic and finished second to Bill Britton at Centel Classic...his 1989 earnings total of \$264,988 is a career best...that year's 51st-place money list is second to his 35th in 1984...finished outside the top 125 in 1994 and 1995, but rebounded to finish 91st in 1996 with three top-10 finishes, the most he had recorded since 1989...winner of 1976-77 New Mexico High School Championship...played in one NIKE TOUR event in his career, the 1991 Yuma Open...won 1981 Southland Conference Championship while attending Lamar University...winner 1995 Pebble Beach Invitational...first picked up a club at age nine, but it wasn't until he attended Lamar University that he first saw a course with bunkers...grew up in athletic household...father was high school basketball coach and brother was a PGA professional.

RONNIE BLACK...continued

NIKE TOUR CAREER SUMMARY

PLAYOFF RECORD: 0-0

Year	Events Played	Cuts	1st	2nd	3rd	Top 10	Top 25	Earnings	Rank
1991	1	1						\$555	303
Total	1	1						\$555	

PGA TOUR CAREER SUMMARY

PLAYOFF RECORD: 1-1

Year	Events Played	Cuts	1st	2nd	3rd	Top 10	Top 25	Earnings	Rank
1982	22	7						\$6,329	200
1983	24	17	1			1	7	\$87,524	63
1984	33	23	1		1	4	9	\$172,636	35
1985	30	19					4	\$61,684	109
1986	30	22			1	5	9	\$166,761	56
1987	30	22			1	3	9	\$144,158	77
1988	25	19				1	4	\$100,603	112
1989	28	16		2		3	6	\$264,988	51
1990	30	12					1	\$34,001	190
1991	25	14				1	6	\$135,865	113
1992	26	19					4	\$129,386	111
1993	28	17					4	\$120,041	125
1994	27	15				1	4	\$123,404	137
1995	29	17				1	3	\$122,188	143
1996	26	20				3	7	\$247,320	91
1997	28	15				3	4	\$230,224	104
1998	28	12					5	\$139,631	170
Total	469	286	2	2	3	26	86	\$2,286,743	114
COMBINED TOTAL MONEY:								\$2,287,298	

PGA TOUR TOP TOURNAMENT SUMMARY

YEAR	82	84	85	86	87	88	89	90	92	93	94	97	98
Masters Tournament		T6	T41										
U.S. Open	CUT	CUT	T44	CUT			T54					CUT	
PGA Championship		T34	CUT	T21	T28	T25	69					T29	
THE PLAYERS Championship		CUT	T40	T17	CUT	CUT	CUT	CUT	T29	T28	CUT	CUT	CUT

1998 PGA TOUR STATISTICS


Scoring Average	71.74	(143)
Driving Distance	272.1	(73)
Driving Accuracy Percentage	63.9	(167T)
Total Driving	240	(159)
Greens in Regulation Pct.	62.6	(152T)
Putting Average	1.795	(124T)
Sand Save Percentage	52.1	(91T)
Eagles (Holes per)	234.0	(70T)
Birdies Average	3.09	(144T)
All-Around Ranking	964	(141)
Scoring Average Before Cut	72.19	(157T)
Scoring Average 3rd Round	71.69	(140)
Scoring Average Final Round	72.42	(159T)
Birdies Conversion %	27.4	(131T)
Par Breakers	17.6	(142T)

MISCELLANEOUS NIKE TOUR STATISTICS

Career Low Round: 66: 1991 Yuma Open/1
 Career Largest Paycheck: \$555: 1991 Yuma Open/T43

MISCELLANEOUS PGA TOUR STATISTICS

1998 Low Round: 66: 2 times, most recent 1998 GTE Byron Nelson Classic/3
 Career Low Round: 63: 1984 Anheuser-Busch Golf Classic/4
 Career Largest Paycheck: \$108,000: 1989 Manufacturers Hanover Westchester Classi/2



GUY BOROS

Exempt Status: 10th NIKE TOUR Qualifier at 1998 PGA TOUR Qualifying Tournament

Birthdate: September 4, 1964

Birthplace: Ft. Lauderdale, FL

Residence: Ft. Lauderdale, FL

Height: 6'1"

Weight: 260

Family: Wife, Kim

College: University of Iowa (1986, General Studies)

Special Interests: Fishing

Turned Professional: 1986

Best Career NIKE TOUR Finishes: 2 — 1993 NIKE South Texas Open; T3 — 1993 NIKE Miami Valley Open

Best 1998 NIKE TOUR Finish: Did not play 1998 NIKE TOUR

PGA TOUR Victories (1): 1996 Greater Vancouver Open

Best 1998 PGA TOUR Finish: T22 — Shell Houston Open

Other Information: Became the first son of a PGA TOUR winner to win a TOUR title in 15 years when he won the inaugural Greater Vancouver Open in 1996...Vance Heafner, son of four-time PGA TOUR winner Clayton Heafner, won 1981 Walt Disney World National Team Championship...last son of a PGA TOUR winner to earn an official individual title was Joe Kirkwood, Jr. in 1951...father Julius won 18 times on PGA TOUR...after rounds of 71-65-65, entered final round of GVO tied for the lead with Taylor Smith...closed with even-par 71, including a par save on the final hole, enough for one-stroke victory...earned second professional victory in Vancouver — first came at 1991 British Columbia Open on Canadian Tour...also won the 1989 Atlantic Classic in Canada...member of the NIKE TOUR in 1993 and 1999...earned place on PGA TOUR at 1993 Qualifying Tournament after four years on Canadian Tour, two on Australasian Tour and one on NIKE TOUR...best TOUR finish prior to victory in Vancouver came at 1994 Deposit Guaranty Golf Classic...shot 69-67 to tie for third in rain-shortened event...best earnings came in 1995, when he won \$303,654 on strength of four top-10 finishes...led 1991 Canadian Tour Order of Merit...finished 13th on 1993 NIKE TOUR money list...three-time All-Big Ten golfer at University of Iowa.

NIKE TOUR CAREER SUMMARY										PLAYOFF RECORD: 0-1	
Year	Events	Played	Cuts	1st	2nd	3rd	Top 10	Top 25	Earnings	Rank	
1991		1									
1993	28		22		1	1	8	14	\$75,104	13	
1994	1										
Total	30		22		1	1	8	14	\$75,104		

PGA TOUR CAREER SUMMARY										PLAYOFF RECORD: 0-0	
Year	Events	Played	Cuts	1st	2nd	3rd	Top 10	Top 25	Earnings	Rank	
1990		1									
1991		1									
1994	30		19			1	4	8	\$240,775	76	
1995	34		14				4	9	\$303,654	62	
1996	31		17	1			1	5	\$283,358	75	
1997	27		13			1	1	2	\$191,139	120	
1998	35		11					2	\$73,203	198	
Total	159		74	1		2	10	26	\$1,092,130	210	

COMBINED TOTAL MONEY: \$1,167,234

PGA TOUR TOP TOURNAMENT SUMMARY

YEAR	95	96	97	98
Masters Tournament			CUT	
U.S. Open	T36		CUT	
PGA Championship	CUT		CUT	
THE PLAYERS Championship	CUT	T53	W/D	CUT

GUY BOROS...continued

1998 PGA TOUR STATISTICS


Scoring Average	72.50	(177)
Driving Distance	271.9	(75)
Driving Accuracy Percentage	66.4	(140T)
Total Driving	215	(134T)
Greens in Regulation Pct.	60.5	(175T)
Putting Average	1.782	(80T)
Sand Save Percentage	53.1	(80)
Eagles (Holes per)	313.2	(110)
Birdies Average	3.13	(134T)
All-Around Ranking	971	(144)
Scoring Average Before Cut	72.85	(181)
Scoring Average 3rd Round	72.75	(177T)
Scoring Average Final Round	71.64	(125)
Birdies Conversion %	28.7	(88T)
Par Breakers	17.7	(135T)

MISCELLANEOUS NIKE TOUR STATISTICS

Career Low Round: **63**: 2 times, most recent 1993 NIKE Dakota Dunes Open/4
 Career Largest Paycheck: **\$17,025**: 1993 NIKE South Texas Open/2

MISCELLANEOUS PGA TOUR STATISTICS

1998 Low Round: **67**: 6 times, most recent 1998 Michelob Championship at Kingsmill/2
 Career Low Round: **63**: 2 times, most recent 1994 Las Vegas Invitational/2
 Career Largest Paycheck: **\$180,000**: 1996 Greater Vancouver Open/1



CRAIG BOWDEN (BOW as in COW-den)

Exempt Status: 1998 Tournament Winner

Birthdate: June 18, 1968

Birthplace: Bedford, IN

Residence: Bloomington, IN, plays out of Bloomington C.C.

Height: 5'9"

Weight: 165

Family: Wife, Bobbi

College: University of Indianapolis; Vincennes Junior College

Special Interest: Fishing, hunting

Turned Professional: 1989

NIKE TOUR Victories (1): 1998 NIKE Miami Valley Open

Best 1998 NIKE TOUR Finishes: 1—NIKE Miami Valley Open; T8 — NIKE Omaha Classic, NIKE Oregon Classic; T10 — NIKE Fort Smith Classic

Best Career PGA TOUR Finish: T23—1997 Quad City Classic

Best 1998 PGA TOUR Finish: Did not play 1998 PGA TOUR

Other Information: Earned his first NIKE TOUR title by two strokes over Ryan Howison and Doug Dunakey at the 1998 NIKE Miami Valley Open...recorded four top-10 finishes in 1998...posted a career-low score of 64 at NIKE Miami Valley...recorded four scores in the 60s, including a 65 in the third round, at the last year's inaugural NIKE Fort Smith Classic, where he tied for 10th...finished 27th on the 1998 NIKE TOUR money list...missed only one tournament in 1998, the NIKE South Carolina Classic and played on the weekend in 22 of 29 tournaments he entered...as a PGA TOUR member in 1997, his best finish was a tie for 23rd in the Quad City Classic...a member of the NIKE TOUR in 1993, 1996 and 1998-99...tied for fourth in the 1996 NIKE Colorado Classic...top NIKE TOUR qualifier for 1996 Compaq World Putting Championship by Dave Pelz; unable to compete in finals due to conflict with PGA TOUR Qualifying Tournament...winner of three Hooters Tour events...winner of the 1994 and 1995 Indiana Opens.

CRAIG BOWDEN...continued

NIKE TOUR CAREER SUMMARY										PLAYOFF RECORD: 0-0	
Year	Events	Played	Cuts	Made	1st	2nd	3rd	Top 10	Top 25	Earnings	Rank
1990	4		1							\$710	245
1991	2										
1992	1										
1993	9		3						1	\$4,223	148
1995	1										
1996	25		18					5	6	\$46,288	44
1997	4		2					1	2	\$10,833	120
1998	29		22		1			4	9	\$86,954	27
Total	75		46		1			10	18	\$149,008	

PGA TOUR CAREER SUMMARY										PLAYOFF RECORD: 0-0	
Year	Events	Played	Cuts	Made	1st	2nd	3rd	Top 10	Top 25	Earnings	Rank
1997	21		8						1	\$40,118	218
Total	21		8						1	\$40,118	

COMBINED TOTAL MONEY: \$189,126

1998 PGA TOUR STATISTICS


Scoring Average	70.70	(28)
Driving Distance	273.6	(90)
Driving Accuracy Percentage	72.6	(4)
Total Driving	94	(27T)
Greens in Regulation Pct.	67.3	(41)
Putting Average	1.777	(38T)
Sand Save Percentage	46.3	(92T)
Eagles (Holes per)	165.3	(45)
Birdies Average	3.55	(55T)
All-Around Ranking	393	(37T)
Scoring Average Before Cut	70.53	(16)
Scoring Average 3rd Round	70.82	(66T)
Scoring Average Final Round	71.05	(43)
Birdies Conversion %	29.4	(64)
Par Breakers	20.4	(49T)

MISCELLANEOUS NIKE TOUR STATISTICS

1998 Low Round: 64: 1998 NIKE Miami Valley Open/2
 Career Low Round: 64: 1998 NIKE Miami Valley Open/2
 Career Largest Paycheck: \$40,500: 1998 NIKE Miami Valley Open/1

MISCELLANEOUS PGA TOUR STATISTICS

Career Low Round: 66: 1997 Quad City Classic/3
 Career Largest Paycheck: \$9,912: 1997 Quad City Classic/T23



GREG BRUCKNER

Exempt Status: 2nd NIKE TOUR Qualifier at 1998 PGA TOUR Qualifying Tournament
Birthdate: September 22, 1959 **Birthplace:** Inglewood, CA
Residence: Phoenix, AZ
Height: 6'0" **Weight:** 178
Family: Wife, Serena
College: Arizona State University (1984, Broadcasting)
Special Interests: Movies, reading, hiking, beach
Turned Professional: 1986

NIKE TOUR Victories (1): 1992 New England Classic

Best 1998 NIKE TOUR Finish: 59 — NIKE Inland Empire Open

Best Career PGA TOUR Finishes: T14—1990 H.E.B. Texas Open; 1991 Northern Telecom

Best 1998 PGA TOUR Finish: Did not play 1998 PGA TOUR

Other Information: Member of the PGA TOUR 1990-92 and the NIKE TOUR 1993-97 and 1999...defeated Ed Kirby on first playoff hole to win 1992 New England Classic...best year on the PGA TOUR was in 1991 when he earned \$74,858 to finish 151st on the money list...winner of 1988 Rolex Masters and Singapore Open on Asian Tour...member of the Asian Tour in 1986, '988 and 1989...got his start in golf playing with his dad and friends on par-3 course near his home...avid auto racing fan.

GREG BRUCKNER...continued

NIKE TOUR CAREER SUMMARY

PLAYOFF RECORD: 0-0

Year	Events Played	Cuts Made	1st	2nd	3rd	Top 10	Top 25	Earnings	Rank
1990	1	1						\$575	277
1992	11	8	1		1	4	4	\$45,725	30
1993	27	18			1	3	13	\$48,400	37
1994	23	15				3	6	\$37,084	44
1995	25	17			1	6	9	\$58,856	35
1996	23	11				1	3	\$14,127	103
1997	27	12				1	7	\$28,770	70
1998	2	1						\$428	295
Total	139	83	1		3	18	42	\$233,965	

PGA TOUR CAREER SUMMARY

PLAYOFF RECORD: 0-0

Year	Events Played	Cuts Made	Top 10	Top 25	Earnings	Rank
1990	30	15		3	\$58,464	170
1991	32	17		4	\$74,858	151
1992	9	1			\$2,200	299
1995	1	1			\$4,834	305
Total	72	34		7	\$140,356	

COMBINED TOTAL MONEY: \$374,320

PGA TOUR TOP TOURNAMENT SUMMARY

YEAR	95
U.S. Open	T56

1998 PGA TOUR STATISTICS

Scoring Average	73.33	(N/A)
Driving Distance	272.8	(N/A)
Driving Accuracy Percentage	61.9	(N/A)
Total Driving		(N/A)
Greens in Regulation Pct.	63.9	(N/A)
Putting Average	1.899	(N/A)
Sand Save Percentage	40.0	(N/A)
Birdies Average	2.67	(N/A)
Scoring Average Before Cut	72.00	(N/A)
Scoring Average 3rd Round	74.00	(N/A)
Scoring Average Final Round	78.00	(N/A)
Birdies Conversion %	23.2	(N/A)
Par Breakers	14.8	(N/A)

MISCELLANEOUS NIKE TOUR STATISTICS

1998 Low Round: 71: 2 times, most recent 1998 NIKE Inland Empire Open/2
 Career Low Round: 63: 1993 NIKE Ozarks Open/3
 Career Largest Paycheck: \$25,000: 1992 New England Classic/1

MISCELLANEOUS PGA TOUR STATISTICS

Career Low Round: 65: 1990 H.E.B. Texas Open/4
 Career Largest Paycheck: \$18,200: 1991 Northern Telecom/T14



REN BUDDE

Exempt Status: 27th NIKE TOUR Qualifier at 1998 PGA TOUR Qualifying Tournament
Birthdate: October 20, 1970 **Birthplace:** Roskilde, Denmark
Residence: Austin, TX; plays out of The Hills
Height: 6'1" **Weight:** 190
Family: Wife, Jill; Jake (4/15/97)
College: Texas Christian University
Special Interests: All sports
Turned Professional: 1992

Best Career NIKE TOUR Finish: T18 — 1997 NIKE Greater Austin Open


Best 1998 NIKE TOUR Finish: Did not make a cut on 1998 NIKE TOUR

Other Information: Rookie on the NIKE TOUR in 1999...played in five NIKE TOUR events since 1995...best finish was a tie for 18th at the rain-shortened 1997 NIKE Greater Austin Open...no prior experience on the PGA TOUR

NIKE TOUR CAREER SUMMARY							PLAYOFF RECORD: 0-0			
Year	Events Played	Cuts	1st	2nd	3rd	Top 10	Top 25	Earnings	Rank	
1995	1									
1997	1	1					1	\$2,250	185	
1998	3									
Total	5	1					1	\$2,250		

1998 NIKE TOUR STATISTICS		
Scoring Average	74.83	(N/A)
Driving Distance	293.4	(N/A)
Driving Accuracy Percentage	46.3	(N/A)
Total Driving		(N/A)
Greens in Regulation Pct.	57.4	(N/A)
Putting Average	1.806	(N/A)
Sand Save Percentage	33.3	(N/A)
Birdies Average	2.83	(N/A)
Scoring Average Before Cut	74.83	(N/A)
Birdies Conversion %	27.4	(N/A)
Par Breakers	15.7	(N/A)

MISCELLANEOUS NIKE TOUR STATISTICS	
1998 Low Round:	69: 1998 NIKE Greater Austin Open/1
Career Low Round:	69: 1998 NIKE Greater Austin Open/1
Career Largest Paycheck:	\$2,250: 1997 NIKE Greater Austin Open/T18



PATRICK BURKE

Exempt Status: 12th NIKE TOUR Qualifier at 1998 PGA TOUR Qualifying Tournament
Birthdate: March 17, 1962 **Birthplace:** Hollywood, FL
Residence: Coto de Caza, CA; plays out of Coto de Caza CC
Height: 5'5" **Weight:** 170
Family: Wife, Jody Lynn; Jaime Ashlynn (10/12/93)
College: Citrus College
Special Interests: Hockey, snow skiing
Turned Professional: 1987

Best Career NIKE TOUR Finish: T4 — 1991 South Texas Open

Best 1998 NIKE TOUR Finish: T15 — NIKE Hershey Open

Best Career PGA TOUR Finish: T3—1996 B.C. Open

PATRICK BURKE...continued

Best 1998 PGA TOUR Finish: Did not make a cut on 1998 PGA TOUR

Other Information: Wrist injury prevented his playing last month of 1997 season...received a minor medical extension in 1998 on PGA TOUR...earned largest paycheck of career at 1996 B.C. Open \$58,000...fired rounds of 68-67-65 at rain-shortened affair to miss Fred Funk and Pete Jordan playoff by three strokes and finished tied for third with Tiger Woods...two-time winner on 1994 Australasian Tour, where he captured Optus Players Championship (earning a trip to NEC World Series of Golf) and Victoria Open...runner-up 1994 Alfred Dunhill Masters...medalist 1987 Australian Tour Qualifying Tournament...finished third on 1994 Australian Order of Merit, from which earned berth in 1995 British Open...has advanced to the PGA TOUR three times through the Qualifying Tournament...his late father Mike, was past president of South Florida PGA, instrumental in teaching Patrick, along with brothers Jim and Mike, Jr....during 1996 Doral-Ryder Open, Jim caddied for Patrick in effort to provide emotional support...both parents were golf professionals as well as his grandfather and three brothers...had more scholarship offers for hockey than golf coming out of high school.

NIKE TOUR CAREER SUMMARY								PLAYOFF RECORD: 0-0	
Year	Events Played	Cuts	1st	2nd	3rd	Top 10	Top 25	Earnings	Rank
1991	17	6				1	2	\$10,373	92
1993	1								
1994	6	2				1	1	\$3,988	147
1998	4	2					1	\$4,064	164
Total	28	10				2	4	\$18,424	

PGA TOUR CAREER SUMMARY								PLAYOFF RECORD: 0-0	
Year	Events Played	Cuts	1st	2nd	3rd	Top 10	Top 25	Earnings	Rank
1990	23	3						\$5,228	247
1992	28	19				1	2	\$101,513	129
1993	17	11				1	5	\$100,717	144
1994	10	2						\$5,034	276
1995	24	16				1	5	\$162,892	119
1996	24	14			1	2	7	\$265,083	79
1997	23	11					3	\$89,117	173
1998	2								
Total	151	76			1	5	22	\$729,584	260
COMBINED TOTAL MONEY:								\$748,008	

PGA TOUR TOP TOURNAMENT SUMMARY

YEAR	92	95	96	97
U.S. Open	CUT			
British Open Championship		T79		
PGA Championship			T31	
THE PLAYERS Championship			T17	W/D

1998 NIKE TOUR STATISTICS


Scoring Average	71.58	(N/A)
Driving Distance	263.8	(N/A)
Driving Accuracy Percentage	64.9	(N/A)
Total Driving		(N/A)
Greens in Regulation Pct.	63.4	(N/A)
Putting Average	1.788	(N/A)
Sand Save Percentage	36.4	(N/A)
Eagles (Holes per)	216.0	(N/A)
Birdies Average	3.50	(N/A)
Scoring Average Before Cut	70.63	(N/A)
Scoring Average 3rd Round	73.00	(N/A)
Scoring Average Final Round	74.00	(N/A)
Birdies Conversion %	30.7	(N/A)
Par Breakers	19.9	(N/A)

MISCELLANEOUS NIKE TOUR STATISTICS

1998 Low Round: 67: 1998 NIKE Greensboro Open/2
 Career Low Round: 66: 1991 Wichita Charity Classic/2
 Career Largest Paycheck:\$5,750: 1991 South Texas Open/T4

MISCELLANEOUS PGA TOUR STATISTICS

Career Low Round: 64: 1996 CVS Charity Classic/2
 Career Largest Paycheck:\$58,000: 1996 B.C. Open/T3



ROBIN BYRD

Exempt Status: 29th NIKE TOUR Qualifier at 1998 PGA TOUR Qualifying Tournament
Birthdate: August 2, 1960 **Birthplace:** Fayetteville, NC
Residence: Austin, TX
Height: 6'2" **Weight:** 180
Family: Single
College: Marshall University
Special Interests: Movies, good eating
Turned Professional: 1984

Best Career NIKE TOUR Finish: 54 — 1992 NIKE South Texas Open

Best 1998 NIKE TOUR Finish: Did not play 1998 NIKE TOUR

Other Information: Rookie on the 1999 NIKE TOUR...has not played a NIKE TOUR event since the 1992 season when he finished 54th at the South Texas Open...missed the cut in the 1985 Greater Greensboro Open, his only PGA TOUR experience prior to 1999...winner of the 1996 G.I. Joe Thriftway Portland Invitational in Portland, OR...played several events on the Australasian Tour in 1996-98...had an unusual ruling at the 1996 Coolum Classic (Australasian Tour) when a crow moved his ball.


NIKE TOUR CAREER SUMMARY										PLAYOFF RECORD: 0-0	
Year	Events Played	Cuts	1st	2nd	3rd	Top 10	Top 25	Earnings	Rank		
1991	1										
1992	1	1						\$575	296		
Total	2	1						\$575			
PGA TOUR CAREER SUMMARY										PLAYOFF RECORD: 0-0	
1985	1										
Total	1										
COMBINED TOTAL MONEY:									\$575		

MISCELLANEOUS NIKE TOUR STATISTICS

Career Low Round: 68: 1992 South Texas Open/2
Career Largest Paycheck: \$575: 1992 South Texas Open/54

MISCELLANEOUS PGA TOUR STATISTICS

Career Low Round: 77: 2 times, most recent 1985
 Greater Greensboro/2



CURT BYRUM

Exempt Status: 26th NIKE TOUR Qualifier at 1998 PGA TOUR Qualifying Tournament
Birthdate: December 28, 1958 **Birthplace:** Onida, SD
Residence: Scottsdale, AZ; plays out of Desert Mountain GC
Height: 6'2" **Weight:** 195
Family: Wife, Cyndi, Christina Suzanne (10/13/90), Jake (6/11/92)
College: University of New Mexico
Special Interests: Hunting, fishing
Turned Professional: 1982

NIKE TOUR Victories (1): 1993 NIKE White Rose Classic

Best 1998 NIKE TOUR Finish: T9 — NIKE Greater Austin Open

PGA TOUR Victories (1): 1989 Hardee's Golf Classic

Best 1998 PGA TOUR Finish: T4 — Bell Canadian Open

Other Information: Winning the 1989 Hardee's Golf Classic, coupled with brother Tom's victory at Kemper Open seven weeks earlier, made the Byrums the first brother pair to win on PGA TOUR in same year since Dave and Mike Hill

CURT BYRUM....continued

(1972)...member of the NIKE TOUR in 1993-94 and 1999....member of the PGA TOUR since 1983 with career earnings of \$1,560,655...surgery on right elbow in 1992 caused a drop to 194th on PGA TOUR money list...finished 10th on 1993 NIKE TOUR money list to regain PGA TOUR membership...teamed with Bobby Nichols to win 1986 Showdown Classic at Jeremy Ranch, a PGA TOUR/SENIOR PGA TOUR event...four-time winner South Dakota State Junior Championship...five-time winner South Dakota State Amateur...All-American at University of New Mexico in 1980...exceptional high school athlete, All-State in both football and basketball...named South Dakota Athlete of Year in 1977...learned to play on nine-hole course he and brother Tom used to mow in South Dakota.

NIKE TOUR CAREER SUMMARY										PLAYOFF RECORD: 0-1	
Year	Events	Played	Cuts	Made	1st	2nd	3rd	Top 10	Top 25	Earnings	Rank
1991	1		1					1	1	\$5,750	127
1992	16		9			2	1	3	7	\$40,742	35
1993	19		14		1	1	1	7	10	\$88,757	10
1994	1										
1997	4		2							\$1,822	196
1998	15		8					1	4	\$17,313	100
Total	56		34		1	3	2	12	22	\$154,383	

PGA TOUR CAREER SUMMARY										PLAYOFF RECORD: 0-0	
Year	Events	Played	Cuts	Made	1st	2nd	3rd	Top 10	Top 25	Earnings	Rank
1982	4		2							\$1,247	268
1983	31		17					1	2	\$30,772	130
1984	27		14					1	2	\$27,836	143
1985	14		6							\$6,943	193
1986	10		6			1	1	2	2	\$79,454	108
1987	33		24			1		5	9	\$212,450	46
1988	31		19				1	3	8	\$208,853	55
1989	33		15		1			1	5	\$221,702	64
1990	31		17						5	\$117,134	129
1991	31		18					1	1	\$78,725	148
1992	14		7						1	\$31,450	194
1994	28		13					2	5	\$137,587	128
1995	33		21					1	4	\$173,838	107
1996	17		10					1	2	\$104,226	160
1997	17		5						2	\$39,705	219
1998	9		5					1	2	\$88,734	188
Total	363		199		1	2	2	19	50	\$1,560,655	173
COMBINED TOTAL MONEY:										\$1,715,038	

PGA TOUR TOP TOURNAMENT SUMMARY

YEAR	85	87	88	89	90	95	96
Masters Tournament					CUT		
U.S. Open	T64					T36	T67
PGA Championship		T14	CUT	70		T71	
THE PLAYERS Championship		T32	T3	CUT	CUT	T18	CUT

1998 NIKE TOUR STATISTICS

Scoring Average	71.43	(75)
Driving Distance	284.1	(26)
Driving Accuracy Percentage	55.3	(113)
Total Driving	139	(88)
Greens in Regulation Pct.	66.7	(43T)
Putting Average	1.801	(82T)
Sand Save Percentage	45.3	(100)
Eagles (Holes per)	276.0	(85T)
Birdies Average	3.48	(65)
All-Around Ranking	589	(89T)
Scoring Average Before Cut	71.53	(84)
Scoring Average 3rd Round	70.63	(58T)
Scoring Average Final Round	71.88	(75)
Birdies Conversion %	29.0	(73T)
Par Breakers	19.7	(70T)

MISCELLANEOUS NIKE TOUR STATISTICS

1998 Low Round: 65: 1998 NIKE Carolina Classic/2
 Career Low Round: 63: 1993 NIKE Dakota Dunes Open/4
 Career Largest Paycheck: \$36,000: 1993 NIKE White Rose Classic/1

1998 PGA TOUR STATISTICS

Scoring Average	71.12	(N/A)
Driving Distance	287.3	(N/A)
Driving Accuracy Percentage	59.5	(N/A)
Total Driving		(N/A)
Greens in Regulation Pct.	69.4	(N/A)
Putting Average	1.757	(N/A)
Sand Save Percentage	46.5	(N/A)
Eagles (Holes per)	504.0	(N/A)
Birdies Average	3.86	(N/A)
Scoring Average Before Cut	70.78	(N/A)
Scoring Average 3rd Round	70.40	(N/A)
Scoring Average Final Round	70.40	(N/A)
Birdies Conversion %	30.9	(N/A)
Par Breakers	21.6	(N/A)

MISCELLANEOUS PGA TOUR STATISTICS

1998 Low Round: 63: 1998 Quad City Classic/1
 Career Low Round: 62: 1996 Phoenix Open/4
 Career Largest Paycheck: \$126,000: 1989 Hardee's Golf Classic/1



ASHLEY CHINNER

Exempt Status: 51st NIKE TOUR Qualifier at 1998 PGA TOUR Qualifying Tournament
Birthdate: January 3, 1963 **Birthplace:** Cape Town, South Africa
Residence: Toronto, Ontario; plays out of King Valley GC in King City, Ontario
Height: 5'11" **Weight:** 175
Family: Wife, Stephanie, Trinity Leigh (11/23/96)
College: Baker University (1986, Business)
Special Interests: Reading, video games
Turned Professional: 1989

Best Career NIKE TOUR Finish: 9 — 1997 NIKE Colorado Classic

Best 1998 NIKE TOUR Finish: Did not play 1998 NIKE TOUR

Best Career PGA TOUR Finish: T13 — 1998 Bell Canadian Open

Best 1998 PGA TOUR Finish: T13 — Bell Canadian Open

Other Information: NIKE TOUR member for the fourth year in 1999...best PGA TOUR finish came last year when he fired 66-71 on the weekend to finish tied for 13th at Bell Canadian Open...finished 27th on 1996 Canadian Tour Order of Merit, ...named 1992 CGIA Canadian Tour Most Improved Player...won CPGA Winter Tour events in 1990 and 1992... winner of 1996 Canadian PGA Championship...made double-eagle during the 1996 Canadian Masters...biggest thrill in golf was going to the tee for the final round as low Canadian at the Bell Canadian Open.

NIKE TOUR CAREER SUMMARY								PLAYOFF RECORD: 0-0	
Year	Events Played	Cuts	1st	2nd	3rd	Top 10	Top 25	Earnings	Rank
1991	1								
1993	24	8					1	\$5,332	138
1996	10								
1997	20	8				2	4	\$17,558	93
Total	55	16				2	5	\$22,890	


PGA TOUR CAREER SUMMARY								PLAYOFF RECORD: 0-0	
Year	Events Played	Cuts	1st	2nd	3rd	Top 10	Top 25	Earnings	Rank
1996	2								
1998	1	1					1	\$35,444	224
Total	3	1					1	\$35,444	

COMBINED TOTAL MONEY: \$58,334

1998 PGA TOUR STATISTICS		
Scoring Average	70.13	(N/A)
Driving Distance	297.1	(N/A)
Driving Accuracy Percentage	62.5	(N/A)
Total Driving		(N/A)
Greens in Regulation Pct.	63.9	(N/A)
Putting Average	1.630	(N/A)
Sand Save Percentage	57.1	(N/A)
Birdies Average	5.50	(N/A)
Scoring Average Before Cut	73.00	(N/A)
Scoring Average 3rd Round	66.00	(N/A)
Scoring Average Final Round	71.00	(N/A)
Birdies Conversion %	47.8	(N/A)
Par Breakers	30.6	(N/A)

MISCELLANEOUS NIKE TOUR STATISTICS	
Career Low Round:	62: 1993 NIKE Dakota Dunes Open/3
Career Largest Paycheck:	\$6,000: 1997 NIKE Colorado Classic/9

MISCELLANEOUS PGA TOUR STATISTICS	
1998 Low Round:	66: 1998 Bell Canadian Open/3
Career Low Round:	66: 1998 Bell Canadian Open/3
Career Largest Paycheck:	\$35,444: 1998 Bell Canadian Open/T13



BRIAN CLaar

Exempt Status: 17th NIKE TOUR Qualifier at 1998 PGA TOUR Qualifying Tournament
Birthdate: July 29, 1959 **Birthplace:** Santa Monica, CA
Residence: The Woodlands, TX
Height: 5'8" **Weight:** 150
Family: Wife, Tracy; Zackary (7/15/90), Cassidy (9/8/93)
College: University of Tampa (1981)
Special Interests: Fishing, Tampa Bay Buccaneers, flying
Turned Professional: 1982

Best Career NIKE TOUR Finish: T6—1997 NIKE Lakeland Classic

Best 1998 NIKE TOUR Finish: T38—NIKE Knoxville Open

Best Career PGA TOUR Finish: T2—1991 AT&T Pebble Beach National Pro-Am

Best 1998 PGA TOUR Finish: 4—Greater Vancouver Open

Other Information: Member of the PGA TOUR since 1986...best 1998 PGA TOUR finish came when he posted four scores in the 60s (68-68-69-67) to finish fourth at the Greater Vancouver Open...named Rookie of the Year on the PGA TOUR after finishing 75th on 1986 money list...tied for second in 1991 AT&T Pebble Beach National Pro-Am, his career-best PGA TOUR finish...career-best NIKE TOUR placing was a tie for sixth in the 1997 season-opening NIKE Lakeland Classic...led Asian Tour Order of Merit in 1989, when he won the Hong Kong and Thailand Opens...knew that he wanted to play the PGA TOUR by his junior year in college...introduced to game by neighbor who saw him hitting golf balls with a baseball bat...earned pilot's license in March 1997, after which he bought his own airplane.

NIKE TOUR CAREER SUMMARY							PLAYOFF RECORD: 0-0		
Year	Events Played	Cuts	1st	2nd	3rd	Top 10	Top 25	Earnings	Rank
1997	4	2				1	1	\$8,184	136
1998	5	1						\$1,013	239
Total	9	3				1	1	\$9,197	

PGA TOUR CAREER SUMMARY							PLAYOFF RECORD: 0-0		
Year	Events Played	Cuts	1st	2nd	3rd	Top 10	Top 25	Earnings	Rank
1986	27	20				4	12	\$117,355	75
1987	37	18					2	\$43,111	162
1988	11	7					5	\$30,276	172
1989	13	9				1	4	\$88,010	133
1990	25	19				2	5	\$161,356	98
1991	31	21		1	1	3	5	\$251,309	67
1992	29	20				3	5	\$192,255	78
1993	32	24				1	5	\$202,624	85
1994	31	19			1	2	3	\$165,370	110
1995	30	17				3	5	\$241,107	75
1996	33	20				1	4	\$165,511	127
1997	18	11				1	4	\$121,273	150
1998	18	7				1	4	\$161,630	158
Total	335	212		1	2	22	63	\$1,941,188	134
COMBINED TOTAL MONEY								\$1,950,385	

PGA TOUR TOP TOURNAMENT SUMMARY										
YEAR	87	89	90	91	92	93	94	95	96	
Masters Tournament			CUT							
U.S. Open		5	T29		CUT	T46				
British Open Championship								T49		
PGA Championship				CUT	T9	CUT		T49		
THE PLAYERS Championship	CUT			T41	T49	T28	T55	T11	CUT	

BRIAN CLAAR....continued

1998 NIKE TOUR STATISTICS

Scoring Average	72.82	(N/A)
Driving Distance	272.0	(N/A)
Driving Accuracy Percentage	67.3	(N/A)
Total Driving		(N/A)
Greens in Regulation Pct.	62.6	(N/A)
Putting Average	1.806	(N/A)
Sand Save Percentage	45.5	(N/A)
Eagles (Holes per)	198.0	(N/A)
Birdies Average	3.45	(N/A)
Scoring Average Before Cut	73.33	(N/A)
Scoring Average 3rd Round	69.00	(N/A)
Scoring Average Final Round	72.00	(N/A)
Birdies Conversion %	30.6	(N/A)
Par Breakers	19.7	(N/A)

MISCELLANEOUS NIKE TOUR STATISTICS


1998 Low Round: 67: 1998 NIKE Lehigh Valley Open/2
 Career Low Round: 66: 1997 NIKE Lakeland Classic/1
 Career Largest Paycheck: \$7,500: 1997 NIKE Lakeland Classic/T6

1998 PGA TOUR STATISTICS

Scoring Average	71.00	(N/A)
Driving Distance	269.9	(N/A)
Driving Accuracy Percentage	71.3	(N/A)
Total Driving		(N/A)
Greens in Regulation Pct.	65.9	(N/A)
Putting Average	1.783	(N/A)
Sand Save Percentage	47.8	(N/A)
Eagles (Holes per)	176.4	(N/A)
Birdies Average	3.14	(N/A)
Scoring Average Before Cut	71.36	(N/A)
Scoring Average 3rd Round	70.29	(N/A)
Scoring Average Final Round	68.71	(N/A)
Birdies Conversion %	26.5	(N/A)
Par Breakers	18.0	(N/A)

MISCELLANEOUS PGA TOUR STATISTICS

1998 Low Round: 64: 1998 Quad City Classic/3
 Career Low Round: 62: 2 times, most recent 1997 United Airlines Hawaiian Open/1
 Career Largest Paycheck: \$96,800: 1991 AT&T Pebble Beach National Pro-Am/T2



MICHAEL CLARK II

Exempt Status: 1998 Tournament Winner

Birthdate: May 4, 1969

Birthplace: Kingsport, TN

Residence: Dalton, GA; plays out of The Farm GC

Height: 5'10"

Weight: 170

Family: Wife, Ryndee

College: Georgia Tech (1992, Management)

Special Interest: Hunting, fly fishing

Turned Professional: 1992

NIKE TOUR Victories (2): 1996 NIKE Olympia Open 1998 NIKE Hershey Open

Best 1998 NIKE TOUR Finishes: 1 — NIKE Hershey Open; 4 — NIKE Miami Valley Open; T4 — NIKE TOUR Championship; T12 — NIKE St. Louis Golf Classic, NIKE Inland Empire Open

Best Career PGA TOUR Finish: Has not made a cut on PGA TOUR

Best 1998 PGA TOUR Finish: Did not play 1998 PGA TOUR

Other Information: Earned his second career NIKE TOUR title with a two-stroke, wire-to-wire triumph over 1998 NIKE TOUR money winner Bob Burns at the 1998 NIKE Hershey Open...finished tied for fourth at the 1998 NIKE TOUR Championship to move to 23rd on the final 1998 NIKE TOUR money list...his third-round, 7-under-par 65, which included seven birdies and 11 pars, was the only bogey-free round of the 1998 NIKE TOUR Championship...set the NIKE TOUR Championship mark for the lowest third round score with a 65, which also set a Magnolia Grove Crossings Course record...fired a 5-under-par 65 in the final round of the 1998 NIKE Miami Valley Open to finish fourth...his bogey-free 65 included his second NIKE TOUR hole-in-one; using a 7-iron he aced the 152-yard eighth hole at Heatherwoode GC...a course-record 8-under-par 64 (Indian Summer CC) in the final round led to a four-stroke victory over Eric Johnson in the 1996 NIKE Olympia Open...nearly became first player in NIKE TOUR history to successfully defend a title when he lost in playoff in 1997 in Olympia... member of the NIKE TOUR since 1996...owns three career mini-tour wins...college teammate of David Duval, Charlie Rymer, Tom Shaw, Jr. and Jimmy Johnston at Georgia Tech...lists David's father, Bob Duval, as one of his swing instructors...in second stage of 1995 Q-School, holed 8-iron for eagle and then, on the very next swing, holed 6-iron for hole-in-one...says his hero is John Wayne.

MICHAEL CLARK II...continued

NIKE TOUR CAREER SUMMARY

PLAYOFF RECORD: 0-1

Year	Events Played	Cuts	1st	2nd	3rd	Top 10	Top 25	Earnings	Rank
1994	1	1						\$570	257
1995	5	3					1	\$3,394	175
1996	27	17	1			6	9	\$85,122	20
1997	25	17		1		3	13	\$70,005	30
1998	26	17	1			3	8	\$99,128	23
Total	84	55	2	1		12	31	\$258,219	

PGA TOUR CAREER SUMMARY

PLAYOFF RECORD: 0-0

1993	1								
1994	1								
1997	1								
Total	3								

COMBINED TOTAL MONEY:

\$258,219

PGA TOUR TOP TOURNAMENT SUMMARY

YEAR	93	97
U.S. Open	CUT	CUT

1998 NIKE TOUR STATISTICS

Scoring Average	70.67	(24)
Driving Distance	278.5	(61)
Driving Accuracy Percentage	68.5	(21)
Total Driving	82	(16)
Greens in Regulation Pct.	69.0	(19T)
Putting Average	1.790	(62T)
Sand Save Percentage	46.7	(90)
Eagles (Holes per)	149.4	(37)
Birdies Average	3.73	(23T)
All-Around Ranking	337	(23)
Scoring Average Before Cut	71.00	(48T)
Scoring Average 3rd Round	68.94	(5)
Scoring Average Final Round	71.50	(60T)
Birdies Conversion %	30.1	(53T)
Par Breakers	21.4	(24T)

MISCELLANEOUS NIKE TOUR STATISTICS

1998 Low Round: 64: 1998 NIKE St. Louis Golf Classic/4
 Career Low Round: 61: 1997 NIKE Puget Sound Open/1
 Career Largest Paycheck: \$40,500: 1998 NIKE Hershey Open/1

MISCELLANEOUS PGA TOUR STATISTICS

Career Low Round: 71: 1997 U.S. Open/2



PAUL CLAXTON

Exempt Status: 55th on 1998 NIKE TOUR money list

Birthdate: February 9, 1968

Birthplace: Vidalia, GA

Residence: Vidalia, GA, plays out of Vidalia CC

Height: 6'0"

Weight: 155

Family: Single

College: University of Georgia (1992, Business)

Special Interests: Football, basketball, tennis

Turned Professional: 1992

Best Career NIKE TOUR Finish: T2 — 1995 NIKE Permian Basin Open

Best 1998 NIKE TOUR Finishes: T7 — NIKE Greater Austin Open; T8 — NIKE Cleveland Open

Best Career PGA TOUR Finish: 12 — 1997 CVS Charity Classic

Best 1998 PGA TOUR Finish: Did not make a cut on 1998 PGA TOUR

PAUL CLAXTON...continued

Other Information: Member of the PGA TOUR in 1997 and the NIKE TOUR in 1995-96 and 1998-99...best finish in 1998 was a tie for seventh at NIKE Greater Austin Open...finished 55th on NIKE TOUR money list in 1998...career-best NIKE TOUR finish was a tie for second in the 1995 NIKE Permian Basin Open, one stroke behind Hugh Royer III...tied for third the next week at the 1995 NIKE Texarkana Open...two-time All-America selection at the University of Georgia...won five college tournaments, including the Gator Invitational twice...won the 1990 Cardinal Amateur...1990 Sunnehanna Amateur Champion...winner of the 1992 Georgia State Amateur Championship.

NIKE TOUR CAREER SUMMARY

PLAYOFF RECORD: 0-0

Year	Events Played	Cuts	1st	2nd	3rd	Top 10	Top 25	Earnings	Rank
1994	1	1						\$753	236
1995	29	22		1	1	3	10	\$56,159	39
1996	27	20				1	11	\$42,947	48
1997	6	2						\$1,764	198
1998	28	18				2	8	\$42,296	55
Total	91	63		1	1	6	29	\$143,919	

PGA TOUR CAREER SUMMARY

PLAYOFF RECORD: 0-0

Year	Events Played	Cuts	Top 10	Top 25	Earnings	Rank
1997	23	10		2	\$79,118	177
1998	1					
Total	24	10		2	\$79,118	

COMBINED TOTAL MONEY:

\$223,036

1998 NIKE TOUR STATISTICS

Scoring Average	70.89	(40)
Driving Distance	272.7	(100)
Driving Accuracy Percentage	67.8	(27T)
Total Driving	127	(70)
Greens in Regulation Pct.	69.6	(9T)
Putting Average	1.794	(68T)
Sand Save Percentage	58.3	(13)
Eagles (Holes per)	331.2	(99)
Birdies Average	3.43	(74T)
All-Around Ranking	430	(49)
Scoring Average Before Cut	70.54	(17)
Scoring Average 3rd Round	70.89	(72)
Scoring Average Final Round	72.00	(80T)
Birdies Conversion %	27.4	(100T)
Par Breakers	19.4	(80T)

MISCELLANEOUS NIKE TOUR STATISTICS


1998 Low Round: 65: 1998 NIKE Lakeland Classic/4
 Career Low Round: 65: 4 times, most recent 1998 NIKE Lakeland Classic/4
 Career Largest Paycheck: \$14,500: 1995 NIKE Texarkana Open/T3

1998 PGA TOUR STATISTICS

Scoring Average	72.51	(N/A)
Driving Distance	271.8	(N/A)
Driving Accuracy Percentage	89.3	(N/A)
Total Driving		(N/A)
Greens in Regulation Pct.	63.9	(N/A)
Putting Average	1.826	(N/A)
Sand Save Percentage	66.7	(N/A)
Birdies Average	2.50	(N/A)
Scoring Average Before Cut	72.00	(N/A)
Birdies Conversion %	21.7	(N/A)
Par Breakers	13.9	(N/A)

MISCELLANEOUS PGA TOUR STATISTICS


1998 Low Round: 71: 1998 Deposit Guaranty Golf Classic/2
 Career Low Round: 66: 2 times, most recent 1997 Greater Vancouver Open/1
 Career Largest Paycheck: \$27,600: 1997 CVS Charity Classic/12



PAUL CURRY

Exempt Status: 11th NIKE TOUR Qualifier at 1998 PGA TOUR Qualifying Tournament
Birthdate: May 5, 1961 **Birthplace:** Colchester, England
Residence: Colchester, England; plays out of Colne Valley GC
Height: 5'9" **Weight:** 165
Family: Wife, Michelle; Amy (1/2/89), Owen (1/7/93)
Special Interests: Soccer
Turned Professional: 1980

Other Information: Rookie on the 1999 NIKE TOUR...no NIKE TOUR appearances prior to 1999...winner of 1994 Jersey European Airways Open on PGA European Tour...finished tied for third at the 1996 Johnnie Walker Asian Classic (Australasian Tour)...was third at the 1996 Canon European Masters (European Tour)...played in the 1997 British Open Championship, but missed the cut...quit golf for 18 months in 1980s to train as an accountant.



TODD DEMSEY

Exempt Status: 7th NIKE TOUR Qualifier at 1998 PGA TOUR Qualifying Tournament
Birthdate: May 27, 1972 **Birthplace:** Ridgewood, NJ
Residence: Scottsdale, AZ; plays out of Grayhawk GC
Height: 6'2" **Weight:** 170
Family: Single
College: Arizona State University (1995, Psychology)
Special Interests: Fishing, skiing
Turned Professional: 1995

Best Career NIKE TOUR Finish: T2 — 1996 NIKE Monterrey Open

Best 1998 NIKE TOUR Finish: Did not play 1998 NIKE TOUR

Best Career PGA TOUR Finish: T24 — 1997 Greater Vancouver Open

Best 1998 PGA TOUR Finish: Did not play 1998 PGA TOUR

Other Information: Rookie on the 1999 NIKE TOUR...member of the 1997 PGA TOUR...fired a 65 in the final round of the 1996 NIKE Monterrey Open to finish tied for second...played on the 1998 Australasian Tour and finished T10 at the Canon Challenge and T11 at Australasian Tour Championship...1993 NCAA Division I champion...member of 1993 Walker Cup team...1994 U.S. Amateur Team member...grandfather was a catcher for New York Yankees and Brooklyn Dodgers in 1940-41...winner of 1998 Utah Open, California Open and Arizona Open...biggest thrill in golf was when USGA president Reg Murphy caddied for him at the 1994 World Amateur.

NIKE TOUR CAREER SUMMARY

PLAYOFF RECORD: 0-0

Year	Events Played	Cuts	1st	2nd	3rd	Top 10	Top 25	Earnings	Rank
1995	8	4						\$3,275	178
1996	6	3		1		1	1	\$18,874	89
1997	1								
Total	15	7		1		1	1	\$22,149	

TODD DEMPSEY...continued

PGA TOUR CAREER SUMMARY							PLAYOFF RECORD: 0-0		
Year	Events Played	Cuts	1st	2nd	3rd	Top 10	Top 25	Earnings	Rank
1993(AM.)	1								
1994(AM.)	2	2							
1996	4	1						\$2,513	359
1997	27	9					1	\$41,774	214
Total	34	12					1	\$44,286	
COMBINED TOTAL MONEY:								\$66,435	

PGA TOUR TOP TOURNAMENT SUMMARY

YEAR	96
U.S. Open	CUT

MISCELLANEOUS NIKE TOUR STATISTICS

Career Low Round: 65: 1996 NIKE Monterrey Open/4
 Career Largest Paycheck: \$17,493: 1996 NIKE Monterrey Open/
 T2

MISCELLANEOUS PGA TOUR STATISTICS

Career Low Round: 64: 1997 Las Vegas Invitational/2
 Career Largest Paycheck: \$11,871: 1997 Greater Vancouver
 Open/T24




KEVIN DILLEN

Exempt Status: 5th NIKE TOUR Qualifier at 1998 PGA TOUR Qualifying Tournament
Birthdate: July 12, 1961 **Birthplace:** Nacogdoches, TX
Residence: Paris, TX; plays out of Paris Golf and CC
Height: 5'10" **Weight:** 190
Family: Wife, Kathy; Skylar (10/29/95)
College: Lamar University
Special Interests: Daughter
Turned Professional: 1984

Other Information: NIKE TOUR rookie in 1999...has not played in a PGA TOUR event prior to 1999...played in two NIKE TOUR events, 1992 and 1993 NIKE South Texas Open...worked at the Waterwood National Golf Resort as an assistant pro from 1990-95...last three years has played on the Lone Star Tour in Texas...was the leading money winner on the Lone Star Tour in 1996 and 1997...winner of the 1998 Oklahoma Open...received a set of golf clubs for his first birthday from his father, Charles.

NIKE TOUR CAREER SUMMARY							PLAYOFF RECORD: 0-0		
Year	Events Played	Cuts	1st	2nd	3rd	Top 10	Top 25	Earnings	Rank
1992	1								
1993	1								
Total	2								



JOEL EDWARDS

Exempt Status: 25th NIKE TOUR Qualifier at 1998 PGA TOUR Qualifying Tournament

Birthdate: November 2, 1961 **Birthplace:** Dallas, TX

Residence: Irving, TX

Height: 6'0"

Weight: 190

Family: Wife, Rhonda; Tanner Grant (4/23/97)

College: North Texas State University

Special Interests: Music, movies, flying

Turned Professional: 1984

Best Career NIKE TOUR Finishes: 4 — 1992 South Texas Open

Best 1998 NIKE TOUR Finish: T22 — NIKE Cleveland Open

Best Career PGA TOUR Finish: T2 — 1992 B.C. Open

Best 1998 PGA TOUR Finish: Did not make a cut on 1998 PGA TOUR

Other Information: Member of the NIKE TOUR in 1992 and 1999...played the PGA TOUR in 1989-91 and 1993-97...after retaining playing privileges for first time in 1992, had five top-25 finishes in 1993...best finish on PGA TOUR a tie for second at 1992 B.C. Open...shot 69-66-69-68—272 to finish six strokes behind John Daly, worth \$52,800...commented after finishing tied for second in 1992 BC Open: "Andy Warhol promised me this (15 minutes of fame), so I'm just going to enjoy it."...had his best season in 1996, when he broke into top 100 on money list for first time (90th, \$248,450)...American Junior Golf Association All-American...named to All-Southland Conference team at North Texas State... winner of 1988 North Dakota Open.

NIKE TOUR CAREER SUMMARY							PLAYOFF RECORD: 0-0			
Year	Events Played	Cuts	1st	2nd	3rd	Top 10	Top 25	Earnings	Rank	
1992	12	8				2	4	\$18,266	70	
1998	4	2					1	\$3,161	180	
Total	16	10				2	5	\$21,428		

PGA TOUR CAREER SUMMARY							PLAYOFF RECORD: 0-0			
Year	Events Played	Cuts	1st	2nd	3rd	Top 10	Top 25	Earnings	Rank	
1984	1									
1985	2									
1987	2									
1988	1									
1989	27	10					3	\$46,851	167	
1990	32	11				2	4	\$109,809	132	
1991	30	13				1	5	\$106,820	131	
1992	19	8		1		2	3	\$107,264	126	
1993	30	15					5	\$150,623	106	
1994	28	13				2	3	\$139,141	127	
1995	31	16				1	2	\$114,285	149	
1996	27	20				2	6	\$248,450	90	
1997	31	14					3	\$114,856	158	
1998	2									
Total	263	120		1		10	34	\$1,138,099		
COMBINED TOTAL MONEY:								\$1,159,527		

PGA TOUR TOP TOURNAMENT SUMMARY									
YEAR	84	87	90	93	94	95	96	97	
U.S. Open	CUT	CUT		T62					
PGA Championship				CUT			77		
THE PLAYERS Championship			60	T11	T62	CUT	T19	CUT	

JOEL EDWARDS...continued

1998 NIKE TOUR STATISTICS

Scoring Average	70.33	(N/A)
Driving Distance	277.9	(N/A)
Driving Accuracy Percentage	72.2	(N/A)
Total Driving		(N/A)
Greens in Regulation Pct.	76.4	(N/A)
Putting Average	1.794	(N/A)
Sand Save Percentage	53.8	(N/A)
Eagles (Holes per)	108.0	(N/A)
Birdies Average	3.75	(N/A)
Scoring Average Before Cut	70.63	(N/A)
Scoring Average 3rd Round	71.00	(N/A)
Scoring Average Final Round	68.50	(N/A)
Birdies Conversion %	27.3	(N/A)
Par Breakers	21.8	(N/A)

MISCELLANEOUS NIKE TOUR STATISTICS

1998 Low Round: 67: 2 times, most recent 1998 NIKE Fort Smith Classic/2
 Career Low Round: 67: 2 times, most recent 1998 NIKE Fort Smith Classic/2
 Career Largest Paycheck: \$8,125: 1992 South Texas Open/4

1998 PGA TOUR STATISTICS

Scoring Average	73.22	(N/A)
Driving Distance	282.6	(N/A)
Driving Accuracy Percentage	66.1	(N/A)
Total Driving		(N/A)
Greens in Regulation Pct.	65.3	(N/A)
Putting Average	1.915	(N/A)
Sand Save Percentage	33.3	(N/A)
Birdies Average	2.00	(N/A)
Scoring Average Before Cut	73.00	(N/A)
Birdies Conversion %	17.0	(N/A)
Par Breakers	11.1	(N/A)

MISCELLANEOUS PGA TOUR STATISTICS

1998 Low Round: 70: 1998 Deposit Guaranty Golf Classic/2
 Career Low Round: 62: 1997 Greater Vancouver Open/4
 Career Largest Paycheck: \$53,000: 1993 THE PLAYERS Championship/T11



BRIAN FOGT (foat)

Exempt Status: 41st NIKE TOUR Qualifier at 1998 PGA TOUR Qualifying Tournament
Birthdate: July 24, 1959 **Birthplace:** Dayton, OH
Residence: St. Louis, MO; plays out of Missouri Bluffs GC
Height: 5'9" **Weight:** 190
Family: Wife, Julianne; Austin (9/7/91)
College: Miami University of Ohio (Finance, 1981)
Special Interests: Family, travel, Blues hockey
Turned Professional: 1984

Best Career NIKE TOUR Finish: T7 — 1992 Fort Wayne Open

Best 1998 NIKE TOUR Finish: T25 — NIKE Miami Valley Open

Best Career PGA TOUR Finish: T8 — 1987 Beatrice Western Open

Best 1998 PGA TOUR Finish: Did not play 1998 PGA TOUR

Other Information: Member of NIKE TOUR in 1995 and 1999...best outing on the PGA TOUR was a T8 at the 1987 Beatrice Western Open after open qualifying...shared the lead with Dave Barr heading into the final round and won \$21,600 of his career \$27,143 winnings on PGA TOUR...runner-up in the 1997 PGA Assistant Professional Championship...winner of the 1982 Ohio State Amateur at Inverness...won 1993 and 1997 Kansas Open... All-Conference basketball and baseball selection in high school.

BRIAN FOGT...continued

NIKE TOUR CAREER SUMMARY

PLAYOFF RECORD: 0-0

Year	Events Played	Cuts	1st	2nd	3rd	Top 10	Top 25	Earnings	Rank
1990	2								
1992	1	1				1	1	\$3,031	162
1993	2								
1994	2	1						\$880	230
1995	23	9					3	\$8,615	133
1996	1	1						\$1,365	206
1997	6	1					1	\$2,598	177
1998	8	4					1	\$3,539	171
Total	45	17				1	6	\$20,027	

PGA TOUR CAREER SUMMARY

PLAYOFF RECORD: 0-0

Year	Events Played	Cuts	1st	2nd	3rd	Top 10	Top 25	Earnings	Rank
1985	3	1						\$815	262
1986	1	1						\$666	287
1987	4	1				1	1	\$21,600	185
1988	7	2						\$2,286	268
1989	2	1						\$1,776	269
1991	1								
Total	18	6				1	1	\$27,143	

COMBINED TOTAL MONEY:

\$47,170

PGA TOUR TOP TOURNAMENT SUMMARY

YEAR	85	87	89
U.S. Open	CUT	CUT	CUT

1998 NIKE TOUR STATISTICS


Scoring Average	71.38	(N/A)
Driving Distance	282.8	(N/A)
Driving Accuracy Percentage	61.7	(N/A)
Total Driving		(N/A)
Greens in Regulation Pct.	70.8	(N/A)
Putting Average	1.846	(N/A)
Sand Save Percentage	34.2	(N/A)
Eagles (Holes per)	216.0	(N/A)
Birdies Average	3.50	(N/A)
Scoring Average Before Cut	70.94	(N/A)
Scoring Average 3rd Round	72.00	(N/A)
Scoring Average Final Round	72.50	(N/A)
Birdies Conversion %	27.5	(N/A)
Par Breakers	19.9	(N/A)

MISCELLANEOUS NIKE TOUR STATISTICS

1998 Low Round: 68: 1998 NIKE Miami Valley Open/3
 Career Low Round: 66: 2 times, most recent 1995 NIKE Tri-Cities Open/1
 Career Largest Paycheck: \$3,031: 1992 Ft. Wayne Open/T7

MISCELLANEOUS PGA TOUR STATISTICS

Career Low Round: 66: 1988 Provident Classic/1
 Career Largest Paycheck: \$21,600: 1987 Beatrice Western/T8



JERRY FOLTZ

Exempt Status: 14th NIKE TOUR Qualifier at 1998 PGA TOUR Qualifying Tournament

Birthdate: August 14, 1962 **Birthplace:** Las Vegas, NV

Residence: Chandler, AZ; plays out of Ocotillo GC

Height: 6'1" **Weight:** 200

Family: Wife, Jane; Jackson William (9/10/96), Matilda (7/3/98)

College: University of Arizona (1986, Public Administration)

Special Interests: Flying, snowboarding, television, movies

Turned Professional: 1986

NIKE TOUR Victories (1): 1995 NIKE South Carolina Classic

Best 1998 NIKE TOUR Finish: T19 — NIKE Carolina Classic

Best Career PGA TOUR Finish: T48—1982 AT&T Pebble Beach National Pro-Am

Best 1998 PGA TOUR Finish: Did not play 1998 PGA TOUR

Other Information: Member of the NIKE TOUR in 1991-92, 1994-99...winner of the 1995 NIKE South Carolina Classic...runner-up in the 1991 Pensacola and Elizabethtown Opens...champion of 1994 Taco Bell Newport Classic...is a licensed pilot...has worked several tournaments as a television analyst...has eight career holes-in-one, including one at the 1996 NIKE Philadelphia Classic that won a Lincoln-Mercury Mountaineer...All-PAC-10 selection in 1985...winner of the 1989 Arizona Amateur Championship.

NIKE TOUR CAREER SUMMARY								PLAYOFF RECORD: 0-0		
Year	Events Played	Cuts	1st	2nd	3rd	Top 10	Top 25	Earnings	Rank	
1990	3	1						\$425	319	
1991	28	17		2	2	5	8	\$53,737	11	
1992	25	9				1	2	\$9,907	110	
1993	7	4					1	\$3,553	158	
1994	22	12					1	\$8,698	112	
1995	27	13	1			3	5	\$58,731	36	
1996	26	17					6	\$23,887	78	
1997	20	11					3	\$12,912	110	
1998	23	10					1	\$11,075	119	
Total	181	94	1	2	2	9	27	\$182,923		
PGA TOUR CAREER SUMMARY								PLAYOFF RECORD: 0-0		
1991	3	1						\$2,090	292	
1992	2	2						\$4,994	265	
1993	1									
1994	1									
Total	7	3						\$7,084		
COMBINED TOTAL MONEY:								\$190,007		

PGA TOUR TOP TOURNAMENT SUMMARY

YEAR 91

U.S. Open CUT

1998 NIKE TOUR STATISTICS


Scoring Average	72.11	(107T)
Driving Distance	279.1	(57T)
Driving Accuracy Percentage	54.5	(117)
Total Driving	174	(112)
Greens in Regulation Pct.	58.9	(121)
Putting Average	1.767	(24)
Sand Save Percentage	46.3	(92T)
Eagles (Holes per)	396.0	(109T)
Birdies Average	3.45	(68T)
All-Around Ranking	695	(106)
Scoring Average Before Cut	71.74	(97T)
Scoring Average 3rd Round	72.40	(111)
Scoring Average Final Round	73.50	(117)
Birdies Conversion %	32.6	(10)
Par Breakers	19.4	(80T)

MISCELLANEOUS NIKE TOUR STATISTICS

1998 Low Round: 65: 2 times, most recent 1998 NIKE Dominion Open/1
Career Low Round: 65: 6 times, most recent 1998 NIKE Dominion Open/1
Career Largest Paycheck: \$36,000: 1995 NIKE South Carolina Classic/1

MISCELLANEOUS PGA TOUR STATISTICS

Career Low Round: 69: 1992 Northern Telecom/1
Career Largest Paycheck: \$2,838: 1992 AT&T Pebble Beach National Pro-Am/T48



EDWARD FRYATT

Exempt Status: 6th NIKE TOUR Qualifier at 1998 PGA TOUR Qualifying Tournament
Birthdate: April 8, 1971 **Birthplace:** Rochdale, England
Residence: Las Vegas, NV
Height: 6'4" **Weight:** 190
Family: Wife, Michelle
College: University of Nevada at Las Vegas (1994, Business Marketing)
Special Interests: All sports
Turned Professional: 1994

Best Career NIKE TOUR Finishes: T8 — 1995 NIKE Shreveport Open, Greater Greenville Classic

Best 1998 NIKE TOUR Finish: Did not play 1998 NIKE TOUR

Best Career PGA TOUR Finish: T11—1997 Las Vegas Invitational

Best 1998 PGA TOUR Finish: T38 — Memorial Tournament

Other Information: Member of NIKE TOUR in 1995 and 1999...best effort on the NIKE TOUR was a tie for 8th at the 1995 NIKE Shreveport Open and 1995 Greater Greenville Classic...second on 1998 Omega Tour Order of Merit...winner of the 1998 China Open and Malaysian Open...won the 1997 India Open and the 1996 Indonesian Open...three-time All-American selection at UNLV...biggest thrill in golf was winning the 1998 China Open with wife Michelle caddying...played first year of golf at Brigham Young University before transferring to UNLV for his last three seasons...medalist at the 1993 Big West Championship tournament...winner of the 1994 NCAA West Regionals... named 1990 Nevada High School Golfer of the Year...father James played professional soccer in England and set a world record for the fastest goal from kickoff.

NIKE TOUR CAREER SUMMARY							PLAYOFF RECORD: 0-0		
Year	Events Played	Cuts	1st	2nd	3rd	Top 10	Top 25	Earnings	Rank
1994	1								
1995	25	9				3	6	\$23,347	80
1996	2	1					1	\$3,200	173
Total	28	10				3	7	\$26,547	

PGA TOUR CAREER SUMMARY							PLAYOFF RECORD: 0-0		
Year	Events Played	Cuts	1st	2nd	3rd	Top 10	Top 25	Earnings	Rank
1994	1								
1997	2	2					2	\$65,574	192
1998	2	1						\$9,240	281
Total	5	3					2	\$74,814	
COMBINED TOTAL MONEY:								\$101,361	

PGA TOUR TOP TOURNAMENT SUMMARY

YEAR	97	98
U.S. Open	T24	CUT

1998 NIKE TOUR STATISTICS

Scoring Average	70.97	(N/A)
Driving Distance	273.1	(N/A)
Driving Accuracy Percentage	70.2	(N/A)
Total Driving		(N/A)
Greens in Regulation Pct.	57.4	(N/A)
Putting Average	1.758	(N/A)
Sand Save Percentage	52.9	(N/A)
Birdies Average	3.50	(N/A)
Scoring Average Before Cut	73.00	(N/A)
Scoring Average 3rd Round	69.00	(N/A)
Scoring Average Final Round	73.00	(N/A)
Birdies Conversion %	33.9	(N/A)
Par Breakers	19.4	(N/A)

MISCELLANEOUS NIKE TOUR STATISTICS

Career Low Round: 65: 1995 NIKE Greater Greenville Classic/2
Career Largest Paycheck: \$6,500: 1995 NIKE Greater Greenville Classic/T8

MISCELLANEOUS PGA TOUR STATISTICS

1998 Low Round: 69: 1998 Memorial Tournament/3
Career Low Round: 67: 1997 Las Vegas Invitational/2
Career Largest Paycheck: \$41,400: 1997 Las Vegas Invitational/T11



ROBERT GAMEZ

Exempt Status: 18th NIKE TOUR Qualifier at 1998 PGA TOUR Qualifying Tournament

Birthdate: July 21, 1968

Birthplace: Las Vegas, NV

Residence: Las Vegas, NV

Height: 5'9"

Weight: 170

Family: Single

College: University of Arizona

Special Interests: Music, movies

Turned Professional: 1989

PGA TOUR Victories (2): 1990 Northern Telecom Tucson Open, Nestle Invitational

Best 1998 PGA TOUR Finish: T16 — United Airlines Hawaiian Open


Other Information: Member of the PGA TOUR since 1990...won first official start on PGA TOUR, capturing Northern Telecom Tucson Open by four strokes over Mark Calcavecchia in 1990...took one-stroke lead into final round before pulling away with closing 70...two months later, electrified golf world by holing 7-iron shot from 176 yards for eagle-2 on 72nd hole of Nestle Invitational for one-stroke victory over Greg Norman...two wins and earnings of \$461,407, led to PGA TOUR Rookie of the Year honors...runner-up twice in 1991 — Greater Milwaukee Open, after opening-round 61 at Tuckaway GC, and at Southern Open...lost playoff to Fred Couples at 1993 Honda Classic...also runner-up at 1992 Federal Express St. Jude Classic, 1994 Las Vegas Invitational and 1997 Quad City Classic...defeated Scott Hoch by four strokes for lone international victory at 1994 Casio World Open in Japan...twice teamed with Helen Alfredsson to finish second at JCPenny Classic (1994-95)...winner of 1989 Fred Haskins and Jack Nicklaus Awards as Collegiate Player of the Year...winner, 1989 Porter Cup...his annual charity tournament in Las Vegas benefits Robert Gamez Foundation...brother, Randy, who manages foundation, was caddie for both of Robert's victories.

PGA TOUR CAREER SUMMARY							PLAYOFF RECORD: 0-1			
Year	Events Played	Cuts	1st	2nd	3rd	Top 10	Top 25	Earnings	Rank	
1988(AM.)	1	1								
1989	3	1					1	\$4,827	237	
1990	25	16	2			2	6	\$461,407	27	
1991	27	13		2		3	7	\$280,349	59	
1992	25	13		1		3	3	\$215,648	72	
1993	25	15		1		3	4	\$236,458	70	
1994	23	15		1		5	7	\$380,353	44	
1995	27	13				3	5	\$206,588	89	
1996	25	12			1	2	6	\$249,227	89	
1997	28	12		1		3	5	\$283,434	86	
1998	24	9					1	\$76,148	195	
Total	233	120	2	6	1	24	45	\$2,394,439	106	

TOP TOURNAMENT SUMMARY										
YEAR	90	91	92	93	94	95	96	97	98	
Masters Tournament	CUT	CUT								
U.S. Open	T61	CUT		88	CUT	CUT				
PGA Championship	T49		T79	CUT		CUT		CUT		
THE PLAYERS Championship	T46	CUT	CUT	CUT	84	T49	T29	T24	T63	
THE TOUR Championship	30									

1998 PGA TOUR STATISTICS		
Scoring Average	72.21	(168T)
Driving Distance	268.9	(108T)
Driving Accuracy Percentage	71.8	(62T)
Total Driving	170	(67T)
Greens in Regulation Pct.	66.4	(59T)
Putting Average	1.817	(164T)
Sand Save Percentage	40.6	(183)
Eagles (Holes per)	621.0	(166T)
Birdies Average	3.51	(58T)
All-Around Ranking	968	(142)
Scoring Average Before Cut	72.08	(146T)

1998 PGA TOUR STATISTICS (cont.)		
Scoring Average 3rd Round	72.36	(172)
Scoring Average Final Round	72.78	(170T)
Birdies Conversion %	29.3	(74T)
Par Breakers	19.6	(66T)
MISCELLANEOUS PGA TOUR STATISTICS		
1998 Low Round: 65: 1998 United Airlines Hawaiian Open/3		
Career Low Round: 61: 1991 Greater Milwaukee Open/1		
Career Largest Paycheck: \$162,000: 3 times, most recent 1994 Las Vegas Invitational/2		



KELLY GIBSON

Exempt Status: 8th NIKE TOUR Qualifier at 1998 PGA TOUR Qualifying Tournament
Birthdate: May 2, 1964 **Birthplace:** New Orleans, LA
Residence: New Orleans, LA; plays out of English Turn CC
Height: 5'10" **Weight:** 160
Family: Single
College: Lamar University (1986, Speech Communications)
Special Interests: Cajun food, Saints football
Turned Professional: 1986

NIKE TOUR Victories (1): 1991 Tri-Cities Open

Best 1998 NIKE TOUR Finish: Did not play 1998 NIKE TOUR

Best Career PGA TOUR Finish: T3 — 1996 Las Vegas Invitational

Best 1998 PGA TOUR Finish: T15 — CVS Charity Classic, Greater Vancouver Open

Other Information: Member of the NIKE TOUR in 1990-91 and 1999...best career PGA TOUR finish came in the 1991 Las Vegas Invitational...ended five-round tournament with three rounds of 65 to tie for third and earn a career-best paycheck of \$95,700...helped him to best-ever finish on money list that year, 69th...in rookie season, tied for fourth at 1992 Buick Southern Open, four strokes behind winner Gary Hallberg...finished 110th on money list in 1993 despite not posting top-10 finish...after losing card following 1994 season, regained exempt status with 26th-place performance at Qualifying Tournament...finished 14th on Ben Hogan Tour money list in 1991 with victory in Tri-Cities Open...four-year member of Canadian Tour, where he won twice and was third on Order of Merit in 1991...led Canadian Tour in scoring average in 1991 (69.75)...won 1996 Erie (PA) Open...avid fan of New Orleans Saints and Louisiana State University athletics...also rooting interest in University of Connecticut basketball...Ricky Moore, Connecticut's starting point guard, is the son of Buck Moore, Kelly's caddie.

NIKE TOUR CAREER SUMMARY								PLAYOFF RECORD: 0-0	
Year	Events Played	Cuts	1st	2nd	3rd	Top 10	Top 25	Earnings	Rank
1990	28	18		1		5	12	\$33,550	26
1991	17	13	1	1		4	7	\$50,098	14
1992	2								
Total	47	31	1	2		9	19	\$83,648	

PGA TOUR CAREER SUMMARY								PLAYOFF RECORD: 0-0	
Year	Events Played	Cuts	1st	2nd	3rd	Top 10	Top 25	Earnings	Rank
1989	1	1						\$502	298
1990	2								
1991	2	1						\$2,140	288
1992	33	14				3	5	\$137,984	105
1993	33	20					6	\$148,003	110
1994	33	14				2	4	\$134,841	129
1995	33	19				1	6	\$173,425	109
1996	35	24			1	2	7	\$307,228	69
1997	36	24				1	7	\$267,230	92
1998	34	19					3	\$194,574	139
Total	242	136			1	9	38	\$1,365,927	189
COMBINED TOTAL MONEY:								\$1,449,575	

PGA TOUR TOP TOURNAMENT SUMMARY

YEAR	90	93	94	96	97	98
U.S. Open	CUT	CUT		T50	T28	
PGA Championship					CUT	
THE PLAYERS Championship		CUT	CUT	CUT	CUT	CUT

KELLY GIBSON...continued

1998 PGA TOUR STATISTICS


Scoring Average	71.49	(120T)
Driving Distance	283.0	(10)
Driving Accuracy Percentage	68.8	(106T)
Total Driving	116	(14T)
Greens in Regulation Pct.	64.1	(117T)
Putting Average	1.795	(124T)
Sand Save Percentage	50.8	(105T)
Eagles (Holes per)	175.1	(34)
Birdies Average	3.47	(66T)
All-Around Ranking	682	(79)
Scoring Average Before Cut	71.30	(91T)
Scoring Average 3rd Round	71.38	(115T)
Scoring Average Final Round	72.75	(168T)
Birdies Conversion %	30.0	(54T)
Par Breakers	19.8	(58T)

MISCELLANEOUS NIKE TOUR STATISTICS

Career Low Round: 63: 1991 Tri-Cities Open/3
 Career Largest Paycheck: \$25,000: 1991 Tri-Cities Open/1

MISCELLANEOUS PGA TOUR STATISTICS

1998 Low Round: 65: 4 times, most recent 1998 Las Vegas Invitational/2
 Career Low Round: 63: 1992 Chattanooga Classic/4
 Career Largest Paycheck: \$95,700: 1996 Las Vegas Invitational/T3



GIBBY GILBERT, JR.

Exempt Status: 38th NIKE TOUR Qualifier at 1998 PGA TOUR Qualifying Tournament

Birthdate: October 21, 1965 Birthplace: Hollywood, FL

Residence: Chattanooga, TN; plays out of Council Fire GC

Height: 5'11" Weight: 160

Family: Wife, Cindy; Shelby (9/13/90), Carson (1/4/95)

College: University of Tennessee (1990, Sports Management)

Special Interests: Family, hunting

Turned Professional: 1990

Best Career NIKE TOUR Finish: T37 — 1997 NIKE Wichita Open

Best 1998 NIKE TOUR Finish: Did not play 1998 NIKE TOUR

Best Career PGA TOUR Finish: T22 — 1991 Chattanooga Classic

Best 1998 PGA TOUR Finish: Did not play 1998 PGA TOUR

Other Information: Member of NIKE TOUR in 1997 and 1999...has played in three PGA TOUR events, with a tie for 22nd in 1991 Chattanooga Classic his best finish...father is SENIOR PGA TOUR member Gibby Gilbert...biggest thrill in golf was when he caddied for his father when he won 1997 Royal Caribbean Classic.

NIKE TOUR CAREER SUMMARY

PLAYOFF RECORD: 0-0

Year	Events Played	Cuts	1st	2nd	3rd	Top 10	Top 25	Earnings	Rank
1990	1								
1993	1								
1997	9	2						\$1,496	207
Total	11	2						\$1,496	

PGA TOUR CAREER SUMMARY

PLAYOFF RECORD: 0-0

Year	Events Played	Cuts	1st	2nd	3rd	Top 10	Top 25	Earnings	Rank
1990	1	1						\$1,260	298
1991	1	1					1	\$6,310	246
1992	1								
Total	3	2					1	\$7,570	
COMBINED TOTAL MONEY:								\$9,066	


GIBBY GILBERT, JR....continued

MISCELLANEOUS NIKE TOUR STATISTICS

Career Low Round: 67: 1997 NIKE Wichita Open/1
Career Largest Paycheck: \$900: 1997 NIKE Wichita Open/T37

MISCELLANEOUS PGA TOUR STATISTICS

Career Low Round: 64: 1991 Chattanooga Classic/1
Career Largest Paycheck: \$6,310: 1991 Chattanooga Classic/T22



BOB GILDER

Exempt Status: 52nd NIKE TOUR Qualifier at 1998 PGA TOUR Qualifying Tournament
Birthdate: December 31, 1950 **Birthplace:** Corvallis, OR
Residence: Corvallis, OR; plays out of Pumpkin Ridge GC, Cornelius, OR
Height: 5'9" **Weight:** 180
Family: Wife, Peggy; Bryan (3/24/75), Cammy Lynn (6/10/77), Brent (3/4/81)
College: Arizona State University (1973, Business Administration)
Special Interests: Football, car racing
Turned Professional: 1973

Best Career NIKE TOUR Finish: T3 — 1997 NIKE Dakota Dunes Open

Best 1998 NIKE TOUR Finish: Did not play the 1998 NIKE TOUR

PGA TOUR Victories (6): 1976 Phoenix Open. 1980 Canadian Open. 1982 Byron Nelson Classic, Manufacturers Hanover Westchester Classic, Bank Of Boston Classic. 1983 Phoenix Open.

Best 1998 PGA TOUR Finish: T9 — AT&T Pebble Beach

Other Information: Member of PGA TOUR since 1976, with six career victories...NIKE TOUR member in 1996-97 and 1999...win in 1976 Phoenix Open came in only second PGA TOUR start...won 1974 New Zealand Open in playoff over Jack Newton and Bob Charles...winner of 1988 Isuzu Kapalua International...1983 Phoenix Open title his last on PGA TOUR...winner of three events on Japan PGA Tour: 1982 Bridgestone International, 1988 Acom Team title (with Doug Tewell) and 1990 Acom P.T....fairway marker at Westchester CC commemorates third-round double-eagle on his way to victory in 1982 Manufacturers Hanover Westchester Classic...member 1982 USA vs. Japan Team and 1983 Ryder Cup Team...teammate of Howard Twitty and Tom Purtzer at Arizona State University.

NIKE TOUR CAREER SUMMARY								PLAYOFF RECORD: 0-0	
Year	Events Played	Cuts	1st	2nd	3rd	Top 10	Top 25	Earnings	Rank
1996	2	2					2	\$4,436	163
1997	22	15			1	5	9	\$67,071	32
Total	24	17			1	5	11	\$71,507	

PGA TOUR CAREER SUMMARY								PLAYOFF RECORD: 1-0	
Year	Events Played	Cuts	1st	2nd	3rd	Top 10	Top 25	Earnings	Rank
1975	1	1						\$905	220
1976	23	23	1	1		5	6	\$101,263	24
1977	25	25				2	5	\$36,844	72
1978	24	23				8	11	\$72,515	36
1979	23	23			2	8	17	\$134,428	22
1980	28	18	1	1	1	5	7	\$152,597	19
1981	31	23				3	10	\$74,756	60
1982	28	24	3		1	7	16	\$308,648	6
1983	28	21	1			4	6	\$139,125	39
1984	30	16					1	\$23,213	147
1985	28	19					4	\$47,152	123
1986	31	18				3	10	\$98,181	85
1987	32	19				1	7	\$94,310	100
1988	29	17				3	8	\$144,523	82
1989	27	17		1		3	4	\$187,910	78
1990	27	16				1	7	\$154,934	102
1991	25	14				4	8	\$251,683	66
1992	30	18				2	6	\$170,761	91

BOB GILDER...continued

PGA TOUR CAREER SUMMARY

Year	Events Played	Cuts	1st	2nd	3rd	Top 10	Top 25	Earnings	Rank
1993	27	13				2	4	\$148,496	108
1994	28	16				2	5	\$154,868	118
1995	30	14				3	4	\$139,361	138
1996	27	17					3	\$114,844	156
1997	5	3						\$13,590	254
1998	31	12				1	3	\$186,913	143
Total	618	410	6	3	4	67	152	\$2,951,820	90
COMBINED TOTAL MONEY:								\$3,023,328	

PGA TOUR TOP TOURNAMENT SUMMARY

YEAR	75	76	77	78	79	80	81	82	83	84	85	86	87	88	89
Masters Tournament		T39				CUT	T15	14	T44	CUT	T45				37
U.S. Open	T49	T58		T44	T16	T31	CUT	T37	T39	CUT		CUT	T58	T8	CUT
PGA Championship		T69	T58	T19	T16	T55	T4	8	T63	T37	T18	T53		T6	T34
THE PLAYERS Championship		T51	T61	CUT	T43	CUT	T63	T65	T35	CUT	T33	CUT	T32	CUT	T34

PGA TOUR TOP TOURNAMENT SUMMARY

YEAR	90	91	92	93	94	95	96	97
Masters Tournament				T42	T34			
U.S. Open		T56		T6	T33		T50	CUT
PGA Championship		T57	T5	CUT				
THE PLAYERS Championship		T56	CUT	CUT	CUT	T35	T43	

1998 PGA TOUR STATISTICS


Scoring Average	72.13	(164T)
Driving Distance	269.5	(97T)
Driving Accuracy Percentage	72.8	(48T)
Total Driving	145	(39T)
Greens in Regulation Pct.	61.2	(169T)
Putting Average	1.810	(154)
Sand Save Percentage	50.0	(114T)
Eagles (Holes per)	364.5	(124T)
Birdies Average	3.15	(130T)
All-Around Ranking	1,000	(153)
Scoring Average Before Cut	72.19	(157T)
Scoring Average 3rd Round	70.82	(68T)
Scoring Average Final Round	71.18	(85T)
Birdies Conversion %	28.6	(93T)
Par Breakers	17.8	(132T)

MISCELLANEOUS NIKE TOUR STATISTICS

Career Low Round: 64: 1997 NIKE Puget Sound Open/2
 Career Largest Paycheck: \$19,750: 1997 NIKE Dakota Dunes
 Open/T3

MISCELLANEOUS PGA TOUR STATISTICS

1998 Low Round: 65: 1998 Greater Milwaukee Open/2
 Career Low Round: 62: 1979 First NBC New Orleans Open/3
 Career Largest Paycheck: \$72,000: 1982 Manufacturers
 Hanover Westchester Classic/1



CHAD GINN

Exempt Status: 19th NIKE TOUR Qualifier at 1998 PGA TOUR Qualifying Tournament

Birthdate: August 28, 1970

Birthplace: Jackson, MS

Residence: Jackson, MS

Height: 6'1"

Weight: 180

Family: Single

College: Mississippi State University (1993, Marketing)

Special Interests: Reading, fishing, stock market, SEC athletics

Turned Professional: 1993

Best Career NIKE TOUR Finish: T2 — 1994 NIKE New Mexico Charity Classic

Best 1998 NIKE TOUR Finish: Did not make a cut on 1998 NIKE TOUR

Best Career PGA TOUR Finish: T50 — 1994 Deposit Guaranty Golf

Best 1998 PGA TOUR Finish: Did not make a cut on 1998 PGA TOUR

Other Information: Member of the NIKE TOUR in 1994-95 and 1999...birdied last three holes at the 1994 NIKE New Mexico Charity Classic to finish tied for second one-stroke behind winner Jim Carter...named Golfer of the Year by Mississippi Golf Association in 1991 and 1993 (runner-up in '92)...1993 award earned him an exemption for 1994 Deposit Guaranty Golf Classic, where he made his first PGA TOUR cut...1991 and 1993 Mississippi State Amateur Champion...1988 Mississippi State High School and Junior Champion...father, Arvin Ginn, longtime PGA TOUR official and Tournament Director.

NIKE TOUR CAREER SUMMARY

PLAYOFF RECORD: 0-0

Year	Events Played	Cuts	1st	2nd	3rd	Top 10	Top 25	Earnings	Rank
1993	2	2					1	\$2,808	169
1994	26	12		1		1	5	\$31,928	48
1995	22	8				1	2	\$9,580	123
1996	3	1					1	\$2,500	183
1997	2								
1998	1								
Total	56	23		1		2	9	\$46,816	

PGA TOUR CAREER SUMMARY

PLAYOFF RECORD: 0-0

Year	Events Played	Cuts	1st	2nd	3rd	Top 10	Top 25	Earnings	Rank
1989	1								
1992	1								
1994	1	1						\$1,618	324
1995	1								
1996	1								
1998	1								
Total	6	1						\$1,618	
COMBINED TOTAL MONEY:								\$48,434	

1998 NIKE TOUR STATISTICS

Scoring Average	73.50	(N/A)
Driving Distance	271.8	(N/A)
Driving Accuracy Percentage	64.3	(N/A)
Total Driving		(N/A)
Greens in Regulation Pct.	55.6	(N/A)
Putting Average	1.850	(N/A)
Sand Save Percentage	50.0	(N/A)
Birdies Average	2.50	(N/A)
Scoring Average Before Cut	73.50	(N/A)
Birdies Conversion %	25.0	(N/A)
Par Breakers	13.9	(N/A)

MISCELLANEOUS NIKE TOUR STATISTICS


1998 Low Round: 72: 1998 NIKE Omaha Classic/1
Career Low Round: 64: 1994 NIKE New Mexico Charity Classic/4
Career Largest Paycheck: \$17,150: 1994 NIKE New Mexico Charity Classic/T2

1998 PGA TOUR STATISTICS

Scoring Average	73.01	(N/A)
Driving Distance	282.3	(N/A)
Driving Accuracy Percentage	78.6	(N/A)
Total Driving		(N/A)
Greens in Regulation Pct.	61.1	(N/A)
Putting Average	1.864	(N/A)
Sand Save Percentage	.0	(N/A)
Birdies Average	2.50	(N/A)
Scoring Average Before Cut	72.50	(N/A)
Birdies Conversion %	22.7	(N/A)
Par Breakers	13.9	(N/A)

MISCELLANEOUS PGA TOUR STATISTICS

1998 Low Round: 72: 1998 Deposit Guaranty Golf Classic/1
Career Low Round: 70: 2 times, most recent 1995 Deposit Guaranty Golf Classic/1
Career Largest Paycheck: \$1,618: 1994 Deposit Guaranty Golf Classic/T50



TODD GLEATON

Exempt Status: Special Medical Extension

Birthdate: September 25, 1968 **Birthplace:** Charleston, SC

Residence: Fayetteville, NC; plays out of The Bayonet at Puppy Creek

Height: 6'2" **Weight:** 190

Family: Single

College: North Carolina State University

Special Interests: NASCAR racing, hunting, fishing

Turned Professional: 1991

NIKE TOUR Victories (2): 1997 NIKE St. Louis Golf Classic, NIKE Tri-Cities Open

Best 1998 NIKE TOUR Finishes: T66 — NIKE Upstate Classic

Best Career PGA TOUR Finish: T66 — 1996 Freeport-McDermott Classic

Best 1998 PGA TOUR Finish: Did not play 1998 PGA TOUR

Other Information: Missed majority of the 1998 NIKE TOUR season due to a back injury...one of three multiple winners on the 1997 NIKE TOUR, joining Chris Smith (three victories) and Mike Small (two wins)...first victory came in 1997 NIKE St. Louis Golf Classic...his 23-under-par 261 winning total matched for a short time the lowest in NIKE TOUR history...it was bettered a month later, when Chris Smith won the 1997 NIKE Omaha Classic with a 26-under-par 258 total...posted consecutive 64s on the weekend to win by three strokes over Arden Knoll...second win came in 1997 NIKE Tri-Cities Open, where his 5-under-par 283 total allowed him to defeat five players by one stroke...winner of 1995 New Mexico Open...won three tournaments on Powerbilt Tour...lists Raymond Floyd's father, L.B., as one of his golf instructors...says that Terry Labonte and other NASCAR drivers are his heroes because they put their lives on the line every Sunday...says he got his start in golf through PGA TOUR member Chip Beck.

NIKE TOUR CAREER SUMMARY							PLAYOFF RECORD: 0-0		
Year	Events Played	Cuts	1st	2nd	3rd	Top 10	Top 25	Earnings	Rank
1996	2	1						\$1,160	216
1997	22	10	2			3	8	\$94,409	18
1998	9	1						\$259	307
Total	33	12	2			3	8	\$95,828	


PGA TOUR CAREER SUMMARY							PLAYOFF RECORD: 0-0		
Year	Events Played	Cuts	1st	2nd	3rd	Top 10	Top 25	Earnings	Rank
1994	1								
1995	1								
1996	2	1						\$2,484	361
1997	1								
Total	5	1						\$2,484	

COMBINED TOTAL MONEY: \$98,312

1998 NIKE TOUR STATISTICS		
Scoring Average	74.87	(N/A)
Driving Distance	277.7	(N/A)
Driving Accuracy Percentage	55.3	(N/A)
Total Driving		(N/A)
Greens in Regulation Pct.	56.3	(N/A)
Putting Average	1.895	(N/A)
Sand Save Percentage	50.0	(N/A)
Birdies Average	2.20	(N/A)
Scoring Average Before Cut	74.71	(N/A)
Scoring Average 3rd Round	77.00	(N/A)
Scoring Average Final Round	77.00	(N/A)
Birdies Conversion %	21.7	(N/A)
Par Breakers	12.2	(N/A)

MISCELLANEOUS NIKE TOUR STATISTICS	
1998 Low Round:	68: 1998 NIKE Upstate Classic/2
Career Low Round:	64: 2 times, most recent 1997 NIKE St. Louis Classic/4
Career Largest Paycheck:	\$36,000: 2 times, most recent 1997 NIKE Tri-Cities Open/1

MISCELLANEOUS PGA TOUR STATISTICS	
Career Low Round:	68: 1995 Nissan Open/1
Career Largest Paycheck:	\$2,484: 1996 Freeport-McDermott Classic/T66



MATT GOGEL (GO-gul)

Exempt Status: 1998 Tournament Winner

Birthdate: February 9, 1971

Birthplace: Denver, CO

Residence: Overland Park, KS; plays out of Wolf Creek GL

Height: 5'10"

Weight: 180

Family: Wife, Blair

College: University of Kansas (1994, Communications)

Special Interest: Travel

Turned Professional: 1994

NIKE TOUR Victories (4): 1996 NIKE Boise Open 1997 NIKE Laurel Creek Classic 1998 NIKE Omaha Classic, NIKE Tri-Cities Open

Best 1998 NIKE TOUR Finishes: P1—NIKE Omaha Classic, NIKE Tri-Cities Open; T4 — NIKE Ozarks Open; T8 — NIKE Inland Empire Open

Best Career PGA TOUR Finish: T51 — 1995 U.S. Open

Best 1998 PGA TOUR Finish: Did not play 1998 PGA TOUR

Other Information: In a five-week span collected two more NIKE TOUR titles in 1998 — NIKE Omaha Classic and NIKE Tri-Cities Open...both victories came in playoffs...joined Ted Tryba and Mike Schuchart as the only NIKE TOUR players to win tournaments in three consecutive years...one of five multiple winners on the 1998 NIKE TOUR, joining Joe Ogilvie, Robin Freeman, Charles Raulerson and Bob Burns, who all won twice...did not start the 1998 season well, making the cut in just three of his first 15 events, but made the cut in 10 of his final 11 events of the year...won the 1998 NIKE Omaha Classic, in front of his in-laws (his wife, Blair is from Omaha)...fired a final-round 67 to come from four strokes off the lead and tie friend and house guest Jay Williamson to force a playoff...canned a 28-foot par putt on the first extra hole to avoid losing...eventually won with a par on the fourth extra hole...five weeks later at the NIKE Tri-Cities Open, earned his second win of the year by defeating Brian Bateman with a birdie on the third playoff hole...carded a final-round 65 to come from seven strokes off the lead to tie Bateman, making it the best final-round comeback on the 1998 NIKE TOUR...won the 1997 NIKE Laurel Creek Classic by one stroke over Dennis Paulson...win came on Sunday, and he was married to Blair Lauritzen the next Saturday...first victory came in 1996 NIKE Boise Open...trailed third-round leader Rick Cramer by three strokes and ended up defeating Stewart Cink, Brett Quigley and David Berganio, Jr. by one stroke...Blair caddied for him in Boise victory...winner of 1995 Kansas Open...has played in three U.S. Opens: in 1992 as an amateur, in 1995 and 1997...played Asian Tour in 1995 and 1996...best finishes were fourth place in 1995 China Open and Korea Shinhan Open...NCAA All-American in 1994.

NIKE TOUR CAREER SUMMARY						PLAYOFF RECORD: 2-0			
Year	Events Played	Cuts	1st	2nd	3rd	Top 10	Top 25	Earnings	Rank
1994	1								
1995	1								
1996	12	5	1			2	2	\$53,840	35
1997	24	16	1	1		5	8	\$91,429	19
1998	26	13	2			4	7	\$119,899	16
Total	64	34	4	1		11	17	\$265,168	

PGA TOUR CAREER SUMMARY						PLAYOFF RECORD: 0-0			
Year	Events Played	Cuts	1st	2nd	3rd	Top 10	Top 25	Earnings	Rank
1992(AM.)	1								
1995	1	1						\$5,843	296
1997	1								
Total	3	1						\$5,843	
COMBINED TOTAL MONEY:								\$271,011	

PGA TOUR TOP TOURNAMENT SUMMARY

YEAR	92	95	97
U.S. Open	CUT	T51	CUT

MATT GOGEL...continued

1998 NIKE TOUR STATISTICS


Scoring Average	71.07	(53)
Driving Distance	275.9	(81)
Driving Accuracy Percentage	61.5	(82T)
Total Driving	163	(107T)
Greens in Regulation Pct.	64.1	(94T)
Putting Average	1.769	(27T)
Sand Save Percentage	55.3	(27)
Eagles (Holes per)	270.0	(84)
Birdies Average	3.60	(44T)
All-Around Ranking	492	(64)
Scoring Average Before Cut	71.00	(48T)
Scoring Average 3rd Round	71.38	(88)
Scoring Average Final Round	70.92	(39)
Birdies Conversion %	31.2	(27T)
Par Breakers	20.4	(49T)

MISCELLANEOUS NIKE TOUR STATISTICS

1998 Low Round: 62: 1998 NIKE Carolina Classic/1
 Career Low Round: 62: 1998 NIKE Carolina Classic/1
 Career Largest Paycheck: \$45,000: 2 times, most recent 1998 NIKE Omaha Classic/1

MISCELLANEOUS PGA TOUR STATISTICS

Career Low Round: 70: 1995 U.S. Open Championship/2
 Career Largest Paycheck: \$5,842: 1995 U.S. Open Championship/T51



MATTHEW GOGGIN

Exempt Status: 20th NIKE TOUR Qualifier at 1998 PGA TOUR Qualifying Tournament
Birthdate: June 13, 1974 **Birthplace:** Hobart, Tasmania, Australia
Residence: Hobart, Tasmania, Australia
Height: 6'0" **Weight:** 185
Family: Single
Special Interests: Guitar, movies, music
Turned Professional: 1995

Other Information: Rookie on the 1999 NIKE TOUR...has not played any NIKE TOUR events prior to 1999...missed the cut in the 1998 Sprint International his only PGA TOUR experience...winner of the 1998 Australasian Tour Championship with a birdie on the first playoff hole...finished second at the 1998 Australian Masters...played the European Tour in 1998 and finish tied for second at the Peugeot Open de France two strokes behind Sam Torrance...winner of 1996 Dutch Open on European Tour's Challenge Tour...1995 Amateur of the Year in Australia...1995 Australasian Amateur Champion...his mother was a three-time Australasian Amateur champion.

PGA TOUR CAREER SUMMARY

PLAYOFF RECORD: 0-0

Year	Events Played	Cuts	1st	2nd	3rd	Top 10	Top 25	Earnings	Rank
1998	1								
Total	1								



MARCO GORTANA

Exempt Status: 46th on 1998 NIKE TOUR money list

Birthdate: November 16, 1971 **Birthplace:** Johannesburg, South Africa

Residence: Dallas, TX; plays out of Prestonwood CC

Height: 6'1" **Weight:** 195

Family: Wife, Paige

College: Texas A&M University (1994, Speech Communication)

Special Interests: Sports, movies, tennis

Turned Professional: 1994

Best Career NIKE TOUR Finishes: T3 — 1996 NIKE Tri-Cities Open; 3 — 1998 NIKE Ozarks Open

Best 1998 NIKE TOUR Finishes: 3 — NIKE Ozarks Open; T7 — NIKE Lakeland Classic; T8 — NIKE Omaha Classic; T10 — NIKE Permian Basin Open, NIKE Dakota Dunes Open

Best Career PGA TOUR Finish: 72—1995 Sprint International

Best 1998 PGA TOUR Finish: Did not play 1998 PGA TOUR

Other Information: Member of the NIKE TOUR in 1996 and 1998-99...recorded five top-10 finishes in 1998...posted four top-10 finishes in the month of August...best finish of the season came at the NIKE Ozarks Classic, where he started the final round two-strokes behind the leader and fired a 70 to finish third...posted three top-10 finishes in seven events on the 1997 South African PGA Tour, with his best finishes being ties for fifth in the FNB Players Championship and Alfred Dunhill PGA Championship...All-America selection while at Texas A&M...got his start in golf playing with his father.

NIKE TOUR CAREER SUMMARY

PLAYOFF RECORD: 0-0

Year	Events Played	Cuts	1st	2nd	3rd	Top 10	Top 25	Earnings	Rank
1994	1								
1995	1								
1996	14	6			1	1	1	\$18,330	91
1997	2								
1998	26	15			1	5	9	\$63,006	46
Total	44	21			2	6	10	\$81,336	

PGA TOUR CAREER SUMMARY

PLAYOFF RECORD: 0-0

1995	2	1						\$2,940	321
Total	2	1						\$2,940	
COMBINED TOTAL MONEY:								\$84,276	

1998 NIKE TOUR STATISTICS


Scoring Average	70.88	(39)
Driving Distance	278.2	(64T)
Driving Accuracy Percentage	64.1	(58T)
Total Driving	122	(61T)
Greens in Regulation Pct.	68.3	(25T)
Putting Average	1.790	(62T)
Sand Save Percentage	52.0	(47)
Eagles (Holes per)	291.6	(89)
Birdies Average	3.54	(57T)
All-Around Ranking	441	(53)
Scoring Average Before Cut	70.94	(40)
Scoring Average 3rd Round	69.93	(23)
Scoring Average Final Round	71.60	(67)
Birdies Conversion %	28.8	(78T)
Par Breakers	20.0	(60T)

MISCELLANEOUS NIKE TOUR STATISTICS

1998 Low Round: 62: 1998 NIKE Omaha Classic/2
 Career Low Round: 62: 1998 NIKE Omaha Classic/2
 Career Largest Paycheck: \$18,562: 1998 NIKE Ozarks Open/3

MISCELLANEOUS PGA TOUR STATISTICS

Career Low Round: 70: 1995 LaCantera Texas Open/2
 Career Largest Paycheck: \$2,940: 1995 The Sprint International/72



JEFF GOVE (as in COVE)

Exempt Status: 24th on 1998 NIKE TOUR money list
Birthdate: May 28, 1971 **Birthplace:** Seattle, WA
Residence: Seattle, WA; plays out of Inglewood CC
Height: 6'2" **Weight:** 180
Family: Single
College: Pepperdine University (1993, Business Administration)
Special Interests: All sports, reading, movies
Turned Professional: 1994

NIKE TOUR Victories (1): 1995 NIKE Tri-Cities Open


Best 1998 NIKE TOUR Finishes: 2 — NIKE TOUR Championship; T5 — NIKE Inland Empire Open; T6 — NIKE South Carolina Classic; T10 — NIKE Upstate Classic.

Other Information: Member of NIKE TOUR since 1995...put together a 3-under-par 69 in the final round at the 1998 NIKE TOUR Championship to finish second at 2-under-par 286...his \$39,725 second place check helped him rise from No. 47 to No. 24 on the final 1998 NIKE TOUR money list, gaining exemption into final stage of the 1998 PGA TOUR qualifying tournament...won 1995 NIKE Tri-Cities Open in dramatic fashion, when he nearly became the first player in NIKE TOUR history to win a playoff with a hole-in-one...tee shot on the second playoff hole with Franklin Langham rattled the flagstick and came to rest 18 inches from the cup...won 1995 Washington State Open, which earned him a spot in the 1995 Ernst Championship hosted by Fred Couples...final-round 61 earned second-place finish in that tournament...earnings in those three Washington events totaled more than \$120,000...lost playoff to Jimmy Green at 1996 NIKE Buffalo Open...caddied for John Brodie when the former NFL great won the 1991 Ralphs Senior Classic on the SENIOR PGA TOUR and caddied for Jeff Brehaut when he won 1997 NIKE Mississippi Gulf Coast Classic...his uncle, Mike Gove played the PGA TOUR in 1980-86.

NIKE TOUR CAREER SUMMARY							PLAYOFF RECORD: 1-1		
Year	Events Played	Cuts	1st	2nd	3rd	Top 10	Top 25	Earnings	Rank
1995	27	15	1			2	5	\$60,250	33
1996	28	16		1		3	6	\$51,257	39
1997	19	9				2	6	\$33,132	59
1998	28	20		1		4	14	\$96,502	24
Total	102	60	1	2		11	31	\$241,141	

1998 NIKE TOUR STATISTICS		
Scoring Average	70.49	(15T)
Driving Distance	278.1	(67)
Driving Accuracy Percentage	69.6	(16)
Total Driving	83	(17)
Greens in Regulation Pct.	70.0	(7)
Putting Average	1.794	(68T)
Sand Save Percentage	48.6	(71T)
Eagles (Holes per)	209.3	(67T)
Birdies Average	3.73	(23T)
All-Around Ranking	334	(21)
Scoring Average Before Cut	70.56	(18)
Scoring Average 3rd Round	71.00	(75T)
Scoring Average Final Round	69.60	(4)
Birdies Conversion %	29.6	(58T)
Par Breakers	21.2	(29T)

MISCELLANEOUS NIKE TOUR STATISTICS	
1998 Low Round:	62: 1998 NIKE Miami Valley Open/2
Career Low Round:	62: 1998 NIKE Miami Valley Open/2
Career Largest Paycheck:	\$39,725: 1998 NIKE TOUR Championship/2



KEN GREEN

Exempt Status: 36th NIKE TOUR Qualifier at 1998 PGA TOUR Qualifying Tournament

Birthdate: July 23, 1958

Birthplace: Danbury, CT

Residence: West Palm Beach, FL; plays out of Breakers West

Height: 5'10"

Weight: 175

Family: Kenny (12/19/81), Hunter (9/30/88)

College: Palm Beach Junior College (1993, Business Administration)

Special Interests: Bowling, platform tennis

Turned Professional: 1979

Best Career NIKE TOUR Finish: Never made a cut on NIKE TOUR

Best 1998 NIKE TOUR Finish: Did not make a cut on 1998 NIKE TOUR

PGA TOUR Victories (5): 1985 Buick Open 1986 The International 1988 Canadian Open, Greater Milwaukee Open 1989 KMart Greater Greensboro Open

Best 1998 PGA TOUR Finish: T35— Greater Milwaukee Open

Other Information: Captured five titles since joining the PGA TOUR in 1982...first victory came in 1985 Buick Open...winner of 1985 and 1992 Connecticut Opens, 1985 King Hassan Open (Morocco), 1988 Dunlop Phoenix and 1990 Hong Kong Open...member of 1989 Ryder Cup team...started playing golf at age 12 in Honduras, where his father was principal of the American School and only sport choices were golf or soccer...once described by Johnny Miller as best fairway wood player in game...an avid bowler who rolled 300 game in September 1996.

NIKE TOUR CAREER SUMMARY							PLAYOFF RECORD: 0-2			
Year	Events Played	Cuts	1st	2nd	3rd	Top 10	Top 25	Earnings	Rank	
1998	3									
Total	3									

PGA TOUR CAREER SUMMARY							PLAYOFF RECORD: 0-2			
Year	Events Played	Cuts	1st	2nd	3rd	Top 10	Top 25	Earnings	Rank	
1982	22	7					1	\$11,899	170	
1983	33	19				1	4	\$40,263	114	
1984	34	12				1	2	\$20,160	156	
1985	30	24	1			2	6	\$151,355	52	
1986	31	19	1		1	3	7	\$317,835	16	
1987	27	23		1		4	9	\$273,271	36	
1988	29	21	2	3	1	10	15	\$779,181	4	
1989	27	16	1			1	6	\$304,754	37	
1990	25	20				5	7	\$267,172	54	
1991	29	19			1	5	8	\$263,034	65	
1992	26	18		2		5	9	\$360,397	41	
1993	22	10			1	3	6	\$229,750	75	
1994	28	18				2	5	\$155,156	116	
1995	23	13		1		1	2	\$173,577	108	
1996	30	12				1	3	\$161,663	133	
1997	20	8					2	\$59,602	198	
1998	18	3						\$16,858	253	
Total	454	262	5	7	4	44	92	\$3,585,926	72	
COMBINED TOTAL MONEY:								\$3,585,926		

PGA TOUR TOP TOURNAMENT SUMMARY

YEAR	82	83	84	85	86	87	88	89	90	91	92	93	94	95	96	97
Masters Tournament					44	CUT		T11	CUT	T35						CUT
U.S. Open		CUT	T26	CUT	T61	W/D	T31	T32	T46		W/D	CUT		CUT	T7	CUT
British Open Championship															T49	
PGA Championship					T26	CUT	CUT	W/D		T16	W/D	W/D				
THE PLAYERS Championship			CUT		T33	T24	CUT	T21	T5	T27	DQ	T6	CUT	T61	T73	
THE TOUR Championship							T3									

KEN GREEN...continued

1998 NIKE TOUR STATISTICS

Scoring Average	73.80	(N/A)
Driving Distance	267.3	(N/A)
Driving Accuracy Percentage	72.9	(N/A)
Total Driving		(N/A)
Greens in Regulation Pct.	66.7	(N/A)
Putting Average	1.900	(N/A)
Sand Save Percentage	20.0	(N/A)
Eagles (Holes per)	90.0	(N/A)
Birdies Average	2.20	(N/A)
Scoring Average Before Cut	73.80	(N/A)
Birdies Conversion %	18.3	(N/A)
Par Breakers	13.3	(N/A)

MISCELLANEOUS NIKE TOUR STATISTICS


1998 Low Round: 68: 1998 NIKE Knoxville Open/1
 Career Low Round: 68: 1998 NIKE Knoxville Open/1

1998 PGA TOUR STATISTICS

Scoring Average	72.81	(N/A)
Driving Distance	267.6	(N/A)
Driving Accuracy Percentage	68.0	(N/A)
Total Driving		(N/A)
Greens in Regulation Pct.	59.5	(N/A)
Putting Average	1.830	(N/A)
Sand Save Percentage	54.9	(N/A)
Eagles (Holes per)	306.0	(N/A)
Birdies Average	2.85	(N/A)
Scoring Average Before Cut	73.32	(N/A)
Scoring Average 3rd Round	69.00	(N/A)
Scoring Average Final Round	72.00	(N/A)
Birdies Conversion %	26.6	(N/A)
Par Breakers	16.2	(N/A)

MISCELLANEOUS PGA TOUR STATISTICS

1998 Low Round: 66: 1998 Greater Milwaukee Open/3
 Career Low Round: 61: 1988 Greater Milwaukee Open/3
 Career Largest Paycheck: \$180,000: 2 times, most recent
 1989 KMart Greater Greensboro Open/1



JOEY GULLION (GOOL-yun)

Exempt Status: 21st NIKE TOUR Qualifier at 1998 PGA TOUR Qualifying Tournament
Birthdate: June 9, 1971 **Birthplace:** Gallapolis, OH
Residence: Plano, TX; plays out of Gleneagles CC
Height: 5'11" **Weight:** 165
Family: Single
College: University of Minnesota (1993, Business)
Special Interests: Skiing, basketball, reading
Turned Professional: 1993

Best Career NIKE TOUR Finish: T4 — 1995 NIKE San Jose Open

Best 1998 NIKE TOUR Finish: T5 — NIKE Oregon Classic; T7 — NIKE Boise Open

Best Career PGA TOUR Finish: T5 — 1996 Greater Vancouver Open

Best 1998 PGA TOUR Finish: Did not play 1998 PGA TOUR

Other Information: Medalist by six-strokes (272 total) in the 1998 second stage of Q-School at Deerwood CC in Kingwood, TX...posted two top-10 finishes back-to-back late in the 1998 season...tied for third going into the weekend at NIKE Boise Open, fired 69-69 on the weekend to finish tied for 7th...the next week finished tied for fifth at the NIKE Oregon Classic...Member of PGA TOUR in 1996 and NIKE TOUR in 1994-95 and 1998-99...says his biggest thrill in golf was making the cut in the 1995 U.S. Open at Shinnecock Hills...briefly tied Nick Price for the lead after making a 35-foot birdie putt on the ninth hole of the first round...went on to finish 73rd...All-America selection in 1993 at University of Minnesota...winner of 1993 Porter Cup.

JOEY GULLION...continued

NIKE TOUR CAREER SUMMARY

PLAYOFF RECORD: 0-0

Year	Events Played	Cuts	1st	2nd	3rd	Top 10	Top 25	Earnings	Rank
1993	1								
1994	19	6					2	\$6,358	127
1995	27	14				3	8	\$36,826	52
1996	1								
1997	2								
1998	27	16				2	5	\$37,843	61
Total	77	36				5	15	\$81,027	

PGA TOUR CAREER SUMMARY

PLAYOFF RECORD: 0-0

Year	Events Played	Cuts	1st	2nd	3rd	Top 10	Top 25	Earnings	Rank
1995	1	1						\$2,574	330
1996	30	13				1	2	\$99,849	163
Total	31	14				1	2	\$102,423	

COMBINED TOTAL MONEY:

\$183,450

PGA TOUR TOP TOURNAMENT SUMMARY

YEAR	95	96
U.S. Open	73	T50

1998 NIKE TOUR STATISTICS

Scoring Average	71.29	(71)
Driving Distance	283.3	(28T)
Driving Accuracy Percentage	62.4	(76)
Total Driving	104	(38)
Greens in Regulation Pct.	65.0	(81T)
Putting Average	1.786	(55T)
Sand Save Percentage	54.6	(32)
Eagles (Holes per)	117.7	(16T)
Birdies Average	3.39	(84T)
All-Around Ranking	443	(54)
Scoring Average Before Cut	71.24	(64T)
Scoring Average 3rd Round	70.88	(69T)
Scoring Average Final Round	71.94	(78T)
Birdies Conversion %	29.0	(73T)
Par Breakers	19.7	(70T)

MISCELLANEOUS NIKE TOUR STATISTICS

1998 Low Round: 66: 3 times, most recent 1998 NIKE Boise Open/2
 Career Low Round: 66: 5 times, most recent 1998 NIKE Boise Open/2
 Career Largest Paycheck: \$10,500: 1998 NIKE Boise Open/T7

MISCELLANEOUS PGA TOUR STATISTICS

Career Low Round: 64: 2 times, most recent 1996 Walt Disney World/
 Oldsmobile Classic/1
 Career Largest Paycheck: \$33,900: 1996 Greater Vancouver Open/T5



DONNIE HAMMOND

Exempt Status: 33rd NIKE TOUR Qualifier at 1998 PGA TOUR Qualifying Tournament
Birthdate: April 1, 1957 **Birthplace:** Frederick, MD
Residence: Lake Mary, FL **Height:** 5'10" **Weight:** 170
Family: Wife, Trenny; Matthew William (10/22/86), Brittany Marie (3/8/89), Brooke Haley (11/17/96)
College: Jacksonville University (1979, Psychology)
Special Interests: Astronomy, gardening, baseball
Turned Professional: 1979

PGA TOUR Victories (2): 1986 Bob Hope Classic 1989 Texas Open

Best 1998 PGA TOUR Finish: T22 — Shell Houston Open

Other Information: In winning second PGA TOUR title at 1989 Texas Open, came within one stroke of all-time PGA TOUR scoring record...shot 65-64-65-64—258 to defeat Paul Azinger by seven strokes...the following week, finished second to Tim Simpson at Walt Disney World/Oldsmobile Classic...finished fifth at season-ending Nabisco Championships to cap

DONNIE HAMMOND...continued

best earnings year of career — \$458,751...first TOUR victory came at 1986 Bob Hope Chrysler Classic...after finishing 90 holes at 25-under-par 335, birdied first playoff hole to defeat John Cook...medalist at 1982 Qualifying Tournament played at TPC at Sawgrass...14-stroke margin of victory is a Q-school record...earnings dipped below \$100,000 in 1996 for first time since rookie season of 1983, but finished 16th at Qualifying Tournament to regain status...won 1992 Florida Open...can thank Baltimore Colts for introduction to golf...he and his father would watch Colts practice near their home, then play nearby nine-hole course...charter member of Jacksonville (FL) University Sports Hall of Fame.

PGA TOUR CAREER SUMMARY							PLAYOFF RECORD: 1-0		
Year	Events Played	Cuts	1st	2nd	3rd	Top 10	Top 25	Earnings	Rank
1981	1								
1982	1								
1983	28	19					5	\$41,336	112
1984	27	22					5	\$67,874	87
1985	28	20				4	9	\$102,719	77
1986	21	18	1			4	12	\$254,987	28
1987	26	17				5	7	\$157,480	64
1988	29	23		1		6	10	\$256,010	44
1989	25	21	1	1		4	8	\$458,741	20
1990	24	13				2	7	\$151,811	104
1991	24	14				1	5	\$102,668	135
1992	21	13		1		2	5	\$197,085	77
1993	23	20		1	1	3	11	\$340,432	47
1994	25	19				3	10	\$295,436	61
1995	24	17				1	4	\$141,150	136
1996	21	11				1	3	\$98,455	165
1997	21	12		1		2	5	\$224,799	106
1998	27	18					3	\$141,843	167
Total	396	277	2	5	1	38	109	\$3,032,825	89

TOP TOURNAMENT SUMMARY

YEAR	81	82	83	84	85	86	87	88	89	90	91	92	93	94	95
Masters Tournament						T11	T27			T24	T42				
U.S. Open	CUT	CUT	T60			CUT	T71			CUT		T23			
PGA Championship				T16	T32	T11	T47	T31	CUT	T63			T61	T71	
THE PLAYERS Championship				T20	CUT	W/D	CUT	T36	CUT	CUT			T34	T69	72
THE TOUR Championship									5						

TOP TOURNAMENT SUMMARY


YEAR	97	98
U.S. Open	T77	
THE PLAYERS Championship	CUT	T69

1998 PGA TOUR STATISTICS

Scoring Average	71.52	(124)
Driving Distance	267.6	(121T)
Driving Accuracy Percentage	69.3	(102T)
Total Driving	223	(143T)
Greens in Regulation Pct.	66.7	(52T)
Putting Average	1.784	(86T)
Sand Save Percentage	54.6	(53T)
Eagles (Holes per)	566.0	(187)
Birdies Average	3.32	(98T)
All-Around Ranking	823	(117)
Scoring Average Before Cut	71.29	(90)
Scoring Average 3rd Round	71.33	(108T)
Scoring Average Final Round	72.00	(137T)
Birdies Conversion %	27.7	(119T)
Par Breakers	18.5	(108T)

MISCELLANEOUS PGA TOUR STATISTICS

1998 Low Round: 66: 2 times, most recent 1998 FedEx St. Jude Classic/1
 Career Low Round: 63: 2 times, most recent 1992 H.E.B. Texas Open/2
 Career Largest Paycheck: \$108,000: 2 times, most recent 1989 Texas Open/1



J.J. HENRY

Exempt Status: 15th NIKE TOUR Qualifier at 1998 PGA TOUR Qualifying Tournament
Birthdate: April 2, 1975 **Birthplace:** Bridgeport, CT
Residence: Fairfield, CT; plays out of The Patterson Club
Height: 6'3" **Weight:** 190
Family: Single
College: Texas Christian University (1998, Marketing)
Special Interests: All Sports
Turned Professional: 1998

Best Career PGA TOUR Finish: T56 — 1998 Canon Greater Hartford Open (Amateur)

Best 1998 PGA TOUR Finishes: T56 — Canon Greater Hartford Open (Amateur); T59 — Westin Texas Open

Other Information: Turned professional in the summer of 1998...NIKE TOUR rookie in 1999...has participated in three PGA TOUR events in his career, one as an amateur and two as a professional...1998 *Golfweek*/Taylor Made Co-College Player of the Year...named to the 1998 Palmer Cup team...1998 WAC Player of the Year...WAC Championship tournament medalist...biggest thrill in golf was his hole-in-one on the 17th hole in the last round of the 1998 WAC Championship to win both the team and individual title...individual runner-up at the 1998 NCAA Championships...1998 First-Team All-American...1996 Connecticut Player of the Year...winner of the 1994 and 1995 Connecticut State Amateur...member of the 1995 Stoddard Cup team...was an All-Conference basketball player in high school...brother Kevin is currently a member of the University of Tulsa golf team.

PGA TOUR CAREER SUMMARY

PLAYOFF RECORD: 0-0


Year	Events Played	Cuts	1st	2nd	3rd	Top 10	Top 25	Earnings	Rank
1998(AM.)	1	1							
1998	2	2						\$6,871	299
Total	3	3						\$6,871	

1998 PGA TOUR STATISTICS

Scoring Average	71.32	(N/A)
Driving Distance	283.8	(N/A)
Driving Accuracy Percentage	72.6	(N/A)
Total Driving		(N/A)
Greens in Regulation Pct.	73.6	(N/A)
Putting Average	1.830	(N/A)
Sand Save Percentage	36.4	(N/A)
Birdies Average	3.50	(N/A)
Scoring Average Before Cut	70.33	(N/A)
Scoring Average 3rd Round	71.67	(N/A)
Scoring Average Final Round	71.33	(N/A)
Birdies Conversion %	26.4	(N/A)
Par Breakers	19.4	(N/A)

MISCELLANEOUS PGA TOUR STATISTICS

1998 Low Round: 67: 1998 Westin Texas Open/4
Career Low Round: 67: 1998 Westin Texas Open/4
Career Largest Paycheck: \$3,706: 1998 Westin Texas Open/T59



MARK HENSBY

Exempt Status: 1998 Tournament Winner

Birthdate: June 29, 1971

Birthplace: Melbourne, Australia

Residence: Chicago, IL; plays out of Cog Hill G&CC

Height: 5'8"

Weight: 175

Family: Wife, Jill

Special Interests: Martial arts, movies, hockey

Turned Professional: 1994

NIKE TOUR Victories (1): 1998 NIKE Fort Smith Classic

Best 1998 NIKE TOUR Finishes: 1—NIKE Fort Smith Classic; T7 — NIKE Dakota Dunes Open; T9 — NIKE Shreveport Open; T10 — NIKE Permian Basin Open

Best Career PGA TOUR Finish: T41—1996 Quad City Classic

Best 1998 PGA TOUR Finish: Did not play 1998 PGA TOUR

Other Information: Shot final round 65, with birdies on four of his first six holes, to defeat Woody Austin by two strokes and earn his first NIKE TOUR title at last year's inaugural NIKE Fort Smith Classic...winning score of 20-under-par 260 was the lowest winning score of the 1998 season...recorded Hardscrabble CC course record of 8-under-par 62 in the second round at Fort Smith...carded four under-par scores for a 10-under-par 278 total to finish tied for seventh at the 1998 NIKE Dakota Dunes Open...tied the Center Valley Course record of 64 in the second round of the NIKE Lehigh Valley Open...member of NIKE TOUR 1997-99...has played in three career PGA TOUR events, with a tie for 41st in the 1996 Quad City Classic being his best finish...winner of numerous tournaments, including the 1996 Illinois Open by eight strokes...winner of 1994 Illinois State Amateur...also has victories in the Ted Rhodes Classic, Elks Open and two mini-tour events in South Florida.

NIKE TOUR CAREER SUMMARY							PLAYOFF RECORD: 0-0		
Year	Events Played	Cuts	1st	2nd	3rd	Top 10	Top 25	Earnings	Rank
1997	17	11					4	\$16,401	100
1998	25	12	1			4	6	\$75,359	33
Total	42	23	1			4	10	\$91,761	

PGA TOUR CAREER SUMMARY							PLAYOFF RECORD: 0-0		
1995	1								
1996	1	1						\$3,799	332
1997	1							\$3,799	
Total	3	1						\$95,559	

COMBINED TOTAL MONEY:

1998 NIKE TOUR STATISTICS		
Scoring Average	71.41	(74)
Driving Distance	282.1	(35)
Driving Accuracy Percentage	61.4	(84T)
Total Driving	119	(59T)
Greens in Regulation Pct.	66.2	(56T)
Putting Average	1.794	(68T)
Sand Save Percentage	52.6	(42)
Eagles (Holes per)	166.5	(46)
Birdies Average	3.53	(59)
All-Around Ranking	464	(57)
Scoring Average Before Cut	71.68	(92T)
Scoring Average 3rd Round	70.17	(32T)
Scoring Average Final Round	71.50	(60T)
Birdies Conversion %	29.6	(58T)
Par Breakers	20.2	(56T)

MISCELLANEOUS NIKE TOUR STATISTICS		
1998 Low Round:	62:	1998 NIKE Fort Smith Classic/3
Career Low Round:	62:	1998 NIKE Fort Smith Classic/3
Career Largest Paycheck:	\$40,500:	1998 NIKE Fort Smith Classic/1


MISCELLANEOUS PGA TOUR STATISTICS		
Career Low Round:	68:	1996 Quad City Classic/1
Career Largest Paycheck:	\$3,798:	1996 Quad City Classic/T41



RYAN HIETALA

Exempt Status: 40th NIKE TOUR Qualifier at 1998 PGA TOUR Qualifying Tournament
Birthdate: November 8, 1973 **Birthplace:** Bellingham, WA
Residence: El Paso, TX; plays out of El Paso CC
Height: 6'4" **Weight:** 230
Family: Single
College: University of Texas— El Paso (1997, Criminal Justice)
Special Interests: Music, all sports
Turned Professional: 1997

Other Information: Rookie on the 1999 NIKE TOUR...no experience on the NIKE TOUR or the PGA TOUR prior to the 1999 season...two-time All-American at UTEP...1995 WAC Player of the Year...three time All-WAC selection.



RYAN HOWISON

Exempt Status: 22nd on 1998 NIKE TOUR money list
Birthdate: December 26, 1966 **Birthplace:** Columbus, OH
Residence: West Palm Beach, FL; plays out of Addison Reserve
Height: 5'10" **Weight:** 180
Family: Single
College: University of North Carolina (1989, Business Administration)
Special Interests: Snow skiing, baseball
Turned Professional: 1990

NIKE TOUR Victories (1): 1997 NIKE Lakeland Classic

Best 1998 NIKE TOUR Finishes: P2 — NIKE Knoxville Open, NIKE Dakota Dunes Open; T2 — NIKE Miami Valley Open; T9 — NIKE TOUR Championship.

Best Career PGA TOUR Finish: T38 — 1995 Canon Greater Hartford Open

Best 1998 PGA TOUR Finish: T57 — Honda Classic

Other Information: Member of the PGA TOUR in 1995 and the NIKE TOUR since 1996...earned his first career NIKE TOUR victory in the 1997 season-opening NIKE Lakeland Classic by three strokes over Mark Carnevale...had three runner-up finishes in 1998, including playoff losses at the NIKE Knoxville Open and the NIKE Dakota Dunes Open...fired rounds of 68-66-67-69 to force a playoff with eventual winner Robin Freeman at NIKE Knoxville Open...winner of 1993 Bahamas Lucaya Pro-Am and 1994 Benson & Hedges Trinidad & Tobago Open...earned non-exempt card for 1995 PGA TOUR at 1994 Qualifying Tournament...status allowed him only 19 PGA TOUR events, filled balance of 1995 with 11 NIKE TOUR events...member of college baseball team, played in 1989 College World Series as a third baseman...won College Scholar-Athlete Award in 1989 at North Carolina...did not play college golf...says he decided to pursue a golf career the day after the 1989 College World Series...has twice undergone shoulder surgery due to baseball injury.

NIKE TOUR CAREER SUMMARY

PLAYOFF RECORD: 0-2

Year	Events Played	Cuts	1st	2nd	3rd	Top 10	Top 25	Earnings	Rank
1993	1								
1995	11	7				1	2	\$17,876	93
1996	25	11				2	2	\$14,148	102
1997	23	7	1			1	1	\$39,298	52
1998	27	15		3		4	6	\$100,477	22
Total	87	40	1	3		8	11	\$171,798	

PGA TOUR CAREER SUMMARY

PLAYOFF RECORD: 0-0

Year	Events Played	Cuts	Earnings	Rank
1995	19	4	\$11,078	255
1998	1	1	\$3,996	325
Total	20	5	\$15,074	

COMBINED TOTAL MONEY:

\$186,872

RYAN HOWISON...continued

1998 NIKE TOUR STATISTICS

Scoring Average	70.93	(42T)
Driving Distance	268.6	(111)
Driving Accuracy Percentage	66.1	(43T)
Total Driving	154	(98)
Greens in Regulation Pct.	65.1	(80)
Putting Average	1.753	(12)
Sand Save Percentage	52.3	(45T)
Eagles (Holes per)	213.4	(69T)
Birdies Average	3.67	(33T)
All-Around Ranking	435	(52)
Scoring Average Before Cut	70.98	(43T)
Scoring Average 3rd Round	70.47	(44T)
Scoring Average Final Round	71.27	(51)
Birdies Conversion %	31.4	(22T)
Par Breakers	20.9	(34T)

MISCELLANEOUS NIKE TOUR STATISTICS


1998 Low Round: 64: 1998 NIKE Miami Valley Open/1
 Career Low Round: 63: 1997 NIKE Puget Sound Open/2
 Career Largest Paycheck: \$36,000: 1997 NIKE Lakeland Classic/1

1998 PGA TOUR STATISTICS

Scoring Average	72.08	(N/A)
Driving Distance	267.1	(N/A)
Driving Accuracy Percentage	67.9	(N/A)
Total Driving		(N/A)
Greens in Regulation Pct.	66.7	(N/A)
Putting Average	1.750	(N/A)
Sand Save Percentage	61.5	(N/A)
Birdies Average	3.25	(N/A)
Scoring Average Before Cut	70.50	(N/A)
Scoring Average 3rd Round	71.00	(N/A)
Scoring Average Final Round	74.00	(N/A)
Birdies Conversion %	27.1	(N/A)
Par Breakers	18.1	(N/A)

MISCELLANEOUS PGA TOUR STATISTICS

1998 Low Round: 70: 1998 Honda Classic/1
 Career Low Round: 67: 2 times, most recent 1995 Canon Greater Hartford Open/3
 Career Largest Paycheck: \$4,920: 1995 Canon Greater Hartford Open/T38



Ed HUMENIK (HEW-muh-nik)

Exempt Status: 48th NIKE TOUR Qualifier at 1998 PGA TOUR Qualifying Tournament
Birthdate: June 29, 1959 **Birthplace:** Detroit, MI
Residence: Stuart, FL; plays out of Willoughby GC
Height: 5'10" **Weight:** 210
Family: Wife, Lori; Nancy Audrey (9/24/84), Eddie, Jr. (5/10/89)
College: University of Michigan (1982, Education)
Special Interests: Basketball, fishing
Turned Professional: 1983

NIKE TOUR Victories (2): 1990 Macon Open, Santa Rosa Open

Best 1998 NIKE TOUR Finish: Did not make a cut on 1998 NIKE TOUR

Best Career PGA TOUR Finish: T2 — 1994 Kmart Greater Greensboro Open

Best 1998 PGA TOUR Finish: Did not play 1998 PGA TOUR

Other Information: Member of the NIKE TOUR (then Ben Hogan Tour) during inaugural season of 1990...finished fifth on Ben Hogan Tour money list in 1990, earning PGA TOUR exempt status for 1991...member of the PGA TOUR 1989 and 1991-95...after Monday qualifying, won the 1990 Macon Open and then Santa Rosa Open...led the PGA TOUR in driving distance in 1989 with average of 280.9 yards per drive, but failed to keep his card...named Michigan Player of the Year in 1988, won Michigan Open and Michigan Match Play...1982 U.S. Amateur quarterfinalist.

Ed HUMENIK...continued

NIKE TOUR CAREER SUMMARY								PLAYOFF RECORD: 0-0	
Year	Events Played	Cuts	1st	2nd	3rd	Top 10	Top 25	Earnings	Rank
1990	21	16	2	2	1	8	9	\$78,753	5
1996	2								
1997	3								
1998	1								
Total	27	16	2	2	1	8	9	\$78,753	

PGA TOUR CAREER SUMMARY								PLAYOFF RECORD: 0-0	
Year	Events Played	Cuts	1st	2nd	3rd	Top 10	Top 25	Earnings	Rank
1987	1								
1989	30	11					3	\$46,384	168
1990	2								
1991	33	14				2	3	\$124,497	121
1992	32	18				1	7	\$149,337	100
1993	31	18				3	4	\$152,562	105
1994	31	14		1		1	2	\$168,332	108
1995	32	11					3	\$78,150	172
1996	6	1					1	\$13,508	260
1997	1								
Total	199	87		1		7	23	\$732,769	


COMBINED TOTAL MONEY: \$811,523

PGA TOUR TOP TOURNAMENT SUMMARY							
YEAR	89	91	92	93	94	95	97
U.S. Open	T67	T31			T62		CUT
THE PLAYERS Championship			T21	CUT	CUT	CUT	

1998 NIKE TOUR STATISTICS		
Scoring Average	70.50	(N/A)
Driving Distance	277.3	(N/A)
Driving Accuracy Percentage	64.3	(N/A)
Total Driving		(N/A)
Greens in Regulation Pct.	66.7	(N/A)
Putting Average	1.792	(N/A)
Birdies Average	3.00	(N/A)
Scoring Average Before Cut	70.50	(N/A)
Birdies Conversion %	25.0	(N/A)
Par Breakers	16.7	(N/A)

MISCELLANEOUS NIKE TOUR STATISTICS	
1998 Low Round:	67: 1998 NIKE South Florida Open/2
Career Low Round:	66: 4 times, most recent 1990 Santa Rosa Open/2
Career Largest Paycheck:	\$20,000: 2 times, most recent 1990 Santa Rosa Open/1

MISCELLANEOUS PGA TOUR STATISTICS	
Career Low Round:	63: 2 times, most recent 1995 Walt Disney World/Oldsmobile Classic/2
Career Largest Paycheck:	\$112,000: 1994 Kmart Greater Greensboro Open/T2



TRIPP ISENHOUR (EYE-zen-our)

Exempt Status: 46th NIKE TOUR Qualifier at 1998 PGA TOUR Qualifying Tournament
Birthdate: April 6, 1968 **Birthplace:** Salisbury, NC
Residence: Orlando, FL; plays out of Grand Cypress
Height: 5'11" **Weight:** 185
Family: Wife, Kelly Lynn
College: Georgia Tech University (1990, Industrial Management)
Special Interests: Gourmet cooking
Turned Professional: 1990

Best Career NIKE TOUR Finish: T7 — 1994 NIKE Carolina Classic

Best 1998 NIKE TOUR Finish: T19 — NIKE Shreveport Open

Best Career PGA TOUR Finish: T59 — 1994 BellSouth Classic


Best 1998 PGA TOUR Finish: Did not play 1998 PGA TOUR

Other Information: Non-exempt member of the NIKE TOUR in 1996...participated in the 1998 Subaru Sarazen World Open, an unofficial money event where he tied for 45th...tied for 10th at the 1997 NIKE Ozarks Open...in 1996 on the NIKE TOUR played in five events and made four cuts, including in a tie for seventh at the NIKE Carolina Classic...in 1994 BellSouth Classic, the only official PGA TOUR he has played, tied for 59th...winner of the 1998 Trinidad & Tobago Open...winner, 1998 Kansas Open...All-American selection in 1990 at Georgia Tech University.

NIKE TOUR CAREER SUMMARY										PLAYOFF RECORD: 0-0	
Year	Events Played	Cuts	1st	2nd	3rd	Top 10	Top 25	Earnings	Rank		
1992	2										
1993	1										
1994	2	2									
1996	18	4				1	1	\$7,440	119		
1997	5	4					1	\$4,253	166		
1998	8	4				1	2	\$8,445	133		
Total	36	14					4	\$7,923	138		
									2	8	\$28,061
PGA TOUR CAREER SUMMARY										PLAYOFF RECORD: 0-0	
1994	1	1									
Total	1	1						\$2,604	300		
COMBINED TOTAL MONEY:										\$2,604	
										\$30,665	

1998 NIKE TOUR STATISTICS		
Scoring Average	71.26	(N/A)
Driving Distance	275.2	(N/A)
Driving Accuracy Percentage	66.3	(N/A)
Total Driving		(N/A)
Greens in Regulation Pct.	69.1	(N/A)
Putting Average	1.780	(N/A)
Sand Save Percentage	34.5	(N/A)
Eagles (Holes per)	414.0	(N/A)
Birdies Average	3.70	(N/A)
Scoring Average Before Cut	70.94	(N/A)
Scoring Average 3rd Round	71.50	(N/A)
Scoring Average Final Round	71.75	(N/A)
Birdies Conversion %	29.7	(N/A)
Par Breakers	20.8	(N/A)

MISCELLANEOUS NIKE TOUR STATISTICS	
1998 Low Round:	65: 1998 NIKE St. Louis Golf Classic/2
Career Low Round:	65: 2 times, most recent 1998 NIKE St. Louis Golf Classic/2
Career Largest Paycheck:	\$7,000: 1994 NIKE Carolina Classic/T7
MISCELLANEOUS PGA TOUR STATISTICS	
Career Low Round:	71: 1994 BellSouth Classic/2
Career Largest Paycheck:	\$2,604: 1994 BellSouth Classic/T59



ERIC JOHNSON

Exempt Status: 1998 Tournament Winner

Birthdate: October 11, 1962

Birthplace: Seaside, OR

Residence: Eugene, OR; plays out of Shadow Hills CC

Height: 6'1"

Weight: 185

Family: Wife, Suzie

College: University of Oregon (1982, Economics)

Special Interests: Hunting, cooking, fly fishing

Turned Professional: 1983

NIKE TOUR Victories (2): 1996 NIKE Knoxville Open 1998 NIKE South Florida Classic

Best 1998 NIKE TOUR Finishes: 1 — NIKE South Florida Classic; T2 — NIKE Dominion Open; T3 — NIKE Omaha Classic; T6 — NIKE Upstate Classic

Best Career PGA TOUR Finish: T12 — 1997 GTE Byron Nelson Classic

Best 1998 PGA TOUR Finish: Did not play 1998 PGA TOUR

Other Information: Final-round 67 earned him an emotional two-stroke victory over rookie Chris Riley at the 1998 NIKE South Florida Classic...the night before the South Florida Classic began, learned that his father had inoperable cancer...he dedicated the win, his second on the NIKE TOUR, to his dad...set the Palm-Aire CC (Palm) course record with a 7-under-par 63 in the third round...finished two strokes behind champion Bob Burns at the NIKE Dominion Open to tie for second...fired a 66 on Sunday at the 1998 NIKE Omaha Classic to tie for third...member of NIKE TOUR in 1995-96 and 1998-99...member of PGA TOUR in 1997...earned 1997 PGA TOUR membership by finishing 10th on 1996 NIKE TOUR money list, edging Brent Geiberger by \$112 for final spot...winner of 1996 NIKE Knoxville Open...winner of 1980 U.S. Junior Championship...successful mini-tour player, at one point was the all-time leader in career earnings and victories on T.C. Jordan Tour...All-America selection in 1982...considered becoming a fishing guide if his golf career faltered.

NIKE TOUR CAREER SUMMARY								PLAYOFF RECORD: 0-0	
Year	Events Played	Cuts	1st	2nd	3rd	Top 10	Top 25	Earnings	Rank
1991	1	1					1	\$1,176	213
1992	4	2						\$1,641	205
1993	11	4			1	2	2	\$16,223	89
1995	28	17			1	4	5	\$45,639	46
1996	27	15	1	1		7	13	\$103,929	10
1997	3	3				1	2	\$7,663	139
1998	25	15	1	1	1	4	5	\$91,598	26
Total	99	57	2	2	3	18	28	\$267,868	

PGA TOUR CAREER SUMMARY								PLAYOFF RECORD: 0-0	
Year	Events Played	Cuts	1st	2nd	3rd	Top 10	Top 25	Earnings	Rank
1991	1								
1993	2	1						\$1,880	319
1994	1								
1997	30	11					2	\$92,091	171
Total	34	12					2	\$93,971	

COMBINED TOTAL MONEY: \$361,840

PGA TOUR TOP TOURNAMENT SUMMARY

YEAR	91	94
U.S. Open	CUT	CUT

ERIC JOHNSON...continued

1998 NIKE TOUR STATISTICS


Scoring Average	71.54	(85T)
Driving Distance	273.3	(93T)
Driving Accuracy Percentage	59.9	(94)
Total Driving	187	(117)
Greens in Regulation Pct.	63.4	(103)
Putting Average	1.794	(68T)
Sand Save Percentage	57.0	(21T)
Eagles (Holes per)	200.6	(62)
Birdies Average	3.55	(55T)
All-Around Ranking	581	(87)
Scoring Average Before Cut	71.86	(103)
Scoring Average 3rd Round	70.47	(44T)
Scoring Average Final Round	71.40	(56T)
Birdies Conversion %	31.1	(30T)
Par Breakers	20.2	(56T)

MISCELLANEOUS NIKE TOUR STATISTICS

1998 Low Round: 63: 1998 NIKE South Florida Open/3
 Career Low Round: 63: 1998 NIKE South Florida Open/3
 Career Largest Paycheck: \$40,500: 1998 NIKE South Florida Open/1

MISCELLANEOUS PGA TOUR STATISTICS

Career Low Round: 64: 1997 Canon Greater Hartford Open/1
 Career Largest Paycheck: \$33,171: 1997 GTE Byron Nelson Classic/T12



JEFF JULIAN (JEWEL-yun)

Exempt Status: 31st on 1998 NIKE TOUR money list
 Birthdate: July 29, 1961 Birthplace: Portland, ME
 Residence: Hartland, VT; plays out of The Quechee Club
 Height: 6'2" Weight: 195
 Family: Wife, Hillie Lutter; Keegan (9/22/90)
 College: Clemson University
 Special Interests: Family, golf course design
 Turned Professional: 1986

NIKE TOUR Victories (1): 1997 NIKE Dominion Open

Best 1998 NIKE TOUR Finishes: 3 — NIKE Lakeland Classic; T3 — NIKE Carolina Classic; T7 — NIKE Dakota Dunes Open, NIKE TOUR Championship

Best Career PGA TOUR Finish: T16 — 1996 Buick Classic

Best 1998 PGA TOUR Finish: Did not play on 1998 PGA TOUR

Other Information: Member of PGA TOUR in 1996 and NIKE TOUR in 1990 and 1997-99...posted four top-10 finishes, including two third place finishes in 1998...opened season with a bang, firing four scores in the 60s to finish third at the NIKE Lakeland Classic...carded 65-68 on the weekend to tie for third at the NIKE Carolina Classic...earned his first career NIKE TOUR title by one stroke over Bobby Wadkins at 1997 NIKE Dominion Open...the week before, at the NIKE Carolina Classic, recorded the biggest round-to-round comeback in the history of the NIKE TOUR...after opening with a 10-over-par 82 in the first round, came back with a Prestonwood CC course-record 9-under-par 63, a turnaround of 19 strokes...winner of 1995 New England Open...named 1993 and 1995 Vermont PGA Player of the Year...birdied three of final four holes at 1995 Qualifying Tournament to earn 1996 PGA TOUR membership...holed shot from fairway for eagle during second round of 1995 U.S. Open at Shinnecock Hills.

JEFF JULIAN...continued

NIKE TOUR CAREER SUMMARY

PLAYOFF RECORD: 0-0

Year	Events Played	Cuts	1st	2nd	3rd	Top 10	Top 25	Earnings	Rank
1990	13	3					1	\$2,705	152
1991	2	1						\$730	263
1996	1	1			1	1	1	\$18,125	92
1997	24	10	1			2	4	\$55,638	39
1998	25	14			2	5	8	\$78,736	31
Total	65	29	1		3	8	14	\$155,934	

PGA TOUR CAREER SUMMARY

PLAYOFF RECORD: 0-0

Year	Events Played	Cuts	1st	2nd	3rd	Top 10	Top 25	Earnings	Rank
1988	1								
1990	1								
1995	1								
1996	26	9					2	\$55,602	193
Total	29	9					2	\$55,602	

COMBINED TOTAL MONEY:

\$211,536

PGA TOUR TOP TOURNAMENT SUMMARY

YEAR	90	95	96
U.S. Open	CUT	CUT	CUT

1998 NIKE TOUR STATISTICS

Scoring Average	71.12	(57T)
Driving Distance	273.0	(97)
Driving Accuracy Percentage	61.4	(84T)
Total Driving	181	(114)
Greens in Regulation Pct.	61.6	(112)
Putting Average	1.749	(9)
Sand Save Percentage	54.7	(31)
Eagles (Holes per)	175.5	(51)
Birdies Average	3.67	(33T)
All-Around Ranking	474	(60)
Scoring Average Before Cut	71.36	(72T)
Scoring Average 3rd Round	70.93	(73)
Scoring Average Final Round	70.43	(17)
Birdies Conversion %	33.1	(6T)
Par Breakers	20.9	(34T)

MISCELLANEOUS NIKE TOUR STATISTICS

1998 Low Round: 65: 3 times, most recent 1998 NIKE Carolina Classic/3
 Career Low Round: 63: 2 times, most recent 1997 NIKE Puget Sound Open/2
 Career Largest Paycheck: \$40,500: 1997 NIKE Dominion Open/1

MISCELLANEOUS PGA TOUR STATISTICS

Career Low Round: 66: 2 times, most recent 1996 Michelob
 Championship at Kingsmill/1
 Career Largest Paycheck: \$18,600: 1996 Buick Classic/T16



CRAIG KANADA (kuh-NAH-da)

Exempt Status: 44th on 1998 NIKE TOUR money list

Birthdate: October 2, 1968

Birthplace: Portland, OR

Residence: The Woodlands, TX

Height: 5'9"

Weight: 155

Family: Wife, Brooke; David Andrew (5/15/97)

College: Ohio State University (1991, International Business)

Special Interest: My Family

Turned Professional: 1991

Best Career NIKE TOUR Finishes: T2 — 1995 NIKE Boise Open, 1996 NIKE Wichita Open, 1998 NIKE South Carolina Classic

Best 1998 NIKE TOUR Finishes: T2 — NIKE South Florida Classic, T5 — NIKE Knoxville Open; T6 — NIKE Cleveland Open

Best Career PGA TOUR Finish: T28—1997 BellSouth Classic

Best 1998 PGA TOUR Finish: Did not play 1998 PGA TOUR

CRAIG KANADA...continued

Other Information: Member of the PGA TOUR in 1997 and the NIKE TOUR in 1994-96 and 1998-99...matched his career-best finish when he tied for second at the 1998 NIKE South Carolina Classic...has finished runner-up two other times on the NIKE TOUR: 1995 NIKE Boise Open and 1996 NIKE Wichita Open...tied the Three Ridges GC course record with a 9-under-par 63 in the opening round of the 1998 NIKE Knoxville Open...best NIKE TOUR earnings year was 1998 with \$64,423...winner of the 1990 Western Amateur and 1991 Pacific Northwest Amateur...second-round 61 in 1994 NIKE Miami Valley Open equaled low round of the year on the NIKE TOUR, and at the time was course record at Heatherwoode GC.

NIKE TOUR CAREER SUMMARY							PLAYOFF RECORD: 0-0		
Year	Events Played	Cuts	1st	2nd	3rd	Top 10	Top 25	Earnings	Rank
1991	3	1						\$565	298
1992	3								
1994	26	16			1	5	9	\$56,516	29
1995	27	17		1		4	8	\$57,299	37
1996	25	12		1		3	5	\$45,468	46
1997	2								
1998	25	16		1		3	7	\$64,423	44
Total	111	62		3	1	15	29	\$224,271	
PGA TOUR CAREER SUMMARY							PLAYOFF RECORD: 0-0		
1991(AM.)	1								
1992	1								
1993	1								
1994	1								
1995	1	1						\$2,220	347
1997	23	5						\$25,125	234
Total	28	6						\$27,345	
COMBINED TOTAL MONEY:							\$251,617		

1998 NIKE TOUR STATISTICS

Scoring Average	70.94	(44T)
Driving Distance	275.6	(83)
Driving Accuracy Percentage	62.5	(74T)
Total Driving	157	(101)
Greens in Regulation Pct.	66.3	(55)
Putting Average	1.750	(10)
Sand Save Percentage	56.4	(24)
Eagles (Holes per)	145.8	(33)
Birdies Average	3.64	(38T)
All-Around Ranking	361	(28T)
Scoring Average Before Cut	71.14	(57T)
Scoring Average 3rd Round	70.94	(74)
Scoring Average Final Round	70.38	(15)
Birdies Conversion %	30.5	(45T)
Par Breakers	20.9	(34T)

MISCELLANEOUS NIKE TOUR STATISTICS

1998 Low Round: 63: 1998 NIKE Knoxville Open/1
 Career Low Round: 61: 1994 NIKE Miami Valley Open/2
 Career Largest Paycheck: \$24,500: 1995 NIKE Boise Open/T2

MISCELLANEOUS PGA TOUR STATISTICS

Career Low Round: 64: 1997 Deposit Guaranty Golf Classic/1
 Career Largest Paycheck: \$9,975: 1997 BellSouth Classic/T28



JOHN KERNOHAN

Exempt Status: 39th on 1998 NIKE TOUR money list

Birthdate: May 18, 1964

Birthplace: Lexington, KY

Residence: Bowling Green, KY; plays out of Bowling Green CC

Height: 6'3"

Weight: 195

Family: Wife, Frederica; Samuel (10/7/97)

College: Indiana University (1987, Accounting)

Special Interests: Reading, dogs, fly fishing

Turned Professional: 1987

Best Career NIKE TOUR Finish: 2 — 1990 South Texas Open

Best 1998 NIKE TOUR Finishes: 3 — NIKE Fort Smith Classic; T6 — NIKE Upstate Classic, NIKE South Carolina Classic; T10 — NIKE Hershey Open, NIKE Tri-Cities Open

Best Career PGA TOUR Finish: T38 — 1997 British Open

Best 1998 PGA TOUR Finish: Did not play 1998 PGA TOUR

Other Information: Missed only one tournament in 1998, the NIKE Cleveland Open, and played on the weekend in 23 of the 29 tournaments...had a streak of 24 of 25 even-par or better rounds, including 13 straight, beginning at the NIKE Omaha Classic...tied the Hardscrabble CC course record of 8-under-par 62 in the third round at NIKE Fort Smith Classic...posted top-10 finishes in the first two NIKE TOUR events he played in...tied for eighth in the 1990 Yuma Open and in second place at the South Texas Open, the next tournament on the schedule...has played for years on the Asian Tour...winner of the 1996 Singapore Open...winner 1996 Hugo Boss Foursomes (with Paul Foley) in Indonesia...winner 1990 Nike Challenge, 1993 Kentucky Derby Festival, 1994 Aberdeen Classic, Danville Pro-Am and Madison Invitational...medalist at 1995 Asian Tour Qualifying tournament...says his biggest thrill in golf was putting out on the 18th green during the final round of 1997 British Open, where he tied for 38th...traveled the NIKE TOUR and mini-tours in 1971 and 1987 Volkswagen campers...has a Great Dane named Otis that weighs 140 pounds.

NIKE TOUR CAREER SUMMARY								PLAYOFF RECORD: 0-0		
Year	Events Played	Cuts	1st	2nd	3rd	Top 10	Top 25	Earnings	Rank	
1990	18	9		1		5	7	\$22,443	44	
1991	4	2				1	1	\$7,138	115	
1992	1									
1993	1									
1994	1	1						\$900	227	
1998	29	23			1	5	10	\$71,145	39	
Total	54	35		1	1	11	18	\$101,626		

PGA TOUR CAREER SUMMARY								PLAYOFF RECORD: 0-0		
Year	Events Played	Cuts	1st	2nd	3rd	Top 10	Top 25	Earnings	Rank	
1997	1	1						\$12,650	258	
Total	1	1						\$12,650		
COMBINED TOTAL MONEY:								\$114,276		

PGA TOUR TOP TOURNAMENT SUMMARY

YEAR 97

British Open Championship T38

1998 NIKE TOUR STATISTICS

Scoring Average	70.82	(37)
Driving Distance	285.6	(21)
Driving Accuracy Percentage	58.6	(103)
Total Driving	124	(64T)
Greens in Regulation Pct.	66.4	(53T)
Putting Average	1.790	(62T)
Sand Save Percentage	56.7	(23)
Eagles (Holes per)	231.8	(74)
Birdies Average	3.65	(36T)
All-Around Ranking	409	(41)
Scoring Average Before Cut	70.83	(35T)
Scoring Average 3rd Round	70.17	(32T)
Scoring Average Final Round	71.35	(52)
Birdies Conversion %	30.5	(45T)
Par Breakers	20.7	(41T)

MISCELLANEOUS NIKE TOUR STATISTICS

1998 Low Round: 62: 1998 NIKE Fort Smith Classic/3
 Career Low Round: 62: 1998 NIKE Fort Smith Classic/3
 Career Largest Paycheck: \$18,562: 1998 NIKE Fort Smith Classic/3

MISCELLANEOUS PGA TOUR STATISTICS

Career Low Round: 68: 1997 British Open Championship/4
 Career Largest Paycheck: \$12,650: 1997 British Open Championship/T38



JEFF KLEIN

Exempt Status: 50th NIKE TOUR Qualifier at 1998 PGA TOUR Qualifying Tournament
Birthdate: May 31, 1958 **Birthplace:** Lincoln, NE
Residence: Mitchell, NE
Height: 5'11" **Weight:** 175
Family: Single
College: University of Nebraska
Special Interests: Hunting, fishing
Turned Professional: 1983

Best Career NIKE TOUR Finish: T6 — 1992 Utah Classic

Best 1998 NIKE TOUR Finish: T37 — NIKE Monterrey Open

Best Career PGA TOUR Finish: T69 — 1990 H-E-B Texas Open

Best 1998 PGA TOUR Finish: Did not play 1998 PGA TOUR

Other Information: Member of NIKE TOUR in 1991-92, 1994 and 1997-98...made the cut in four of six 1998 NIKE TOUR events with his best finish a T37 at NIKE Monterrey Open...finished No. 174 on money list with \$3,454...career-best finish is a T6 at 1992 Utah Classic...winner of 1993 Baja Mexico Open and various state opens...has made nine career holes-in-one...says his biggest thrill in golf was playing in 1983 U.S. Open at Oakmont CC, despite missing the cut

NIKE TOUR CAREER SUMMARY							PLAYOFF RECORD: 0-0		
Year	Events Played	Cuts	1st	2nd	3rd	Top 10	Top 25	Earnings	Rank
1991	16	6					1	\$4,697	135
1992	12	7				1	2	\$8,981	112
1994	15	7				1	4	\$13,195	91
1997	7	3						\$1,649	200
1998	6	4						\$3,454	174
Total	56	27				2	7	\$31,976	

PGA TOUR CAREER SUMMARY							PLAYOFF RECORD: 0-0		
Year	Events Played	Cuts	1st	2nd	3rd	Top 10	Top 25	Earnings	Rank
1983	1								
1989	1								
1990	2	1						\$1,608	291
1991	2								
Total	6	1						\$1,608	
COMBINED TOTAL MONEY:								\$33,584	

PGA TOUR TOP TOURNAMENT SUMMARY

YEAR 83
U.S. Open CUT

1998 NIKE TOUR STATISTICS

Scoring Average ----- 71.50 (N/A)
 Driving Distance ----- 271.0 (N/A)
 Driving Accuracy Percentage --- 73.4 (N/A)
 Total Driving ----- (N/A)
 Greens in Regulation Pct. ----- 67.5 (N/A)
 Putting Average ----- 1.807 (N/A)
 Sand Save Percentage ----- 37.9 (N/A)
 Eagles (Holes per) ----- 360.0 (N/A)
 Birdies Average ----- 2.70 (N/A)
 Scoring Average Before Cut ----- 71.08 (N/A)
 Scoring Average 3rd Round ----- 70.75 (N/A)
 Scoring Average Final Round -- 73.50 (N/A)
 Birdies Conversion % ----- 22.2 (N/A)
 Par Breakers ----- 15.3 (N/A)

MISCELLANEOUS NIKE TOUR STATISTICS

1998 Low Round: 67: 1998 NIKE Carolina Classic/3
 Career Low Round: 66: 1994 NIKE Miami Valley Open/3
 Career Largest Paycheck: \$4,987: 1994 NIKE Knoxville Open/T7

MISCELLANEOUS PGA TOUR STATISTICS

Career Low Round: 66: 2 times, most recent 1990 H.E.B. Texas Open/3
 Career Largest Paycheck: \$1,608: 1990 H.E.B. Texas Open/T69



STEVE LAMONTAGNE (*luh-mahn-TANE*)

Exempt Status: 48th on 1998 NIKE TOUR money list
Birthdate: June 27, 1965 **Birthplace:** Izmir, Turkey
Residence: Melbourne, FL; plays out of Suntree CC
Height: 5'9" **Weight:** 185
Family: Wife, Joanne; Shannon (8/1/98)
College: University of Florida (1987, Public Relations)
Special Interests: Boating, gardening, all sports
Turned Professional: 1987

Best Career NIKE TOUR Finishes: 2 — 1997 NIKE Permian Basin Open; 1998 NIKE Lakeland Classic; T2 — 1997 NIKE San Jose Open

Best 1998 NIKE TOUR Finishes: 2 — NIKE Lakeland Classic; T6 — NIKE South Carolina Classic; T9 — NIKE Wichita Open

Best Career PGA TOUR Finish: T4 — 1992 Chattanooga Classic

Best 1998 PGA TOUR Finish: Did not play 1998 PGA TOUR

Other Information: Finished second at the season-opening 1998 NIKE Lakeland Classic, one stroke behind winner Casey Martin...fired a final-round 67 to finish at 18-under-par...posted two runner-up finishes in a three-tournament stretch in the fall of 1997...finished in second place at NIKE Permian Basin Open and two tournaments later tied for second at NIKE San Jose Open...member of the PGA TOUR in 1990 and 1992-94 and the NIKE TOUR in 1991 and 1997-99...career-best PGA TOUR finish is a tie for fourth in the 1992 Chattanooga Classic...leading money-winner on 1996 Golden Bear Tour...1996 *Golfweek*/Golden Bear Tour Player of the Year.

NIKE TOUR CAREER SUMMARY							PLAYOFF RECORD: 0-0		
Year	Events Played	Cuts	1st	2nd	3rd	Top 10	Top 25	Earnings	Rank
1990	1								
1991	21	11				4	6	\$20,806	59
1992	1	1						\$850	245
1996	1	1						\$1,423	202
1997	24	18		2		3	8	\$65,830	33
1998	25	17		1		3	10	\$59,880	48
Total	73	48		3		10	24	\$148,789	

PGA TOUR CAREER SUMMARY							PLAYOFF RECORD: 0-0		
Year	Events Played	Cuts	1st	2nd	3rd	Top 10	Top 25	Earnings	Rank
1989	1								
1990	29	15					2	\$67,608	161
1991	2	1					1	\$4,950	258
1992	29	18				1	6	\$132,498	109
1993	33	16				1	4	\$107,077	138
1994	26	15					4	\$91,643	161
1995	2	1						\$2,176	349
Total	122	66				2	17	\$405,952	
COMBINED TOTAL MONEY:								\$554,741	

PGA TOUR TOP TOURNAMENT SUMMARY

YEAR	89	93
U.S. Open	CUT	
THE PLAYERS Championship		CUT

STEVE LAMONTAGNE...continued

1998 NIKE TOUR STATISTICS

Scoring Average	71.23	(66)
Driving Distance	279.5	(54)
Driving Accuracy Percentage	66.5	(36T)
Total Driving	90	(23)
Greens in Regulation Pct.	71.2	(2)
Putting Average	1.842	(121)
Sand Save Percentage	45.9	(96)
Eagles (Holes per)	137.5	(29)
Birdies Average	3.30	(98)
All-Around Ranking	502	(66)
Scoring Average Before Cut	70.98	(43T)
Scoring Average 3rd Round	71.12	(79)
Scoring Average Final Round	72.06	(90)
Birdies Conversion %	25.7	(119)
Par Breakers	19.0	(93T)

MISCELLANEOUS NIKE TOUR STATISTICS

1998 Low Round: 65: 2 times, most recent 1998 NIKE Wichita Open/4
 Career Low Round: 64: 2 times, most recent 1997 NIKE Puget Sound Open/1
 Career Largest Paycheck: \$25,537: 1998 NIKE Lakeland Classic/2

MISCELLANEOUS PGA TOUR STATISTICS

Career Low Round: 65: 4 times, most recent 1994 B.C. Open/3
 Career Largest Paycheck: \$33,500: 1993 Buick Open/T6



GREG LESHER (LESH-ur)

Exempt Status: 30th on 1998 NIKE TOUR money list
 Birthdate: September 18, 1968 Birthplace: Lebanon, PA
 Residence: Lebanon, PA Height: 6'0" Weight: 170
 Family: Wife, Allison
 College: Louisiana State University
 Special Interests: Basketball, stock market
 Turned Professional: 1990

Best Career NIKE TOUR Finish: T2 — 1997 NIKE Hershey Open

Best 1998 NIKE TOUR Finishes: T3 — NIKE St. Louis Golf Classic; 5 — NIKE Miami Valey Open; T8 — NIKE Greensboro Open; 9 — NIKE Knoxville Open; T9 — NIKE Greater Austin Open; T10 — NIKE Dominion Open

Best Career PGA TOUR Finish: T6 — 1992 Buick Open

Best 1998 PGA TOUR Finish: Did not play 1998 PGA TOUR

Other Information: Member of the PGA TOUR in 1992-93...best finish in 1998 was a tie for third at the NIKE St. Louis Golf Classic, where he carded a 63 in the second round...posted six top-10 finishes in '98 and made 22 cuts in 27 tournaments...earned enough money in tie for second in the 1997 NIKE Hershey Open to earn Special Temporary Membership on the 1997 NIKE TOUR...took advantage of his opportunity by posting three more top-10 finishes...worked for father's retail truck business in 1994 and played the Asian Tour from 1995-97...college teammates at LSU included PGA TOUR members Bob Friend, Emlyn Aubrey and Perry Moss.

GREG LESHER...continued

NIKE TOUR CAREER SUMMARY							PLAYOFF RECORD: 0-0		
Year	Events Played	Cuts	1st	2nd	3rd	Top 10	Top 25	Earnings	Rank
1990	1								
1992	1								
1993	11	2						\$1,105	205
1995	4	3					2	\$6,153	147
1996	1	1						\$1,080	224
1997	15	9		1		4	8	\$51,666	42
1998	27	22			1	6	14	\$79,523	30
Total	60	37		1	1	10	24	\$139,528	

PGA TOUR CAREER SUMMARY							PLAYOFF RECORD: 0-0		
Year	Events Played	Cuts	1st	2nd	3rd	Top 10	Top 25	Earnings	Rank
1989(AM.)	1	1							
1991	1								
1992	28	12				1	4	\$84,818	145
1993	14	3					1	\$23,171	210
1996	2								
Total	46	16				1	5	\$107,988	
COMBINED TOTAL MONEY:								\$247,516	

PGA TOUR TOP TOURNAMENT SUMMARY

YEAR	89	96
U.S. Open	T63	CUT

1998 NIKE TOUR STATISTICS


Scoring Average	70.43	(13T)
Driving Distance	281.0	(43T)
Driving Accuracy Percentage	68.2	(23)
Total Driving	66	(7)
Greens in Regulation Pct.	66.6	(51)
Putting Average	1.773	(32)
Sand Save Percentage	51.1	(56T)
Eagles (Holes per)	147.0	(35)
Birdies Average	3.49	(64)
All-Around Ranking	317	(19)
Scoring Average Before Cut	70.61	(21)
Scoring Average 3rd Round	69.95	(24)
Scoring Average Final Round	70.45	(18)
Birdies Conversion %	29.1	(70T)
Par Breakers	20.1	(59)

MISCELLANEOUS NIKE TOUR STATISTICS

1998 Low Round: 62: 1998 NIKE Miami Valley Open/3
 Career Low Round: 62: 1998 NIKE Miami Valley Open/3
 Career Largest Paycheck: \$19,600: 1997 NIKE Hershey Open/T2

MISCELLANEOUS PGA TOUR STATISTICS

Career Low Round: 65: 1992 Hardee's Golf Classic/1
 Career Largest Paycheck: \$34,750: 1992 Buick Open/T6



DINO LUCCHESI

Exempt Status: 1st NIKE TOUR Qualifier at 1998 PGA TOUR Qualifying Tournament

Birthdate: May 31, 1962

Birthplace: Chicago, IL

Residence: Round Lake Beach, IL; plays out of Bittersweet GC, Gurnee, IL

Height: 5'10"

Weight: 185

Family: Wife, Tracey

College: Ferris State University (1986, Marketing)

Special Interests: Reading, snowmobiling

Turned Professional: 1984

Best Career NIKE TOUR Finish: T23 — 1996 NIKE Carolina Classic

Best 1998 NIKE TOUR Finish: Did not make a cut on 1998 NIKE TOUR

Best Career PGA TOUR Finish: Has not made a cut on PGA TOUR

Best 1998 PGA TOUR Finish: Did not make a cut on 1998 PGA TOUR

Other Information: Winner of 1993 Illinois Open...1993, 1997 and 1998 Illinois PGA Player of the Year...Illinois PGA Section Champion in 1998...won event on 1995 Gold Coast Tour...lists his father, along with Wayne Gretzky, Bobby Hull, Bobby Jones and Arnold Palmer as his heroes...attended high school in Michigan, where he was an All-State hockey player...did not play college golf.

NIKE TOUR CAREER SUMMARY							PLAYOFF RECORD: 0-0		
Year	Events Played	Cuts	1st	2nd	3rd	Top 10	Top 25	Earnings	Rank
1996	26	6					1	\$4,692	157
1998	1								
Total	27	6					1	\$4,692	
PGA TOUR CAREER SUMMARY							PLAYOFF RECORD: 0-0		
1994	1								
1995	1								
1998	1								
Total	3								
COMBINED TOTAL MONEY:							\$4,692		

1998 NIKE TOUR STATISTICS		
Scoring Average	73.50	(N/A)
Driving Distance	275.3	(N/A)
Driving Accuracy Percentage	65.4	(N/A)
Total Driving		(N/A)
Greens in Regulation Pct.	58.3	(N/A)
Putting Average	2.095	(N/A)
Sand Save Percentage	33.3	(N/A)
Birdies Average	1.50	(N/A)
Scoring Average Before Cut	73.50	(N/A)
Birdies Conversion %	14.3	(N/A)
Par Breakers	8.3	(N/A)


MISCELLANEOUS NIKE TOUR STATISTICS

1998 Low Round: 70: 1998 NIKE Fort Smith Classic/1
 Career Low Round: 66: 1996 NIKE Philadelphia Classic/2
 Career Largest Paycheck: \$1,700: 1996 NIKE Carolina Classic/T23

1998 PGA TOUR STATISTICS		
Scoring Average	76.39	(N/A)
Driving Distance	257.5	(N/A)
Driving Accuracy Percentage	35.7	(N/A)
Total Driving		(N/A)
Greens in Regulation Pct.	47.2	(N/A)
Putting Average	1.882	(N/A)
Sand Save Percentage	27.3	(N/A)
Birdies Average	2.00	(N/A)
Scoring Average Before Cut	78.00	(N/A)
Birdies Conversion %	23.5	(N/A)
Par Breakers	11.1	(N/A)

MISCELLANEOUS PGA TOUR STATISTICS

1998 Low Round: 76: 1998 Motorola Western Open/2
 Career Low Round: 76: 2 times, most recent 1998 Motorola Western Open/2



CASEY MARTIN

Exempt Status: 1998 Tournament Winner
Birthdate: June 2, 1972 **Birthplace:** Eugene, OR
Residence: Eugene, OR; plays out of Eugene CC
Height: 6'2" **Weight:** 170
Family: Single
College: Stanford University (1995, Economics)
Special Interests: Piano, Bible study
Turned Professional: 1995

NIKE TOUR Victories (1): 1998 NIKE Lakeland Classic

Best 1998 NIKE TOUR Finishes: 1 — NIKE Lakeland Classic, T4 — NIKE Ozarks Open, T8 — NIKE Miami Valley Open

Best Career PGA TOUR Finish: T23 — 1998 U.S. Open

Best 1998 PGA TOUR Finish: T23 — U.S. Open

Other Information: Enjoyed solid rookie season on the NIKE TOUR in 1998, winning the season-opening NIKE Lakeland Classic...finished 19-under par (269) to win at Lakeland by one stroke over Steve Lamontagne...finished 16-under-par to tie for fourth place at the 1998 NIKE Ozarks Open...second-team All-American in 1994 at Stanford...in 1995, was named Academic All-American...member of Stanford's 1994 NCAA Championship winning team...has made three holes-in-one in competition, including two in back-to-back rounds in the 1994 Oregon Open...suffers from a birth defect in his right leg known as Klippel-Trenaunay-Webber Syndrome...in order to walk has to wear a strong support stocking to keep the swelling down...his father started him and his brother in the game at age six.

NIKE TOUR CAREER SUMMARY							PLAYOFF RECORD: 0-0		
Year	Events Played	Cuts	1st	2nd	3rd	Top 10	Top 25	Earnings	Rank
1995	1								
1998	22	16	1			3	9	\$81,937	29
Total	23	16	1			3	9	\$81,937	

PGA TOUR CAREER SUMMARY							PLAYOFF RECORD: 0-0		
Year	Events Played	Cuts	1st	2nd	3rd	Top 10	Top 25	Earnings	Rank
1998	3	2					1	\$37,221	221
Total	3	2					1	\$37,221	

COMBINED TOTAL MONEY: \$119,157

PGA TOUR TOP TOURNAMENT SUMMARY

YEAR 98

U.S. Open T23

1998 NIKE TOUR STATISTICS		
Scoring Average	71.09	(55)
Driving Distance	286.0	(19)
Driving Accuracy Percentage	59.5	(97T)
Total Driving	116	(50T)
Greens in Regulation Pct.	65.9	(60T)
Putting Average	1.780	(45)
Sand Save Percentage	45.1	(101)
Eagles (Holes per)	136.8	(28)
Birdies Average	3.76	(21)
All-Around Ranking	426	(48)
Scoring Average Before Cut	71.36	(72T)
Scoring Average 3rd Round	70.06	(26T)
Scoring Average Final Round	71.38	(53T)
Birdies Conversion %	31.7	(20)
Par Breakers	21.6	(18T)

MISCELLANEOUS NIKE TOUR STATISTICS

1998 Low Round: 64: 1998 NIKE Miami Valley Open/3
Career Low Round: 64: 1998 NIKE Miami Valley Open/3
Career Largest Paycheck: \$40,500: 1998 NIKE Lakeland Classic/1

1998 PGA TOUR STATISTICS		
Scoring Average	69.78	(N/A)
Driving Distance	285.4	(N/A)
Driving Accuracy Percentage	57.1	(N/A)
Total Driving		(N/A)
Greens in Regulation Pct.	60.6	(N/A)
Putting Average	1.844	(N/A)
Sand Save Percentage	45.5	(N/A)
Birdies Average	2.40	(N/A)
Scoring Average Before Cut	70.50	(N/A)
Scoring Average 3rd Round	73.50	(N/A)
Scoring Average Final Round	70.50	(N/A)
Birdies Conversion %	22.0	(N/A)
Par Breakers	13.3	(N/A)

MISCELLANEOUS PGA TOUR STATISTICS

1998 Low Round: 66: 1998 Quad City Classic/1
Career Low Round: 66: 1998 Quad City Classic/1
Career Largest Paycheck: \$34,043: 1998 U.S. Open/T23



CRAIG MATTHEW

Exempt Status: 42nd NIKE TOUR Qualifier at 1998 PGA TOUR Qualifying Tournament
Birthdate: September 18, 1975 **Birthplace:** Montreal, Canada
Residence: Quebec, Canada
Height: 5'11" **Weight:** 170
Family: Single
College: Ohio State University (1998, Communications)
Special Interests: Guitar, music
Turned Professional: 1998

Best Career PGA TOUR Finish: Has not made a cut on PGA TOUR

Best 1998 PGA TOUR Finish: Did not make a cut on 1998 PGA TOUR

Other Information: NIKE TOUR rookie in 1999...a two-time All-America selection at Ohio State...won the 1998 Canadian Amateur title...says his father got him started in golf...was his high school hockey team's leading scorer for two years.

PGA TOUR CAREER SUMMARY

Year	Events Played	Cuts	1st	2nd	3rd	Top 10	Top 25	Earnings	Rank
1996(AM.)	1								
1998	1								
Total	2								

1998 PGA TOUR STATISTICS


Scoring Average	76.14	(N/A)
Driving Distance	286.3	(N/A)
Driving Accuracy Percentage	57.1	(N/A)
Total Driving		(N/A)
Greens in Regulation Pct.	61.1	(N/A)
Putting Average	2.136	(N/A)
Sand Save Percentage	.0	(N/A)
Birdies Average	2.00	(N/A)

1998 PGA TOUR STATISTICS

Scoring Average Before Cut	77.50	(N/A)
Birdies Conversion %	18.2	(N/A)
Par Breakers	11.1	(N/A)

MISCELLANEOUS PGA TOUR STATISTICS

1998 Low Round:	76: 1998 Bell Canadian Open/1
Career Low Round:	71: 1996 Bell Canadian Open/1



SPIKE McROY

Exempt Status: 23rd NIKE TOUR Qualifier at 1998 PGA TOUR Qualifying Tournament
Birthdate: May 20, 1968 **Birthplace:** Huntsville, AL
Residence: Huntsville, AL
Height: 5'10" **Weight:** 135
Family: Wife, Rica
College: University of Alabama (1991, Corporate Finance)
Special Interests: Guitar, fishing, stock market
Turned Professional: 1991

Best Career NIKE TOUR Finish: T25 — 1992 New England Classic

Best 1998 NIKE TOUR Finish: Did not play on 1998 NIKE TOUR

Best Career PGA TOUR Finish: T6 — 1998 Buick Invitational

Best 1998 PGA TOUR Finish: T6 — Buick Invitational

Other Information: Winner of the 1990 Cajun Classic, 1992 Alabama Open and two Hooters Tour events...played Ben Hogan Tour (now NIKE TOUR in 1991), finishing 188th on the money list...runner-up to Rafael Alarcon at 1997 Compaq World Putting Championship...full name is Robert Lynn McRoy, Jr.

SPIKE McROY...continued

NIKE TOUR CAREER SUMMARY							PLAYOFF RECORD: 0-0		
Year	Events Played	Cuts	1st	2nd	3rd	Top 10	Top 25	Earnings	Rank
1992	10	2					1	\$1,925	188
1994	1								
1995	1								
1997	3	1						\$1,390	213
Total	15	3					1	\$3,315	

PGA TOUR CAREER SUMMARY							PLAYOFF RECORD: 0-0		
Year	Events Played	Cuts	1st	2nd	3rd	Top 10	Top 25	Earnings	Rank
1991	1								
1997	27	7					2	\$66,274	190
1998	32	12				1	3	\$179,770	145
Total	60	19				1	5	\$246,044	360
COMBINED TOTAL MONEY:								\$249,359	

PGA TOUR TOP TOURNAMENT SUMMARY

YEAR	97
U.S. Open	CUT

1998 PGA TOUR STATISTICS

Scoring Average	71.81	(148T)
Driving Distance	261.7	(169)
Driving Accuracy Percentage	72.2	(53T)
Total Driving	222	(141T)
Greens in Regulation Pct.	62.8	(150)
Putting Average	1.795	(124T)
Sand Save Percentage	53.8	(69T)
Eagles (Holes per)	522.0	(151)
Birdies Average	3.26	(111T)
All-Around Ranking	975	(147)
Scoring Average Before Cut	71.58	(120)
Scoring Average 3rd Round	71.38	(115T)
Scoring Average Final Round	71.33	(102T)
Birdies Conversion %	28.9	(85T)
Par Breakers	18.3	(116)

MISCELLANEOUS NIKE TOUR STATISTICS

Career Low Round: 69: 3 times, most recent 1997 NIKE Mississippi Gulf Coast Classic/2
 Career Largest Paycheck: \$1,390: 1997 NIKE Mississippi Gulf Coast Classic/T26

MISCELLANEOUS PGA TOUR STATISTICS

1998 Low Round: 66: 2 times, most recent 1998 Canon Greater Hartford Open/1
 Career Low Round: 63: 1997 Greater Milwaukee Open/2
 Career Largest Paycheck: \$61,350: 1998 Buick Invitational/T6



SHAUN MICHEEL (MUH-KEEL)

Exempt Status: 31st NIKE TOUR Qualifier at 1998 PGA TOUR Qualifying Tournament
 Birthdate: January 5, 1969 Birthplace: Orlando, FL
 Residence: Memphis, TN; plays out of Ridgeway CC
 Height: 6'0" Weight: 185
 Family: Wife, Stephanie
 College: Indiana University (1991, Biology)
 Special Interests: Flying, hunting, skiing
 Turned Professional: 1992

Best Career NIKE TOUR Finish: T4 — 1997 NIKE Louisiana Open

Best 1998 NIKE TOUR Finish: Did not play 1998 NIKE TOUR

Best Career PGA TOUR Finish: T26 — 1994 Deposit Guaranty Golf

Best 1998 PGA TOUR Finish: T43 — FedEx St. Jude Classic

SHAUN MICHEEL...continued

Other Information: Fired a 58 in the Pro-Am at the Omega PGA Championship in Hong Kong last December...1998 Singapore Open champion...member of the NIKE TOUR in 1996 and 1999...was honored with the 1994 Sons of Confederate Veterans Award for Bravery after saving two people from a sinking car while at a golf tournament in North Carolina.

NIKE TOUR CAREER SUMMARY							PLAYOFF RECORD: 0-0			
Year	Events Played	Cuts	1st	2nd	3rd	Top 10	Top 25	Earnings	Rank	
1994	3									
1996	27	15				1	5	\$22,007	82	
1997	5	3				1	2	\$18,140	92	
Total	35	18				2	7	\$40,147		

PGA TOUR CAREER SUMMARY							PLAYOFF RECORD: 0-0			
Year	Events Played	Cuts	1st	2nd	3rd	Top 10	Top 25	Earnings	Rank	
1989	1									
1990(AM.)	1									
1991(AM.)	1									
1994	19	4						\$12,252	247	
1997	21	5						\$14,519	250	
1998	2	2						\$8,918	286	
Total	45	11						\$35,688		
COMBINED TOTAL MONEY:								\$75,835		

1998 PGA TOUR STATISTICS		
Scoring Average	70.03	(N/A)
Driving Distance	274.8	(N/A)
Driving Accuracy Percentage	63.4	(N/A)
Total Driving		(N/A)
Greens in Regulation Pct.	63.9	(N/A)
Putting Average	1.707	(N/A)
Sand Save Percentage	55.6	(N/A)
Birdies Average	3.63	(N/A)
Scoring Average Before Cut	69.50	(N/A)
Scoring Average 3rd Round	69.50	(N/A)
Scoring Average Final Round	70.00	(N/A)
Birdies Conversion %	31.5	(N/A)
Par Breakers	20.1	(N/A)

MISCELLANEOUS NIKE TOUR STATISTICS	
Career Low Round: 66:	1997 NIKE Upstate Classic/3
Career Largest Paycheck: \$16,000:	1997 NIKE Louisiana Open/T4

MISCELLANEOUS PGA TOUR STATISTICS	
1998 Low Round: 68:	2 times, most recent 1998 Quad City Classic/3
Career Low Round: 68:	5 times, most recent 1998 Quad City Classic/3
Career Largest Paycheck: \$5,616:	1998 FedEx St. Jude Classic/T43



STILES MITCHELL

Exempt Status: 1998 Tournament Winner
Birthdate: October 10, 1965 **Birthplace:** Augusta, GA
Residence: Baton Rouge, LA; plays out of Sherwood Forest CC
Height: 6'2" **Weight:** 270
Family: Single
College: Georgia Southern University
Special Interests: Animals, food, live entertainment
Turned Professional: 1993

NIKE TOUR Victories (1): 1998 NIKE Permian Basin Open
Best 1998 NIKE TOUR Finish: 1 — NIKE Permian Basin Open
Best Career PGA TOUR Finish: Has not made a cut on the PGA TOUR
Best 1998 PGA TOUR Finish: Did not play 1998 PGA TOUR

STILES MITCHELL...continued

Other Information: Rookie on the NIKE TOUR in 1998...captured his first career NIKE TOUR win at the NIKE Permian Basin Open...defeated Woody Austin and Jeff Barlow on the first playoff hole to collect the \$40,500 first-place check...finished 12-under-par to join Austin and Barlow in the playoff, his first in his NIKE TOUR career...next-best finish was a T27 at the NIKE Fort Smith Classic, the week prior to his win...finished No. 1 in average driving distance (306.7 yards)...had two eagles in the second round of the NIKE Hershey Open, the second coming on the final hole to make the 36-hole cut by one stroke...winner of the 1997 Spencer Communications Classic on the Hooters Tour...named Most Improved Player on 1997 Hooters Tour...winner of numerous long drive competitions, including the 1996 Master Blaster Long Drive Competition featuring 24 of the longest drivers in the country...made it to final stage of PGA TOUR National Qualifying Tournament on his first try...is nicknamed "Big Daddy."

NIKE TOUR CAREER SUMMARY										PLAYOFF RECORD: 1-0	
Year	Events	Played	Cuts	Made	1st	2nd	3rd	Top 10	Top 25	Earnings	Rank
1998	27		8		1			1	1	\$47,049	51
Total	27		8		1			1	1	\$47,049	

PGA TOUR CAREER SUMMARY										PLAYOFF RECORD: 0-0	
1995	1										
1998	1										
Total	2										


COMBINED TOTAL MONEY:										\$47,049	
-----------------------	--	--	--	--	--	--	--	--	--	----------	--

1998 NIKE TOUR STATISTICS		
Scoring Average	72.11	(107T)
Driving Distance	306.7	(1)
Driving Accuracy Percentage	52.3	(121)
Total Driving	122	(61T)
Greens in Regulation Pct.	65.6	(70T)
Putting Average	1.825	(108T)
Sand Save Percentage	41.5	(118)
Eagles (Holes per)	79.2	(2)
Birdies Average	3.50	(62T)
All-Around Ranking	589	(89T)
Scoring Average Before Cut	72.20	(112)
Scoring Average 3rd Round	70.88	(69T)
Scoring Average Final Round	72.75	(106)
Birdies Conversion %	29.7	(57)
Par Breakers	20.7	(41T)

MISCELLANEOUS NIKE TOUR STATISTICS	
1998 Low Round:	67: 4 times, most recent 1998 NIKE Permian Basin Open/3
Career Low Round:	67: 4 times, most recent 1998 NIKE Permian Basin Open/3
Career Largest Paycheck:	\$40,500: 1998 NIKE Permian Basin Open/1

1998 PGA TOUR STATISTICS		
Scoring Average	73.51	(N/A)
Driving Distance	295.8	(N/A)
Driving Accuracy Percentage	71.4	(N/A)
Total Driving		(N/A)
Greens in Regulation Pct.	75.0	(N/A)
Putting Average	1.815	(N/A)
Sand Save Percentage	.0	(N/A)
Birdies Average	3.50	(N/A)
Scoring Average Before Cut	73.00	(N/A)
Birdies Conversion %	25.9	(N/A)
Par Breakers	19.4	(N/A)

MISCELLANEOUS PGA TOUR STATISTICS	
1998 Low Round:	70: 1998 Deposit Guaranty Golf Classic/1
Career Low Round:	70: 1998 Deposit Guaranty Golf Classic/1



PAT NANNEY JR.

Exempt Status: 39th NIKE TOUR Qualifier at 1998 PGA TOUR Qualifying Tournament

Birthdate: April 17, 1962

Birthplace: Union City, TN

Residence: Memphis, TN; plays out of Plantation Golf Club, Olive Branch, MS

Height: 6'2"

Weight: 220

Family: Wife, Beth; Scout (1/13/98)

College: University of Tennessee - Martin (1985)

Special Interests: Baby daughter

Turned Professional: 1985

Other Information: Medalist at the first stage of the 1998 PGA TOUR Qualifying Tournament at Colonial C.C. in Jackson, MS...three-time All-American at Tennessee-Martin in 1983-85...was away from the game for 12 years working various jobs, including casino work before coming back at the 1998 PGA TOUR Qualifying Tournament...father, Pat, Sr., was a club pro who got him started in the game...says he is living proof you should never give up!



ANTHONY PAINTER

Exempt Status: 1998 Tournament Winner

Birthdate: June 11, 1965

Birthplace: Milton, New South Wales

Residence: West Tamworth, New South Wales

Height: 5'11"

Weight: 200

Family: Wife, Sheree

Special Interests: Horse racing, tennis

Turned Professional: 1985

NIKE TOUR Victories (1): 1998 NIKE Ozarks Open

Best 1998 NIKE TOUR Finishes: 1—NIKE Ozarks Open, T3—NIKE Inland Empire Open

Best Career PGA TOUR Finish: T10—1997 Quad City Classic

Best 1998 PGA TOUR Finish: Did not play 1998 PGA TOUR

Other Information: NIKE TOUR rookie in 1998 who earned his first career title at the NIKE Ozarks Open with a tournament-record score of 21-under-par 267...held the lead after the second and third rounds but needed a 20-foot birdie putt on the 72nd hole to win by one stroke over Scott Dunlap...his previous best finish was a T31 at the season-opening NIKE Lakeland Classic...followed win with a T12 at the NIKE Fort Smith Classic...had weekend rounds of 66-67 to jump into a T3 at the NIKE Inland Empire Open...played five NIKE TOUR events as a non-member in 1997 but did not make a cut...also played three PGA TOUR events in 1997, finishing T10 at Quad City Classic, T46 at Greater Milwaukee Open and missing the cut the Deposit Guaranty Golf Classic...winner of the 1993 Meru Valley Perak Masters on Australasian PGA Tour and also the 1996 Schweppes Coolum Classic...best career finish on European Tour was T5 in the 1996 Heineken Classic, where he posted a career-low round on that tour with a 6-under-par 66 in the final round...in 1996, made the cut in all nine starts on the Australasian Tour with five top-10 finishes, including his win at the Schweppes Coolum Classic.

ANTHONY PAINTER...continued

NIKE TOUR CAREER SUMMARY

PLAYOFF RECORD: 0-0

Year	Events Played	Cuts Made	1st	2nd	3rd	Top 10	Top 25	Earnings	Rank
1997	5								
1998	17	8	1		1	2	3	\$67,290	43
Total	22	8	1		1	2	3	\$67,290	

PGA TOUR CAREER SUMMARY

PLAYOFF RECORD: 0-0

Year	Events Played	Cuts Made	1st	2nd	3rd	Top 10	Top 25	Earnings	Rank
1997	3	2				1	1	\$31,549	227
Total	3	2				1	1	\$31,549	

COMBINED TOTAL MONEY:

\$98,839

1998 NIKE TOUR STATISTICS

Scoring Average	71.27	(70)
Driving Distance	281.6	(38T)
Driving Accuracy Percentage	63.8	(63T)
Total Driving	101	(34T)
Greens in Regulation Pct.	67.8	(30T)
Putting Average	1.811	(97T)
Sand Save Percentage	54.2	(34)
Eagles (Holes per)	88.2	(5)
Birdies Average	3.57	(50T)
All-Around Ranking	387	(36)
Scoring Average Before Cut	71.85	(101T)
Scoring Average 3rd Round	70.13	(30T)
Scoring Average Final Round	70.00	(11T)
Birdies Conversion %	29.3	(65T)
Par Breakers	21.0	(33)

MISCELLANEOUS NIKE TOUR STATISTICS

1998 Low Round: 63: 1998 NIKE Ozarks Open/2
 Career Low Round: 63: 1998 NIKE Ozarks Open/2
 Career Largest Paycheck: \$40,500: 1998 NIKE Ozarks Open/1

MISCELLANEOUS PGA TOUR STATISTICS

Career Low Round: 65: 1997 Quad City Classic/3
 Career Largest Paycheck: \$28,012: 1997 Quad City Classic/T10



CARL PAULSON

Exempt Status: 40th on 1998 NIKE TOUR money list
 Birthdate: December 29, 1970 Birthplace: Quantico, VA
 Residence: Orlando, FL
 Height: 5'9" Weight: 180
 Family: Wife, Heather; Ned Maxwell (2/10/98)
 College: University of South Carolina (1994, Marketing)
 Special Interest: All sports
 Turned Professional: 1993

Best Career NIKE TOUR Finishes: P2 — 1997 NIKE Wichita Open, 2 — 1997 NIKE Boise Open, T2 — 1998 NIKE Wichita Open, 1996 NIKE Dominion Open

Best 1998 NIKE TOUR Finishes: T2 — NIKE Wichita Open, T5 — NIKE Permian Basin Open, T6 — NIKE St. Louis Golf Classic, T8 — NIKE Cleveland Open

Best Career PGA TOUR Finish: T7 — 1995 Walt Disney World/Oldsmobile Classic

Best 1998 PGA TOUR Finishes: Did not play 1998 PGA TOUR

CARL PAULSON...continued

Other Information: Along with Joe Ogilvie, one of only two players to play in every 1998 NIKE TOUR event...had his best month of the year in July, when he finished T22 at the NIKE Hershey Open, T6 at the NIKE St. Louis Golf Classic and T2 at NIKE Wichita Open...ten of his 12 rounds during that stretch were at par or better...fired a 7-under-par 65 to tie six others for the first-round lead at the NIKE Wichita Open...added rounds of 67-68-66 to finish at 22-under-par, one stroke back of champion Emlyn Aubrey...posted a final-round 64 to finish T6 at the NIKE St. Louis Golf Classic...opened up with a 75 at the NIKE Permian Basin Open, but recovered with rounds of 66-69-68 to finish T5...made the cut in 20 of 30 events with nine top-25 finishes...was No. 3 in total eagles (15) for the season...was a member of the PGA TOUR in 1995-96...streak of six consecutive birdies in opening round of 1997 NIKE Ozarks Open equaled the longest streak of the year...medalist at 1995 PGA TOUR Qualifying Tournament...ranked third among eagle leaders on 1996 PGA TOUR and finished in top 10 in driving distance both years he was TOUR member (No. 8 in 1995 with 278.2 and T8 in 1996 at 280.4)...All-America selection and Southeastern Conference Player of the Year in 1993...played select-level soccer until high school.

NIKE TOUR CAREER SUMMARY								PLAYOFF RECORD: 0-1	
Year	Events Played	Cuts Made	1st	2nd	3rd	Top 10	Top 25	Earnings	Rank
1995	6	2					2	\$5,750	151
1996	3	2		1		2	2	\$24,550	76
1997	29	18		2		4	12	\$88,836	22
1998	30	20		1		4	9	\$69,628	40
Total	68	42		4		10	25	\$188,765	

PGA TOUR CAREER SUMMARY								PLAYOFF RECORD: 0-0	
Year	Events Played	Cuts Made	1st	2nd	3rd	Top 10	Top 25	Earnings	Rank
1995	21	10				1	2	\$64,501	183
1996	30	14					4	\$116,071	155
Total	51	24				1	6	\$180,573	
COMBINED TOTAL MONEY:								\$369,337	

PGA TOUR TOP TCURNAMENT SUMMARY

YEAR	96
U.S. Open	CUT

1998 NIKE TOUR STATISTICS


Scoring Average	71.03	(49T)
Driving Distance	285.4	(22)
Driving Accuracy Percentage	65.2	(50T)
Total Driving	72	(10T)
Greens in Regulation Pct.	67.4	(38T)
Putting Average	1.789	(58T)
Sand Save Percentage	50.0	(61T)
Eagles (Holes per)	118.8	(20)
Birdies Average	3.41	(78T)
All-Around Ranking	376	(32)
Scoring Average Before Cut	70.77	(29T)
Scoring Average 3rd Round	71.45	(89)
Scoring Average Final Round	71.40	(56T)
Birdies Conversion %	28.1	(85T)
Par Breakers	19.8	(67T)

MISCELLANEOUS NIKE TOUR STATISTICS

1998 Low Round: 64: 1998 NIKE St. Louis Golf Classic/4
 Career Low Round: 64: 2 times, most recent 1998 NIKE St. Louis Golf Classic/4
 Career Largest Paycheck: \$31,212: 1997 NIKE Boise Open/2

MISCELLANEOUS PGA TOUR STATISTICS

Career Low Round: 62: 1995 Walt Disney World/Oldsmobile Classic/1
 Career Largest Paycheck: \$31,500: 1996 Bell Canadian Open/T12



MATT PETERSON

Exempt Status: 35th NIKE TOUR Qualifier at 1998 PGA TOUR Qualifying Tournament
Birthdate: April 26, 1967 **Birthplace:** Chicago, IL
Residence: Athens, GA; plays out of University of Georgia GC
Height: 6'0" **Weight:** 160
Family: Wife, Lisa; Hannah Elizabeth (10/5/97)
College: University of Georgia (1989, Business/Management Science)
Special Interests: Computers, fishing
Turned Professional: 1990

NIKE TOUR Victories (1): 1995 Central Georgia Open

Best 1998 NIKE TOUR Finish: T21 — NIKE Dakota Dunes Open

Best Career PGA TOUR Finish: Has not made a cut on PGA TOUR

Best 1998 PGA TOUR Finish: Did not play 1998 PGA TOUR

Other Information: Member of the NIKE TOUR in 1992 and 1994-98...rallied from six strokes down on the final day to win the 1995 Central Georgia Open, playing the final seven holes at 7-under-par...with three events remaining on 1997 NIKE TOUR schedule, was 52nd on money list, but rather than try to move into top 50 for NIKE TOUR Championship, went home for birth of his daughter...winner of 1993 Georgia State Open...1987 and 1988 Carolinas Amateur champion...First-team All-America selection at Georgia in 1989...lists NIKE TOUR win as his biggest thrill in golf and lists his parents as his heroes...as high school student, wrote computer program for his father's architectural firm.

NIKE TOUR CAREER SUMMARY

PLAYOFF RECORD: 0-0

Year	Events Played	Cuts Made	1st	2nd	3rd	Top 10	Top 25	Earnings	Rank
1990	1								
1991	1								
1992	22	9				2	4	\$12,077	97
1993	2								
1994	23	16				1	10	\$29,993	53
1995	26	20	1		2	5	14	\$110,220	11
1996	27	19		1		8	15	\$82,363	21
1997	23	13				1	10	\$33,715	57
1998	20	6					1	\$7,936	137
Total	145	83	1	1	2	17	54	\$276,304	

PGA TOUR CAREER SUMMARY

PLAYOFF RECORD: 0-0

1990	2								
Total	2								

COMBINED TOTAL MONEY:

\$276,304

1998 NIKE TOUR STATISTICS

Scoring Average	71.55	(88)
Driving Distance	273.3	(93T)
Driving Accuracy Percentage	67.9	(25T)
Total Driving	118	(55T)
Greens in Regulation Pct.	67.5	(34T)
Putting Average	1.816	(102)
Sand Save Percentage	42.2	(115T)
Birdies Average	3.41	(78T)
All-Around Ranking	657	(103)
Scoring Average Before Cut	71.41	(76)
Scoring Average 3rd Round	70.67	(61)
Scoring Average Final Round	73.33	(115)
Birdies Conversion %	28.1	(85T)
Par Breakers	19.0	(93T)

1998 MISCELLANEOUS NIKE TOUR STATISTICS

1998 Low Round: 67: 3 times, most recent 1998 NIKE Dakota Dunes Open/2
Career Low Round: 63: 1994 NIKE Wichita Open/2
Career Largest Paycheck: \$36,000: 1995 NIKE Central Georgia Open/1

1998 MISCELLANEOUS PGA TOUR STATISTICS

Career Low Round: 72: 1990 Anheuser-Busch Golf Classic/2



TIM PETROVIC

Exempt Status: 49th NIKE TOUR Qualifier at 1998 PGA TOUR Qualifying Tournament
Birthdate: August 16, 1966 **Birthplace:** Northampton, MA
Residence: New Port Richey, FL
Height: 6'3" **Weight:** 185
Family: Wife, Julie
College: University of Hartford (1988, Communications)
Special Interests: Music, television, film, antiques
Turned Professional: 1988

Best Career NIKE TOUR Finish: T24 — 1993 NIKE Yuma Open

Best 1998 NIKE TOUR Finish: Did not play on 1998 NIKE TOUR

Best Career PGA TOUR Finish: T47 — 1989 Canon Greater Hartford

Best 1998 PGA TOUR Finish: Did not play on 1998 PGA TOUR

Other Information: Member of the NIKE TOUR in 1993...finished third at 1997 Pelz World Putting Championship...Division I All-America selection at the University of Hartford...inducted into the UH Athletic Hall of Fame...biggest thrill in golf is playing in front of people...lists Ben Crenshaw and Seve Ballesteros among his heroes...devout "Doors" fan and collector.


NIKE TOUR CAREER SUMMARY										PLAYOFF RECORD: 0-0	
Year	Events Played	Cuts Made	1st	2nd	3rd	Top 10	Top 25	Earnings	Rank		
1992	1	1						\$913	239		
1993	13	4					1	\$3,066	167		
Total	14	5					1	\$3,979			
PGA TOUR CAREER SUMMARY										PLAYOFF RECORD: 0-0	
1988(AM.)	1										
1989	1	1						\$2,569	249		
1990	2										
1991	2										
1992	2										
1996	2	1						\$2,088	370		
Total	10	2						\$4,657			
COMBINED TOTAL MONEY:								\$8,635			

MISCELLANEOUS NIKE TOUR STATISTICS

Career Low Round: 65: 1993 NIKE Yuma Open/1
Career Largest Paycheck: \$1,312: 1993 NIKE Yuma Open/T24

MISCELLANEOUS PGA TOUR STATISTICS

Career Low Round: 67: 1989 Canon Greater Hartford/1
Career Largest Paycheck: \$2,568: 1989 Canon Greater Hartford/T47



BRETT QUIGLEY

Exempt Status: 3rd NIKE TOUR Qualifier at 1998 PGA TOUR Qualifying Tournament
Birthdate: August 18, 1969 **Birthplace:** Ft. Devens, MA
Residence: West Palm Beach, FL; plays out of Rhode Island CC, Barrington, RI
Height: 5'11" **Weight:** 160
Family: Single
College: University of South Carolina (1991)
Special Interests: Surfing, reading, cars, motorcycles
Turned Professional: 1991

BRETT QUIGLEY...continued

NIKE TOUR Victories (1): 1996 NIKE Philadelphia Classic

Best 1998 NIKE TOUR Finish: Did not make a cut on 1998 Nike TOUR

Best Career PGA TOUR Finish: T4 — 1998 United Airlines Hawaiian Open

Best 1998 PGA TOUR Finishes: T4 — United Airlines Hawaiian Open T9 — B.C. Open

Other Information: Member of PGA TOUR since 1997...captured the 1996 NIKE Philadelphia Classic en route to finishing fifth on that year's money list...winner of 1987 U. S. Junior Amateur and 1990 Rhode Island Amateur...named Academic All-American in 1990 and 1991...caddied for his uncle, Dana Quigley, when he fired a 61 at the 1981 Greater Hartford Open.

NIKE TOUR CAREER SUMMARY										PLAYOFF RECORD: 0-0	
Year	Events	Played	Cuts Made	1st	2nd	3rd	Top 10	Top 25	Earnings	Rank	
1992	15		7					1	\$7,518	119	
1994	1										
1995	4		2				1	1	\$9,540	124	
1996	28		17	1	2		8	10	\$123,763	5	
1998	2										
Total	50		26	1	2		9	12	\$140,822		

PGA TOUR CAREER SUMMARY										PLAYOFF RECORD: 0-0	
Year	Events	Played	Cuts Made	1st	2nd	3rd	Top 10	Top 25	Earnings	Rank	
1991	2		1						\$1,990	298	
1992	1										
1997	34		21					4	\$172,023	128	
1998	29		16				2	5	\$224,076	127	
Total	66		38				2	9	\$398,089	316	

COMBINED TOTAL MONEY: \$538,911

1998 NIKE TOUR STATISTICS

Scoring Average	73.00	(N/A)
Driving Distance	275.3	(N/A)
Driving Accuracy Percentage	62.5	(N/A)
Total Driving		(N/A)
Greens in Regulation Pct.	63.9	(N/A)
Putting Average	1.913	(N/A)
Sand Save Percentage	25.0	(N/A)
Birdies Average	3.00	(N/A)
Scoring Average Before Cut	73.00	(N/A)
Birdies Conversion %	26.1	(N/A)
Par Breakers	16.7	(N/A)

MISCELLANEOUS NIKE TOUR STATISTICS


1998 Low Round: 68: 1998 NIKE South Florida Open/2
 Career Low Round: 64: 1996 NIKE Philadelphia Classic/1
 Career Largest Paycheck: \$36,000: 1996 NIKE Philadelphia Classic/1

1998 PGA TOUR STATISTICS

Scoring Average	71.27	(105T)
Driving Distance	277.4	(33T)
Driving Accuracy Percentage	66.6	(135T)
Total Driving	168	(61T)
Greens in Regulation Pct.	68.3	(19)
Putting Average	1.793	(113T)
Sand Save Percentage	50.7	(108T)
Eagles (Holes per)	226.3	(68)
Birdies Average	3.45	(70T)
All-Around Ranking	651	(66)
Scoring Average Before Cut	71.09	(67)
Scoring Average 3rd Round	71.47	(127T)
Scoring Average Final Round	72.12	(143)
Birdies Conversion %	28.1	(105T)
Par Breakers	19.6	(66T)

MISCELLANEOUS PGA TOUR STATISTICS

1998 Low Round: 65: 1998 Quad City Classic/4
 Career Low Round: 65: 2 times, most recent 1998 Quad City Classic/4
 Career Largest Paycheck: \$74,400: 1998 United Airlines Hawaiian Open/T4



SAM RANDOLPH

Exempt Status: 53rd on 1998 NIKE TOUR money list

Birthdate: May 13, 1964

Birthplace: Santa Barbara, CA

Residence: McKinney, TX

Height: 6'0"

Weight: 175

Family: Wife, Julie

College: University of Southern California

Special Interests: All sports, fishing

Turned Professional: 1986

Best Career NIKE TOUR Finish: T2 — 1990 Yuma Open; 1993 NIKE New England Classic

Best 1998 NIKE TOUR Finishes: T4 — NIKE South Carolina Classic; T6 — NIKE Cleveland Open; T8 — NIKE Miami Valley Open

PGA TOUR Victories (1): 1987 Bank of Boston Classic

Best 1998 PGA TOUR Finish: T25 — AT&T Pebble Beach National Pro-Am

Other Information: Missed the cut in his first six 1998 events, but bounced back to finish in the money in 14 of his final 17 tournaments...had season-best NIKE TOUR finish at the NIKE South Carolina Classic where he tied for fourth, two strokes back of winner Gene Sauers...fired a six-under-par 64 in the second round of the NIKE Miami Valley Open, where he finished T8...followed up the next week with a T6 at the NIKE Cleveland Open...had five top-25 finishes in 23 events...1985 U.S. Amateur Champion, defeating Peter Persons 1-up in the final...medalist at the 1985 U.S. Amateur...winner of the 1981 Junior World title...California State Amateur champion...three-time first-team All-America selection at Southern California...won 13 tournament titles as a collegian...awarded 1985 Fred Haskins Trophy as outstanding collegiate player.

NIKE TOUR CAREER SUMMARY										PLAYOFF RECORD: 0-0	
Year	Events	Played	Cuts	1st	2nd	3rd	Top 10	Top 25	Earnings	Rank	
1990	19	14			1		4	7	\$28,545	34	
1992	11	6					1	3	\$10,712	105	
1993	24	12			1		1	8	\$28,626	58	
1994	19	11					1	8	\$22,585	65	
1995	22	12				1	3	7	\$37,287	51	
1996	17	8					2	5	\$19,995	85	
1997	21	11				1	1	6	\$30,434	64	
1998	23	14					3	5	\$42,677	53	
Total	156	88			2	2	16	49	\$220,860		
PGA TOUR CAREER SUMMARY										PLAYOFF RECORD: 0-0	
1982(AM.)	1	1									
1985(AM.)	1	1						1			
1985	1										
1986(AM.)	2	2									
1986	5	4						1	\$11,976	197	
1987	24	18		1			2	6	\$180,378	58	
1988	26	16				1	1	7	\$117,132	97	
1989	22	6					1	1	\$35,561	178	
1990	8	5						1	\$27,529	198	
1991	27	9					1	3	\$68,668	154	
1992	14	8						3	\$49,085	176	
1993	4	2							\$4,460	275	
1994	3	1							\$3,513	290	
1995	1	1							\$4,956	303	
1996	7	6						1	\$22,166	237	
1997	3	1							\$2,484	343	
1998	5	2						1	\$24,779	237	
Total	154	83		1		1	5	25	\$552,688	281	
COMBINED TOTAL MONEY:									\$773,548		

PGA TOUR TOP TOURNAMENT SUMMARY

YEAR	85	86	87	88	89	91	94	98
Masters Tournament	T18	T36		CUT				
U.S. Open	CUT	T35	T43			CUT	CUT	CUT
PGA Championship				CUT				
THE PLAYERS Championship			72	CUT	CUT			

SAM RANDOLPH...continued

1998 NIKE TOUR STATISTICS

Scoring Average	71.10	(56)
Driving Distance	279.3	(55)
Driving Accuracy Percentage	60.1	(93)
Total Driving	148	(92T)
Greens in Regulation Pct.	65.8	(64T)
Putting Average	1.783	(51)
Sand Save Percentage	42.2	(115T)
Eagles (Holes per)	262.8	(82)
Birdies Average	3.67	(33T)
All-Around Ranking	549	(80)
Scoring Average Before Cut	71.09	(56)
Scoring Average 3rd Round	70.79	(63)
Scoring Average Final Round	71.50	(60T)
Birdies Conversion %	31.0	(33T)
Par Breakers	20.8	(37T)

MISCELLANEOUS NIKE TOUR STATISTICS

1998 Low Round: 64: 1998 NIKE Miami Valley Open/2
 Career Low Round: 63: 1996 NIKE Ozarks Open/1
 Career Largest Paycheck: \$14,500: 2 times, most recent
 1997 NIKE Inland Empire Open/T3

1998 PGA TOUR STATISTICS

Scoring Average	70.67	(N/A)
Driving Distance	265.6	(N/A)
Driving Accuracy Percentage	73.5	(N/A)
Total Driving		(N/A)
Greens in Regulation Pct.	69.7	(N/A)
Putting Average	1.804	(N/A)
Sand Save Percentage	52.9	(N/A)
Eagles (Holes per)	234.0	(N/A)
Birdies Average	3.54	(N/A)
Scoring Average Before Cut	71.18	(N/A)
Scoring Average 3rd Round	69.00	(N/A)
Scoring Average Final Round	66.50	(N/A)
Birdies Conversion %	28.2	(N/A)
Par Breakers	20.1	(N/A)

MISCELLANEOUS PGA TOUR STATISTICS

1998 Low Round: 66: 2 times, most recent 1998 Deposit
 Guaranty Golf Classic/2
 Career Low Round: 64: 3 times, most recent 1989 GTE Byron
 Nelson/1
 Career Largest Paycheck: \$90,000: 1987 Bank Of Boston
 Classic/1



DON REESE

Exempt Status: 49th on 1998 NIKE TOUR money list
 Birthdate: December 7, 1953 Birthplace: O'Conta Falls, WI
 Residence: Freeport, FL; plays out of Bluewater Bay
 Height: 6'0" Weight: 205
 Family: Wife, Suzy
 College: Troy State University (1978)
 Special Interests: Hockey, fishing
 Turned Professional: 1979

NIKE TOUR Victories (1): 1991 Lake City Classic

Best 1998 NIKE TOUR Finish: T3 — NIKE South Florida Open

Best Career PGA TOUR Finishes: T5 — 1989 Hawaiian Open

Best 1998 PGA TOUR Finishes: Did not play on 1998 PGA TOUR

Other Information: Third-round leader at 1998 NIKE South Florida Open after posting rounds of 67-66-66 to get to 11-under par...carded a final-round 71 to finish T3, three strokes behind winner Eric Johnson...shared the first-round lead with John Wilson after shooting a 68 at the NIKE South Carolina Classic...fired weekend rounds of 69-65 to vault to T6 at the NIKE San Jose Open, missing playoff by two strokes...his final-round 65 at San Jose matched his best round of the season...made the cut in 14 of 26 events with eight top-25 finishes...member of the NIKE TOUR 1990-93 and 1997-98, also PGA TOUR member in 1982, 1989 and 1995...owns 18 career NIKE TOUR top-10 finishes...winner 1985 National PGA Match Play Championship...1985 and 1986 Metropolitan PGA Champion...1976-77 All-America selection at Troy State.

DON REESE...continued

NIKE TOUR CAREER SUMMARY										PLAYOFF RECORD: 0-0	
Year	Events	Played	Cuts Made	1st	2nd	3rd	Top 10	Top 25	Earnings	Rank	
1990	17		11				3	6	\$16,033	63	
1991	20		11	1			3	6	\$36,156	30	
1992	24		14				2	7	\$33,464	44	
1993	21		9				2	4	\$19,641	75	
1994	11		8				3	5	\$18,462	77	
1995	4		1						\$740	242	
1997	23		11				1	5	\$21,988	82	
1998	26		14			1	4	8	\$55,860	49	
Total	146		79	1		1	18	41	\$202,344		
PGA TOUR CAREER SUMMARY										PLAYOFF RECORD: 0-0	
1981	5										
1982	20		5						\$4,805	215	
1986	2										
1987	1										
1988	1										
1989	34		12				1	3	\$60,838	155	
1990	8		3						\$6,927	242	
1994	17		5					1	\$19,760	226	
1995	26		10					1	\$38,905	217	
1996	1										
Total	115		35				1	5	\$131,234		
COMBINED TOTAL MONEY:									\$333,579		

PGA TOUR TOP TOURNAMENT SUMMARY

YEAR	86	89
U.S. Open	CUT	CUT
THE PLAYERS Championship		CUT

1998 NIKE TOUR STATISTICS

Scoring Average	71.13	(59T)
Driving Distance	271.2	(105)
Driving Accuracy Percentage	70.6	(12)
Total Driving	117	(52T)
Greens in Regulation Pct.	69.5	(11)
Putting Average	1.784	(52T)
Sand Save Percentage	44.5	(104)
Eagles (Holes per)	280.8	(87)
Birdies Average	3.58	(48T)
All-Around Ranking	478	(61)
Scoring Average Before Cut	70.78	(31T)
Scoring Average 3rd Round	71.64	(96T)
Scoring Average Final Round	72.00	(80T)
Birdies Conversion %	28.6	(81T)
Par Breakers	20.2	(56T)

MISCELLANEOUS NIKE TOUR STATISTICS

1998 Low Round: 65: 3 times, most recent 1998 NIKE San Jose Open/4
 Career Low Round: 65: 11 times, most recent 1998 NIKE San Jose Open/4
 Career Largest Paycheck: \$25,000: 1991 Lake City Classic/1

MISCELLANEOUS PGA TOUR STATISTICS

Career Low Round: 64: 1989 Hawaiian Open/3
 Career Largest Paycheck: \$28,500: 1989 Hawaiian Open/T5



KEVIN RILEY

Exempt Status: 24th NIKE TOUR Qualifier at 1998 PGA TOUR Qualifying Tournament
 Birthdate: April 30, 1971 Birthplace: La Jolla, CA
 Residence: Henderson, NV
 Height: 5'10" Weight: 195
 Family: Wife, Melissa
 College: San Diego State University
 Special Interests: Playing with his two dogs, Padres baseball
 Turned Professional: 1995

Best Career NIKE TOUR Finish: T3 — 1998 NIKE Tri-Cities Open

Best 1998 NIKE TOUR Finish: T3 — NIKE Tri-Cities Open

Best Career PGA TOUR Finish: 75 — 1996 Nissan Open

Best 1998 PGA TOUR Finish: Did not play on 1998 PGA TOUR

Other Information: Made the cut in 11 of 25 events on the 1998 NIKE TOUR, with his best finish a tie for third at the NIKE Tri-Cities Open...was the first-round leader at NIKE Monterrey Open, where he fired an 8-under-par 64...as an amateur, missed the cut in the 1992 Buick Invitational...winner of 1996 Benson and Hedges Tijuana Open...set record on the Golden State tour with seven two-day victories...his father got him and brother Chris started in golf when they were in grade school... Riley brothers are only second set of brothers to hold NIKE TOUR membership in same year, joining Curt and Tom Byrum (members in 1994).

NIKE TOUR CAREER SUMMARY										PLAYOFF RECORD: 0-0	
Year	Events	Played	Cuts	Made	1st	2nd	3rd	Top 10	Top 25	Earnings	Rank
1998	25		11				1	1	4	\$28,000	73
Total	25		11				1	1	4	\$28,000	

PGA TOUR CAREER SUMMARY										PLAYOFF RECORD: 0-0	
Year	Events	Played	Cuts	Made	1st	2nd	3rd	Top 10	Top 25	Earnings	Rank
1992(AM.)	1										
1996	1		1							\$2,280	367
Total	2		1							\$2,280	
COMBINED TOTAL MONEY:										\$30,280	

1998 NIKE TOUR STATISTICS


Scoring Average	71.59	(92)
Driving Distance	283.1	(30)
Driving Accuracy Percentage	65.5	(47)
Total Driving	77	(12T)
Greens in Regulation Pct.	64.9	(83)
Putting Average	1.801	(82T)
Sand Save Percentage	47.0	(87T)
Eagles (Holes per)	207.0	(65T)
Birdies Average	3.38	(88T)
All-Around Ranking	574	(84T)
Scoring Average Before Cut	71.73	(96)
Scoring Average 3rd Round	70.50	(48T)
Scoring Average Final Round	72.00	(80T)
Birdies Conversion %	28.9	(76T)
Par Breakers	19.2	(87T)

MISCELLANEOUS NIKE TOUR STATISTICS

1998 Low Round: 64: 1998 NIKE Monterrey Open/1
 Career Low Round: 64: 1998 NIKE Monterrey Open/1
 Career Largest Paycheck: \$14,812: 1998 NIKE Tri-Cities Open/T3

MISCELLANEOUS PGA TOUR STATISTICS

Career Low Round: 71: 1996 Nissan Open/2
 Career Largest Paycheck: \$2,280: 1996 Nissan Open/75



GENE SAUERS

Exempt Status: 1998 Tournament Winner

Birthdate: August 22, 1962

Birthplace: Savannah, GA

Residence: Savannah, GA; plays out of Haig Point Club, Dafuskie Island, SC

Family: 5'8"

Weight: 150

Family: Wife, Tammy; Gene Jr. (1/23/89), Rhett (7/16/90), Dylan Thomas (8/30/93)

College: Georgia Southern University

Special Interests: Snow skiing, hunting, sport fishing

Turned Professional: 1984

NIKE TOUR Victories (1): 1998 NIKE South Carolina Classic

Best 1998 NIKE TOUR Finishes: 1 — NIKE South Carolina Classic, T2 — NIKE Greater Austin Open, T3 — NIKE Omaha Classic, T5 — NIKE Knoxville Open, T8 — NIKE San Jose Open

PGA TOUR Victories (2): 1986 Bank of Boston Classic 1989 Hawaiian Open 1990 Deposit Guaranty (unofficial)

Best 1998 PGA TOUR Finish: T20 — Canon Greater Hartford Open

Other Information: Named NIKE TOUR Player of the Month for May...earned his first NIKE TOUR win at the NIKE South Carolina Classic, becoming the first former PGA TOUR champion to win on the NIKE TOUR since Mark Carnevale won the NIKE Inland Empire Open in February 1997...fired a 65 in third round of the NIKE Greater Austin Open to tie the course record at The Hills Country Club...tied the Three Ridges GC course record with a 9-under-par 63 in third round of the NIKE Knoxville Open...established a course record at Almaden Country Club, firing an 11-under-par 61 in second round of the NIKE San Jose Open...shared the third-round lead at the NIKE Greater Austin Open...tied for third at the NIKE Omaha Classic, missing a playoff by one stroke...shared the third-round lead at the NIKE San Jose Open...made the cut in 12 of 18 tournaments...ranked No. 1 in putting average (1.728) for 1998 season...in addition to two official PGA TOUR victories, won unofficial 1990 Deposit Guaranty Golf Classic...increased earnings each of his first nine seasons on the PGA TOUR...winner of Trans America Athletic Conference title at Georgia Southern...winner of three Georgia State Opens, one as an amateur...avid sport fisherman who has won a number of fishing tournaments.

NIKE TOUR CAREER SUMMARY										PLAYOFF RECORD: 0-0	
Year	Events	Played	Cuts	Made	1st	2nd	3rd	Top 10	Top 25	Earnings	Rank
1997	2		2					1	1	\$6,470	144
1998	18		12		1	1	1	5	8	\$104,721	21
Total	20		14		1	1	1	6	9	\$111,191	
PGA TOUR CAREER SUMMARY										PLAYOFF RECORD: 1-3	
1984	23		13					1	4	\$36,537	128
1985	21		12					1	5	\$48,526	121
1986	34		28		1			4	9	\$199,044	42
1987	32		22			1	1	5	12	\$244,655	38
1988	30		23				1	6	11	\$280,719	35
1989	24		18		1			4	7	\$303,669	38
1990	27		21		1			5	13	\$374,485	31
1991	25		17			1	1	5	10	\$400,535	37
1992	24		16			3	1	5	9	\$434,566	32
1993	28		19						3	\$117,608	128
1994	26		18			1		2	4	\$250,654	73
1995	23		15				1	2	5	\$311,578	60
1996	25		16					1	2	\$123,904	148
1997	16		10					2	2	\$116,445	157
1998	11		8						1	\$47,917	206
Total	369		256		3	6	5	43	97	\$3,290,841	81
COMBINED TOTAL MONEY:										\$3,402,033	

PGA TOUR TOP TOURNAMENT SUMMARY															
YEAR	84	85	86	87	88	89	90	91	92	93	94	95	96		
Masters Tournament				T33		CUT				T34					
U.S. Open		CUT	T58	T58											
British Open Championship													T88		
PGA Championship			T30	T24	CUT	T58	CUT	T63	T2	T22		T44			
THE PLAYERS Championship		CUT	CUT	T32	T16	T55	T29	T9	CUT	CUT	T51	T3	T53		

GENE SAUERS...continued

1998 NIKE TOUR STATISTICS

Scoring Average	70.75	(31T)
Driving Distance	270.7	(106)
Driving Accuracy Percentage	62.7	(72T)
Total Driving	178	(113)
Greens in Regulation Pct.	64.4	(87T)
Putting Average	1.728	(1)
Sand Save Percentage	57.6	(17T)
Eagles (Holes per)	120.0	(21)
Birdies Average	3.72	(26T)
All-Around Ranking	361	(28T)
Scoring Average Before Cut	70.92	(39)
Scoring Average 3rd Round	69.17	(6)
Scoring Average Final Round	71.83	(71T)
Birdies Conversion %	32.1	(14T)
Par Breakers	21.5	(20T)

MISCELLANEOUS NIKE TOUR STATISTICS


1998 Low Round: 61: 1998 NIKE San Jose Open/2
 Career Low Round: 61: 1998 NIKE San Jose Open/2
 Career Largest Paycheck: \$40,500: 1998 NIKE South Carolina Classic/1

1998 PGA TOUR STATISTICS

Scoring Average	71.79	(N/A)
Driving Distance	265.6	(N/A)
Driving Accuracy Percentage	68.5	(N/A)
Total Driving		(N/A)
Greens in Regulation Pct.	66.2	(N/A)
Putting Average	1.801	(N/A)
Sand Save Percentage	51.7	(N/A)
Birdies Average	3.29	(N/A)
Scoring Average Before Cut	70.82	(N/A)
Scoring Average 3rd Round	71.00	(N/A)
Scoring Average Final Round	73.78	(N/A)
Birdies Conversion %	27.6	(N/A)
Par Breakers	18.3	(N/A)

MISCELLANEOUS PGA TOUR STATISTICS

1998 Low Round: 65: 1998 Canon Greater Hartford Open/2
 Career Low Round: 62: 2 times, most recent 1990 S.W.Bell Colonial/4
 Career Largest Paycheck: \$156,000: 1995 THE PLAYERS Championship/T3



DAVE SCHREYER

Exempt Status: 13th NIKE TOUR Qualifier at 1998 PGA TOUR Qualifying Tournament
Birthdate: September 15, 1966 **Birthplace:** Atlanta, GA
Residence: Peachtree City, GA
Height: 5'11" **Weight:** 170
Family: Single
College: Huntingdon College (1989, Marketing)
Special Interests: Weight training, family, music, the arts
Turned Professional: 1989

Best Career NIKE TOUR Finish: T5 — 1998 NIKE Carolina Classic

Best 1998 NIKE TOUR Finishes: T5 — NIKE Carolina Classic, T10 — NIKE Lakeland Classic

Best Career PGA TOUR Finish: T32 — 1992 Federal Express St. Jude Classic

Best 1998 PGA TOUR Finish: Did not play on 1998 PGA TOUR

Other Information: Was first-time NIKE TOUR member in 1998...made the cut in 10 of 25 events with his best-ever finish coming at the NIKE Carolina Classic, where he tied for fifth...best round of the year came on the final day of the NIKE South Florida Open, when he carded a 6-under-par 64...earned membership on 1992 PGA TOUR at the 1991 Qualifying Tournament...finished No. 242 on the money list that year, and his T32 at the Federal Express St. Jude Classic is his best finish on the PGA TOUR...member of the South African PGA TOUR 1993-95...five victories on the Hooters Tour from 1991-97...four-time NAIA All-American and 1988 NAIA National Champion, along with six other collegiate wins...member of World University Games team 1986-88...was Georgia State Open champion in 1990...sister Cindy Schreyer-McCurdy is member of LPGA.

DAVE SCHREYER...continued

NIKE TOUR CAREER SUMMARY										PLAYOFF RECORD: 0-0	
Year	Events	Played	Cuts	Made	1st	2nd	3rd	Top 10	Top 25	Earnings	Rank
1990	1										
1992	4		3							\$2,163	182
1993	2										
1997	2		2					1	1	\$12,015	113
1998	25		10					2	5	\$24,736	79
Total	34		15					3	6	\$38,914	

PGA TOUR CAREER SUMMARY										PLAYOFF RECORD: 0-0	
Year	Events	Played	Cuts	Made	1st	2nd	3rd	Top 10	Top 25	Earnings	Rank
1988(AM.)	1										
1992	23		3							\$10,215	242
1996	1										
1997	1		1							\$6,000	296
Total	26		4							\$16,215	
COMBINED TOTAL MONEY:										\$55,129	

PGA TOUR TOP TOURNAMENT SUMMARY

YEAR 97
U.S. Open T65

1998 NIKE TOUR STATISTICS

Scoring Average ----- 71.46 (78T)
Driving Distance ----- 283.3 (28T)
Driving Accuracy Percentage --- 59.7 (96)
Total Driving ----- 124 (64T)
Greens in Regulation Pct. ----- 60.0 (117)
Putting Average ----- 1.777 (38T)
Sand Save Percentage ----- 59.3 (10)
Eagles (Holes per) ----- 244.8 (77)
Birdies Average ----- 3.32 (95T)
All-Around Ranking ----- 539 (73T)
Scoring Average Before Cut ---- 71.56 (85)
Scoring Average 3rd Round ---- 71.60 (95)
Scoring Average Final Round -- 70.80 (28T)
Birdies Conversion % ----- 30.7 (41T)
Par Breakers ----- 18.9 (97)

MISCELLANEOUS NIKE TOUR STATISTICS

1998 Low Round: 64: 1998 NIKE South Florida Open/4
Career Low Round: 64: 1998 NIKE South Florida Open/4
Career Largest Paycheck: \$11,250: 1997 NIKE Louisiana Open/T7

MISCELLANEOUS PGA TOUR STATISTICS

Career Low Round: 66: 1992 Fed Exp St. Jude/3
Career Largest Paycheck: \$6,000: 1997 U.S. Open/T65



TOM SILVA

Exempt Status: 9th NIKE TOUR Qualifier at 1998 PGA TOUR Qualifying Tournament
Birthdate: December 23, 1962 **Birthplace:** San Jose, CA
Residence: Palm Springs, CA; plays out of Cathedral Canyon CC
Height: 5'11" **Weight:** 190
Family: Single; Trevor (2/91), Nathan (5/92)
College: San Jose City College, San Jose State University
Turned Professional: 1988

Best Career NIKE TOUR Finish: T6 — 1990 Lake City Classic

Best 1998 NIKE TOUR Finish: T20 — NIKE Boise Open

Best Career PGA TOUR Finish: 72 — 1990 B.C. Open

Best 1998 PGA TOUR Finish: Did not play on 1998 PGA TOUR

TOM SILVA...continued

Other Information: 1998 TearDrop Tour leading money winner...four victories on 1998 TearDrop Tour...lists Craig Chapman among his teachers...his father got him started in the game at an early age...winner Northern California Amateur and Paradise Valley (AZ) Open...honorable mention All-American at San Jose State.

NIKE TOUR CAREER SUMMARY										PLAYOFF RECORD: 0-0	
Year	Events	Played	Cuts	Made	1st	2nd	3rd	Top 10	Top 25	Earnings	Rank
1990	9		3					2	2	\$5,402	113
1991	2										
1994	1		1							\$683	246
1995	1										
1997	1										
1998	2		1						1	\$3,075	183
Total	16		5					2	3	\$9,159	

PGA TOUR CAREER SUMMARY										PLAYOFF RECORD: 0-0	
Year	Events	Played	Cuts	Made	1st	2nd	3rd	Top 10	Top 25	Earnings	Rank
1990	14		1							\$1,372	297
Total	14		1							\$1,372	

COMBINED TOTAL MONEY: \$10,531

1998 NIKE TOUR STATISTICS

Scoring Average	71.33	(N/A)
Driving Distance	288.1	(N/A)
Driving Accuracy Percentage	64.3	(N/A)
Total Driving		(N/A)
Greens in Regulation Pct.	62.0	(N/A)
Putting Average	1.821	(N/A)
Sand Save Percentage	42.9	(N/A)
Birdies Average	3.33	(N/A)
Scoring Average Before Cut	72.00	(N/A)
Scoring Average 3rd Round	69.00	(N/A)
Scoring Average Final Round	71.00	(N/A)
Birdies Conversion %	29.9	(N/A)
Par Breakers	18.5	(N/A)

MISCELLANEOUS NIKE TOUR STATISTICS

1998 Low Round: 67: 1998 NIKE Boise Open/2
 Career Low Round: 66: 1990 Lake City Classic/3
 Career Largest Paycheck: \$3,075: 1998 NIKE Boise Open/T20

MISCELLANEOUS PGA TOUR STATISTICS

Career Low Round: 68: 1990 Chattanooga Classic/1
 Career Largest Paycheck: \$1,372: 1990 B.C. Open/72



JOEY SNYDER III

Exempt Status: 47th on the 1998 NIKE TOUR money list
Birthdate: June 7, 1973 **Birthplace:** Springville, NY
Residence: Scottsdale, AZ
Height: 6'2" **Weight:** 200
Family: Single
College: Arizona State University (1996, Business Management)
Special Interest: Fishing
Turned Professional: 1996

Best Career NIKE TOUR Finish: T3 — 1998 NIKE Carolina Classic, 1998 NIKE Greensboro Open

Best 1998 NIKE TOUR Finishes: T3 — NIKE Carolina Classic, NIKE Greensboro Open, T5 — NIKE Louisiana Open

Other Information: NIKE TOUR rookie in 1998 who tied for third at the NIKE Carolina Classic and the NIKE Greensboro Open...fired rounds of 67-68 over the final two days to finish T5 at the NIKE Louisiana Open, his fifth event of the year...finished 15-under-par at the NIKE Carolina Classic to finish three strokes behind winner Brian Bateman...made the cut in 17 of 29 events with eight top-25 finishes...was third in driving distance (296.9) and seventh in total eagles (13) for the 1998 season...made the cut in only two previous NIKE TOUR events played prior to 1998, T33 at 1997 NIKE Boise Open and 57th at 1996 NIKE Boise Open...in only PGA TOUR appearance, missed the cut at the 1996 LaCantera Texas Open...received Dave Williams Award as top collegiate golfer in 1996 when he led his Arizona State University team to NCAA team championship...won the 1996 Porter Cup...lists his mom and Steve Jones as his heroes...says his father got him started in golf at age six.

JOEY SNYDER III...continued

NIKE TOUR CAREER SUMMARY										PLAYOFF RECORD: 0-0	
Year	Events	Played	Cuts	Made	1st	2nd	3rd	Top 10	Top 25	Earnings	Rank
1996	1		1							\$525	271
1997	1		1							\$1,403	212
1998	29		18				2	3	8	\$61,533	47
Total	31		20				2	3	8	\$63,461	

PGA TOUR CAREER SUMMARY										PLAYOFF RECORD: 0-0	
Year	Events	Played	Cuts	Made	1st	2nd	3rd	Top 10	Top 25	Earnings	Rank
1996	1										
Total	1										

COMBINED TOTAL MONEY:										\$63,461	
-----------------------	--	--	--	--	--	--	--	--	--	----------	--

1998 NIKE TOUR STATISTICS		
Scoring Average	71.46	(78T)
Driving Distance	296.9	(3)
Driving Accuracy Percentage	62.2	(78T)
Total Driving	81	(15)
Greens in Regulation Pct.	66.7	(43T)
Putting Average	1.803	(87)
Sand Save Percentage	47.9	(79T)
Eagles (Holes per)	128.8	(23)
Birdies Average	3.61	(43)
All-Around Ranking	434	(50T)
Scoring Average Before Cut	71.45	(78)
Scoring Average 3rd Round	71.33	(87)
Scoring Average Final Round	71.78	(70)
Birdies Conversion %	30.1	(53T)
Par Breakers	20.8	(37T)

MISCELLANEOUS NIKE TOUR STATISTICS	
1998 Low Round:	65: 1998 NIKE Greensboro Open/1
Career Low Round:	65: 1998 NIKE Greensboro Open/1
Career Largest Paycheck:	\$16,312: 1998 NIKE Carolina Classic/T3

MISCELLANEOUS PGA TOUR STATISTICS	
Career Low Round:	72: 1996 LaCantera Texas Open/1



MIKE STANDLY

Exempt Status: 45th NIKE TOUR Qualifier at 1998 PGA TOUR Qualifying Tournament
Height: 6'0" **Weight:** 190
Birthdate: May 19, 1964 **Birthplace:** Oxnard, CA
Residence: Houston, TX
College: University of Houston
Special Interests: Fishing, hunting
Turned Professional: 1986

Best Career NIKE TOUR Finish: T12 — 1990 Amarillo Open.

Best 1998 NIKE TOUR Finish: Did not play on 1998 NIKE TOUR

PGA TOUR Victories (1): 1993 Freeport-McMoran Classic

Best 1998 PGA TOUR Finish: T7 — Bell Canadian Open.

Other Information: PGA TOUR member 1991-99... lone victory came at the 1993 Freeport-McMoran Classic, where he posted a final-round 67 to come from two strokes off the lead... finished second at 1997 Deposit Guaranty Golf Classic when Billy Ray Brown birdied the final hole to win by one... has 29 career top-25 finishes in PGA TOUR career, earning more than \$1.5M... medalist in 1991 PGA TOUR Qualifying Tournament... played Ben Hogan Tour (now NIKE TOUR) in 1990, earning \$10,446 in 28 events... runner-up to Scott Verplank in 1986 NCAA finals... 1986 All-American... winner of the 1984 Boone Links Invitational... plays host to the Mike Standly Pro-Am benefiting the AIDS Foundation.

MIKE STANDLY...continued

NIKE TOUR CAREER SUMMARY

PLAYOFF RECORD: 0-0

Year	Events	Played	Cuts	Made	1st	2nd	3rd	Top 10	Top 25	Earnings	Rank
1990	28		13						4	\$10,446	84
1991	2		2						1	\$1,700	186
1992	1										
1997	1		1						1	\$3,709	157
Total	32		16						6	\$15,855	

PGA TOUR CAREER SUMMARY

PLAYOFF RECORD: 0-0

Year	Events	Played	Cuts	Made	1st	2nd	3rd	Top 10	Top 25	Earnings	Rank
1986	1										
1987	1										
1988	1		1							\$800	315
1991	31		14						2	\$55,846	171
1992	29		22			1		2	5	\$213,712	73
1993	30		17		1			2	5	\$323,886	49
1994	30		19						6	\$179,850	99
1995	30		17					3	3	\$177,920	105
1996	31		11					1	2	\$99,034	164
1997	28		14			1		3	6	\$318,939	75
1998	31		12					1	3	\$191,976	140
Total	243		127		1	2		12	32	\$1,561,963	172
COMBINED TOTAL MONEY:										\$1,577,818	

PGA TOUR TOP TOURNAMENT SUMMARY

YEAR 93 94 95 96 97 98

Masters Tournament CUT T41

U.S. Open T16 CUT

PGA Championship T61 CUT

THE PLAYERS Championship CUT T19 CUT CUT CUT

1998 NIKE TOUR STATISTICS

Scoring Average	71.93	(151T)
Driving Distance	273.1	(60)
Driving Accuracy Percentage	67.9	(114T)
Total Driving	174	(76T)
Greens in Regulation Pct.	61.2	(169T)
Putting Average	1.806	(149T)
Sand Save Percentage	47.9	(143T)
Eagles (Holes per)	258.0	(88)
Birdies Average	2.93	(169T)
All-Around Ranking	1,043	(164)
Scoring Average Before Cut	72.17	(153T)
Scoring Average 3rd Round	71.77	(144T)
Scoring Average Final Round	70.75	(46T)
Birdies Conversion %	26.6	(148T)
Par Breakers	16.7	(168T)

MISCELLANEOUS NIKE TOUR STATISTICS

1998 Low Round: 66: 1998 Bob Hope Chrysler Classic/3
 Career Low Round: 62: 1995 FedEx St. Jude Classic/1
 Career Largest Paycheck: \$180,000: 1993 Freeport-Mcmoran Classic/1

MISCELLANEOUS PGA TOUR STATISTICS

Career Low Round: 65: 2 times, most recent 1990 Amarillo Open/3
 Career Largest Paycheck: \$3,708: 1997 NIKE Louisiana Open/T15



CHRIS STARKJOHANN (STARK-JON)

Exempt Status: 1998 Tournament Winner

Birthplace: June 30, 1956

Birthplace: Ft. Worth, TX

Residence: Temecula, CA

Height: 5'11"

Weight: 165

Family: Wife, Tracy

College: Eastern Wyoming College

Special Interests: Skiing, chess

Turned Professional: 1977

NIKE TOUR Victories (1): 1998 NIKE St. Louis Golf Classic

Best 1998 NIKE TOUR Finish: 1 — NIKE St. Louis Golf Classic

Best Career PGA TOUR Finish: Has not made a cut on PGA TOUR

Best 1998 PGA TOUR Finish: Did not play on 1998 PGA TOUR

Other Information: Earned his first career NIKE TOUR victory at the NIKE St. Louis Golf Classic...his wife Tracy caddied for him during the win...chipped in for birdie at the 72nd hole...was T48 after the first round but vaulted to victory with weekend rounds of 64-63...made the cut in two of 13 tournaments, with a T22 at the NIKE Hershey Open his only other payday for the season... NIKE TOUR member in 1993-94 with his best finish a T18 at the 1993 NIKE Monterrey Open...1991 Southern California Open champion...1991 Southern California Section champion...winner of the Southern California PGA Match Play.

NIKE TOUR CAREER SUMMARY

PLAYOFF RECORD: 0-0

Year	Events	Played	Cuts Made	1st	2nd	3rd	Top 10	Top 25	Earnings	Rank
1990	1									
1991	1									
1992	2									
1993	15		5					2	\$5,128	140
1994	1									
1997	1		1						\$1,100	228
1998	13		2	1			1	2	\$42,581	54
Total	34		8	1			1	4	\$48,809	

PGA TOUR CAREER SUMMARY

PLAYOFF RECORD: 0-0

Year	Events	Played	Cuts Made	1st	2nd	3rd	Top 10	Top 25	Earnings	Rank
1987	1									
1989	1									
1991	1									
1992	3									
1993	1									
Total	7									

COMBINED TOTAL MONEY:

\$48,809

PGA TOUR TOP TOURNAMENT SUMMARY

YEAR 93

PGA Championship CUT

1998 NIKE TOUR STATISTICS

Scoring Average	71.57	(N/A)
Driving Distance	268.0	(N/A)
Driving Accuracy Percentage	73.4	(N/A)
Total Driving		(N/A)
Greens in Regulation Pct.	68.1	(N/A)
Putting Average	1.823	(N/A)
Sand Save Percentage	48.7	(N/A)
Eagles (Holes per)	540.0	(N/A)
Birdies Average	3.27	(N/A)
Scoring Average Before Cut	72.12	(N/A)
Scoring Average 3rd Round	67.50	(N/A)
Scoring Average Final Round	68.50	(N/A)
Birdies Conversion %	26.6	(N/A)
Par Breakers	18.3	(N/A)

MISCELLANEOUS NIKE TOUR STATISTICS

1998 Low Round: 63: 1998 NIKE St. Louis Golf Classic/4
Career Low Round: 63: 1998 NIKE St. Louis Golf Classic/4
Career Largest Paycheck: \$40,500: 1998 NIKE St. Louis Golf Classic/1

MISCELLANEOUS PGA TOUR STATISTICS

Career Low Round: 68: 1992 Bob Hope Chrysler Classic/4



MIKE SULLIVAN

Exempt Status: 41st on 1998 NIKE TOUR money list
Birthdate: January 1, 1955 **Birthplace:** Gary, IN
Residence: Greenville, TN
Height: 6'2" **Weight:** 220
Family: Wife, Sandy; Rebecca (6/13/85)
College: University of Florida
Special Interests: Flying, hunting, fishing
Turned Professional: 1975

Best Career NIKE TOUR Finish: T2 — 1998 NIKE Dominion Open

Best 1998 NIKE TOUR Finishes: T2 — NIKE Dominion Open, 3 — NIKE Upstate Classic, T6 — NIKE Huntsville Open, T10 — NIKE Dakota Dunes Open, NIKE Tri-Cities Open

PGA TOUR Victories (3): 1980 Southern Open 1989 Independent Insurance Agent Open 1994 B.C. Open

Best 1998 PGA TOUR Finish: T22 — Shell Houston Open

Other Information: Posted his best career NIKE TOUR finish when he tied for second at the 1998 NIKE Dominion Open...was third-round co-leader at Dominion but fired a final-round 74 to wind up two shots back of winner Bob Burns...collected third-place check at the rain-shortened NIKE Upstate Classic...T6 the following week at the NIKE Huntsville Open...made the cut in 13 of 20 events with six top-25 finishes...enjoyed his best season on PGA TOUR in 1994, winning the B.C. Open and finishing second in a playoff at the Deposit Guaranty Classic...posted a final-round 66 to win B.C. Open by four strokes over Jeff Sluman...has been plagued by back trouble throughout his career...posted a 7-under-par 28 for nine holes in 1988 Texas Open...teamed with Don January to win 1984 Shootout at Jeremy Ranch, then a PGA TOUR/SENIOR PGA TOUR event.

NIKE TOUR CAREER SUMMARY								PLAYOFF RECORD: 0-0		
Year	Events	Played	Cuts Made	1st	2nd	3rd	Top 10	Top 25	Earnings	Rank
1997	5		3					1	\$5,603	148
1998	20		13		1	1	5	6	\$67,548	41
Total	25		16		1	1	5	7	\$73,151	

PGA TOUR CAREER SUMMARY								PLAYOFF RECORD: 0-4		
Year	Events	Played	Cuts Made	1st	2nd	3rd	Top 10	Top 25	Earnings	Rank
1977	7		7				1	1	\$11,170	142
1978	16		16		1		3	8	\$41,184	75
1979	17		16				2	7	\$38,596	97
1980	28		19	1	2	1	8	11	\$147,759	22
1981	31		23		1	1	4	11	\$94,844	41
1982	29		19				1	6	\$37,957	110
1983	28		19			1	3	10	\$93,437	60
1984	25		18				5	9	\$111,415	63
1985	26		12				2	6	\$45,032	127
1986	25		22		1		3	8	\$150,407	62
1987	26		16				1	6	\$79,456	112
1988	30		17				2	6	\$115,994	99
1989	24		17	1			2	5	\$273,962	47
1990	27		16				1	3	\$80,038	147
1991	29		16					5	\$106,048	133
1992	28		13				2	3	\$115,441	121
1993	15		9					2	\$68,587	167
1994	26		11	1	1		2	3	\$298,586	60
1995	26		17				1	3	\$167,486	113
1996	28		17				1	2	\$126,069	147
1997	15		5					2	\$43,122	211
1998	8		2					1	\$21,582	241
Total	514		327	3	6	3	44	118	\$2,268,173	116
COMBINED TOTAL MONEY:									\$2,341,323	

MIKE SULLIVAN...continued

PGA TOUR TOP TOURNAMENT SUMMARY

YEAR	78	79	80	81	82	83	84	85	86	87	88	89	90	93	94
Masters Tournament				T35								T46			
U.S. Open				CUT		T34	T25								CUT
PGA Championship	T34		T30	T56	CUT	CUT	T65		T53	T56		T12	CUT		
THE PLAYERS Championship		CUT	CUT	T63	W/D	DQ	T26	W/D	T40			CUT	T17	T46	CUT

PGA TOUR TOP TOURNAMENT SUMMARY

YEAR	95	96
Masters Tournament	CUT	
PGA Championship	T63	
THE PLAYERS Championship	CUT	CUT

1998 NIKE TOUR STATISTICS

Scoring Average	71.54	(85T)
Driving Distance	272.8	(99)
Driving Accuracy Percentage	62.5	(74T)
Total Driving	173	(111)
Greens in Regulation Pct.	65.6	(70T)
Putting Average	1.802	(86)
Sand Save Percentage	63.6	(5)
Eagles (Holes per)	292.5	(90T)
Birdies Average	3.32	(95T)
All-Around Ranking	604	(93)
Scoring Average Before Cut	71.28	(67)
Scoring Average 3rd Round	70.46	(43)
Scoring Average Final Round	73.00	(112T)
Birdies Conversion %	28.1	(85T)
Par Breakers	18.8	(98T)

MISCELLANEOUS NIKE TOUR STATISTICS


1998 Low Round: 65: 1998 NIKE Fort Smith Classic/2
 Career Low Round: 65: 1998 NIKE Fort Smith Classic/2
 Career Largest Paycheck: \$18,562: 1998 NIKE Upstate Classic/3

1998 PGA TOUR STATISTICS

Scoring Average	72.04	(N/A)
Driving Distance	270.9	(N/A)
Driving Accuracy Percentage	69.0	(N/A)
Total Driving		(N/A)
Greens in Regulation Pct.	64.2	(N/A)
Putting Average	1.822	(N/A)
Sand Save Percentage	40.0	(N/A)
Birdies Average	2.94	(N/A)
Scoring Average Before Cut	72.13	(N/A)
Scoring Average 3rd Round	73.50	(N/A)
Scoring Average Final Round	71.00	(N/A)
Birdies Conversion %	25.5	(N/A)
Par Breakers	16.4	(N/A)

MISCELLANEOUS PGA TOUR STATISTICS

1998 Low Round: 69: 1998 Shell Houston Open/4
 Career Low Round: 62: 2 times, most recent 1992 Fed Exp St. Jude/3
 Career Largest Paycheck: \$162,000: 1994 B.C. Open/1



SHANE SUPPLE

Exempt Status: 34th NIKE TOUR Qualifier at 1998 PGA TOUR Qualifying Tournament
Birthdate: December 21, 1970 **Birthplace:** Fort Walton Beach, FL
Residence: De Funiak Springs, FL; plays out of De Funiak Country Club
Height: 5'11" **Weight:** 180
Family: Wife, Tina; Cori Shane (2/5/96)
College: Auburn University
Special Interests: Reading, family
Turned Professional: 1993

Best Career NIKE TOUR Finish: T26 — 1997 NIKE Mississippi Gulf Coast Classic

Best 1998 NIKE TOUR Finish: Did not play on 1998 NIKE TOUR

Other Information: NIKE TOUR member in 1997...finished No. 154 on money list with \$4,652 in 19 events...leading money winner on 1996 Emerald Coast Tour...says his biggest thrill in golf was meeting Byron Nelson at 1993 PGA Championship...lists Nelson as his hero...1990 Southeastern Conference Freshman of the Year...winner National High School Championship and also Florida State High School Championship in 1989...his father was football standout at the University of Southern Mississippi.

SHANE SUPPLE...continued

NIKE TOUR CAREER SUMMARY


PLAYOFF RECORD: 0-0

Year	Events Played	Cuts	1st	2nd	3rd	Top 10	Top 25	Earnings	Rank
1997	19	6						\$4,652	154
Total	19	6						\$4,652	

MISCELLANEOUS NIKE TOUR STATISTICS

Career Low Round: 67: 3 times, most recent 1997 NIKE Wichita Open/1

Career Largest Paycheck: \$1,390: 1997 NIKE Mississippi Gulf Coast Classic/T26



BRIAN TENNYSON

Exempt Status: 52nd on 1998 NIKE TOUR Money List

Birthdate: July 10, 1962

Birthplace: Evansville, IN

Residence: Evansville, IN

Height: 5'10"

Weight: 160

Family: Wife, Jeanne; Ryan (3/27/89), Taryn (7/9/92)

College: Ball State University (1984, Business Administration)

Special Interests: Reading, snow skiing

Turned Professional: 1984

Best Career NIKE TOUR Finish: T4 — 1998 NIKE San Jose Open

Best 1998 NIKE TOUR Finish: T4 — NIKE San Jose Open; T7 — NIKE Lehigh Valley Open; 9 — NIKE South Florida Open

Best Career PGA TOUR Finish: T2 — 1989 Hardee's Golf Classic 1990 Bob Hope Chrysler Classic

Best 1998 PGA TOUR Finish: Did not play on 1998 PGA TOUR

Other Information: Member of the PGA TOUR from 1987-92 and again in 1996, when he finished No. 166 on the money list in last full year on PGA TOUR...1998 was first full year as member of NIKE TOUR...made the cut in 15 of 21 events and finished No. 52 on the money list with \$46,515...had three top-10 finishes, with his best showing a career-best T4 at the NIKE San Jose Open, where he missed a playoff by one stroke...top PGA TOUR finishes of T2 at 1989 Hardee's Golf Classic and 1990 Bob Hope Chrysler Classic...winner of 1987 Indian Open and Phillipine Open on Asian Tour, as well as eight collegiate events...named 1984 NCAA Academic All-American...says his biggest thrill in golf was playing in 1991 Masters Tournament...quit golf in 1992 to wear suit and tie as vice-president of Papa John's national pizza chain, helping to take the company public...list his wife as his hero...has co-owned several companies...youngest of nine children.

NIKE TOUR CAREER SUMMARY

PLAYOFF RECORD: 0-0

Year	Events Played	Cuts Made	1st	2nd	3rd	Top 10	Top 25	Earnings	Rank
1992	3	2				1	1	\$2,944	164
1994	1								
1997	2	2						\$1,580	204
1998	21	15				3	7	\$46,515	52
Total	27	19				4	8	\$51,039	

PGA TOUR CAREER SUMMARY

PLAYOFF RECORD: 0-0

Year	Events Played	Cuts Made	1st	2nd	3rd	Top 10	Top 25	Earnings	Rank
1986	5	1						\$5,209	224
1987	5	2						\$4,694	229
1988	32	19				1	5	\$108,082	107
1989	31	22		1		2	8	\$189,345	76
1990	29	19		1	1	8	11	\$443,508	29
1991	32	13				1	3	\$110,302	130
1992	17	7					2	\$38,614	188
1994	1								
1996	22	15				1	3	\$96,329	166
1997	2								
Total	176	98		2	1	13	32	\$996,083	

COMBINED TOTAL MONEY:

\$1,047,122

BRIAN TENNYSON...continued

PGA TOUR TOP TOURNAMENT SUMMARY

YEAR	87	88	89	90	91	97
Masters Tournament					T53	
U.S. Open	CUT	CUT	CUT		CUT	CUT
PGA Championship			T27	T26	CUT	
THE PLAYERS Championship			CUT	CUT	CUT	
THE TOUR Championship				T25		

1998 NIKE TOUR STATISTICS

Scoring Average	70.23	(7)
Driving Distance	273.3	(93T)
Driving Accuracy Percentage	73.2	(3)
Total Driving	96	(30)
Greens in Regulation Pct.	68.5	(22T)
Putting Average	1.784	(52T)
Sand Save Percentage	47.0	(87T)
Eagles (Holes per)	182.6	(57)
Birdies Average	3.65	(36T)
All-Around Ranking	357	(26)
Scoring Average Before Cut	69.74	(3)
Scoring Average 3rd Round	70.33	(38T)
Scoring Average Final Round	71.53	(66)
Birdies Conversion %	29.6	(58T)
Par Breakers	20.8	(37T)

MISCELLANEOUS NIKE TOUR STATISTICS

1998 Low Round: 65: 1998 NIKE St. Louis Golf Classic/3
 Career Low Round: 65: 1998 NIKE St. Louis Golf Classic/3
 Career Largest Paycheck: \$12,937: 1998 NIKE San Jose Open/T4

MISCELLANEOUS PGA TOUR STATISTICS

Career Low Round: 64: 2 times, most recent 1996 Las Vegas Invitational/3
 Career Largest Paycheck: \$88,000: 1990 Bob Hope Chrysler Classic/T2



TRAY TYNER

Exempt Status: 28th NIKE TOUR Qualifier at 1998 PGA TOUR Qualifying Tournament

Birthdate: September 29, 1964 **Birthplace:** Anchorage, AK

Residence: Boerne, TX; plays out of Tapatio Springs

Height: 5'10" **Weight:** 175

Family: Wife, Carrie; Derek (4/1/93)

College: University of Houston

Special Interests: Hunting, fishing

Turned Professional: 1987

Best Career NIKE TOUR Finishes: 2 — 1990 New Haven Open, 1996 NIKE Dominion Open

Best 1998 NIKE TOUR Finish: Did not play on 1998 NIKE TOUR

Best Career PGA TOUR Finish: T4 — 1995 Shell Houston Open

Best 1998 PGA TOUR Finish: T62 — Deposit Guaranty Golf Classic

Other Information: Winner of 1988 Malaysian Open and 1989 Texas State Open...played on the NIKE TOUR in 1990, 1993-94 and 1996...runner-up at 1990 New Haven Open and 1996 NIKE Dominion Open...PGA TOUR member in 1992, 1995 and 1997...best finish on the PGA TOUR is fourth place at 1995 Shell Houston Open...says his biggest thrill in golf was his T17 finish at the 1992 U.S. Open, where he fired a final-round 70 at Pebble Beach Golf Links.

NIKE TOUR CAREER SUMMARY

PLAYOFF RECORD: 0-0

Year	Events	Played	Cuts	1st	2nd	3rd	Top 10	Top 25	Earnings	Rank
1990	27	16			1		2	7	\$26,851	36
1991	1									
1993	19	5						1	\$4,383	145
1994	20	13					1	6	\$22,540	66
1996	9	4			1		1	2	\$19,909	86
1997	1	1							\$926	238
Total	77	39			2		4	16	\$74,608	

TRAY TYNER...continued

PGA TOUR CAREER SUMMARY

PLAYOFF RECORD: 0-0

Year	Events Played	Cuts	1st	2nd	3rd	Top 10	Top 25	Earnings	Rank
1987(AM.)	1	1							
1987	1	1						\$957	292
1988	1								
1991	1	1						\$1,940	301
1992	28	6					1	\$44,153	182
1994	1	1						\$7,193	263
1995	31	12				1	2	\$126,339	142
1996	18	8					1	\$50,426	197
1997	27	9					1	\$57,355	199
1998	1	1						\$2,592	348
Total	110	40				1	5	\$290,956	
COMBINED TOTAL MONEY:								\$365,563	

PGA TOUR TOP TOURNAMENT SUMMARY

YEAR	92
U.S. Open	T17

1998 PGA TOUR STATISTICS

Scoring Average	72.59	(N/A)
Driving Distance	251.0	(N/A)
Driving Accuracy Percentage	87.5	(N/A)
Total Driving		(N/A)
Greens in Regulation Pct.	69.4	(N/A)
Putting Average	1.820	(N/A)
Sand Save Percentage	62.5	(N/A)
Birdies Average	2.50	(N/A)
Scoring Average Before Cut	71.50	(N/A)
Scoring Average 3rd Round	72.00	(N/A)
Scoring Average Final Round	71.00	(N/A)
Birdies Conversion %	20.0	(N/A)
Par Breakers	13.9	(N/A)

MISCELLANEOUS NIKE TOUR STATISTICS

Career Low Round: 65: 3 times, most recent 1996 NIKE Dominion Open/3
 Career Largest Paycheck: \$15,550: 1996 NIKE Dominion Open/T2

MISCELLANEOUS PGA TOUR STATISTICS


1998 Low Round: 71: 2 times, most recent 1998 Deposit Guaranty Golf Classic/4
 Career Low Round: 65: 1995 Bob Hope Chrysler Classic/4
 Career Largest Paycheck: \$61,600: 1995 Shell Houston Open/T4



JASON TYSKA

Exempt Status: 43rd NIKE TOUR Qualifier at 1998 PGA TOUR Qualifying Tournament
Birthdate: August 27, 1971 **Birthplace:** Connellsville, PA
Residence: Mt. Pleasant, PA; plays out of Pleasant Valley CC
Height: 6'0" **Weight:** 220
Family: Single
College: Penn State University (1993, Quantitative Business Analysis)
Special Interests: Fishing
Turned Professional: 1994

Other Information: NIKE TOUR rookie in 1999...winner of the 1998 Pittsburgh Open...says his biggest thrill in golf was competing in his first U. S. Amateur in 1991...lists Jack Nicklaus as his hero...grandfather introduced him to the game of golf.



VANCE VEAZEY

Exempt Status: 1998 Tournament Winner
Birthdate: June 25, 1965 **Birthplace:** Memphis, TN
Residence: Memphis, TN; plays out of North Creek and Black Acres CC
Height: 5'9" **Weight:** 185
Family: Wife, Priscilla
College: University of Mississippi (1989, Management)
Special Interests: Family
Turned Professional: 1990

Best Career NIKE TOUR Victories (1): 1998 NIKE Shreveport Open

Best 1998 NIKE TOUR Finish: 1 — NIKE Shreveport Open

Best Career PGA TOUR Finish: T33 — 1998 Michelob Championship at Kingsmill

Best 1998 PGA TOUR Finish: T33 — Michelob Championship at Kingsmill

Other Information: Defeated John Wilson on first hole of a playoff to win the 1998 NIKE Shreveport Open...rolled in 45-foot eagle putt on the 72nd hole to tie Wilson and force a playoff...started the final round five strokes off the lead...member of the PGA TOUR in 1998, NIKE TOUR in 1995 and Ben Hogan Tour in 1991...finished No. 212 on PGA TOUR money list with \$41,145 in 29 events...best showings were a T33 at the Michelob Championship and a T35 at the United Airlines Hawaiian Open...winner of four Hooters Tour events and more than 15 mini-tour events...finished No. 119 on 1995 NIKE TOUR money list with \$10,048 in 26 events.

NIKE TOUR CAREER SUMMARY										PLAYOFF RECORD: 1-0	
Year	Events	Played	Cuts Made	1st	2nd	3rd	Top 10	Top 25	Earnings	Rank	
1994	1										
1995	26		8				1	2	\$10,048	119	
1998	3		3	1			1	1	\$41,681	57	
Total	30		11	1			2	3	\$51,729		

PGA TOUR CAREER SUMMARY										PLAYOFF RECORD: 0-0	
Year	Events	Played	Cuts Made	1st	2nd	3rd	Top 10	Top 25	Earnings	Rank	
1998	29		6						\$41,145	212	
Total	29		6						\$41,145		

COMBINED TOTAL MONEY: \$92,875

1998 NIKE TOUR STATISTICS		
Scoring Average	70.58	(N/A)
Driving Distance	284.9	(N/A)
Driving Accuracy Percentage	57.7	(N/A)
Total Driving		(N/A)
Greens in Regulation Pct.	69.0	(N/A)
Putting Average	1.812	(N/A)
Sand Save Percentage	43.8	(N/A)
Eagles (Holes per)	54.0	(N/A)
Birdies Average	3.58	(N/A)
Scoring Average Before Cut	70.67	(N/A)
Scoring Average 3rd Round	70.00	(N/A)
Scoring Average Final Round	71.00	(N/A)
Birdies Conversion %	28.9	(N/A)
Par Breakers	21.8	(N/A)


MISCELLANEOUS NIKE TOUR STATISTICS

1998 Low Round: 65: 1998 NIKE Shreveport Open/3
 Career Low Round: 65: 1998 NIKE Shreveport Open/3
 Career Largest Paycheck: \$40,500: 1998 NIKE Shreveport Open/1

1998 PGA TOUR STATISTICS		
Scoring Average	72.55	(178)
Driving Distance	283.9	(8)
Driving Accuracy Percentage	58.4	(185)
Total Driving	193	(108)
Greens in Regulation Pct.	62.6	(152T)
Putting Average	1.819	(168T)
Sand Save Percentage	36.1	(188)
Eagles (Holes per)	150.8	(19)
Birdies Average	3.12	(138T)
All-Around Ranking	1,036	(163)
Scoring Average Before Cut	73.11	(184)
Scoring Average 3rd Round	70.29	(30T)
Scoring Average Final Round	70.86	(58T)
Birdies Conversion %	27.7	(119T)
Par Breakers	18.0	(121T)

MISCELLANEOUS PGA TOUR STATISTICS

1998 Low Round: 65: 1998 Canon Greater Hartford Open/2
 Career Low Round: 65: 1998 Canon Greater Hartford Open/2
 Career Largest Paycheck: \$10,038: 1998 Michelob Championship at Kingsmill/T33



FRED WADSWORTH

Exempt Status: 44th NIKE TOUR Qualifier at 1998 PGA TOUR Qualifying Tournament
Birthdate: July 17, 1962 **Birthplace:** Munich, Germany
Residence: Columbia, SC
Height: 6'3" **Weight:** 195
Family: Wife, Juli; Fred (6/15/95), Bonnie (9/3/97)
College: University of South Carolina
Special Interests: Hunting, fishing, history
Turned Professional: 1984

Best Career NIKE TOUR Finish: T3 — 1991 Texarkana Open

Best 1998 NIKE TOUR Finish: T13 — NIKE South Carolina Classic

PGA TOUR Victories (1): 1986 Southern Open

Best 1998 PGA TOUR Finish: T16 — B.C. Open

Other Information: Winner of the 1986 Southern Open by two strokes, coming from two off the lead with a final round 67 to collect the \$63,000 first-place check...the last Monday open qualifier to win a PGA TOUR event...1984 Eastern Amateur champion...1984 All-American at South Carolina...three mini-tour wins...played in 21 events on 1991 Ben Hogan Tour, finishing No. 60 on the money list with seven top-25 finishes, including a T3 at the Ben Hogan Texarkana Open...member of NIKE TOUR in 1992, finishing No. 118 on money list with \$7,629 in 12 events.

NIKE TOUR CAREER SUMMARY

PLAYOFF RECORD: 0-0

Year	Events	Played	Cuts	Made	1st	2nd	3rd	Top 10	Top 25	Earnings	Rank
1990	10		3							\$2,011	164
1991	21		10				1	1	7	\$20,540	60
1992	12		5					1	5	\$7,629	118
1993	3		1							\$555	254
1996	17		7							\$4,388	164
1997	19		8						3	\$9,976	124
1998	16		8						3	\$10,737	121
Total	98		42				1	2	18	\$55,837	

PGA TOUR CAREER SUMMARY

PLAYOFF RECORD: 0-0

Year	Events	Played	Cuts	Made	1st	2nd	3rd	Top 10	Top 25	Earnings	Rank
1984	1										
1985	1										
1986	6		4		1			2	3	\$75,092	115
1987	35		17					1	5	\$80,585	109
1988	31		7						1	\$24,129	190
1989	10		3							\$10,587	208
1990	4		1							\$684	305
1991	5		1							\$1,292	314
1992	3										
1993	3		1							\$609	333
1995	1										
1996	7		1							\$2,368	363
1997	3										
1998	5		1						1	\$23,250	239
Total	115		36		1			3	10	\$218,595	
COMBINED TOTAL MONEY:										\$274,432	

PGA TOUR TOP TOURNAMENT SUMMARY

YEAR	85	86	87	88
Masters Tournament			CUT	
U.S. Open	CUT	CUT	T75	
PGA Championship			CUT	
THE PLAYERS Championship			CUT	CUT

FRED WADSWORTH...continued

1998 NIKE TOUR STATISTICS

Scoring Average	72.19	(113)
Driving Distance	263.8	(118T)
Driving Accuracy Percentage	53.6	(120)
Total Driving	238	(123)
Greens in Regulation Pct.	61.9	(110)
Putting Average	1.832	(115)
Sand Save Percentage	56.3	(25T)
Eagles (Holes per)	864.0	(121)
Birdies Average	2.94	(119)
All-Around Ranking	841	(122)
Scoring Average Before Cut	71.72	(94T)
Scoring Average 3rd Round	72.00	(103T)
Scoring Average Final Round	74.25	(121)
Birdies Conversion %	26.4	(112)
Par Breakers	16.4	(119)

MISCELLANEOUS NIKE TOUR STATISTICS

1998 Low Round: 66: 1998 NIKE Knoxville Open/3
 Career Low Round: 63: 1992 Yuma Open/1
 Career Largest Paycheck: \$9,062: 1991 Texarkana Open/T3

1998 PGA TOUR STATISTICS

Scoring Average	72.42	(N/A)
Driving Distance	271.7	(N/A)
Driving Accuracy Percentage	50.0	(N/A)
Total Driving		(N/A)
Greens in Regulation Pct.	61.6	(N/A)
Putting Average	1.767	(N/A)
Sand Save Percentage	46.7	(N/A)
Birdies Average	3.17	(N/A)
Scoring Average Before Cut	72.80	(N/A)
Scoring Average 3rd Round	69.00	(N/A)
Scoring Average Final Round	69.00	(N/A)
Birdies Conversion %	28.6	(N/A)
Par Breakers	17.6	(N/A)

MISCELLANEOUS PGA TOUR STATISTICS

1998 Low Round: 67: 1998 Quad City Classic/2
 Career Low Round: 65: 2 times, most recent 1987 Hardee's Golf Classic/1
 Career Largest Paycheck: \$63,000: 1986 Southern Open/1



DON WALSWORTH

Exempt Status: 34th on 1998 NIKE TOUR money list
Birthdate: August 19, 1963 **Birthplace:** Marceline, MO
Residence: Columbia, MO; plays out of CC of Missouri
Height: 6'3" **Weight:** 210
Family: Wife, Shea; Tripp (4/4/97)
College: Stanford University (1986, Economics)
Special Interests: His son, duck hunting, reading
Turned Professional: 1986

Best Career NIKE TOUR Finish: 2 — 1993 NIKE Central Georgia Open

Best 1998 NIKE TOUR Finishes: T3 — NIKE Omaha Classic, T4 — NIKE Dakota Dunes Open, T5 — NIKE Greater Austin Open, T6 — NIKE Upstate Classic

Best Career PGA TOUR Finish: T29 — 1992 GTE Byron Nelson Classic

Best 1998 PGA TOUR Finish: Did not play on the 1998 PGA TOUR

Other Information: Fired a course-record 10-under-par 61 at The Champions Club to grab the first-round lead at the 1998 NIKE Omaha Classic...shared the second and third-round lead at Omaha...carded an even-par 72 in the final round to T3, missing playoff by a single stroke...was in contention the previous week at the NIKE Dakota Dunes Open, finishing T4, again missing playoff by a single stroke...also T5 at NIKE Greater Austin Open and T6 at weather-shortened NIKE Upstate Classic, where he fired a 7-under-par 65 in the third round...made the cut in 15 of 27 events with 10 top-25 finishes...finished No. 15 on the NIKE TOUR in putting average (1.760)...member of the NIKE TOUR in 1990, 1992-93, 1995 and 1998...also played three years on the Asian Tour, with 1996 his top season when he finished fourth on the Order of Merit...has five second-place finishes on the Asian Tour...winner of 1985 Missouri Amateur Championship...1986 Pac-10 Conference individual champion at Stanford...has one competitive hole-in-one...selected all-state basketball.

DON WALSWORTH...continued

NIKE TOUR CAREER SUMMARY

PLAYOFF RECORD: 0-0

Year	Events	Played	Cuts	Made	1st	2nd	3rd	Top 10	Top 25	Earnings	Rank
1990	26		11					1	3	\$8,635	90
1991	4		1							\$520	312
1992	26		10						4	\$11,301	100
1993	28		11			1		1	4	\$27,013	66
1994	5		4						1	\$5,565	132
1995	25		12					1	5	\$28,469	67
1996	4										
1997	11		8					1	3	\$18,317	91
1998	27		15				1	4	10	\$74,363	34
Total	156		72			1	1	8	30	\$174,182	

PGA TOUR CAREER SUMMARY

PLAYOFF RECORD: 0-0

Year	Events	Played	Cuts	Made	1st	2nd	3rd	Top 10	Top 25	Earnings	Rank
1987	1										
1994	1		1							\$6,595	266
1995	1										
1996	1		1							\$1,860	372
Total	4		2							\$8,455	

COMBINED TOTAL MONEY:

\$182,637

PGA TOUR TOP TOURNAMENT SUMMARY

YEAR	94	95
U.S. Open	T44	CUT

1998 NIKE TOUR STATISTICS

Scoring Average	70.87	(38)
Driving Distance	271.4	(104)
Driving Accuracy Percentage	68.3	(22)
Total Driving	126	(68T)
Greens in Regulation Pct.	65.9	(60T)
Putting Average	1.760	(15T)
Sand Save Percentage	45.5	(98T)
Eagles (Holes per)	186.8	(59)
Birdies Average	3.72	(26T)
All-Around Ranking	422	(43T)
Scoring Average Before Cut	71.07	(55)
Scoring Average 3rd Round	70.20	(34)
Scoring Average Final Round	70.40	(16)
Birdies Conversion %	31.4	(22T)
Par Breakers	21.2	(29T)

MISCELLANEOUS NIKE TOUR STATISTICS

1998 Low Round: 61: 1998 NIKE Omaha Classic/1
 Career Low Round: 61: 1998 NIKE Omaha Classic/1
 Career Largest Paycheck: \$18,687: 1998 NIKE Dakota Dunes Open/T4

MISCELLANEOUS PGA TOUR STATISTICS

Career Low Round: 70: 2 times, most recent 1996 Deposit Guaranty Classic/4
 Career Largest Paycheck: \$6,595: 1994 U.S. Open Championship/T44



BRETT WAYMENT

Exempt Status: 37th NIKE TOUR Qualifier at 1998 PGA TOUR Qualifying Tournament
Birthdate: August 1, 1969 **Birthplace:** Ogden, UT
Residence: Logan, UT; plays out of Logan Country Club
Height: 6'1" **Weight:** 195
Family: Wife, Leesha; Brooke (12/30/92)
College: Utah State University
Special Interests: Hunting, coaching, family
Turned Professional: 1995

Other Information: NIKE TOUR rookie in 1999...Utah PGA Section Assistants champion (1995) and Utah State Amateur champion (1993)...second-team All-Conference selection...lists playing in 1997 U. S. Open at Congressional Country Club as his biggest thrill in golf...says his grandfather got him started in the game of golf...lists Fred Couples as his hero.

NIKE TOUR CAREER SUMMARY

PLAYOFF RECORD: 0-0

Year	Events Played	Cuts Made	1st	2nd	3rd	Top 10	Top 25	Earnings	Rank
1996	1								
Total	1								

PGA TOUR CAREER SUMMARY

PLAYOFF RECORD: 0-0

1997	1
Total	1

COMBINED TOTAL MONEY:

PGA TOUR TOP TOURNAMENT SUMMARY


YEAR	97
U.S. Open	CUT

MISCELLANEOUS NIKE TOUR STATISTICS

Career Low Round: 78: 1996 NIKE Utah Classic/2

MISCELLANEOUS PGA TOUR STATISTICS

Career Low Round: 77: 1997 U.S. Open/2



CHARLIE WI

Exempt Status: 32nd NIKE TOUR Qualifier at 1998 PGA TOUR Qualifying Tournament

Birthdate: January 3, 1972

Birthplace: Seoul, Korea

Residence: North Hills, CA; plays out of Wood Ranch GC, Simi Valley, CA

Height: 5'10"

Weight: 160

Family: Single

College: University of California - Berkeley

Special Interests: Skiing, all sports

Turned Professional: 1995

Best Career NIKE TOUR Finish: T4 — 1998 NIKE Wichita Open

Best 1998 NIKE TOUR Finishes: T4 — NIKE Wichita Open, 6 — NIKE Hershey Open

Other Information: Fully exempt NIKE TOUR member in 1996, making 12 of 27 cuts and finishing No. 80 on the money list with \$23,601...played Omega Tour in Asia in 1997, when he won the Mild Seven Kuala Lumpur Open...non-exempt member of NIKE TOUR in 1998, finishing No. 77 on the money list...made the cut in five of 13 events with a T4 at NIKE Wichita Open and sixth-place finish at NIKE Hershey Open his best finishes of the year...no PGA TOUR events played prior to 1999...first-team All-America selection in 1995, when he posted wins at Pac-10 Conference Individual competition, Southern California Amateur Championship and International Intercollegiate Championship...winner of 1990 California State Amateur.

NIKE TOUR CAREER SUMMARY

PLAYOFF RECORD: 0-0

Year	Events Played	Cuts	1st	2nd	3rd	Top 10	Top 25	Earnings	Rank
1996	27	12				1	7	\$23,601	80
1997	1								
1998	13	5				2	2	\$26,571	77
Total	41	17				3	9	\$50,171	

1998 NIKE TOUR STATISTICS

Scoring Average	70.75	(31T)
Driving Distance	279.6	(53)
Driving Accuracy Percentage	57.0	(110)
Total Driving	163	(107T)
Greens in Regulation Pct.	64.4	(87T)
Putting Average	1.734	(3)
Sand Save Percentage	60.3	(8)
Eagles (Holes per)	64.8	(1)
Birdies Average	3.83	(15T)
All-Around Ranking	308	(17)
Scoring Average Before Cut	70.73	(26)
Scoring Average 3rd Round	70.80	(64)
Scoring Average Final Round	70.80	(28T)
Birdies Conversion %	33.1	(6T)
Par Breakers	22.8	(6T)

MISCELLANEOUS NIKE TOUR STATISTICS

1998 Low Round: 66: 5 times, most recent 1998 NIKE Inland Empire Open/2

Career Low Round: 66: 6 times, most recent 1998 NIKE Inland Empire Open/2

Career Largest Paycheck: \$12,937: 1998 NIKE Wichita Open/T4



JOHN WILSON

Exempt Status: 1998 Tournament Winner

Birthdate: February 23, 1959 **Birthplace:** Ceres, CA

Residence: Indian Wells, CA; plays out of PGA West

Height: 6'1" **Weight:** 165

Family: Wife, Kathy; Christopher (2/26/79), Shannon (4/30/81), Spencer (12/10/91),
Sacher Joseph (9/21/95)

College: College of the Desert

Special Interests: Fishing, all sports, gardening

Turned Professional: 1987

NIKE TOUR Victories (1): 1998 NIKE Louisiana Open

Best 1998 NIKE TOUR Finish: 1 — NIKE Louisiana Open

Best Career PGA TOUR Finish: T4 — 1994 Anheuser-Busch Golf Classic 1996 Phoenix Open

Best 1998 PGA TOUR Finish: Did not play on 1998 PGA TOUR

Other Information: Member of PGA TOUR in 1991 and 1994-97...posted five top-10 finishes during PGA TOUR career, with two T4s his career-best finishes (1994 Anheuser-Busch Golf Classic and 1996 Phoenix Open)...top year on PGA TOUR was 1996 with a 115th-place finish on money list...started quickly in 1998 with a T2 at the NIKE Monterrey Open before cruising to a five-stroke win at the NIKE Louisiana Open...followed up victory with playoff loss to Vance Veazey the next week at NIKE Shreveport Open...made 15 cuts in 21 events for the year, finishing No. 17 on money list with \$112,010...win at Louisiana included second-round 65, his career-best effort on the NIKE TOUR...his previous best finish on NIKE TOUR came in 1991, when he lost three-man playoff to Tom Lehman in Mississippi Gulf Coast Classic...enjoys spending time at home with his children...built a backyard putting green that his oldest son Christopher maintains.

NIKE TOUR CAREER SUMMARY										PLAYOFF RECORD: 0-2	
Year	Events	Played	Cuts Made	1st	2nd	3rd	Top 10	Top 25	Earnings	Rank	
1991	2		2		1		1	2	\$13,630	75	
1992	7		3				1	2	\$4,875	134	
1994	2		1			1	1	1	\$13,167	93	
1997	1		1				1	1	\$2,000	189	
1998	21		15	1	2		3	5	\$112,010	17	
Total	33		22	1	3	1	6	11	\$145,682		

PGA TOUR CAREER SUMMARY										PLAYOFF RECORD: 0-0	
Year	Events	Played	Cuts Made	1st	2nd	3rd	Top 10	Top 25	Earnings	Rank	
1991	29		12					3	\$43,041	180	
1992	1		1						\$576	318	
1994	29		14				2	4	\$155,058	117	
1995	30		17				1	4	\$149,280	125	
1996	26		13				2	5	\$182,121	115	
1997	30		15					2	\$112,836	160	
Total	145		72				5	18	\$642,913		
COMBINED TOTAL MONEY:									\$788,595		

PGA TOUR TOP TOURNAMENT SUMMARY

YEAR 91 95 96 97

U.S. Open CUT

PGA Championship CUT

THE PLAYERS Championship CUT CUT 74

1998 NIKE TOUR STATISTICS		
Scoring Average	71.25	(67T)
Driving Distance	272.9	(98)
Driving Accuracy Percentage	64.1	(58T)
Total Driving	156	(99T)
Greens in Regulation Pct.	63.8	(98T)
Putting Average	1.744	(5)
Sand Save Percentage	49.2	(69)
Eagles (Holes per)	319.5	(97)
Birdies Average	3.80	(18T)
All-Around Ranking	510	(69)
Scoring Average Before Cut	70.86	(38)
Scoring Average 3rd Round	71.87	(101)
Scoring Average Final Round	71.73	(68T)

1998 NIKE TOUR STATISTICS	
Birdies Conversion %	33.1 (6T)
Par Breakers	21.4 (24T)
MISCELLANEOUS NIKE TOUR STATISTICS	
1998 Low Round:	65: 1998 NIKE Louisiana Open/2
Career Low Round:	65: 1998 NIKE Louisiana Open/2
Career Largest Paycheck:	\$54,000: 1998 NIKE Louisiana Open/1
MISCELLANEOUS PGA TOUR STATISTICS	
Career Low Round:	64: 3 times, most recent 1996 Michelob Championship at Kingsmill/3
Career Largest Paycheck:	\$57,200: 1996 Phoenix Open/T4



STEVE YOUNG

Exempt Status: 4th NIKE TOUR Qualifier at 1998 PGA TOUR Qualifying Tournament

Birthdate: March 26, 1977

Birthplace: Fraserburgh, Scotland

Residence: Midland, TX

Height: 6'0"

Weight: 200

Family: Single

College: Midland College

Special Interests: Movies, all sports, family

Turned Professional: 1997

Best Career NIKE TOUR Finish: T52 — 1997 NIKE Permian Basin Open

Best 1998 NIKE TOUR Finish: Did not make a cut on 1998 NIKE TOUR

Best Career PGA TOUR Finish: Has not made cut on PGA TOUR

Best 1998 PGA TOUR Finish: Did not make a cut on 1998 PGA TOUR

Other Information: Member of Great Britain/Ireland 1997 Walker Cup team...lists playing in 1997 British Open at Troon and 1998 British Open at Royal Birkdale as his biggest thrills in golf...played on European Challenge Tour in 1998...district badminton champion at age 12...played soccer for high school and district teams...father introduced him to golf at age 8...lists Seve Ballesteros as his hero.

NIKE TOUR CAREER SUMMARY										PLAYOFF RECORD: 0-0	
Year	Events	Played	Cuts	Made	1st	2nd	3rd	Top 10	Top 25	Earnings	Rank
1997	1			1						\$520	266
1998	1										
Total	2			1						\$520	

PGA TOUR CAREER SUMMARY										PLAYOFF RECORD: 0-0	
1997(AM.)	1										
1998	1										
Total	2										
COMBINED TOTAL MONEY:										\$520	

PGA TOUR TOP TOURNAMENT SUMMARY

YEAR	97	98
British Open Championship	CUT	CUT

1998 NIKE TOUR STATISTICS		
Driving Distance	299.0	(N/A)
Driving Accuracy Percentage	39.3	(N/A)
Total Driving		(N/A)
Greens in Regulation Pct.	58.3	(N/A)
Putting Average	2.000	(N/A)
Sand Save Percentage	50.0	(N/A)
Birdies Average	1.00	(N/A)
Scoring Average Before Cut	76.50	(N/A)
Birdies Conversion %	9.5	(N/A)
Par Breakers	5.6	(N/A)


MISCELLANEOUS NIKE TOUR STATISTICS

1998 Low Round: 74: 1998 NIKE Permian Basin Open/1
 Career Low Round: 68: 1997 NIKE Permian Basin Open/2
 Career Largest Paycheck: \$520: 1997 NIKE Permian Basin Open/T52

1998 PGA TOUR STATISTICS		
Scoring Average	72.59	(N/A)
Birdies Average	1.50	(N/A)
Scoring Average Before Cut	76.00	(N/A)
Par Breakers	8.3	(N/A)

MISCELLANEOUS PGA TOUR STATISTICS

1998 Low Round: 74: 1998 British Open Championship/1
 Career Low Round: 74: 1998 British Open Championship/1



CHRIS ZAMBRI

Exempt Status: 19th on 1998 NIKE TOUR Money List

Birthdate: December 16, 1970

Birthplace: Los Angeles, CA

Residence: Camarillo, CA; plays out of Satcoy Country Club, Somis, CA

Height: 5'10"

Weight: 170

Family: Wife, Kim; Wyatt (3/23/98)

College: University of Southern California (1993, Communications)

Special Interests: Reading, movies

Turned Professional: 1993

Best Career NIKE TOUR Finish: T2 — 1998 NIKE Greater Austin Open, NIKE Greensboro Open

Best 1998 NIKE TOUR Finishes: 2 — NIKE Greensboro Open; T2 — NIKE Greater Austin Open; 4 — NIKE Hershey Open; T6 — NIKE San Jose Open; T8 — NIKE Miami Valley Open.

Best Career PGA TOUR Finish: Has not made a cut on the PGA TOUR

Best 1998 PGA TOUR Finish: Did not make a cut on the 1998 PGA TOUR

Other Information: Fully exempt NIKE TOUR member for the first time in 1998, when he made 20 cuts in 27 events and finished No. 27 on the money list with \$108,511...five top-10 finishes including a second place at the NIKE Greensboro Open and a T2 at the NIKE Greater Austin Open...was 54-hole leader at Greensboro...led with amateur Brad Elder after 36 holes in Austin...held the lead after 12 holes of final round at NIKE San Jose Open, where he eventually T6...received a sponsor's exemption to the GTE Byron Nelson Classic, where he missed the cut...also played in 1995 U. S. Open at Shinnecock Hills GC...winner of second stage qualifying tournament in 1996...says his biggest thrill in golf was earning more money than he spent on the 1998 NIKE TOUR...had open heart surgery when he was 14.

NIKE TOUR CAREER SUMMARY											PLAYOFF RECORD: 0-0
Year	Events	Played	Cuts	Made	1st	2nd	3rd	Top 10	Top 25	Earnings	Rank
1997	17		7					1	1	\$6,560	143
1998	27		20			2		5	13	\$108,511	19
Total	44		27			2		6	14	\$115,071	
PGA TOUR CAREER SUMMARY											PLAYOFF RECORD: 0-0
1995	1										
1996	1										
1998	1										
Total	3										
COMBINED TOTAL MONEY:										\$115,071	

PGA TOUR TOP TOURNAMENT SUMMARY

YEAR 95

U.S. Open CUT

1998 NIKE TOUR STATISTICS

Scoring Average	70.68	(25)
Driving Distance	268.1	(112)
Driving Accuracy Percentage	68.9	(19)
Total Driving	131	(77T)
Greens in Regulation Pct.	64.6	(86)
Putting Average	1.752	(11)
Sand Save Percentage	62.2	(6)
Eagles (Holes per)	209.3	(67T)
Birdies Average	3.72	(26T)
All-Around Ranking	352	(24T)
Scoring Average Before Cut	70.35	(11)
Scoring Average 3rd Round	70.05	(25)
Scoring Average Final Round	72.30	(98)
Birdies Conversion %	32.0	(17)
Par Breakers	21.1	(31T)

MISCELLANEOUS NIKE TOUR STATISTICS

1998 Low Round: 63: 1998 NIKE Greensboro Open/1
 Career Low Round: 63: 1998 NIKE Greensboro Open/1
 Career Largest Paycheck: \$25,537: '98 NIKE Greensboro Open/2

1998 PGA TOUR STATISTICS

Scoring Average	70.11	(N/A)
Driving Distance	280.3	(N/A)
Driving Accuracy Percentage	78.6	(N/A)
Total Driving		(N/A)
Greens in Regulation Pct.	72.2	(N/A)
Putting Average	1.923	(N/A)
Sand Save Percentage	50.0	(N/A)
Birdies Average	1.50	(N/A)
Scoring Average Before Cut	70.50	(N/A)
Birdies Conversion %	11.5	(N/A)
Par Breakers	8.3	(N/A)

MISCELLANEOUS PGA TOUR STATISTICS

1998 Low Round: 68: 1998 GTE Byron Nelson Classic/1
 Career Low Round: 68: 1998 GTE Byron Nelson Classic/1



**NON-EXEMPT MEMBERS
OF THE NIKE TOUR**

NON-EXEMPT MEMBERS OF THE NIKE TOUR

A

BILLY ANDERSON

Birthdate: June 3, 1971 **Birthplace:** Altoona, PA **Residence:** Oakmont, PA; plays out of Oakmont CC **Height:** 5'10" **Weight:** 185 **Family:** Wife, Heather **College:** Methodist College (1993, Business) **Special Interests:** All sports **Turned Professional:** 1993 **Other Information:** Assistant professional at Oakmont CC...rookie on the 1999 NIKE TOUR...1997 Northern Regional Club Professional Champion...has won six Tri-State PGA events...has participated in only one NIKE TOUR event in his career — he was a Monday qualifier at 1998 NIKE Lakeland Classic, where he missed the cut.



B

AHMAD DAN BATEMAN

Birthdate: August 6, 1961 **Birthplace:** Windsor, Ontario, Canada **Residence:** Huntington Beach, CA **Height:** 6'1" **Weight:** 160 **Family:** Wife, Shinta; Aneesah (9/1/95) **College:** University of Southern California **Special Interests:** Guitar, movies **Turned Professional:** 1982 **Other Information:** Underwent arthroscopic back surgery the week following 1997 Qualifying Tournament...returned in early March for 1998 NIKE Greater Austin Open...winner of 1997 NIKE Carolina Classic...he made the only eagle of the final round, a holed sand shot on the 13th hole, to win by one stroke over Dennis Paulson, Steve Flesch and Terry Price...named NIKE TOUR Player of the Month for May 1997...tied for third in 1997 NIKE Dakota Dunes Open...recorded a hole-in-one during the second round at Dakota Dunes...at 1996 NIKE Utah Classic, set NIKE TOUR record for best birdie-eagle streak when he played an eight-hole stretch in 9-under-par...began streak with four consecutive birdies, added an eagle, then ran off three more birdies to better the record shared by Tom Lehman and Tommy Tolles...winner of 10 professional events, including 1995 Southern California PGA Championship...tie for seventh in 1995 PGA Club Professional Championship earned him a spot in 1996 PGA Championship...met wife, Shinta, while playing Asian Tour...was the teaching professional at El Dorado Park GC in Long Beach, CA.



NIKE TOUR SUMMARY

Money & Position:	1992 — \$960 — 234	1995 — \$ 0	1997 — \$101,310 — 16
	1993 — \$ 0	1996 — \$1,815 — 196	1998 — \$ 7,941 — 36

NIKE TOUR Victories (1): 1997 NIKE Carolina Classic

Best 1998 NIKE TOUR Finish: T21 — NIKE Dakota Dunes Open

1998 Summary: Tournaments entered — 23; in money — 8; top-10 finishes — 0

Career Summary: Tournaments entered — 61; in money — 24; top-10 finishes — 5

Career Earnings: \$112,026

PGA TOUR SUMMARY

Best Career PGA TOUR Finish: Has not made a cut on the PGA TOUR

Best 1998 PGA TOUR Finish: Did not play 1998 PGA TOUR

NON-EXEMPT MEMBERS OF THE NIKE TOUR

B

SHANE BERTSCH

Birthdate: March 30, 1970 **Birthplace:** Denver, CO **Residence:** Parker, CO; plays out of Bear Creek GC **Height:** 6'3" **Weight:** 190 **Family:** Wife, Monica **College:** Texas A&M University (1994, Parks and Recreation); New Mexico Junior College **Special Interest:** Sports **Turned Professional:** 1994 **Other Information:** Member of the PGA TOUR in 1996-97 and NIKE TOUR in 1995 and 1999...winner of the 1998 Colorado Open...earned \$26,099 to rank 72nd on 1995 NIKE TOUR money list...finished tied for fourth in the season-opening 1995 San Jose Open...biggest thrill in golf was first tournament win in 1994 Southwest Kansas Pro-Am...has made three holes-in-one in competition...a promising junior tennis player, he gave up the game to concentrate on golf after losing a big match to future No. 1 - ranked Andre Agassi...closed 68-66 for tie for fifth at 1996 Greater Vancouver Open.



NIKE TOUR SUMMARY

Best Career NIKE TOUR Finish: T4 — 1995 NIKE San Jose Open 1997 NIKE Upstate Classic
Money & Position: 1992 — \$ 0 1995 — \$26,099 — 72 1998 — \$ 1,140 — 234
 1993 — \$ 0 1996 — \$ 0
 1994 — \$2,323 — 176 1997 — \$ 8,833 — 129

Best 1998 NIKE TOUR Finish: T41 — NIKE Louisiana Open

1998 Summary: Tournaments entered — 3; in money — 1; top-10 finishes — 0

Career Summary: Tournaments entered — 35; in money — 3; top-10 finishes — 4

Career Earnings: \$38,395

PGA TOUR SUMMARY

Best Career PGA TOUR Finish: T5 — 1996 Greater Vancouver Open
Money & Position: 1993 — \$ 2,548 — 300 1997 — \$73,480 — 182
 1996 — \$65,517 — 188 1998 — \$ 0

Best 1998 PGA TOUR Finish: Did not make a cut on 1998 PGA TOUR

1998 Summary: Tournaments entered — 2; in money — 0; top-10 finishes — 0

Career Summary: Tournaments entered — 61; in money — 20; top-10 finishes — 1

Career Earnings: \$141,544

ROY BIANCALANA

Birthdate: March 25, 1960 **Birthplace:** Elmhurst, IL **Residence:** Lake Mary, FL; plays out of Orange County National, Clermont, FL **Height:** 6'0" **Weight:** 190 **Family:** Wife, Laurie; Eric (8/24/94) **College:** Louisiana State University (1983, Marketing) **Special Interests:** Basketball, reading **Turned Professional:** 1983 **Other Information:** Member of the PGA TOUR in 1988-89...winner of 1987 Illinois Open...1987 Mid-American Open champion...has not played in a PGA TOUR event since 1990...has participated in only one NIKE TOUR event in his career — was a Monday qualifier at 1998 NIKE Lakeland Classic, where he missed the cut.



NIKE TOUR SUMMARY

Money & Position: 1998 — \$ 0

Best 1998 NIKE TOUR Finish: Did not make a cut on 1998 NIKE TOUR

1998 Summary: Tournaments entered — 1; in money — 0; top-10 finishes — 0

Career Summary: Tournaments entered — 1; in money — 0; top-10 finishes — 0

PGA TOUR SUMMARY

Best Career PGA TOUR Finish: T18 — 1988 AT&T Pebble Beach National Pro-Am
Money & Position: 1984 — \$1,800 — 232 1987 — \$ 8,692 — 211 1990 — \$1,386 — 294
 1985 — \$1,030 — 244 1988 — \$27,570 — 180
 1986 — \$ 0 1989 — \$15,949 — 199

1998 Summary: Did not play PGA TOUR in 1998

Career Summary: Tournaments entered — 66; in money — 24; top-10 finishes — 0

Career Earnings: \$56,427

NON-EXEMPT MEMBERS OF THE NIKE TOUR

TOMMY BIERSHENK (BEER-shenk)

Birthdate: September 10, 1973 **Birthplace:** Spartanburg, SC **Residence:** Spartanburg, SC **Height:** 6'2" **Weight:** 180 **Family:** Single **College:** Clemson University (1997, Industrial Education) **Special Interests:** Racing, fishing **Turned Professional:** 1997 **Other Information:** Rookie on the 1999 NIKE TOUR...no prior NIKE TOUR experience...missed the cut at 1998 BC Open in only PGA TOUR appearance...plans to get married on May 15 to Mandy Fowler...finished sixth on the TearDrop Tour money list...birdied the second playoff hole in a three-man playoff to win the Red Line SeaDoo Angel's Trace Open TearDrop event...fired a course record 64 in the second round of the Angel's Trace Open...finished second in 1998 Crown Royal Open TearDrop Tour event.



PGA TOUR SUMMARY

Money & Position: 1998 — \$ 0

Best 1998 PGA TOUR Finish: Did not make a cut on 1998 PGA TOUR

1998 Summary: Tournaments entered — 1; in money — 0; top-10 finishes — 0

Career Summary: Tournaments entered — 1; in money — 0; top-10 finishes — 0

JOHN BIZIK

Birthdate: February 22, 1969 **Birthplace:** Highland Park, IL **Residence:** Grove, OK; plays out of Cherokee Grove GC **Height:** 5'9" **Weight:** 175 **Family:** Single **College:** Arizona State University (1990) **Special Interests:** Dallas Cowboys, hard rock **Turned Professional:** 1990 **Other Information:** Rookie on the NIKE TOUR in 1999...owns a nine hole golf course in Grove, OK with his parents...fired a course-record 61 in the first round of the 1997 Oklahoma Open and finished tied for third...member of the Canadian Tour in 1998...finished tied for second at the 1998 BC TEL Open.



NIKE TOUR SUMMARY

Best Career NIKE TOUR Finish: T8 — 1991 Wichita Charity Classic

Money & Position: 1990 — \$ 680 — 252 1992 — \$ 0 1996 — \$ 0
1991 — \$3,894 — 143 1993 — \$ 0 1997 — \$ 0

1998 Summary: Did not play NIKE TOUR in 1998

Career Summary: Tournaments entered — 12; in money — 4; top-10 finishes — 1

Career Earnings: \$4,574

JAMES BLAIR

Birthdate: May 16, 1955 **Birthplace:** Ogden, UT **Residence:** Ogden, UT; plays out of Mulligans GC **Height:** 5'6" **Weight:** 160 **Family:** Wife, Cindy; Becky (7/18/86), Zack (8/30/90) **College:** Brigham Young University (1977) **Special Interests:** All sports **Turned Professional:** 1977 **Other Information:** Member of the PGA TOUR in 1984...rookie on the 1999 NIKE TOUR...head professional and owner of Mulligans GC in Ogden, UT...winner of the Wyoming Open in 1983 and 1984 and the Colorado Open in 1987 and 1988...1981 Utah Open champion.



NIKE TOUR SUMMARY

Best Career NIKE TOUR Finish: T6 — 1990 Amarillo Open

Money & Position: 1990 — \$3,710 — 132 1994 — \$840 — 232 1997 — \$ 0
1991 — \$ 0 1995 — \$ 0 1998 — \$2,085 — 199
1993 — \$ 0 1996 — \$ 0

Best 1998 NIKE TOUR Finish: T26 — NIKE Boise Open

1998 Summary: Tournaments entered — 4; in money — 1; top-10 finishes — 0

Career Summary: Tournaments entered — 19; in money — 5; top-10 finishes — 1

Career Earnings: \$6,635

PGA TOUR SUMMARY

Best-Ever Finish: T53 — 1987 The International

Money And Position: 1981 — \$ 0 1986 — \$1,600 — 259 1988 — \$ 0
1984 — \$1,786 — 233 1987 — \$2,340 — 258 1990 — \$2,225 — 268

1998 Summary: Did not play PGA TOUR in 1998

Career Summary: Tournaments entered — 19; in money — 5; top-10 finishes — 0

Career Earnings: \$7,951

Best Career PGA TOUR Finish: T53 — 1987 The International

Best 1998 PGA TOUR Finish: Did not play 1998 PGA TOUR

NON-EXEMPT MEMBERS OF THE NIKE TOUR

TONY BORDWELL

Birthdate: June 9, 1972 **Birthplace:** Santa Monica, CA **Residence:** Valencia, CA; plays out of Crystallaire CC, Antelope Valley, CA **Height:** 5'9" **Weight:** 170 **Family:** Wife, Tracine **College:** San Jose State University, California State-Northridge **Special Interest:** Sports **Turned Professional:** 1994 **Other Information:** Rookie on the 1999 NIKE TOUR...has no prior experience on the PGA TOUR or the NIKE TOUR...father was on U.S. National Volleyball Team.



DARRETT BRINKER

Birthdate: December 19, 1970 **Birthplace:** Evansville, IN **Residence:** Evansville, IN **Height:** 6'0" **Weight:** 205 **Family:** Wife, Tracey; Dylan (10/26/96) **College:** Ball State University (1994, Marketing) **Special Interest:** Family **Turned Professional:** 1994 **Other Information:** Rookie on the 1999 NIKE TOUR...biggest thrill in golf was participating in the 1996 U.S. Open Championship at Oakland Hills CC in Bloomfield, MI...participated in five NIKE TOUR events in 1998 and made two cuts...was a Monday qualifier at the 1998 NIKE Greater Austin Open and finished fourth...the next week, finished tied for 37th at the NIKE Monterrey Open...won the 1998 Hooters (Tour) Classic at Sultan's Run in Jasper, IN...wife Tracey played golf at Southern Illinois...recorded a 59 when he was 16 years old in a city Junior Qualifier.



NIKE TOUR SUMMARY

Best Career NIKE TOUR Finish: 4 — 1998 NIKE Greater Austin Open
Money & Position: 1994 — \$ 0 1998 — \$15,188 — 104
Best 1998 NIKE TOUR Finish: 4 — NIKE Greater Austin Open
1998 Summary: Tournaments entered — 5; in money — 2; top-10 finishes — 1
Career Summary: Tournaments entered — 6; in money — 2; top-10 finishes — 1
Career Earnings: \$15,188

PGA TOUR SUMMARY

Money & Position: 1996 — \$ 0
1998 Summary: Did not play PGA TOUR in 1998
Career Summary: Tournaments entered — 1; in money — 0; top-10 finishes — 0

C

CHAD CAMPBELL

Birthdate: May 31, 1974 **Birthplace:** Andrews, TX **Residence:** Andrews, TX **Height:** 6'1" **Weight:** 200 **Family:** Single **College:** University of Nevada - Las Vegas (1996, Hotel Administration) **Special Interest:** Sports **Turned Professional:** 1996 **Other Information:** Member of the NIKE TOUR in 1998-99...has played in five NIKE TOUR events prior to 1999, with a tie for 22nd in the 1996 Permian Basin Open as his best career finish...finished tied for 54th at the 1998 Michelob Championship at Kingsmill his only PGA TOUR appearance prior to 1999...was tied for sixth after a first round 5-under-par 67...leading money winner on the 1998 Hooters Tour (\$185,430)...winner of two Hooters Tour events in 1998 — won the Camellia City Classic by 11 strokes after being one-stroke out of the lead after 36-holes and Jackaroo Steakhouse and Sauce Classic in Conway, SC...biggest thrill in golf was playing in his first PGA TOUR event - 1998 Michelob Championship at Kingsmill...First-Team Junior College All-American a Midland (Texas) College...teammates at UNLV included PGA TOUR member Chris Riley and NIKE TOUR member Ted Oh...member of the UNLV golf team that placed second at the 1996 NCAA Championships...got started in golf playing with his father and brother... has made one hole-in-one in competition.



NIKE TOUR SUMMARY

Best Career NIKE TOUR Finish: T22 — 1996 NIKE Permian Basin Open
Money & Position: 1996 — \$2,050 — 193 1997 — \$ 0 1998 — \$1,451 — 222
Best 1998 NIKE TOUR Finish: T29 — NIKE Permian Basin Open
1998 Summary: Tournaments entered — 1; in money — 1; top-10 finishes — 0
Career Summary: Tournaments entered — 5; in money — 2; top-10 finishes — 0
Career Earnings: \$3,501

PGA TOUR SUMMARY

Best Career PGA TOUR Finish: T54 — 1998 Michelob Championship at Kingsmill
Money & Position: 1998 — \$4,332 — 321
Best 1998 PGA TOUR Finish: T54 — Michelob Championship at Kingsmill
1998 Summary: Tournaments entered — 1; in money — 1; top-10 finishes — 0
Career Summary: Tournaments entered — 1; in money — 1; top-10 finishes — 0
Career Earnings: \$4,332

NON-EXEMPT MEMBERS OF THE NIKE TOUR

MARK CARNEVALE (CAR-nuh-VALE)

Birthdate: May 21, 1960 **Birthplace:** Annapolis, MD **Residence:** Ponte Vedra Beach, FL **Height:** 6'2" **Weight:** 238 **Family:** Single **College:** James Madison University (1982, Business Administration) **Special Interests:** Music, travel, fly-fishing **Turned Professional:** 1983 **Other Information:** Surpassed \$100,000 in earnings in the first four NIKE TOUR events of 1997, the fastest anyone has accomplished that in NIKE TOUR history...combined winning the 1997 NIKE Inland Empire Open with nine other top-10 finishes to finish second on the 1997 NIKE TOUR money list...led the NIKE TOUR money list for 17 consecutive weeks in 1997, bettering Skip Kendall's 1996 streak of 12...was named Player of the Month for February and March in 1997...led the 1998 FedEx St. Jude Classic after the first round after firing a 66...PGA TOUR Rookie of the Year in 1992...won 1992 Chattanooga Classic, closing with an 8-under-par 64 to win by two strokes over Ed Dougherty and Dan Forsman...and earned \$220,921 to rank 70th on the money list that year...winner of 1984 Virginia Open and 1990 Utah Open...quit golf for a brief period during 1980s to work for brokerage firm...father, Ben Carnevale, was longtime basketball coach at Naval Academy, who also coached the University of North Carolina to its first national championship basketball game in 1945.



NIKE TOUR SUMMARY

NIKE TOUR Victories (1): 1997 NIKE Inland Empire Open
Money & Position: 1996 — \$1,170 — 214 1997 — \$184,997 — 2 1998 — \$ 0
Best 1998 NIKE TOUR Finish: Did not make a cut on 1998 NIKE TOUR
1998 Summary: Tournaments entered — 1; in money — 0; top-10 finishes — 0
Career Summary: Tournaments entered — 28; in money — 17; top-10 finishes — 10
Career Earnings: \$186,167

PGA TOUR SUMMARY

PGA TOUR Victories (1): 1992 Chattanooga Classic
Money & Position:

1983 — \$ 0	1988 — \$ 0	1994 — \$192,653 — 93
1984 — \$ 0	1989 — \$ 0	1995 — \$ 62,206 — 185
1985 — \$ 0	1991 — \$ 0	1996 — \$ 17,485 — 251
1986 — \$2,584 — 245	1992 — \$220,922 — 70	1997 — \$ 3,162 — 326
1987 — \$ 0	1993 — \$100,046 — 145	1998 — \$174,470 — 150

Best 1998 PGA TOUR Finish: T7 — Greater Milwaukee Open
1998 Summary: Tournaments entered — 32; in money — 15; top-10 finishes — 1
Career Summary: Tournaments entered — 178; in money — 75; top-10 finishes — 4
Career Earnings: \$773,528

CHRISTIAN CHERNOCK

Birthdate: June 6, 1972 **Birthplace:** New Haven, CT **Residence:** Plano, TX; plays out of Hank Haney Golf Ranch **Height:** 6'0" **Weight:** 175 **Family:** Single **College:** Southern Methodist University (1995, Communications) **Special Interest:** All sports **Turned Professional:** 1991 **Other Information:** Rookie on the 1999 NIKE TOUR...no events played on the NIKE TOUR prior to 1999...played in the Sarazen World Open Championship in 1997 and 1998...finished tied for 26th in 1998...participated in two PGA TOUR events in his career — 1998 U.S. Open (missed cut) and 1997 B.C. Open (T69th)...winner of the 1997 Thailand Open.



PGA TOUR SUMMARY

Best Career PGA TOUR Finish: T69 — 1997 B.C. Open
Money & Position: 1997 — \$2,613 — 340 1998 — \$ 0
Best 1998 PGA TOUR Finish: Did not make a cut on 1998 PGA TOUR
1998 Summary: Tournaments entered — 1; in money — 0; top-10 finishes — 0
Career Summary: Tournaments entered — 2; in money — 1; top-10 finishes — 0
Career Earnings: \$2,613

GARY CHRISTIAN

Birthdate: August 7, 1971 **Birthplace:** London, England **Residence:** Birmingham, AL; plays out of Inverness CC **Height:** 5'8" **Weight:** 170 **Family:** Single **College:** Auburn University (1995, Mass Communications) **Special Interests:** Soccer, hockey **Turned Professional:** 1995 **Other Information:** Rookie on the 1999 NIKE TOUR...was a Monday qualifier at 1998 NIKE Huntsville Open, his only career NIKE TOUR start...played on the TearDrop Tour and finished fifth on the 1998 money list...earned four TearDrop titles in 1998, including the Best Western Capital Classic...teammates at Auburn included NIKE TOUR members Jay Hobby and Iain Steel...First-Team All-American at Wallace State Junior College before going to Auburn...won the 1994 Wimborne Cup...membership director at Inverness Country Club in Birmingham, AL.



NON-EXEMPT MEMBERS OF THE NIKE TOUR

TIM CLARK

Birthdate: December 17, 1975 **Birthplace:** Durban, South Africa **Residence:** Raleigh, NC **Height:** 5'8" **Weight:** 140 **Family:** Single **College:** North Carolina State University **Special Interests:** Music, travel **Turned Professional:** 1998 **Other Information:** Rookie on the 1999 NIKE TOUR...won back-to-back events on the 1998 Canadian Tour — New Brunswick Classic and CPGA Championship...got into the first Canadian Tour event on a sponsor's invitation...two-time NCAA East Regional Individual Champion (1996 and 1997)...1997 ACC Player of the Year...tied for fifth at 1996 NCAA Championships and tied for seventh in 1998 NAAs...won the 1997 Public Links Amateur Championship and qualified to participate in the 1998 Masters as an amateur...1996 CGAA National Freshman of the Year...won 1997 Cardinal Amateur Championship (Greensboro, NC) when he played 54 holes without a bogey and finished 15-under-par 195 for a tournament record...recorded his first hole-in-one when he was eight years old.



NIKE TOUR SUMMARY

Best Career NIKE TOUR Finish: T36 — 1998 NIKE Carolina Classic (amateur).

Money & Position: 1998 — \$ 0

Best 1998 NIKE TOUR Finish: T36 — NIKE Carolina Classic

1998 Summary: Tournaments entered — 1; in money — 2; top-10 finishes — 0

Career Summary: Tournaments entered — 2; in money — 1; top-10 finishes — 0

TIM CONLEY

Birthdate: December 8, 1958 **Birthplace:** Cleveland, OH **Residence:** Gainesville, GA; plays out of White Columns GC **Height:** 5'10" **Weight:** 175 **Family:** Wife, Debbie; Zach Edward (5/26/87), Martin Everett (6/18/89) **College:** University of Akron (1981, English) **Special Interests:** Sports cards, family **Turned Professional:** 1981 **Other Information:** Member of the PGA TOUR in 1993 and 1998 and member of the NIKE TOUR 1994-97 and 1999...earned his second career NIKE TOUR victory in 1996, defeating Javier Sanchez in a playoff at NIKE Gateway Classic...final round 3-under-par 69 earned him place in playoff, which he won with birdie on first extra hole...23-under-par 261 to win the 1993 NIKE Knoxville Open was the 72-hole NIKE TOUR scoring record until Chris Smith's 26-under-par 258 at 1997 NIKE Omaha Classic...played PGA European Tour in 1986...won Bermuda Open in 1989...winner of 1992 Kansas Open.



NIKE TOUR SUMMARY

NIKE TOUR Victories (2): 1993 NIKE Knoxville Open, 1996 NIKE Gateway Classic

Money & Position: 1993 — \$42,784 — 44 1995 — \$25,102 — 73 1997 — \$54,337 — 40

1994 — \$25,140 — 56 1996 — \$51,720 — 38 1998 — \$ 4,563 — 158

Best 1998 NIKE TOUR Finish: T14 — NIKE Shreveport Open

1998 Summary: Tournaments entered — 8; in money — 3; top-10 finishes — 0

Career Summary: Tournaments entered — 90; in money — 46; top-10 finishes — 11

Career Earnings: \$203,646

PGA TOUR SUMMARY

Best Career PGA TOUR Finish: 5 — 1998 FedEx St. Jude Classic

Money & Position: 1992 — \$ 0 1994 — \$13,040 — 244 1998 — \$140,355 — 169

1993 — \$66,593 — 170 1997 — \$ 0

Best 1998 PGA TOUR Finish: 5 — FedEx St. Jude Classic

1998 Summary: Tournaments entered — 26; in money — 10; top-10 finishes — 1

Career Summary: Tournaments entered — 52; in money — 21; top-10 finishes — 1

Career Earnings: \$219,988

NON-EXEMPT MEMBERS OF THE NIKE TOUR

RICHARD COUGHLIN (COG-IIN)

Birthdate: April 7, 1974 **Birthplace:** Tullamore, Ireland **Residence:** Clemson, SC; plays out of Birr GC, Offaly, Ireland **Height:** 5'8" **Weight:** 170 **Family:** Single **College:** Clemson University (1997, Speech Communications and Psychology) **Special Interest:** Sports **Turned Professional:** 1997 **Other Information:** Rookie on the PGA TOUR in 1998...first-year member of 1999 NIKE TOUR...earned \$171,035 in his first season on the PGA TOUR, to rank 151st...member of the 1997 Great Britain/Ireland Walker Cup team...caddied for United States team in 1991 Walker Cup in Dublin, Ireland...caddied for Phil Mickelson, David Duval and Allen Doyle and says Franklin Langham fired him on one occasion.



NIKE TOUR SUMMARY

Money & Position: 1998 — \$ 0

Best 1998 NIKE TOUR Finish: Did not make a cut on 1998 NIKE TOUR

1998 Summary: Tournaments entered — 3; in money — 0; top-10 finishes — 0

Career Summary: Tournaments entered — 3; in money — 0; top-10 finishes — 0

PGA TOUR SUMMARY

Best Career PGA TOUR Finish: T9 — 1998 B.C. Open

Money & Position: 1998 — \$174,035 — 151

Best 1998 PGA TOUR Finish: T9 — B.C. Open

1998 Summary: Tournaments entered — 31; in money — 18; top-10 finishes — 1

Career Summary: Tournaments entered — 31; in money — 18; top-10 finishes — 1

Career Earnings: \$174,035

KRIS COX

Birthdate: October 22, 1973 **Birthplace:** Lafayette, LA **Residence:** Dallas, TX; plays out of Royal Oaks CC **Height:** 5'11" **Weight:** 190 **Family:** Wife, Beth **College:** Oklahoma State University (1996, History) **Special Interests:** Reading, all other sports **Turned Professional:** 1996 **Other Information:** Rookie on the NIKE TOUR in 1999...member of Oklahoma State's 1995 NCAA Championship team...played on the same college team as PGA TOUR rookies Bo van Pelt and Alan Bratton and NIKE TOUR member Chris Tidland...three-time All-American at OSU...1996 Big Eight Conference Champion...two-time Academic All-American...won three college tournaments during his career at Oklahoma State... Big Eight Newcomer-of-the-Year in 1993...member of the 1995 Walker Cup Team...has recorded two holes-in-one in competitive rounds...grandfather, Oree Marsalis, defeated Tommy Bolt in the Shreveport City Championship back in the 20's...started on his high school soccer team that won the 1990 State Championship in Lafayette, LA.



NIKE TOUR SUMMARY

Best Career NIKE TOUR Finish: T53 — 1998 NIKE Shreveport Open

Money & Position: 1998 — \$ 518 — 277

Best 1998 NIKE TOUR Finish: T53 — NIKE Shreveport Open

1998 Summary: Tournaments entered — 2; in money — 1; top-10 finishes — 0

Career Summary: Tournaments entered — 3; in money — 1; top-10 finishes — 0

Career Earnings: \$518

NON-EXEMPT MEMBERS OF THE NIKE TOUR

RICK CRAMER

Birthdate: July 19, 1960 **Birthplace:** Independence, KS **Residence:** Scottsdale, AZ; plays out of Desert Mountain GC **Height:** 6'1" **Weight:** 225 **Family:** Single **College:** University of Colorado (1982) **Special Interests:** Reading, archery, model airplanes **Turned Professional:** 1982 **Other Information:** Earned his first career victory at the 1996 NIKE Wichita Open by one stroke over J.P. Hayes, Jimmy Johnston and Craig Kanada...best 1998 finish was a tie for 8th at the NIKE Inland Empire Open...fired a 66 in the first round of the 1998 NIKE St. Louis Golf Classic and was one-stroke back of the leader...winner of the 1989 Nevada Open and 1991 Arizona Open...Prairie Golf Co. has a Rick Cramer model putter.



NIKE TOUR SUMMARY

NIKE TOUR Victories (1): 1997 NIKE Wichita Open

Money & Position: 1990 — \$14,810 — 70 1993 — \$ 173 — 294 1997 — \$15,747 — 101
1991 — \$ 0 1996 — \$58,130 — 33 1998 — \$12,551 — 113

Best 1998 NIKE TOUR Finish: T8 — NIKE Inland Empire Open

1998 Summary: Tournaments entered — 12; in money — 6; top-10 finishes — 1

Career Summary: Tournaments entered — 83; in money — 34; top-10 finishes — 5

Career Earnings: \$101,411

PGA TOUR SUMMARY

Best Career PGA TOUR Finish: T37 — 1986 Buick Open

Money & Position: 1983 — \$ 0 1986 — \$9,745 — 208 1995 — \$ 0
1985 — \$ 0 1993 — \$ 0 1997 — \$ 0

1998 Summary: Did not play PGA TOUR in 1998

Career Summary: Tournaments entered — 34; in money — 10; top-10 finishes — 0

Career Earnings: \$9,745

D

JOE DALEY

Birthdate: October 30, 1960 **Birthplace:** Chestnut Hills, PA **Residence:** Scottsdale, AZ **Height:** 6'3" **Weight:** 159 **Family:** Wife, Carol **College:** Old Dominion University (1983, Finance) **Special Interests:** Aviation, history, fly-fishing, hunting **Turned Professional:** 1991 **Other Information:** Member of the PGA TOUR in 1996 and 1998 and NIKE TOUR 1997 and 1999...fired a 9-under-par 62 in the third and final round to tie for sixth in the 1996 B.C. Open, his career-best PGA TOUR finish...was tied for 43rd going into the final round...won wire-to-wire in the rain-shortened 1997 NIKE Louisiana Open...opened with a 10-under-par 62 to tie Le Triomphe CC course record and lead by two strokes...that 62 was the low start by a winner on the 1997 NIKE TOUR...was the first wire-to-wire winner of a 54-hole NIKE TOUR event since Keith Fergus at the 1994 NIKE Panama City Beach Classic...posted three other top-10 finishes to place 11th on 1997 NIKE TOUR money list...led after the opening round of 1996 Canon Greater Hartford Open...self-taught and says his biggest thrill in golf is helping others become better players...got his start at age seven hitting a Patty Berg 9-iron with his dad and grandfather...wife Carol caddied for him on the NIKE TOUR...quit job as a credit manager in 1992 at age 32 to pursue a career as a professional golfer.



NIKE TOUR SUMMARY

NIKE TOUR Victories (1): 1997 NIKE Louisiana Open

Money & Position: 1996 — \$530 — 269 1997 — \$105,297 — 11 1998 — \$5,590 — 150

Best 1998 NIKE TOUR Finish: T10 — NIKE South Florida Open

1998 Summary: Tournaments entered — 4; in money — 2; top-10 finishes — 1

Career Summary: Tournaments entered — 30; in money — 17; top-10 finishes — 5

Career Earnings: \$111,417

PGA TOUR SUMMARY

Best Career PGA TOUR Finish: T6 — 1996 B.C. Open

Money & Position: 1994 — \$6,239 — 270 1996 — \$96,287 — 167
1995 — \$ 0 1998 — \$42,092 — 211

Best 1998 PGA TOUR Finish: T27 — BellSouth Classic

1998 Summary: Tournaments entered — 27; in money — 8; top-10 finishes — 0

Career Summary: Tournaments entered — 56; in money — 22; top-10 finishes — 1

Career Earnings: \$144,617

NON-EXEMPT MEMBERS OF THE NIKE TOUR

RICK DALPOS

Birthdate: April 25, 1957 **Birthplace:** Joliet, IL **Residence:** Las Vegas, NV **Height:** 6'1" **Weight:** 210 **Family:** Single **College:** Purdue University (1981, Business) **Special Interest:** All sports **Turned Professional:** 1981 **Other Information:** Member of the NIKE TOUR 1990-96 and 1999...earned 1993 PGA TOUR membership with eighth-place finish on 1992 NIKE TOUR money list...member of the PGA TOUR 1983-84, 1986-87, 1989 and 1993 with career earnings of \$158,139... best-ever PGA TOUR finish was a tie for 10th in the 1987 Los Angeles Open...winner of 1990 and 1991 Illinois PGA Championship and the 1995 Illinois Open.



NIKE TOUR SUMMARY

NIKE TOUR Victories (2): 1991 Greater Ozarks Open 1992 Pensacola Open

Money & Position: 1990 — \$21,275 — 48 1993 — \$ 0 1996 — \$1,080 — 224
1991 — \$45,716 — 19 1994 — \$11,020 — 100
1992 — \$78,540 — 8 1995 — \$ 1,080 — 229

1998 Summary: Did not play NIKE TOUR in 1998

Career Summary: Tournaments entered — 93; in money — 56; top-10 finishes — 15

Career Earnings: \$158,711

PGA TOUR SUMMARY

Best Career PGA TOUR Finish: T10 — 1987 Los Angeles Open Presented By Nissan

Money & Position: 1982 — \$ 0 1986 — \$26,461 — 164 1990 — \$ 0
1983 — \$ 4,048 — 209 1987 — \$44,843 — 161 1991 — \$ 6,075 — 250
1984 — \$10,002 — 179 1988 — \$ 1,602 — 285 1992 — \$ 2,398 — 290
1985 — \$ 2,304 — 227 1989 — \$28,821 — 182 1993 — \$31,585 — 198

1998 Summary: Did not play PGA TOUR in 1998

Career Summary: Tournaments entered — 174; in money — 64; top-10 finishes — 1

Career Earnings: \$158,139

E

R.W. EAKS (EEKS)

Birthdate: May 22, 1952 **Birthplace:** Colorado Springs, CO **Residence:** Scottsdale, AZ; plays out of Desert Mountain GC **Height:** 6'0" **Weight:** 195 **Family:** Wife, Karen; Dawn (3/15/79), Jeremy (12/14/84) **College:** University of Northern Colorado **Special Interests:** Family, sports **Turned Professional:** 1976 **Other Information:** Earned his third career NIKE TOUR win (and first since 1993) by two-strokes over five players at 1997 San Jose Open...one of eight players to win NIKE TOUR events in three separate years...finished ninth on 1997 NIKE TOUR money list (\$117,665) to earn his 1998 PGA TOUR card...passed Olin Browne as career money leader (\$442,455) on NIKE TOUR with his tie for fourth at the 1997 NIKE Hershey Open...finished second to Harrison Frazar at the 1997 NIKE South Carolina Classic, his fifth career runner-up finish...posted two top-10 finishes on the 1998 PGA TOUR - tied for seventh at United Airlines Hawaiian and tied for ninth at the B.C. Open...winner of the 1990 Quicksilver Open and 1993 NIKE Louisiana Open...was injured in automobile accident following the 1996 NIKE Mississippi Gulf Coast Classic...after missing six weeks, lost in a playoff to Stewart Cink at the NIKE Ozarks Open, his first tournament back...won 1995 and 1996 Taco Bell Newport (CA) Classics...1971 collegiate All-America selection in basketball at University of Northern Colorado...big favorite of fellow NIKE TOUR players who refer to him as "Gramps".



NIKE TOUR SUMMARY

NIKE TOUR Victories (3): 1990 Quicksilver Open 1993 NIKE Louisiana Open 1997 NIKE San Jose Open

Money & Position: 1990 — \$64,536 — 10 1993 — \$68,737 — 19 1996 — \$ 95,025 — 13
1991 — \$15,099 — 70 1994 — \$23,123 — 62 1997 — \$117,665 — 9
1992 — \$35,345 — 42 1995 — \$22,924 — 81

1998 Summary: Did not play NIKE TOUR in 1998

Career Summary: Tournaments entered — 197; in money — 118; top-10 finishes — 34

Career Earnings: \$442,455

PGA TOUR SUMMARY

Best Career PGA TOUR Finish: T7 — 1998 United Airlines Hawaiian Open

Money & Position: 1980 — \$ 0 1990 — \$ 0 1995 — \$ 0
1981 — \$2,765 — 219 1991 — \$ 0 1998 — \$199,499 — 137
1986 — \$ 0 1993 — \$5,414 — 268
1988 — \$ 0 1994 — \$2,352 — 307

Best 1998 PGA TOUR Finish: T7 — United Airlines Hawaiian Open

1998 Summary: Tournaments entered — 34; in money — 11; top-10 finishes — 2

Career Summary: Tournaments entered — 60; in money — 16; top-10 finishes — 2

Career Earnings: \$210,030

NON-EXEMPT MEMBERS OF THE NIKE TOUR

JIM ESTES

Birthdate: August 12, 1964 **Birthplace:** Washington, DC **Residence:** Geneva, IL
Height: 5'8" **Weight:** 160 **Family:** Wife, Teri; Tyler James (3/27/95), Samantha (5/18/97)
College: University of Maryland (1987, Economics) **Special Interests:** Fishing, reading, rollerblading **Turned Professional:** 1987 **Other Information:** Member of the NIKE TOUR in 1990, 1994, 1996-97 and 1999...rookie on the PGA TOUR in 1998...earned his first career victory at 1996 NIKE Inland Empire Open...named 1995 Club Professional Player of the Year by PGA of America...best finish on the PGA TOUR came last year at the Greater Greensboro Chrysler Classic when he finished T16 after firing a 68 on Sunday...captain of basketball team and Athlete of the Year at his high school in 1982...grew up at same club, Bethesda CC, where former PGA TOUR Commissioner Deane Beman got his start in golf...his father got him started in the game as a youngster, hitting plastic balls in backyard...not related to PGA TOUR member Bob Estes.



NIKE TOUR SUMMARY

NIKE TOUR Victories (1): 1996 NIKE Inland Empire Open
Money & Position: 1990 — \$7,167 — 101 1995 — \$ 0 1997 — \$28,653 — 72
 1994 — \$2,500 — 170 1996 — \$59,282 — 31 1998 — \$ 8,588 — 133
Best 1998 NIKE TOUR Finish: T10 — NIKE South Florida Open
1998 Summary: Tournaments entered — 6; in money — 5; top-10 finishes — 1
Career Summary: Tournaments entered — 89; in money — 44; top-10 finishes — 6
Career Earnings: \$106,189

PGA TOUR SUMMARY

Best Career PGA TOUR Finish: T16 — 1998 Greater Greensboro Chrysler Classic
Money & Position: 1994 — \$ 0 1996 — \$ 0 1998 — \$73,438 — 197
 1995 — \$ 0 1997 — \$ 0
Best 1998 PGA TOUR Finish: T16 — Greater Greensboro Chrysler Classic
1998 Summary: Tournaments entered — 26; in money — 8; top-10 finishes — 0
Career Summary: Tournaments entered — 31; in money — 8; top-10 finishes — 0
Career Earnings: \$73,438

RON EWING

Birthdate: January 19, 1968 **Birthplace:** Chowchilla, CA **Residence:** Merced, CA; plays out of Rancho Del Rey GC, Atwater, CA **Height:** 6'1" **Weight:** 185 **Family:** Wife, Kris; Ryan Anthony (10/27/98) **College:** California State - Fresno (1991, Business Management)
Special Interest: Family **Turned Professional:** 1991 **Other Information:** Rookie on the 1999 NIKE TOUR...missed cut at 1996 U.S. Open in only PGA TOUR appearance prior to 1999...played in three NIKE TOUR events in his career missing the cut in two events in 1992 and the 1997 NIKE San Jose Open...All-American at California State - Fresno.



F

BEN FERGUSON

Birthdate: March 3, 1973 **Birthplace:** Sydney, Australia **Residence:** Sydney, Australia; plays out of The Lakes GC **Height:** 6'1" **Weight:** 190 **Family:** Wife, Margaret **Special Interests:** Movies, tennis **Turned Professional:** 1997 **Other Information:** Rookie on the 1999 NIKE TOUR with no experience on the PGA TOUR or NIKE TOUR prior to 1999 season...played in the 1996 Australasian Tour Foodlink Queensland Open as an amateur, finished T40th...also finished tied for 17th at the 1997 Australasian AMP Air New Zealand Open...runner-up in 1996 Southeastern Amateur Championship and quarterfinalist in 1994 and 1995 Australian Amateur Championship...wife Margaret is Canadian and he spends part of the year in Toronto, Canada.



NON-EXEMPT MEMBERS OF THE NIKE TOUR

STEVE FORD

Birthdate: December 15, 1965 **Birthplace:** Homestead, FL **Residence:** Melbourne, FL
Height: 6'2" **Weight:** 205 **Family:** Wife, Sharon; Carli May (1/2/96) **College:** Georgia Southern University (1988) **Special Interests:** Traveling, stock market **Turned Professional:** 1988 **Other Information:** Member of the NIKE TOUR in 1992-94 and 1999...1997 Hooters Tour Player of the Year...1997 Naturally Fresh Points Champion (Hooters Tour)...has six wins on the Hooters Tour from 1995-98...got started in golf at age 12 when his grandfather bought him clubs...played in the 1988 Masters...met his wife in South Africa while playing on the South African Tour in 1996...winner of 1991 St. Louis Open.



NIKE TOUR SUMMARY

Best Career NIKE TOUR Finish: T3 — 1992 Macon Open
Money & Position: 1992 — \$32,613 — 46 1993 — \$ 0 1994 — \$10,315 — 105
1998 Summary: Did not play NIKE TOUR in 1998
Career Summary: Tournaments entered — 43; in money — 14; top-10 finishes — 5
Career Earnings: \$42,928

Best Career PGA TOUR Finish: T63 — 1997 Michelob Championship at Kingsmill
Money & Position: 1988 — \$ 0 1997 — \$3,302 — 322
1998 Summary: Did not play PGA TOUR in 1998
Career Summary: Tournaments entered — 2; in money — 1; top-10 finishes — 0
Career Earnings: \$3,302

ANGEL FRANCO (AHN-hel)

Birthdate: May 31, 1958 **Birthplace:** Asuncion, Paraguay **Residence:** Pompano Beach, FL; plays out of Asuncion GC, Asuncion, Paraguay **Height:** 5'10" **Weight:** 185 **Family:** Wife, Edith; Angel Jr. (12/12/78), Mario (12/11/83), Vanessa (4/25/86), Jessica (6/25/91)
College: Asuncion College **Special Interests:** Politics and world affairs, reading, movies, fishing **Turned Professional:** 1984 **Other Information:** Member of the NIKE TOUR in 1993-95 and 1999...captain of the Paraguay's Dunhill and World Cup teams in 1991 and 1993...finished tied for fifth at the 1994 World Cup Golf...leader of South American Tour's Order of Merit four consecutive years from 1989-92...won six Paraguay Opens as well as 20 other victories on the South American Tour...came to the United States in 1993 attempting to qualify for the U.S. Open...during his stay, he opened qualified for the NIKE Dominion Open in Glen Allen, VA and won the event...following his win on Sunday, he flew to New York and qualified for the Buick Classic on the PGA TOUR with a round of 68 on Monday...on Tuesday, he failed in the 36-hole Sectional Qualifying of the U.S. Open...in the Buick Classic, he played two rounds before missing the cut...that's nine competitive rounds in nine days.



NIKE TOUR SUMMARY

Money & Position: 1993 — \$40,896 — 47 1994 — \$1,086 — 219 1998 — \$ 0
Best 1998 NIKE TOUR Finish: Did not make a cut on 1998 NIKE TOUR
1998 Summary: Tournaments entered — 1; in money — 0; top-10 finishes — 0
Career Summary: Tournaments entered — 13; in money — 8; top-10 finishes — 2
Career Earnings: \$41,982

NON-EXEMPT MEMBERS OF THE NIKE TOUR

G

STEVE GOTSCHÉ

Birthdate: August 24, 1961 **Birthplace:** Wakeeney, KS **Residence:** Great Bend, KS; plays out of Golden Belt CC **Height:** 6'2" **Weight:** 195 **Family:** Wife, Linda; Adam (9/23/85), Ryan (7/16/90) **College:** University of Nebraska (1981) **Special Interests:** Reading, bass fishing **Turned Professional:** 1984 **Other Information:** Member of the NIKE TOUR in 1990-91, 1996 and 1999...member of the PGA TOUR in 1994-95...1990 National Assistants Champion...1990-93 Midwest Section Player of the Year...winner of 1990 Kansas Open, 1998 Wyoming Open and 1986 Nebraska Open...lettered in high school football for three years and for two years in basketball.



NIKE TOUR SUMMARY

Best Career NIKE TOUR Finish: T8 — 1996 NIKE Shreveport Open

Money & Position: 1990 — \$2,560 — 155 1995 — \$ 1,318 — 224 1998 — \$1,499 — 217
1991 — \$1,195 — 211 1996 — \$11,805 — 112
1994 — \$2,251 — 179 1997 — \$ 0

Best 1998 NIKE TOUR Finish: T28 — NIKE Wichita Open

1998 Summary: Tournaments entered — 2; in money — 1; top-10 finishes — 0

Career Summary: Tournaments entered — 29; in money — 17; top-10 finishes — 1

Career Earnings: \$20,627

PGA TOUR SUMMARY

Best Career PGA TOUR Finish: 5 — 1994 New England Classic

Money & Position: 1985 — \$ 0 1991 — \$5,165 — 255 1994 — \$59,227 — 182
1986 — \$ 0 1992 — \$ 0 1995 — \$70,425 — 177
1987 — \$ 0 1993 — \$5,657 — 264 1996 — \$14,071 — 257

1998 Summary: Did not play PGA TOUR in 1998

Career Summary: Tournaments entered — 56; in money — 24; top-10 finishes — 1

Career Earnings: \$154,544

PAUL GOW (gow as in how)

Birthdate: October 11, 1970 **Birthplace:** Sydney, Australia **Residence:** Sydney, Australia **Height:** 5'10" **Weight:** 185 **Family:** Single **Special Interests:** Horse racing, rugby **Turned Professional:** 1993 **Other Information:** Member of the NIKE TOUR in 1997-99...began 1997 as a non-member having to rely on Monday qualifying to secure a spot in NIKE TOUR fields...as 29th alternate, got into field of 1997 NIKE Permian Basin Open...after rounds of 65-65 on the weekend, earned a two-stroke victory over Steve Lamontagne...that made him the 10th Monday Qualifier in NIKE TOUR history to win, and the first since P.J. Cowan at the 1996 NIKE Tallahassee Open...played Australasian PGA Tour in 1993-96 and 1998...best Australasian Tour finish is second in 1998 Canon Challenge...fired 64 in the first round of the Canon Challenge.



NIKE TOUR SUMMARY

NIKE TOUR Victories (1): 1997 NIKE Permian Basin Open

Money & Position: 1996 — \$1,076 — 227 1997 — \$43,415 — 47 1998 — \$32,433 — 66

Best 1998 NIKE TOUR Finish: 5 — NIKE Hershey Open

1998 Summary: Tournaments entered — 24; in money — 11; top-10 finishes — 2

Career Summary: Tournaments entered — 40; in money — 19; top-10 finishes — 3

Career Earnings: \$76,924

NON-EXEMPT MEMBERS OF THE NIKE TOUR

MIKE GROB

Birthdate: May 6, 1964 **Birthplace:** Billings, MT **Residence:** Orlando, FL **Height:** 5'11"
Weight: 190 **Family:** Wife, Kristi; Holly (12/27/88), Dana (2/18/91) **College:** University of Arkansas (1986) **Special Interests:** Reading, movies, fishing **Turned Professional:** 1987 **Other Information:** Rookie on the 1999 NIKE TOUR...has not played a NIKE TOUR event since 1992...winner of the 1998 Canadian Masters...aced the third hole in the final round to win the richest event on the Canadian Tour...his wife Kristi caddied for him during the Canadian Masters...champion of the 1997 Montclair PEI Classic (Canadian Tour)...finished second on the 1997 Canadian Tour Order of Merit...1985 Montana Amateur Champion...suffered a shattered pelvis in a car accident in 1985.



NIKE TOUR SUMMARY

Best Career NIKE TOUR Finish: T36 — 1991 Tulsa Open
Money & Position: 1991 — \$772 — 258 1992 — \$ 0
1998 Summary: Did not play NIKE TOUR in 1998
Career Summary: Tournaments entered — 4; in money — 1; top-10 finishes — 0
Career Earnings: \$772

PGA TOUR SUMMARY

Best Career PGA TOUR Finish: T37 — 1996 Greater Vancouver Open
Money & Position: 1996 — \$4,100 — 328 1997 — \$ 0 1998 — \$ 0
Best 1998 PGA TOUR Finish: Did not make a cut on 1998 PGA TOUR
1998 Summary: Tournaments entered — 2; in money — 0; top-10 finishes — 0
Career Summary: Tournaments entered — 6; in money — 1; top-10 finishes — 0
Career Earnings: \$4,100

H

STEVE HASKINS

Birthdate: November 13, 1958 **Birthplace:** Groom, TX **Residence:** El Paso, TX; plays out of Coronado CC **Height:** 6'2" **Weight:** 185 **Family:** Wife, Carmen; John Paul (10/28/89), Cameron (4/29/93) **College:** New Mexico State University (1981, Finance) **Special Interests:** Fishing, swimming, politics **Turned Professional:** 1984 **Other Information:** Member of the NIKE TOUR each year except 1997...winner of the 1991 New England Classic...all-time leader in career appearances on the NIKE TOUR with 205...two-time winner of the New Mexico Open...winner of the 1989 Bogey Hills Invitational...father Don, who is basketball coach at University of Texas-El Paso, has won more than 700 games in his career...coached team, then known as Texas Western, to 1966 NCAA Championship.



NIKE TOUR SUMMARY

NIKE TOUR Victories (1): 1991 New England Classic
Money & Position: 1990 — \$43,114 — 14 1993 — \$49,782 — 33 1996 — \$35,320 — 57
 1991 — \$56,170 — 10 1994 — \$24,672 — 58 1997 — \$ 0
 1992 — \$10,360 — 106 1995 — \$ 6,661 — 144 1998 — \$18,010 — 98
Best 1998 NIKE TOUR Finish: T14 — NIKE Carolina Classic
1998 Summary: Tournaments entered — 25; in money — 10; top-10 finishes — 0
Career Summary: Tournaments entered — 205; in money — 107; top-10 finishes — 27
Career Earnings: \$244,087


PGA TOUR SUMMARY

Career PGA TOUR Finish: T38 — 1990 Phoenix Open
Money & Position: 1988 — \$ 0 1990 — \$5,400 — 246
 1989 — \$1,248 — 286 1995 — \$ 0
1998 Summary: Did not play PGA TOUR in 1998
Career Summary: Tournaments entered — 12; in money — 3; top-10 finishes — 0
Career Earnings: \$6,648

NON-EXEMPT MEMBERS OF THE NIKE TOUR

BILL HEIM (HIME)

Birthdate: December 6, 1969 **Birthplace:** Green Bay, WI **Residence:** Austin, TX; plays out of Delaware Springs GC, Burnet, TX **Height:** 5'8" **Weight:** 160 **Family:** Wife, Rosa **College:** University of Texas at El Paso (1993, Marketing) **Special Interest:** Family **Turned Professional:** 1993 **Other Information:** Rookie on the 1999 NIKE TOUR with no PGA TOUR experience prior to 1999...participated in two NIKE TOUR events in 1996, but missed the cut in both starts.



NIKE TOUR SUMMARY

Money & Position: 1996 — \$ 0

1998 Summary: Did not play NIKE TOUR in 1998

Career Summary: Tournaments entered — 2; in money — 0; top-10 finishes — 0

BOB HEINTZ

Birthdate: May 1, 1970 **Birthplace:** Syosset, NY **Residence:** Clearwater, FL; plays out of Countryside CC **Height:** 6'0" **Weight:** 215 **Family:** Wife, Nancy; Eryn (5/20/96) **College:** Yale University (1992, Economics) **Special Interests:** Family, reading, travel **Turned Professional:** 1992 **Other Information:** Member of the NIKE TOUR in 1994 and 1999...three-time Ivy League Champion at Yale University...Academic All-American in 1992... Rookie of the Year on the 1998 Hooters Tour...finished second on the 1998 Hooters Tour money list with \$101,221...won the 1998 Decatur Championship on the first playoff hole by drilling a 60-foot birdie putt...served as a financial analyst with Raymond James Financial in St. Petersburg January 1996 through March 1997...second-team All-County basketball selection in high school.



NIKE TOUR SUMMARY

Best Career NIKE TOUR Finish: T21 — 1994 NIKE Wichita Open

Money & Position: 1992 — \$ 0 1994 — \$1,750 — 195

1993 — \$ 0 1997 — \$ 0

1998 Summary: Did not play NIKE TOUR in 1998

Career Summary: Tournaments entered — 13; in money — 1; top-10 finishes — 0

Career Earnings: \$1,750

GUY HILL

Birthdate: November 29, 1970 **Birthplace:** Atlanta, GA **Residence:** Lakeland, FL **Height:** 6'0" **Weight:** 185 **Family:** Single **College:** University of Miami, University of Florida (Political Science) **Special Interest:** Sports **Turned Professional:** 1994 **Other Information:** Rookie on the 1999 NIKE TOUR...member of the PGA TOUR in 1998...played on the Canadian Tour 1994-1997...won three times in Canada — 1995 Infiniti Championship, 1996 BC TEL Pacific Open and 1997 Canadian PGA Championship...medalist of the 1993 SEC Championship Tournament...member of University of Florida's 1993 NCAA Championship team...played on the same college team as PGA TOUR rookies Brian Gay and Chris Couch...All-American selection in 1992-93...transferred to Florida after the University of Miami dropped its golf program.



NIKE TOUR SUMMARY

Money & Position: 1997 — \$ 0 1998 — \$ 0

Best 1998 NIKE TOUR Finish: Did not make a cut on 1998 NIKE TOUR

1998 Summary: Tournaments entered — 1; in money — 0; top-10 finishes — 0

Career Summary: Tournaments entered — 2; in money — 0; top-10 finishes — 0

PGA TOUR SUMMARY

Best Career PGA TOUR Finish: T15 — 1996 Bell Canadian Open

Money & Position: 1995 — \$ 0 1996 — \$24,000 — 234 1998 — \$71,495 — 199

Best 1998 PGA TOUR Finish: T24 — Nissan Open

1998 Summary: Tournaments entered — 27; in money — 11; top-10 finishes — 0

Career Summary: Tournaments entered — 30; in money — 12; top-10 finishes — 0

Career Earnings: \$95,495

NON-EXEMPT MEMBERS OF THE NIKE TOUR

GLEN HNATIUK (NATCH-ik)

Birthdate: May 15, 1965 **Birthplace:** Selkirk, Manitoba, Canada **Residence:** Homosassa, FL; plays out of World Woods GC **Height:** 6'2" **Weight:** 185 **Family:** Wife, Julia; Aileen Caitlin (2/6/96), Morgan Mary (12/28/97) **College:** University of Southern Mississippi **Special Interests:** Family, sports **Turned Professional:** 1990 **Other Information:** Eight top-10 finishes helped him earn 10th spot on 1997 NIKE TOUR money list...one of eight players to win NIKE TOUR events in three separate years...first win came as a Monday qualifier at the 1992 Mississippi Gulf Coast Classic...won the 1995 NIKE Utah Classic in a playoff over Franklin Langham and Harry Rudolph...earned his third career title at the 1996 NIKE Carolina Classic...1988 All-Metro Conference at University of Southern Mississippi...before moving to United States, was member of Western Canadian Junior "B" hockey championship team...was featured prominently in Nike, Inc.'s 1996 NIKE TOUR ads.



NIKE TOUR SUMMARY

NIKE TOUR Victories (3): 1992 Mississippi Gulf Coast Classic 1995 NIKE Utah Classic 1996 NIKE Carolina Classic

Money & Position: 1992 — \$30,234 — 52 1994 — \$ 18,526 — 76 1996 — \$ 79,700 — 23
1993 — \$ 4,376 — 146 1995 — \$102,547 — 14 1997 — \$116,381 — 10

1998 Summary: Did not play NIKE TOUR in 1998

Career Summary: Tournaments entered — 147; in money — 76; top-10 finishes — 18

Career Earnings: \$351,764

PGA TOUR SUMMARY

Best Career PGA TOUR Finish: T14 — 1998 Tucson Chrysler Classic

Money & Position: 1997 — \$8,625 — 281 1998 — \$148,098 — 165

Best 1998 PGA TOUR Finish: T14 — Tucson Chrysler Classic

1998 Summary: Tournaments entered — 30; in money — 15; top-10 finishes — 0

Career Summary: Tournaments entered — 32; in money — 17; top-10 finishes — 0

Career Earnings: \$156,723

JAY HOBBY

Birthdate: September 22, 1973 **Birthplace:** Tifton, GA **Residence:** Auburn, AL; plays out of Saughatchee CC **Height:** 6'2" **Weight:** 195 **Family:** Single **College:** Auburn University **Special Interests:** Canoeing, hiking **Turned Professional:** 1986 **Other Information:** Rookie on the 1999 NIKE TOUR...won the 1998 Payless Open on the Canadian Tour...qualified for the 1996 U.S. Open as an amateur...1995 Southeastern Amateur champion...attended Central Alabama Community College in Alexander City before heading to Auburn in the fall 1994...placed second at 1994 NJCAA Nationals...teammates at Auburn included NIKE TOUR members Gary Christian and Iain Steel.



NIKE TOUR SUMMARY

Best Career NIKE TOUR Finish: T17 — 1997 NIKE Knoxville Open

Money & Position: 1997 — \$2,353 — 181 1998 — \$ 0

Best 1998 NIKE TOUR Finish: Did not make a cut on 1998 NIKE TOUR

1998 Summary: Tournaments entered — 1; in money — 0; top-10 finishes — 0

Career Summary: Tournaments entered — 3; in money — 1; top-10 finishes — 0

Career Earnings: \$2,353

PGA TOUR SUMMARY

Best Career PGA TOUR Finish: T74 — 1998 Greater Vancouver Open

Money & Position: 1998 — \$3,800 — 333

Best 1998 PGA TOUR Finish: T74 — Greater Vancouver Open

1998 Summary: Tournaments entered — 1; in money — 1; top-10 finishes — 0

Career Summary: Tournaments entered — 1; in money — 1; top-10 finishes — 0

Career Earnings: \$3,800

NON-EXEMPT MEMBERS OF THE NIKE TOUR

JON HURST

Birthdate: August 16, 1969 **Birthplace:** Woodbridge, VA **Residence:** Woodbridge, VA **Height:** 5'8" **Weight:** 180 **Family:** Wife, Julie; C.J. (5/16/89), John Bachman (1/7/91) **College:** Old Dominion University (1992, Sports Management) **Special Interest:** All sports **Turned Professional:** 1992 **Other Information:** Rookie on the 1999 NIKE TOUR...won four times on the 1998 TearDrop Tour, including back-to-back wins at the Fayetteville Open and the Beacon Ridge Classic...three of his four TearDrop titles came in playoffs...fired a 64 in the final round to finish second at the 1998 TearDrop Tour Championship in Hilton Head...finished third on the 1998 TearDrop Tour money list...three-time All-Sun Belt Conference selection from 1989-91...won five college tournaments his senior season at Old Dominion University...All-American in 1991...inducted into the Old Dominion University Hall of Fame in 1996...1990 Eastern Amateur Champion.



PGA TOUR SUMMARY

Money & Position: 1998 — \$ 0

Best 1998 PGA TOUR Finish: Did not make a cut on 1998 PGA TOUR

1998 Summary: Tournaments entered — 1; in money — 0; top-10 finishes — 0

Career Summary: Tournaments entered — 2; in money — 0; top-10 finishes — 0

J

JIM JOHNSON

Birthdate: July 2, 1965 **Birthplace:** Salt Lake City, UT **Residence:** Boone, NC **Height:** 6'4" **Weight:** 225 **Family:** Wife, Laura; Rachel (1/31/97) **College:** Pepperdine University (1989, History) **Special Interest:** Hiking **Turned Professional:** 1989 **Other Information:** Rookie on the 1999 NIKE TOUR...no prior NIKE TOUR experience...biggest thrill in golf was when he qualified for the 1998 U.S. Open...made the cut and finished T53rd...was the assistant superintendent at Franklin Hills CC in Detroit, MI in 1994...in 1995 worked as a John Deere Sales Representative...an individual qualifier for the 1989 NCAA Golf Championships.



KEVIN JOHNSON

Birthdate: April 25, 1967 **Birthplace:** Plymouth, MA **Residence:** West Palm Beach, FL; plays out of Bear Lakes CC **Height:** 6'0" **Weight:** 195 **Family:** Single **College:** Clemson University (1989, Economics and Marketing) **Special Interests:** Fishing, rodeo **Turned Professional:** 1990 **Other Information:** Member of NIKE TOUR since 1996...earned his first career NIKE TOUR victory at the 1997 NIKE Puget Sound Open in a playoff over Michael Clark and Steve Jurgensen...victory was one of three 1997 top-10 finishes...set course record with 62 in opening round of 1997 NIKE Permian Basin Open...caddied for NIKE TOUR member Geoffrey Sisk at 1997 Qualifying Tournament...member of 1989 United States Walker Cup team, which he says is his biggest thrill in golf...winner of 1987 U.S. Amateur Public Links Championship...member of 1988 U.S. World Amateur team...three-time All-America selection at Clemson University...winner of 1992 ICL tournament on South African Tour...following 1995 Qualifying Tournament, broke right shoulder blade when thrown from horse during quail hunting trip...member of high school varsity basketball team.



NIKE TOUR SUMMARY

NIKE TOUR Victories (1): 1997 NIKE Puget Sound Open

Money & Position: 1990 — \$7,172 — 100 1994 — \$ 0 1997 — \$56,935 — 37
1991 — \$1,967 — 178 1996 — \$24,754 — 74 1998 — \$36,881 — 62

Best 1998 NIKE TOUR Finish: T5 — NIKE Carolina Classic

1998 Summary: Tournaments entered — 27; in money — 13; top-10 finishes — 2

Career Summary: Tournaments entered — 91; in money — 42; top-10 finishes — 10

Career Earnings: \$127,708

PGA TOUR SUMMARY

Best Career PGA TOUR Finish: T66 — 1992 New England Classic

Money & Position: 1990 — \$ 0 1993 — \$ 0
1992 — \$2,050 — 304 1996 — \$ 0

1998 Summary: Did not play PGA TOUR in 1998

Career Summary: Tournaments entered — 6; in money — 1; top-10 finishes — 0

Career Earnings: \$2,050

NON-EXEMPT MEMBERS OF THE NIKE TOUR

RICHARD JOHNSON

Birthdate: February 2, 1972 **Birthplace:** Cardiff, Wales **Residence:** Augusta, GA; plays out of Vale of Glamorgan GC, Cardiff, Wales **Height:** 6'4" **Weight:** 210 **Family:** Wife, Ann; Sydney (6/8/96), Kipp (1/17/98) **College:** Augusta College (1995, Marketing) **Special Interest:** All sports **Turned Professional:** 1995 **Other Information:** Rookie on the 1999 NIKE TOUR...member of the 1993 European Amateur team...finished T12th at the 1998 Peugeot Open De Espana...All-American in 1995 at Augusta College...member of the 1994 Great Britain/Ireland amateur team that competed against Europe...father Peter Johnson is the pro at Vale of Glamorgan in Cardiff, Wales and is chairman of the PGA in Wales...ran the Waffle House on Washington Road during Masters week of 1997.



K

BRIAN KAMM

Birthdate: September 3, 1961 **Birthplace:** Rochester, NY **Residence:** Tampa, FL **Family:** Wife, Yvette; Brandy (11/7/84), Michael (5/3/87) **College:** Florida State University **Special Interest:** All sports **Turned Professional:** 1985 **Other Information:** Seven-year member of the PGA TOUR...best-ever finish came in 1994 Bell Canadian Open, where he tied for sixth...shot rounds of 71-71-69-68—279 to finish four strokes behind winner Nick Price...has a total of nine top-10 finishes on the PGA TOUR...finished No. 8 on the 1997 NIKE TOUR money list to gain his PGA TOUR card for the 1998 season...began the 1997 year with two runner-up finishes in his first five events and solidified his standing with a T5 at the season-ending NIKE TOUR Championship...finished No. 7 on 1992 Ben Hogan (now NIKE) TOUR money list to advance to final of PGA TOUR Qualifying Tournament, where he earned membership on 1993 PGA TOUR...winner of 1992 Panama City Beach Classic on NIKE TOUR...winner of 1987 North Dakota Open...won two collegiate tournaments while at Florida State.



NIKE TOUR SUMMARY

NIKE TOUR Victories (1): 1992 Panama City Beach Classic

Money & Position: 1990 — \$ 690 — 251 1992 — \$ 88,608 — 7 1998 — \$17,104 — 101
1991 — \$3,619 — 147 1997 — \$118,005 — 8

Best 1998 NIKE TOUR Finish: T3 — NIKE Shreveport Open

1998 Summary: Tournaments entered — 2; in money — 2; top-10 finishes — 1

Career Summary: Tournaments entered — 56; in money — 36; top-10 finishes — 17

Career Earnings: \$228,026

PGA TOUR SUMMARY

Best Career PGA TOUR Finish: T6 — 1994 Bell Canadian Open

Money & Position: 1986 — \$ 538 — 292 1992 — \$ 20,020 — 211 1996 — \$64,988 — 190
1988 — \$ 1,163 — 301 1993 — \$183,185 — 94 1998 — \$87,326 — 189
1990 — \$ 8,775 — 237 1994 — \$181,884 — 98
1991 — \$81,932 — 146 1995 — \$165,235 — 118

Best 1998 PGA TOUR Finish: 13 — Greater Milwaukee Open

1998 Summary: Tournaments entered — 28; in money — 10; top-10 finishes — 0

Career Summary: Tournaments entered — 202; in money — 92; top-10 finishes — 9

Career Earnings: \$795,047

NON-EXEMPT MEMBERS OF THE NIKE TOUR

CHRIS KAUFMAN

Birthdate: May 2, 1966 **Birthplace:** Arlington, TX **Residence:** Delray Beach, FL
Height: 6'0" **Weight:** 190 **Family:** Wife, Jackie **College:** University of Texas El Paso
 (1989, Journalism) **Special Interests:** Hunting, woodworking **Turned Professional:**
 1989 **Other Information:** Member of the NIKE TOUR in 1993-94 and 1999...fired rounds
 of 69-68-72—209 to T8 at the 1993 NIKE Miami Valley Open, his best career finish on the
 NIKE TOUR...All-Western Conference selection in 1987-88...team finished second at
 1988 NCAA Tournament...has one mini-tour win...lists his father, Ben Hogan and Byron
 Nelson as his heroes.



NIKE TOUR SUMMARY

Best Career NIKE TOUR Finish: T8 — 1993 NIKE Miami Valley Open

Money & Position: 1991 — \$ 0 1993 — \$12,465 — 97
 1992 — \$ 0 1994 — \$ 473 — 271

Best 1998 NIKE TOUR Finish: Did not play NIKE TOUR in 1998

Career Summary: Tournaments entered — 33; in money — 11; top-10 finishes — 1

Career Earnings: \$12,937

PGA TOUR SUMMARY

Money & Position: 1991 — \$ 0 1994 — \$ 0 1998 — \$ 0
 1992 — \$ 0 1995 — \$ 0

Best 1998 PGA TOUR Finish: Did not make a cut on 1998 PGA TOUR

1998 Summary: Tournaments entered — 1; in money — 0; top-10 finishes — 0

Career Summary: Tournaments entered — 5; in money — 0; top-10 finishes — 0

L

PATRICK LEE

Birthdate: September 30, 1971 **Birthplace:** Crossett, AR **Residence:** Little Rock, AR;
 plays out of Chenal CC **Height:** 6'0" **Weight:** 190 **Family:** Single **College:** University
 of Oklahoma (1995, Sociology) **Special Interests:** Hunting, relaxation **Turned**
Professional: 1995 **Other Information:** Member of NIKE TOUR since 1996...fired a 9-
 under-par 61 in the second round at Heatherwoode G.C. at the 1998 NIKE Miami Valley
 Open...was tied for second one stroke behind the leader heading into the weekend at
 Miami Valley, fired 69-74 and finished tied for eighth...best NIKE TOUR career finishes —
 tied for second in the 1996 NIKE Knoxville Open and the 1997 NIKE Tri-Cities Open...All-
 America selection in 1994 at the University of Oklahoma...winner of the 1995 Western
 Amateur Championship...after receiving sponsor's exemption into 1996 FedEx St. Jude Classic, fired a 7-
 under-par 64 to share the first-round lead...went on to finish tied for 16th.



NIKE TOUR SUMMARY

Best Career NIKE TOUR Finish: T2 — 1996 NIKE Knoxville Open 1997 NIKE Tri-Cities Open

Money & Position: 1996 — \$60,977 — 29 1997 — \$29,103 — 68 1998 — \$24,481 — 81

Best 1998 NIKE TOUR Finish: T8 — NIKE Miami Valley Open

1998 Summary: Tournaments entered — 27; in money — 13; top-10 finishes — 2

Career Summary: Tournaments entered — 72; in money — 36; top-10 finishes — 9

Career Earnings: \$114,560

PGA TOUR SUMMARY

Best Career PGA TOUR Finish: T16 — 1996 FedEx St. Jude Classic

Money & Position: 1996 — \$20,250 — 242 1998 — \$ 0

Best 1998 PGA TOUR Finish: Did not make a cut on 1998 PGA TOUR

1998 Summary: Tournaments entered — 1; in money — 0; top-10 finishes — 0

Career Summary: Tournaments entered — 5; in money — 1; top-10 finishes — 0

Career Earnings: \$20,250

NON-EXEMPT MEMBERS OF THE NIKE TOUR

JON LEVITT

Birthdate: May 9, 1963 **Birthplace:** Madison, WI **Residence:** South Pasadena, CA
Height: 6'4" **Weight:** 210 **Family:** Single; Gabriela (12/6/92) **College:** California State University - Northridge (1987, General Education) **Special Interests:** Traveling, reading, table tennis **Turned Professional:** 1989 **Other Information:** Second-year member of NIKE TOUR...winner of more than 20 tournaments on the Golden State Tour...got his start in the game through his father, who is a scratch golfer...says his biggest thrill in golf is having his daughter with him on the course.



NIKE TOUR SUMMARY

Best Career NIKE TOUR Finish: T19 — 1998 NIKE Permian Basin Open
Money And Position: 1996 — \$ 0 1998 — \$6,608 — 145
Best 1998 Finish: T19 — NIKE Permian Basin Open
1998 Summary: Tournaments entered — 23; in money — 5; top-10 finishes — 0
Career Summary: Tournaments entered — 24; in money — 5; top-10 finishes — 0
Career Earnings: \$6,608

BOB LOHR

Birthdate: November 2, 1960 **Birthplace:** Cincinnati, OH **Residence:** Orlando, FL
Height: 6'1" **Weight:** 185 **Family:** Wife, Marie; Matthew Robert (7/15/91) **College:** Miami of Ohio (1983, Marketing) **Special Interests:** Hunting, fishing, snow skiing
Turned Professional: 1983 **Other Information:** Birdied the fifth extra hole to defeat Chip Beck and claim the 1988 Walt Disney World/Oldsmobile Classic...member of the PGA TOUR 1985-96...finished No. 32 on the 1988 money list...has earned more than \$2.4M since joining the TOUR with 34 career top-10 finishes...won the 1990 Mexican Open...named All-Mid American Conference three years...Honorable Mention All-America in 1983...inducted into the Miami Hall of Fame in 1993.



NIKE TOUR SUMMARY

Money & Position: 1998 — \$ 0
Best 1998 NIKE TOUR Finish: Did not make a cut on 1998 NIKE TOUR
1998 Summary: Tournaments entered — 2; in money — 0; top-10 finishes — 0
Career Summary: Tournaments entered — 2; in money — 0; top-10 finishes — 0

PGA TOUR SUMMARY

PGA TOUR Victories (1): 1988 — Walt Disney World/Oldsmobile Classic
Money & Position:
 1985 — \$ 93,651 — 81 1990 — \$141,260 — 109 1995 — \$314,947 — 59
 1986 — \$ 85,949 — 99 1991 — \$386,759 — 41 1996 — \$122,463 — 151
 1987 — \$137,108 — 80 1992 — \$128,307 — 112 1997 — \$ 0
 1988 — \$315,536 — 32 1993 — \$314,982 — 54 1998 — \$ 2,508 — 350
 1989 — \$144,242 — 98 1994 — \$225,048 — 80
Best 1998 PGA TOUR Finish: T65 — Deposit Guaranty Golf Classic
1998 Summary: Tournaments entered — 8; in money — 1; top-10 finishes — 0
Career Summary: Tournaments entered — 376; in money — 218; top-10 finishes — 34
Career Earnings: \$2,412,760

NON-EXEMPT MEMBERS OF THE NIKE TOUR

M

GARY MARCH

Birthdate: August 28, 1966 **Birthplace:** Mt. Prospect, IL **Residence:** Arlington Heights, IL; plays out of Elgin Country Club, Elgin, IL **Height:** 6'2" **Weight:** 155 **Family:** Single **College:** University of Southern Mississippi (1989, Physical Education) **Special Interest:** Sports **Turned Professional:** 1990 **Other Information:** NIKE TOUR rookie in 1999...was named All-State in basketball in high school and was considering a collegiate career on the hardwood before finally choosing golf...says his biggest thrill in golf was playing with Jack Nicklaus in a practice round at the U.S. Open.



NIKE TOUR SUMMARY

Best Career NIKE TOUR Finish: 57 — 1992 Ft. Wayne Open

Money & Position: 1992 — \$538 — 298 1994 — \$ 0 1998 — \$ 0
1993 — \$ 0 1996 — \$ 0

Best 1998 NIKE TOUR Finish: Did not make a cut on 1998 NIKE TOUR

1998 Summary: Tournaments entered — 1; in money — 0; top-10 finishes — 0

Career Summary: Tournaments entered — 6; in money — 1; top-10 finishes — 0

Career Earnings: \$538

PGA TOUR SUMMARY

Best 1998 PGA TOUR Finish: Did not make a cut on 1998 PGA TOUR

1998 Summary: Tournaments entered — 1; in money — 0; top-10 finishes — 0

Career Summary: Tournaments entered — 9; in money — 0; top-10 finishes — 0

DICK MAST

Birthdate: March 23, 1951 **Birthplace:** Bluffton, OH **Residence:** Winter Garden, FL; plays out of Cypress Creek GC **Height:** 5'10" **Weight:** 180 **Family:** Wife, Roberta; Richard (4/9/79), Joshua (4/1/83), Caleb (6/11/86), Jonathan (3/14/89), Jacob 12/5/90) **College:** St. Petersburg Junior College (1972, Business) **Special Interests:** Family, all sports **Turned Professional:** 1972 **Other Information:** Three-time winner on the Ben Hogan Tour in 1990, capturing titles at the Mississippi Gulf Coast Classic, the Pensacola Open and the Ft. Wayne Open and finished No. 3 on the final money list to earn his PGA TOUR card...member of the NIKE TOUR in 1990, 1995 and 1999...played in 11 NIKE TOUR events in 1998...best finish was T3 at the NIKE Knoxville Open where he fired rounds of 68-71-65-67 to finish 17-under-par and miss a playoff by one stroke...has earned nearly \$1M on the PGA TOUR since 1974 with his best year coming in 1993 when he was 82nd on money list with \$210,125.



NIKE TOUR SUMMARY

NIKE TOUR Victories (3): 1990 Mississippi Gulf Coast Classic, Pensacola Open, Ft. Wayne Open

Money & Position: 1990 — \$92,521 — 3 1995 — \$ 4,610 — 160 1998 — \$22,007 — 90
1991 — \$ 0 1996 — \$32,750 — 59
1992 — \$ 0 1997 — \$ 9,944 — 125

Best 1998 NIKE TOUR Finish: T3—NIKE Knoxville Open

1998 Summary: Tournaments entered — 11; in money — 3; top-10 finishes — 1

Career Summary: Tournaments entered — 68; in money — 40; top-10 finishes — 10

Career Earnings: \$161,832

PGA TOUR SUMMARY

Best Career PGA TOUR Finish: 2 — 1992 Greater Milwaukee Open

Money & Position: 1974 — \$6,622 — 150 1985 — \$ 2,887 — 219 1992 — \$150,847 — 98
1975 — \$ 281 — 271 1986 — \$ 79,389 — 109 1993 — \$210,125 — 82
1977 — \$4,387 — 189 1987 — \$ 90,768 — 103 1994 — \$129,822 — 131
1979 — \$5,715 — 185 1988 — \$128,568 — 93 1995 — \$ 26,623 — 231
1981 — \$2,595 — 221 1989 — \$ 38,955 — 173 1996 — \$ 6,560 — 302
1982 — \$3,647 — 230 1990 — \$ 4,200 — 252 1997 — \$ 62,823 — 194
1983 — \$ 0 1991 — \$ 17,274 — 216 1998 — \$ 9,893 — 276

Best 1998 PGA TOUR Finish: T48 — Deposit Guaranty Golf Classic

1998 Summary: Tournaments entered — 8; in money — 3; top-10 finishes — 0

Career Summary: Tournaments entered — 303; in money — 166; top-10 finishes — 14

Career Earnings: \$981,979

NON-EXEMPT MEMBERS OF THE NIKE TOUR

ROB McKELVEY

Birthdate: August 2, 1969 **Birthplace:** Atlanta, GA **Residence:** Lawrenceville, GA
Height: 6'2" **Weight:** 205 **Family:** Single **College:** Central Alabama Community College; University of Southwestern Louisiana (1992, Recreation) **Special Interest:** Fishing **Turned Professional:** 1992 **Other Information:** Member of the NIKE TOUR in 1994 and since 1996...career-best finish is a T2 at the 1996 NIKE Dominion Open, where he finished one stroke behind Olin Browne...enjoyed his best 1998 finish at the NIKE South Carolina Classic where he T4, two strokes behind winner Gene Sauers...also finished in the top 10 at the NIKE Tri-Cities Open (T6) and the NIKE Lehigh Valley Open (T7)...made the cut in 11 of 18 events last year...finished 18th in scoring average (70.52) for the 1998 season...had his first career hole-in-one at the 1998 NIKE Knoxville Open...his Central Alabama Community College team won the national championship in 1990.



NIKE TOUR SUMMARY

Best Career NIKE TOUR Finish: T2 — 1996 NIKE Dominion Open
Money & Position: 1994 — \$ 0 1997 — \$42,975 — 49
 1996 — \$53,768 — 36 1998 — \$42,213 — 56

Best 1998 NIKE TOUR Finish: T4 — NIKE South Carolina Classic
1998 Summary: Tournaments entered — 18; in money — 11; top-10 finishes — 3
Career Summary: Tournaments entered — 73; in money — 40; top-10 finishes — 8
Career Earnings: \$138,955

MIKE MEEHAN

Birthdate: July 6, 1968 **Birthplace:** Queens, NY **Residence:** Delray Beach, FL; plays out of St. Andrews CC, Boca Raton, FL **Height:** 5'10" **Weight:** 175 **Family:** Wife, Kathleen **College:** Florida Atlantic University (1991, Mathematics) **Special Interests:** His dogs, guitar, the beach **Turned Professional:** 1993 **Other Information:** Was named to Division II All-America team at Florida Atlantic University...lists Bob Toski among his teachers...says competing at the 1998 PGA TOUR Qualifying Tournament has been his biggest thrill in golf...got started in the game at age 9 because his family lived off a golf course in Houston, TX...lists his wife, who is training to run a marathon, as his hero.



SCOTT MENDELSON

Birthdate: June 24, 1974 **Birthplace:** Denver, CO **Residence:** Parker, CO; plays out of Castle Pines Country Club, Castle Rock, CO **Height:** 5'10" **Weight:** 155 **Family:** Wife, Jamie **College:** Colorado State University (1998, Finance) **Special Interests:** Sports cars, skiing **Turned Professional:** 1998 **Other Information:** 1997 Colorado State Amateur champion...set two course records en route to 11-stroke win in Colorado Am...First-Team All-WAC selection in 1998...fourth-place finish was the low amateur finish at the 1996 Colorado Open...competed in track & field in high school and was an All-State high jumper...father, Jack, is a class "A" golf professional.



MICHAEL MILLER

Birthdate: April 24, 1973 **Birthplace:** Torrance, CA **Residence:** Valencia, CA; plays out of Valencia CC **Height:** 6'1" **Weight:** 190 **Family:** Single **College:** UCLA (1996, History) **Special Interests:** Family, music **Turned Professional:** 1998 **Other Information:** Rookie on 1999 NIKE TOUR...Monday qualified for the 1998 NIKE St. Louis Golf Classic and NIKE Oregon Classic...missed the cut in both events...All-PAC-10 selection in 1996...winner of 1996 Anteater Invitational...qualified for 1997 U.S. Amateur, where he finished in the top 10 in stroke play...didn't get started in the game until age 13...grandfather was Canadian flyweight boxing champion...quit playing for 18 months after college...worked for Lynx Golf Company in Tour Promotions and Conceptual R&D.



NIKE TOUR Summary

Money & Position: 1998 — \$ 0
Best 1998 NIKE TOUR Finish: Did not make a cut on 1998 NIKE TOUR
1998 Summary: Tournaments entered — 2; in money — 0; top-10 finishes — 0
Career Summary: Tournaments entered — 2; in money — 0; top-10 finishes —

NON-EXEMPT MEMBERS OF THE NIKE TOUR

MICHAEL MUEHR

Birthdate: December 18, 1971 **Birthplace:** Livingston, NJ **Residence:** Great Falls, VA; plays out of Lowes Island Club, Sterling, VA **Height:** 6'0" **Weight:** 170 **Family:** Single **College:** Duke University (1994, Political Science/History) **Special Interests:** Stock market, travel **Turned Professional:** 1994 **Other Information:** NIKE TOUR member in 1997-98...made the cut in 11 of 26 events in 1998 with his best finish a T9 at the NIKE Greater Austin Open, equalling his career-best finish...finished No. 89 on the money list with \$22,687...had seven top-25 finishes in 1998...was in third place after 54 holes at the NIKE Ozarks Open following a season-best 8-under-par 64, but struggled in final round with a 78 to finish T31...held a one-stroke lead after 36 holes of the NIKE South Carolina Classic and was in a three-way tie for the lead after 54 holes...in first career PGA TOUR event, missed the cut in 1995 U. S. Open at Shinnecock Hills, an experience he calls his biggest thrill in golf...winner of New Hampshire State Open in 1995...was AJGA All-American in 1987-89, All-Atlantic Coast Conference in 1994 and was the Stanford Shootout champion in 1993.



NIKE TOUR SUMMARY

Best Career NIKE TOUR Finish: T9 — 1997 NIKE Inland Empire Open 1998 NIKE Greater Austin Open
Money & Position: 1994 — \$ 0 1996 — \$ 0 1998 — \$22,687 — 89
 1995 — \$180 — 297 1997 — \$16,795 — 95

Best 1998 NIKE TOUR Finish: T9 — NIKE Greater Austin Open

1998 Summary: Tournaments entered — 26; in money — 11; top-10 finishes — 1

Career Summary: Tournaments entered — 53; in money — 22; top-10 finishes — 2

Career Earnings: \$39,662

PGA TOUR SUMMARY

Best Career PGA TOUR Finish: T42 — 1998 Kemper Open

Money & Position: 1995 — \$ 0 1997 — \$ 0 1998 — \$5,913 — 304

Best 1998 PGA TOUR Finish: T42 — Kemper Open

1998 Summary: Tournaments entered — 1; in money — 1; top-10 finishes — 0

Career Summary: Tournaments entered — 3; in money — 1; top-10 finishes — 0

Career Earnings: \$5,913

ALEX MUNOZ

Birthdate: January 8, 1972 **Birthplace:** Guadalajara, Mexico **Residence:** Mexico City, Mexico; plays out of Club de Golf Mexico **Height:** 5'8" **Weight:** 155 **Family:** Single **College:** University of Oklahoma (1996, International Business) **Special Interest:** Soccer **Turned Professional:** 1998 **Other Information:** Winner 1992 Mexican Amateur Championship...runner-up in the 1998 Mexican Amateur...a rookie on the 1999 NIKE TOUR...also worked for Marine Products International after graduating from University of Oklahoma...says his biggest thrill would be to become the first Mexican to win a major title on the PGA TOUR.



The cut at the 1998 NIKE Louisiana Open was 6-over-par 150, making it the highest cut on the NIKE TOUR since 10-over-par 154 made the cut at the 1991 South Texas Open.

The toughest hole on the 1998 NIKE TOUR was the 452-yard, par-4, 13th hole at Le Triomphe CC, site of the NIKE Louisiana Open. The hole played to a stroke average of 4.684, making it the third toughest hole in the the history of the NIKE TOUR and the toughest on the NIKE TOUR since 1991.

NON-EXEMPT MEMBERS OF THE NIKE TOUR

BILL MURCHISON

Birthdate: August 2, 1956 **Birthplace:** Lake Charles, LA **Residence:** Acworth, GA; plays out of Centennial CC **Height:** 6'0" **Weight:** 175 **Family:** Wife, Karen; Jennifer (9/2/80), Amy (5/1/82), Bill III (3/29/84), Laura (9/3/86), Sarah (12/14/87), David (8/3/89), Julie (12/3/90), Kathleen (4/29/93), Joanna Beth (8/15/96) **College:** Texas Christian University (1977, Business Administration) **Special Interests:** Guitar, writing **Turned Professional:** 1977 **Other Information:** Won 1995 NIKE Tallahassee Open by five strokes, the largest winning margin on the NIKE TOUR that year...victory came on Easter Sunday and was the site of his first PGA TOUR cut made, 1979 Tallahassee Open...also flirted with NIKE TOUR wins at 1994 Central Georgia Open and 1994 Boise Open, but came up short in playoffs...first earned PGA TOUR card at 1978 Qualifying Tournament, but injury temporarily stopped his play...became head professional and later general manager at club in Orlando, returned to competitive play in 1993...biggest thrill in golf was earning his PGA TOUR card in 1978.



NIKE TOUR SUMMARY

NIKE TOUR Victories (1): 1995 NIKE Tallahassee Open
Money & Position: 1992 — \$3,158 — 161 1994 — \$104,765 — 14 1996 — \$15,989 — 97
 1993 — \$ 0 1995 — \$ 78,420 — 22 1997 — \$ 0

1998 Summary: Did not play NIKE TOUR in 1998

Career Summary: Tournaments entered — 89; in money — 54; top-10 finishes — 9

Career Earnings: \$202,332

PGA TOUR SUMMARY

Career PGA TOUR Finish: T12 — 1980 B.C. Open

Money & Position: 1979 — \$ 455 — 299 1987 — \$ 0 1993 — \$45,402 — 188
 1980 — \$ 6,530 — 188 1990 — \$ 0 1995 — \$ 0
 1981 — \$ 0 1991 — \$ 0 1996 — \$ 5,825 — 304
 1983 — \$14,427 — 168 1992 — \$2,170 — 301

1998 Summary: Did not play PGA TOUR in 1998

Career Summary: Tournaments entered — 68; in money — 27; top-10 finishes — 0

Career Earnings: \$74,809

N

GARY NICKLAUS

Birthdate: January 15, 1969 **Birthplace:** West Palm Beach, FL **Residence:** Jupiter, FL; plays out of Muirfield Village GC, Dublin, OH **Height:** 5'10" **Weight:** 180 **Family:** Single **College:** Ohio State University (1991, Finance) **Special Interests:** Fishing, hunting, golf course design **Turned Professional:** 1991 **Other Information:** Rookie on the 1999 NIKE TOUR...has played in 17 events as a non-member, with his best finish being a tie for 17th at last year NIKE South Florida Classic...member of the PGA European Tour in 1998, where his best finish was a T11 in the Linde German Masters...lists Phil Rodgers and Rick Smith among his teachers...says his biggest thrill in golf was watching his father, Jack, win the 1986 Masters...winner of 1991 Porter Cup.



NIKE TOUR SUMMARY

Best Career NIKE TOUR Finish: T17 — 1998 NIKE South Florida Open

Money & Position: 1993 — \$480 — 264 1995 — \$ 0
 1994 — \$ 0 1998 — \$2,762 — 190

Best 1998 NIKE TOUR Finish: T17 — NIKE South Florida Open

1998 Summary: Tournaments entered — 1; in money — 1; top-10 finishes — 0

Career Summary: Tournaments entered — 17; in money — 2; top-10 finishes — 0

Career Earnings: \$3,242

PGA TOUR SUMMARY

Best Career PGA TOUR Finish: T58 — 1993 Honda Classic

Money & Position: 1992 — \$ 0 1995 — \$ 0 1998 — \$ 0
 1993 — \$5,427 — 267 1996 — \$ 0
 1994 — \$ 0 1997 — \$ 0

Best 1998 PGA TOUR Finish: Did not make a cut on 1998 PGA TOUR

1998 Summary: Tournaments entered — 2; in money — 0; top-10 finishes — 0

Career Summary: Tournaments entered — 25; in money — 2; top-10 finishes — 0

Career Earnings: \$5,427

NON-EXEMPT MEMBERS OF THE NIKE TOUR

KEITH NOLAN

Birthdate: January 11, 1973 **Birthplace:** Dublin, Ireland **Residence:** Knoxville, TN; plays out of The Ridges, Johnson City, TN **Height:** 5'9" **Weight:** 220 **Family:** Single **College:** East Tennessee State University (1997, Speech Communications) **Special Interest:** All sports **Turned Professional:** 1997 **Other Information:** Great Britain/Ireland Walker Cup team member in 1997...also member of the Palmer Cup Team...member of 1996 Great Britain/Ireland World Amateur team...winner of 1996 Irish Amateur, 1997 Irish Stroke Play, 1996 Hong Kong Amateur and 1996 Waterford Scratch Cup...three-time All-America selection at East Tennessee State...1997 Irish Golf Writers Association Amateur Player of the Year...biggest thrill in golf is his selection to the Walker Cup team.



NIKE TOUR SUMMARY

Best Career NIKE TOUR Finish: T13 — 1997 NIKE Puget Sound Open
Money & Position: 1997 — \$3,015 — 168 1998 — \$833 — 251
Best 1998 NIKE TOUR Finish: T55 — NIKE South Florida Open
1998 Summary: Tournaments entered — 3; in money — 2; top-10 finishes — 0
Career Summary: Tournaments entered — 5; in money — 3; top-10 finishes — 0
Career Earnings: \$3,848

PGA TOUR SUMMARY

Best Career PGA TOUR Finish: T47 — 1998 Shell Houston Open
Money & Position: 1998 — \$17,203 — 251
Best 1998 PGA TOUR Finish: T47 — Shell Houston Open
1998 Summary: Tournaments entered — 25; in money — 4; top-10 finishes — 0
Career Summary: Tournaments entered — 25; in money — 4; top-10 finishes — 0
Career Earnings: \$17,203

O

TED OH

Birthdate: August 27, 1976 **Birthplace:** Seoul, Korea **Residence:** Las Vegas, NV **Height:** 5'11" **Weight:** 169 **Family:** Single **College:** University of Nevada-Las Vegas **Special Interests:** Sports **Turned Professional:** 1997 **Other Information:** 1996 All-American at University of Nevada - Las Vegas...took medalist honors at IGT/Rebel Classic during his freshman season...second-team All-Big West Conference selection...outstanding junior career includes several tournament titles...competed in the Nissan Los Angeles Open while in high school, making him the youngest player to ever compete in that event...medalist at 1993 U. S. Junior Championships in Oregon and a semi-finalist in match play there...gained national attention when he qualified for the 1993 U. S. Open at the age of 16.

NIKE TOUR SUMMARY

Best Career NIKE TOUR Finish: T10 — 1998 NIKE Permian Basin Open
Money & Position: 1997 — \$665 — 257 1998 — \$8,626 — 132
Best 1998 NIKE TOUR Finish: T10 — NIKE Permian Basin Open
1998 Summary: Tournaments entered — 7; in money — 4; top-10 finishes — 1
Career Summary: Tournaments entered — 8; in money — 5; top-10 finishes — 1
Career Earnings: \$9,291

PGA TOUR SUMMARY

Money & Position: 1998 — \$ 0
Best 1998 PGA TOUR Finish: Did not make a cut on 1998 PGA TOUR
1998 Summary: Tournaments entered — 1; in money — 0; top-10 finishes — 0
Career Summary: Tournaments entered — 5; in money — 0; top-10 finishes — 0

NON-EXEMPT MEMBERS OF THE NIKE TOUR

JOEL PADFIELD

Birthdate: May 4, 1965 **Birthplace:** Muncie, IN **Residence:** Evansville, IN **Height:** 6'0"
Weight: 170 **Family:** Wife, Dana Kay **College:** Ball State University (1987, Marketing)
Special Interests: Fishing, Internet surfing **Turned Professional:** 1987 **Other Information:** Indiana State Amateur champion in 1987...winner of 1986 Fripp Island Intercollegiate, 1986 Indianapolis Intercollegiate, 1987 Jaguar Classic...member of 1989 South African Tour...member of 1990 Ben Hogan Tour (now NIKE TOUR)...finished No. 123 on money list that year with \$4,228 in 17 events.



NIKE TOUR SUMMARY

Best Career NIKE TOUR Finish: T10 — 1990 New England Classic
Money & Position: 1990 — \$4,155 — 123 1991 — \$ 0 1995 — \$ 0
1998 Summary: Did not play NIKE TOUR in 1998
Career Summary: Tournaments entered — 19; in money — 4; top-10 finishes — 1
Career Earnings: \$4,155

PGA TOUR SUMMARY

1998 Summary: Did not play PGA TOUR in 1998
Career Summary: Tournaments entered — 2; in money — 0; top-10 finishes — 0

CRAIG PERKS

Birthdate: January 6, 1967 **Birthplace:** Palmerton North, New Zealand **Residence:** Lafayette, LA; plays out of Le Triomphe CC, Broussard, LA **Height:** 6'2" **Weight:** 190
Family: Wife, Maureen; Meghan Elizabeth (5/26/98), Nigel William (10/6/98) **College:** University of Oklahoma, University of Southwestern Louisiana (1990, Behavioral Science)
Special Interests: Family **Turned Professional:** 1993 **Other Information:** NIKE TOUR member since 1996...competed in 21 events on NIKE TOUR in 1998, with three top-10 finishes among his 16 cuts made...fired rounds of 67-64 and was in second place after 36 holes of NIKE Fort Smith Classic...NIKE Louisiana Open is played on his home course, where he was once an assistant pro...owns four Hooters Tour victories...All-American at Oklahoma (1986) and at Southwestern Louisiana (1990)...two-time table tennis champion in New Zealand, won in the under-12 and under-14 categories...left his homeland of New Zealand at age 18 to come to the United States to play college golf.



NIKE TOUR SUMMARY

Best Career NIKE TOUR Finish: 2 — 1996 NIKE Carolina Classic
Money & Position: 1993 — \$735 — 230 1995 — \$ 0 1997 — \$ 8,316 — 134
 1994 — \$ 0 1996 — \$27,383 — 70 1998 — \$33,613 — 64
Best 1998 NIKE TOUR Finish: T6—NIKE Fort Smith Classic
1998 Summary: Tournaments entered — 21; in money — 16; top-10 finishes — 3
Career Summary: Tournaments entered — 70; in money — 29; top-10 finishes — 4
Career Earnings: \$70,046

PGA TOUR SUMMARY

1998 Summary: Did not play PGA TOUR in 1998
Career Summary: Tournaments entered — 1; in money — 0; top — 10 finishes — 0

NON-EXEMPT MEMBERS OF THE NIKE TOUR

STEVE POPE

Birthdate: November 26, 1967 **Birthplace:** Jackson, MS **Residence:** Clinton, MS; plays out of Lake Caroline Golf Club, Madison, MS **Height:** 6'0" **Weight:** 190 **Family:** Wife, Dana; Shelby Lynn (11/15/95), Steven Zackery (8/19/97) **College:** Mississippi State University (1991, Marketing) **Special Interests:** Hunting, fishing **Turned Professional:** 1991 **Other Information:** Attended PGA TOUR Qualifying Tournament every year since 1991...two-time winner on the Hooters Tour (1994, 1998)...named All-Southeastern Conference at MSU in 1990...father got him started in the game at age 12.



NIKE TOUR SUMMARY

Money & Position: 1993 — \$ 0
1998 Summary: Did not play NIKE TOUR in 1998
Career Summary: Tournaments entered — 1; in money — 0; top-10 finishes — 0

PGA TOUR SUMMARY

Best Career PGA TOUR Finish: T52— 1991 Deposit Guaranty Classic
Money & Position: 1991 — \$ 710 — 318 1994 — \$ 0
 1993 — \$ 0 1996 — \$ 0
1998 Summary: Did not play PGA TOUR in 1998
Career Summary: Tournaments entered — 4; in money — 1; top-10 finishes — 0
Career Earnings: \$710

RICK PRICE

Birthdate: May 18, 1968 **Birthplace:** Reading, PA **Residence:** Stuart, FL **Height:** 6'0" **Weight:** 165 **Family:** Single **College:** Methodist College **Special Interest:** Sports **Turned Professional:** 1987 **Other Information:** NIKE TOUR rookie in 1999...has 20 mini-tour wins to his credit...played in the 1991 U.S. Open.



NIKE TOUR SUMMARY

Best Career NIKE TOUR Finish: T24 — 1997 NIKE Shreveport Open
Money & Position: 1997 — \$1,603 — 202 1998 — \$360 — 300
Best 1998 NIKE TOUR Finish: 62 — NIKE Lakeland Classic
1998 Summary: Tournaments entered — 1; in money — 1; top-10 finishes — 0
Career Summary: Tournaments entered — 3; in money — 2; top-10 finishes — 0
Career Earnings: \$1,963

PGA TOUR SUMMARY

1998 Summary: Did not play PGA TOUR in 1998
Career Summary: Tournaments entered — 2; in money — 0; top-10 finishes — 0



Lan Gooch made the first hole in one of the 1998 NIKE TOUR season when he holed a 9-iron at the 143-yard 10th hole at The Grasslands G&CC during the first round of the NIKE Lakeland Classic. What's more, the ace came on his first swing of the season, having begun his round on the back-nine. The ace was one of 16 recorded on the NIKE TOUR in 1998.

Last year's NIKE Cleveland Open was the 250th tournament in the history of the NIKE TOUR.

NON-EXEMPT MEMBERS OF THE NIKE TOUR

Q

FRAN QUINN

Birthdate: March 11, 1965 **Birthplace:** Worcester, MA **Residence:** Worcester, MA; plays out of Pleasant Valley CC **Height:** 6'0" **Weight:** 180 **Family:** Wife, Lori; Owen (7/22/98) **College:** Northwestern University (1987, Economics) **Special Interest:** Family **Turned Professional:** 1988 **Other Information:** NIKE TOUR member in 1991 and 1998-99...made the cut in six of 19 NIKE TOUR events in 1998 and finished No. 124 on the money list...1990 Massachusetts Open champion...1997 New Hampshire Open champion...played in the U.S. Open in 1990, 1992 and 1994...played 25 events on 1992 PGA TOUR and finished No. 191 on money list...played overseas in recent years, finishing second at 1998 Korean Open and second at 1997 Singapore Open.



NIKE TOUR SUMMARY

Best Career NIKE TOUR Finish: 2 — 1991 Texarkana Open

Money & Position: 1990 — \$ 0 1994 — \$5,555 — 133 1997 — \$ 400 — 276
1991 — \$25,470 — 49 1995 — \$ 490 — 261 1998 — \$10,396 — 124
1992 — \$ 850 — 245 1996 — \$3,900 — 168

Best 1998 NIKE TOUR Finish: T16 — NIKE Louisiana Open

1998 Summary: Tournaments entered — 19; in money — 6; top-10 finishes — 0

Career Summary: Tournaments entered — 57; in money — 27; top-10 finishes — 2

Career Earnings: \$47,062

PGA TOUR SUMMARY

Best Career PGA TOUR Finish: T9 — 1994 New England Classic

Money & Position: 1988 — \$ 0 1992 — \$36,155 — 191 1997 — \$ 0
1989 — \$ 0 1993 — \$ 0 1998 — \$3,463 — 336
1990 — \$16,824 — 216 1994 — \$30,365 — 210
1991 — \$ 2,569 — 275 1996 — \$ 2,616 — 353

Best 1998 PGA TOUR Finish: T52 — CVS Charity Classic

1998 Summary: Tournaments entered — 1; in money — 1; top-10 finishes — 0

Career Summary: Tournaments entered — 45; in money — 13; top-10 finishes — 1

Career Earnings: \$91,992

R

CONRAD RAY

Birthdate: November 8, 1974 **Birthplace:** Fort Dodge, IA **Residence:** Austin, MN; plays out of Belfair Golf Club, Hilton Head, SC **Height:** 6'0" **Weight:** 250 **Family:** Single **College:** Stanford University (1997, Public Policy) **Special Interests:** Fishing, skiing **Turned Professional:** 1997 **Other Information:** Played on Stanford's NCAA National Championship team in 1994...captain of Cardinal golf team in 1996-97...finished second at 1998 North Dakota Open...was an All-State football player in Minnesota as a senior...plays the cello.



Best Career NIKE TOUR Finish: T59 — 1997 NIKE Tri-Cities Open

Money & Position: 1997 — \$370 — 282 1998 — \$ 0

Best 1998 NIKE TOUR Finish: Did not make a cut on 1998 NIKE TOUR

1998 Summary: Tournaments entered — 1; in money — 0; top-10 finishes — 0

Career Summary: Tournaments entered — 2; in money — 1; top-10 finishes — 0

Career Earnings: \$370

NON-EXEMPT MEMBERS OF THE NIKE TOUR

JOHN RIEGGER

Birthdate: June 13, 1963 **Birthplace:** Metropolis, IL **Residence:** Metropolis, IL; plays out of Country Club of Paducah **Height:** 6'3" **Weight:** 190 **Family:** Single **College:** Lamar University (1985, Education) **Special Interests:** Bow hunting, fishing, shooting pool **Turned Professional:** 1991 **Other Information:** Member of the Ben Hogan Tour in 1991 and the NIKE TOUR in 1994 and 1999...1985 NCAA All-American...winner of 1986 Steamboat Classic, 1991 Nebuber Classic, 1985 Southland Conference Tournament.



NIKE TOUR SUMMARY

Best Career NIKE TOUR Finish: T3 — 1994 NIKE Dominion Open

Money & Position: 1991 — \$10,488 — 90 1994 — \$17,389 — 80 1998 — \$ 0
1992 — \$ 0 1997 — \$ 1,020 — 232

Best 1998 NIKE TOUR Finish: Did not make a cut on 1998 NIKE TOUR

1998 Summary: Tournaments entered — 1; in money — 1; top-10 finishes — 0

Career Summary: Tournaments entered — 34; in money — 8; top-10 finishes — 2

Career Earnings: \$28,897

PGA TOUR SUMMARY

Best Career PGA TOUR Finish: T12 — 1993 Federal Express St. Jude Classic

Money & Position: 1987 — \$8,743 — 210 1992 — \$33,980 — 192 1998 — \$150,874 — 162
1988 — \$ 0 1993 — \$22,275 — 211
1990 — \$ 0 1995 — \$ 0

Best 1998 PGA TOUR Finish: T20 — Canon Greater Hartford Open, Westin Texas Open

1998 Summary: Tournaments entered — 29; in money — 16; top-10 finishes — 0

Career Summary: Tournaments entered — 84; in money — 33; top-10 finishes — 0

Career Earnings: \$215,873

JOHN ROLLINS

Birthdate: June 25, 1975 **Birthplace:** Richmond, VA **Residence:** Richmond, VA; plays out of Meadowbrook Country Club **Height:** 6'0" **Weight:** 205 **Family:** Single **College:** Virginia Commonwealth University (1997, Mass Communications) **Turned Professional:** 1997 **Other Information:** Rookie on 1999 NIKE TOUR...two-time Virginia State Amateur champion in 1996 and 1997...Honorable Mention All-America at Virginia Commonwealth University...named Colonial Athletic Association Player of the Year in 1996-97...father got him started in golf at the age of 13.



NIKE TOUR SUMMARY

Best 1998 NIKE TOUR Finish: Did not make a cut on 1998 NIKE TOUR

1998 Summary: Tournaments entered — 1; in money — 0; top-10 finishes — 0

Career Summary: Tournaments entered — 3; in money — 0; top-10 finishes — 0

Best 1998 PGA TOUR Finish: Did not make a cut on 1998 PGA TOUR

1998 Summary: Tournaments entered — 1; in money — 0; top-10 finishes — 0

Career Summary: Tournaments entered — 1; in money — 0; top-10 finishes — 0

NON-EXEMPT MEMBERS OF THE NIKE TOUR

HUGH ROYER III

Birthdate: February 13, 1964 **Birthplace:** Columbus, GA **Residence:** Aiken, SC
Height: 6'1" **Weight:** 155 **Family:** Wife, Lori; Sydney (3/21/94) **College:** Columbus College
Special Interests: Hunting, fishing, baseball **Turned Professional:** 1987
Other Information: NIKE TOUR member in 1991, 1993-95 and 1999...first earned membership on PGA TOUR by virtue of his ninth-place finish on the 1995 NIKE TOUR money list...was first player in NIKE TOUR history to post two multiple-win seasons, winning the NIKE South Carolina Classic and the NIKE Texarkana Open in 1993 and the NIKE Dominion Open and NIKE Permian Basin Open in 1995...career-best PGA TOUR finish is a T5 at the 1996 Quad City Classic...finished 14th on 1990 South African Order of Merit after finishing as runner-up in South African Open...underwent heart surgery as a child to replace a faulty valve...continues to monitor and take medication for the condition...father, Hugh Royer Jr., won the 1970 Western Open.



NIKE TOUR SUMMARY

NIKE TOUR Victories (4): 1993 NIKE South Carolina Classic, NIKE Texarkana Open 1995 NIKE Dominion Open, NIKE Permian Basin Open

Money & Position: 1991 — \$12,994 — 77 1994 — \$ 30,059 — 52 1997 — \$ 0
 1992 — \$14,143 — 85 1995 — \$118,804 — 9 1998 — \$2,351 — 195
 1993 — \$76,401 — 12 1996 — \$ 8,500 — 132

Best 1998 NIKE TOUR Finish: T32 — NIKE Lakeland Classic

1998 Summary: Tournaments entered — 3; in money — 3; top-10 finishes — 0

Career Summary: Tournaments entered — 108; in money — 68; top-10 finishes — 19

Career Earnings: \$263,251

PGA TOUR SUMMARY

Best Career PGA TOUR Finish: T5 — 1996 Quad City Classic 1998 Greater Vancouver Open

Money And Position: 1994 — \$ 4,325 — 282 1997 — \$ 23,377 — 238
 1996 — \$183,066 — 114 1998 — \$143,963 — 166

Best 1998 Finish: T5 — Greater Vancouver Open.

1998 Summary: Tournaments entered — 31; in money — 11; top-10 finishes — 1

Career Summary: Tournaments entered — 97; in money — 36; top-10 finishes — 4

Career Earnings: \$354,731



FAST FACTS:

The final round of the 1998 NIKE Greater Austin Open was played in 40-degree temperatures and 40-m.p.h. winds causing the wind chill factor to fall into the low-20s. The trying conditions resulted in a stroke average of 78.540, making it the third toughest round in the history of the NIKE TOUR in terms of scoring average. The five toughest rounds in NIKE TOUR history follow:

Rank	Tournament	Round	Scoring Average
1.	1991 South Texas Open	2nd	81.136
2.	1991 South Texas Open	3rd	80.891
3.	1998 NIKE Greater Austin Open	4th	78.540
4.	1990 New England Classic	1st	78.116
5.	1990 New England Classic	2nd	77.615

NON-EXEMPT MEMBERS OF THE NIKE TOUR

DAVE RUMMELLS

Birthdate: January 26, 1958 **Birthplace:** Cedar Rapids, IA **Residence:** Orlando, FL
Height: 6'0" **Weight:** 160 **Family:** Wife, Ira; Melissa (12/23/88), Eric (7/1/90) **College:**
 University of Iowa **Special Interests:** Fishing, bowling, basketball **Turned Professional:**
 1981 **Other Information:** Two-time winner on NIKE TOUR with victories at 1996 South
 Carolina Classic and 1997 NIKE Knoxville Open...win at South Carolina was his first as a
 professional...PGA TOUR member 1986-94...earned return trip to PGA TOUR in 1997 by
 virtue of sixth-place finish on 1996 NIKE TOUR money list...earned \$108,000, largest
 paycheck of his career, for second-place finish at 1993 Buick Invitational of California...has
 carded four 61s in PGA TOUR events...made only 11 starts on 1997 PGA TOUR due to
 continuation of back problems that have plagued him in recent years...played 1998 PGA
 TOUR under Major Medical Extension...made six cuts in 18 events with his best finish a T54 at Tucson
 Chrysler Classic...finished No. 247 on money list with \$18,746.



NIKE TOUR SUMMARY

NIKE TOUR Victories (2): 1996 NIKE South Carolina Classic 1997 NIKE Knoxville Open
Money And Position: 1994 — \$ 0 1996 — \$122,778 — 6 1998 — \$4,753 — 155
 1995 — \$10,759 — 118 1997 — \$ 42,663 — 50
Best 1998 NIKE TOUR Finish: T16 — NIKE Fort Smith Classic
1998 Summary: Tournaments entered — 6; in money — 3; top-10 finishes — 0
Career Summary: Tournaments entered — 47; in money — 31; top-10 finishes — 10
Career Earnings: \$180,953

PGA TOUR SUMMARY

Best Career PGA TOUR Finish: 2 — 1993 Buick Invitational of California
Money And Position: 1986 — \$ 83,227 — 103 1991 — \$213,627 — 79 1996 — \$ 3,045 — 343
 1987 — \$154,720 — 67 1992 — \$ 95,203 — 134 1997 — \$90,345 — 172
 1988 — \$274,800 — 38 1993 — \$247,963 — 67 1998 — \$18,746 — 247
 1989 — \$419,979 — 24 1994 — \$122,872 — 138
 1990 — \$111,539 — 131 1995 — \$ 26,095 — 232
Best 1998 Finish: T54 — Tucson Chrysler Classic
1998 Summary: Tournaments entered — 18; in money — 6; top-10 finishes — 0
Career Summary: Tournaments entered — 317; in money — 191; top-10 finishes — 23
Career Earnings: \$1,862,161

ERIC RUSTAND

Birthdate: November 14, 1968 **Birthplace:** Tucson, AZ **Residence:** Tucson, AZ; plays
 out of Tucson CC **Height:** 6'3" **Weight:** 185 **Family:** Wife, Tina; Austin (1/1/98)
College: Brigham Young University (1994, International Relations) **Special Interests:**
 Family, basketball **Turned Professional:** 1994 **Other Information:** Winner of 1996
 Pakistan Masters...Idaho State Open champion in 1994 and 1995...was named All-City
 and All-State in basketball in high school...served two-year Mormon mission in Madrid,
 Spain 1988-90...served an internship in the office of Vice-President Dan Quayle.



NIKE TOUR SUMMARY

Best Career NIKE TOUR Finish: T22 — 1994 NIKE New Mexico Charity Classic
Money & Position: 1994 — \$1,575 — 201 1995 — \$ 0 1998 — \$ 0
Best 1998 NIKE TOUR Finish: Did not make a cut on 1998 NIKE TOUR
1998 Summary: Tournaments entered — 1; in money — 0; top-10 finishes — 0
Career Summary: Tournaments entered — 5; in money — 1; top-10 finishes — 0
Career Earnings: \$1,575

NON-EXEMPT MEMBERS OF THE NIKE TOUR

S

JEFF SANDAY

Birthdate: April 8, 1971 **Birthplace:** San Gabriel, CA **Residence:** South Pasadena, CA; plays out of Annandale GC, Pasadena, CA **Height:** 6'1" **Weight:** 220 **Family:** Single **College:** California State University - Northridge (1994, Finance) **Special Interests:** Reading, stock market, racquetball **Turned Professional:** 1995 **Other Information:** 1995 California State Amateur champion...fired a 9-under-par 63 in the opening round of the 1998 Buick Invitational to trail leader Davis Love III by one stroke in his first PGA TOUR event...went on to finish T16 at Buick Invitational...only member of his family who plays golf.



PGA TOUR SUMMARY

Best Career PGA TOUR Finish: T16 — 1998 Buick Invitational

Money & Position: 1998 — \$30,450 — 230

Best 1998 PGA TOUR Finish: T16 — Buick Invitational

1998 Summary: Tournaments entered — 2; in money — 1; top-10 finishes — 0

Career Summary: Tournaments entered — 2; in money — 1; top-10 finishes — 0

Career Earnings: \$30,450

PHILIP SCHMITT

Birthdate: May 14, 1973 **Birthplace:** Baton Rouge, LA **Residence:** Baton Rouge, LA **Height:** 5'11" **Weight:** 155 **Family:** Wife, Allie **College:** Louisiana State University (1996, Marketing) **Special Interest:** Fishing **Turned Professional:** 1996 **Other Information:** NIKE TOUR rookie in 1999...Louisiana State Amateur champion in 1995...winner of 1998 Hooters Classic in Wilmington, NC...three-year letterman at Louisiana State University...helped his Catholic High School (Baton Rouge, LA) to state championship his senior year.



MIKE SCHUCHART (SHOE-heart)

Birthdate: April 6, 1962 **Birthplace:** Omaha, NE **Residence:** Lincoln, NE **Height:** 5'10" **Weight:** 160 **Family:** Wife, Felicia **College:** University of Nebraska **Special Interest:** University of Nebraska sports **Turned Professional:** 1986 **Other Information:** Member of NIKE TOUR from 1993-99...one of only two players to win NIKE TOUR in three consecutive years (1993-95), a feat also accomplished by Ted Tryba (1990-92) and Matt Gogel (1996-98)...lists win at 1994 NIKE TOUR Championship, as well as representing the United States on the PGA of America Cup team as his biggest thrills in golf...In 1996 completed business school requirements that made him eligible to become PGA club professional, a position held by his father and grandfather...winner of 1985 and 1988 Nebraska Opens and 1989 Wyoming Open...selected All-Big 8 Conference and Nebraska Player of the Year.



NIKE TOUR SUMMARY

NIKE TOUR Victories (3): 1993 NIKE Panama City Beach Classic 1994 NIKE TOUR Championship 1995 Ozarks Open

Money & Position:	1990 — \$1,055 — 211	1993 — \$32,020 — 54	1996 — \$35,999 — 56
	1991 — \$4,631 — 136	1994 — \$97,546 — 17	1997 — \$ 2,800 — 172
	1992 — \$6,226 — 128	1995 — \$56,919 — 38	1998 — \$ 0

Best 1998 NIKE TOUR Finish: Did not make a cut on 1998 NIKE TOUR

1998 Summary: Tournaments entered — 1; in money — 0; top-10 finishes — 0

Career Summary: Tournaments entered — 114; in money — 65; top-10 finishes — 9

Career Earnings: \$237,196

PGA TOUR SUMMARY

Best Career PGA TOUR Finish: T5 — 1993 Hardee's Golf Classic

Money & Position:	1987 — \$ 0	1992 — \$ 0	1995 — \$ 0
	1990 — \$21,501 — 208	1993 — \$61,492 — 172	

1998 Summary: Did not play PGA TOUR in 1998

Career Summary: Tournaments entered — 56; in money — 18; top-10 finishes — 1

Career Earnings: \$82,993

NON-EXEMPT MEMBERS OF THE NIKE TOUR

JASON SCHULTZ

Birthdate: March 29, 1973 **Birthplace:** Tampa, FL **Residence:** Columbia, MO **Height:** 5'11" **Weight:** 170 **Family:** Single **College:** University of Missouri (1996, Hotel & Restaurant Management) **Turned Professional:** 1996 **Other Information:** Played in two NIKE TOUR events in 1998, finishing in a T22 at the NIKE St. Louis Golf Classic and missing the cut at the NIKE Wichita Open...named 1995 Missouri Amateur of the Year...his grandfather started him in golf at age 11, buying him a set of clubs and a junior membership...lists his grandfather, Bob Bushmeyer, and Jack Nicklaus as his heroes...has worked as a substitute teacher.



NIKE TOUR SUMMARY

Best Career NIKE TOUR Finish: T22 — 1998 NIKE St. Louis Golf Classic
Money & Position: 1996 — \$ 0 1997 — \$ 0 1998 — \$2,025 — 201
Best 1998 NIKE TOUR Finish: T22 — NIKE St. Louis Golf Classic
1998 Summary: Tournaments entered — 2; in money — 1; top-10 finishes — 0
Career Summary: Tournaments entered — 5; in money — 1; top-10 finishes — 0
Career Earnings: \$2,025

LARRY SILVEIRA (sil-VARE-uh)

Birthdate: October 12, 1965 **Birthplace:** Walnut Creek, CA **Residence:** Glendale, AZ **Height:** 6'0" **Weight:** 185 **Family:** Wife, Beth **College:** University of Arizona **Special Interests:** Hunting, fishing **Turned Professional:** 1988 **Other Information:** NIKE TOUR member in 1993-96 and again in 1998-99...finished No. 8 on 1993 NIKE TOUR money list to earn 1994 PGA TOUR card...also played PGA TOUR 1989-93 and 1997...made six of 24 cuts on 1997 PGA TOUR, with T20 at AT&T Pebble Beach Pro-Am his top finish that year...did not play any NIKE TOUR events in 1997 or 1998...in winning 1996 NIKE San Jose Open, defeated Stewart Cink and Bobby Elliott in playoff that was delayed until Monday due to weather problems in only the second Monday finish in NIKE TOUR history...All-America selection in 1987-88 and Pac-10 Player of the Year in 1987...winner of 1988 Arizona Open and selected as University of Arizona Male Athlete of the Year.



NIKE TOUR SUMMARY

NIKE TOUR Victories (1): 1996 NIKE San Jose Open
Money & Position: 1991 — \$ 0 1994 — \$ 460 — 276 1998 — \$ 0
 1992 — \$14,251 — 84 1995 — \$90,315 — 17
 1993 — \$93,098 — 8 1996 — \$88,661 — 18
Best 1998 NIKE TOUR Finish: Did not make a cut on 1998 NIKE TOUR
1998 Summary: Tournaments entered — 2; in money — 0; top-10 finishes — 0
Career Summary: Tournaments entered — 92; in money — 59; top-10 finishes — 21
Career Earnings: \$286,785

PGA TOUR Victories (1): 1991 Deposit Guaranty Classic (unofficial)

Money & Position: 1988 — \$ 0 1991 — \$93,893 — 138 1994 — \$99,671 — 155
 1989 — \$60,712 — 156 1992 — \$66,697 — 159 1997 — \$36,356 — 222
 1990 — \$65,696 — 166 1993 — \$ 0
1998 Summary: Did not play PGA TOUR in 1998
Career Summary: Tournaments entered — 158; in money — 66; top-10 finishes — 4
Career Earnings: \$423,025

NON-EXEMPT MEMBERS OF THE NIKE TOUR

SONNY SKINNER

Birthdate: August 18, 1960 **Birthplace:** Portsmouth, VA **Residence:** Sylvester, GA
Height: 5'9" **Weight:** 160 **Family:** Wife, Genia; Marlee (12/30/94) **College:** Shorter College
Special Interests: Family, hunting **Turned Professional:** 1982 **Other Information:** NIKE TOUR member 1993-96...winner of 1993 NIKE Shreveport Open as Monday qualifier...winner of 1994 NIKE Dominion Open...shot 60 in 1993 NIKE White Rose Classic pro-am...finished No. 11 on 1994 NIKE TOUR money list...shot opening-round 62, tying Warwick Hills Golf & CC course record, at 1997 Buick Open...finished No. 118 on 1996 NIKE TOUR money list with \$11,003 in 26 events...won four collegiate and nine mini-tour events...second-team All-State high school football player.



NIKE TOUR SUMMARY

NIKE TOUR Victories (2): 1993 NIKE Shreveport Open 1994 NIKE Dominion Open

Money & Position:

1990 — \$ 0	1993 — \$ 54,998 — 27	1996 — \$11,003 — 118
1991 — \$4,497 — 138	1994 — \$112,178 — 11	1997 — \$ 0
1992 — \$ 740 — 260	1995 — \$ 32,789 — 58	

1998 Summary: Did not play NIKE TOUR in 1998

Career Summary: Tournaments entered — 121; in money — 71; top-10 finishes — 11

Career Earnings: \$216,205

PGA TOUR SUMMARY

Best Career PGA TOUR Finish: T13 — 1997 Deposit Guaranty Golf Classic

Money & Position:

1990 — \$29,565 — 193	1992 — \$26,454 — 201	1997 — \$ 46,328 — 206
1991 — \$ 4,013 — 260	1993 — \$ 1,557 — 323	1998 — \$109,418 — 179

Best 1998 PGA TOUR Finish: T20 — B.C. Open

1998 Summary: Tournaments entered — 31; in money — 14; top-10 finishes — 0

Career Summary: Tournaments entered — 114; in money — 46; top-10 finishes — 0

Career Earnings: \$217,335

MIKE SMALL

Birthdate: March 4, 1966 **Birthplace:** Aurora, IL **Residence:** Danville, IL; plays out of Danville CC **Height:** 6'1" **Weight:** 170 **Family:** Wife, Ann; Will (4/20/96) **College:** University of Illinois (1988, Business Administration) **Special Interest:** Family **Turned Professional:** 1989 **Other Information:** Multiple winner on 1997 NIKE TOUR with victories at NIKE Monterrey Open and NIKE Cleveland Open...fired final round 67 to win at Monterrey and final round 66 to win at Cleveland...finished No. 14 on 1997 NIKE TOUR money list with \$102,079 in 27 events to earn his 1998 PGA TOUR card...made eight of 26 PGA TOUR cuts with his best finish a T9 at Bell Canadian Open...finished with \$112,336 to rank No. 178 on money list...NIKE TOUR member in 1996-97...says his biggest thrill in golf was playing in 1994 U. S. Open at Oakmont CC (missed cut)...won 1995 Hooters Dallas Classic and also claimed two collegiate victories...was first-team All-Big 10 selection at the University of Illinois.



NIKE TOUR SUMMARY

NIKE TOUR Victories (2): 1997 NIKE Monterrey Open, NIKE Cleveland Open

Money & Position:

1990 — \$1,142 — 203	1994 — \$ 1,205 — 214	1998 — \$7,875 — 139
1992 — \$ 0	1996 — \$ 26,969 — 71	
1993 — \$ 0	1997 — \$102,079 — 14	

Best 1998 NIKE TOUR Finish: T7 — NIKE Lakeland Classic

1998 Summary: Tournaments entered — 5; in money — 1; top-10 finishes — 1

Career Summary: Tournaments entered — 69; in money — 32; top-10 finishes — 5

Career Earnings: \$139,269

PGA TOUR SUMMARY

Best Career PGA TOUR Finish: T9 — 1998 Bell Canadian Open

Money & Position:

1990 — \$ 0	1993 — \$ 0	1995 — \$ 17,875 — 242
1991 — \$ 0	1994 — \$ 0	1998 — \$112,336 — 178

Best 1998 PGA TOUR Finish: T9 — Bell Canadian Open

1998 Summary: Tournaments entered — 26; in money — 8; top-10 finishes — 1

Career Summary: Tournaments entered — 36; in money — 9; top-10 finishes — 1

Career Earnings: \$130,211

NON-EXEMPT MEMBERS OF THE NIKE TOUR

JERRY SMITH

Birthdate: April 24, 1964 **Birthplace:** Council Bluffs, IA **Residence:** Scottsdale, AZ
Height: 6'1" **Weight:** 175 **Family:** Wife, Jennifer **College:** McLennan Junior College, Baylor University (1986, Marketing/Management) **Special Interest:** Reading **Turned Professional:** 1987 **Other Information:** Winner of 1998 Guam Open on Omega Tour...NJCAA Champion in 1984 while at McLennan Junior College...lists Johnny Miller and Arnold Palmer as his heroes...his family includes fifth generation of golf superintendents.



NIKE TOUR SUMMARY

Best Career NIKE TOUR Finish: T36 — 1998 NIKE St. Louis Golf Classic

Money & Position: 1991 — \$ 0 1994 — \$ 0
 1993 — \$ 0 1998 — \$968 — 241

Best 1998 NIKE TOUR Finish: T36 — NIKE St. Louis Golf Classic

1998 Summary: Tournaments entered — 1; in money — 1; top-10 finishes — 0

Career Summary: Tournaments entered — 4; in money — 1; top-10 finishes — 0

Career Earnings: \$968

PGA TOUR SUMMARY

Best Career PGA TOUR Finish: T55 — 1988 Hardee's Golf Classic

Money & Position: 1988 — \$1,368 — 296 1993 — \$ 0 1994 — \$1,990 — 318

1998 Summary: Did not play PGA TOUR in 1998

Career Summary: Tournaments entered — 4; in money — 2; top-10 finishes — 0

Career Earnings: \$3,358

KEN STATON

Birthdate: November 25, 1972 **Birthplace:** Ormond Beach, FL **Residence:** Ormond Beach, FL; plays out of Riviera CC **Height:** 6'0" **Weight:** 160 **Family:** Single **College:** Florida State University (1995, Marketing) **Special Interest:** Fishing **Turned Professional:** 1995 **Other Information:** NIKE TOUR rookie in 1999...played in one NIKE TOUR event in 1998, missing the cut at the NIKE Louisiana Open...lists Mike Boss and Lawson Mitchell as his golf instructors.



IAIN STEEL (E-an)

Birthdate: May 3, 1971 **Birthplace:** Sabah, Malaysia **Residence:** Birmingham, AL and London, England **Height:** 5'9" **Weight:** 160 **Family:** Single **College:** Auburn University (1996, Communications) **Special Interests:** Cars, watching ESPN **Turned Professional:** 1995 **Other Information:** Earned his first career NIKE TOUR title with three-stroke win at 1997 NIKE Boise Open, setting a tournament record in the process, finishing with a 17-under-par 267 total...his \$49,500 share of the purse was his largest check as a professional...finished No. 26 on final money list with \$77,440 in 20 events...says his biggest thrill in golf was qualifying for 1996 British Open at Royal Lytham and St. Annes (missed cut)...first-team All-America selection at Auburn University in 1995.



NIKE TOUR SUMMARY

NIKE TOUR Victories (1): 1997 NIKE Boise Open

Money & Position: 1997 — \$77,440 — 26 1998 — \$1,592 — 214

Best 1998 NIKE TOUR Finish: T30 — NIKE Knoxville Open

1998 Summary: Tournaments entered — 3; in money — 2; top-10 finishes — 0

Career Summary: Tournaments entered — 23; in money — 12; top-10 finishes — 3

Career Earnings: \$79,032

PGA TOUR SUMMARY

Best Career PGA TOUR Finish: T40 — 1998 United Airlines Hawaiian Open

Money & Position: 1996 — \$0 1998 — \$29,143 — 232

Best 1998 PGA TOUR Finish: T40 — United Airlines Hawaiian Open

1998 Summary: Tournaments entered — 24; in money — 7; top-10 finishes — 0

Career Summary: Tournaments entered — 25; in money — 7; top-10 finishes — 0

Career Earnings: \$29,143

NON-EXEMPT MEMBERS OF THE NIKE TOUR

SCOTT STERLING

Birthdate: February 2, 1972 **Birthplace:** Beaumont, TX **Residence:** Baton Rouge, LA
Height: 5'9" **Weight:** 140 **Family:** Wife, Stephanie **College:** Louisiana State University (1994) **Special Interest:** Fishing **Turned Professional:** 1994 **Other Information:** Medalist at 1993 U.S. Amateur Qualifying Tournament...three collegiate tournament wins and 10 top-10 finishes...college teammate of PGA TOUR member Perry Moss and NIKE TOUR member Brian Bateman...named to the All-Southeastern Conference team...ranks second in all-time scoring average at LSU.



NIKE TOUR SUMMARY

Best Career NIKE TOUR Finish: T25 — 1992 Louisiana Open

Money & Position: 1994 — \$ 0

1998 Summary: Did not play NIKE TOUR in 1998

Career Summary: Tournaments entered — 2; in money — 1; top-10 finishes — 0

RAY STEWART

Birthdate: December 13, 1953 **Birthplace:** Abbotsford, BC, Canada **Residence:** Abbotsford, BC, Canada; plays out of Nicklaus North Whistler, BC **Height:** 6'0" **Weight:** 180 **Family:** Wife, Maureen; Brett (11/18/88), Tyler (8/31/92) **College:** University of British Columbia **Special Interest:** Life **Turned Professional:** 1980 **Other Information:** Veteran PGA TOUR member who was NIKE TOUR member for the first time in 1997...just missed claiming victory at 1997 NIKE Tri-Cities Open, finishing T2, one stroke behind winner Todd Gleaton...says winning 1994 Dunhill Cup (with Dave Barr and Rick Gibson) was biggest thrill in golf...beat Fred Couples in final singles match to clinch that victory...winner of four events in 1985: B. C. PGA Championship, Western North Dakota Open, Kamloops Open and Cedar Hill Open...top efforts on Canadian Tour were second-place finishes at the Infiniti Championship and Canadian Masters in 1994...played nine NIKE TOUR events in 1992, with three top-10 finishes.



NIKE TOUR SUMMARY

Best Career NIKE TOUR Finish: T2 — 1997 NIKE Tri-Cities Open

Money & Position: 1992 — \$13,793 — 87 1997 — \$51,325 — 43 1998 — \$ 0
 1995 — \$ 2,920 — 181

Best 1998 NIKE TOUR Finish: Did not make a cut on 1998 NIKE TOUR

1998 Summary: Tournaments entered — 2; in money — 0; top-10 finishes — 0

Career Summary: Tournaments entered — 31; in money — 20; top-10 finishes — 6

Career Earnings: \$68,038

PGA TOUR SUMMARY

Best Career PGA TOUR Finish: T2 — 1987 Bank Of Boston Classic 1989 Chattanooga Classic.

Money & Position:

1980 — \$ 0	1988 — \$ 45,107 — 153	1994 — \$ 0
1983 — \$ 7,577 — 192	1989 — \$133,944 — 106	1995 — \$48,965 — 204
1984 — \$ 892 — 257	1990 — \$139,536 — 111	1996 — \$ 0
1985 — \$ 1,002 — 251	1991 — \$ 80,495 — 147	1997 — \$ 4,290 — 309
1986 — \$ 0	1992 — \$ 7,151 — 251	1998 — \$ 3,700 — 334
1987 — \$72,136 — 124	1993 — \$ 2,670 — 293	

Best 1998 PGA TOUR Finish: T77 — Greater Vancouver Open

1998 Summary: Tournaments entered — 1; in money — 1; top-10 finishes — 0

Career Summary: Tournaments entered — 201; in money — 105; top-10 finishes — 9

Career Earnings: \$547,464

NON-EXEMPT MEMBERS OF THE NIKE TOUR

CHIP SULLIVAN

Birthdate: November 27, 1964 **Birthplace:** Albany, NY **Residence:** Greenville, SC; plays out of Greenville Country Club **Height:** 6'1" **Weight:** 185 **Family:** Wife, Kari; Kalley (4/24/98) **College:** University of Mississippi (1987, Marketing) **Special Interests:** Tennis, chess **Turned Professional:** 1986 **Other Information:** Head golf pro at Greenville Country Club (Chanticleer Course)...class A member of PGA...has been in club pro business for ten years...PGA TOUR member in 1997 after finishing fourth in 1996 PGA TOUR Qualifying Tournament...1998 Carolinas PGA Section champion...1996 Middle Atlantic PGA Player of the Year...1986 Southeastern Conference champion...has seven career holes-in-one.



NIKE TOUR SUMMARY

Best 1998 NIKE TOUR Finish: Did not make a cut on 1998 NIKE TOUR

1998 Summary: Tournaments entered - 2; in money - 0; top-10 finishes - 0

Career Summary: Tournaments entered - 6; in money - 0; top-10 finishes - 0

PGA TOUR SUMMARY

Best Career PGA TOUR Finish: T36 — 1997 CVS Charity Classic

Money & Position: 1988 — \$ 0 1991 — \$ 0 1997 — \$41,019 — 215

1998 Summary: Did not play PGA TOUR in 1998

Career Summary: Tournaments entered — 29; in money — 11; top-10 finishes — 0

Career Earnings: \$41,019

T

SHANE TAIT

Birthdate: January 15, 1971 **Birthplace:** Brisbane, Queensland, Australia **Residence:** Brisbane, Queensland, Australia **Height:** 5'10" **Weight:** 210 **Family:** Wife, Suzanne **Special Interests:** Fishing, all sports **Turned Professional:** 1991 **Other Information:** NIKE TOUR rookie in 1998...made the cut in six of 15 events played, with his best finish a T10 at the NIKE Dominion Open...no PGA TOUR events played prior to 1999...very successful on the Australasian Tour the past few years...his T3 at the 1997 Australian Masters is his best finish on that tour...says his father got him started in golf.



NIKE TOUR SUMMARY

Best Career NIKE TOUR Finish: T10 — 1998 NIKE Dominion Open

Money & Position: 1997 — \$858 — 242 1998 — \$9,973 — 128

Best 1998 NIKE TOUR Finish: T10 — NIKE Dominion Open

1998 Summary: Tournaments entered — 15; in money — 6; top-10 finishes — 1

Career Summary: Tournaments entered — 18; in money — 7; top-10 finishes — 1

Career Earnings: \$10,830

NON-EXEMPT MEMBERS OF THE NIKE TOUR

DICKY THOMPSON

Birthdate: June 13, 1957 **Birthplace:** Atlanta, GA **Residence:** Peachtree City, GA; plays out of Flat Creek Club **Height:** 5'7" **Weight:** 160 **Family:** Wife, Laura; Ryan Allgood (12/30/79), Sara Allgood (5/6/83) **College:** University of Georgia **Special Interest:** Fishing **Turned Professional:** 1980 **Other Information:** Won two events on 1990 Ben Hogan Tour, capturing titles at Baton Rouge Open and Elizabethtown Open...finished No. 8 on 1990 money list with \$70,861 in 30 events...defeated Jeff Maggert on second hole of a playoff to win at Elizabethtown...member of PGA TOUR in 1991-92.



NIKE TOUR SUMMARY

NIKE TOUR Victories (2): 1990 Ben Hogan Baton Rouge Open, Ben Hogan Elizabethtown Open

Money & Position: 1990 — \$70,861 — 8 1992 — \$988 — 231 1994 — \$2,323 — 176
1991 — \$ 4,600 — 137 1993 — \$ 0 1995 — \$1,540 — 217

1998 Summary: Did not play NIKE TOUR in 1998

Career Summary: Tournaments entered — 43; in money — 27; top-10 finishes — 9

Career Earnings: \$80,311

PGA TOUR SUMMARY

Best Career PGA TOUR Finish: T4 — 1995 Deposit Guaranty Golf Classic

Money & Position: 1991 — \$86,480 — 144 1995 — \$53,380 — 201 1998 — \$ 0
1992 — \$47,770 — 178 1996 — \$ 5,200 — 315
1994 — \$ 0 1997 — \$ 0

Best 1998 PGA TOUR Finish: Did not make a cut on 1998 PGA TOUR

1998 Summary: Tournaments entered — 1; in money — 0; top-10 finishes — 0

Career Summary: Tournaments entered — 88; in money — 32; top-10 finishes — 2

Career Earnings: \$192,83

CHRIS TIDLAND

Birthdate: September 28, 1972 **Birthplace:** Torrance, OK **Residence:** Stillwater, OK; plays out of Karsten Creek **Height:** 6'0" **Weight:** 165 **Family:** Wife, Amy **College:** Oklahoma State University (1995, Marketing) **Special Interests:** Reading, watching sports **Turned Professional:** 1995 **Other Information:** Member of NIKE TOUR in 1996, finishing No. 84 on money list with \$20,211 in 26 events...played in 1994 and 1995 Nissan Los Angeles Opens and also 1995 U. S. Open, missing the cut in all three events...lost a playoff at 1997 Telus Edmonton Open on Canadian Tour...two-time, First-Team All-American at Oklahoma State...NCAA runner-up in 1995...Big 8 Conference Player of the Year in 1993.



NIKE TOUR SUMMARY

Best Career NIKE TOUR Finish: T9 — 1996 NIKE Louisiana Open

Money & Position: 1996 — \$20,211 — 84 1997 — \$980 — 235

1998 Summary: Did not play NIKE TOUR in 1998

Career Summary: Tournaments entered — 27; in money — 10; top-10 finishes — 1

Career Earnings: \$21,191

NON-EXEMPT MEMBERS OF THE NIKE TOUR

GREG TOWNE

Birthdate: May 19, 1959 **Birthplace:** Wichita, KS **Residence:** Clermont, FL **Height:** 5'10" **Weight:** 160 **Family:** Wife, Vicki; Tyler (5/21/85), Taylor (6/30/92), Connor (8/20/94) **College:** Wichita State University (1982, Economics) **Special Interests:** Stock market, art, fishing **Turned Professional:** 1988 **Other Information:** Member of NIKE TOUR in 1992-93 and 1997-98, also played seven events as non-member in 1995...has played in three PGA TOUR events, with T77 at 1997 U. S. Open his only cut made...played in four NIKE TOUR events in 1998, making the cut in three, with his best finish a T19 at the NIKE Permian Basin Open...winner of 1980 St. Louis Open...owns more than 60 career mini-tour victories...played center field for Wichita State baseball team and got his start in golf when the baseball team had a golf tournament.



NIKE TOUR SUMMARY

Best Career NIKE TOUR Finish: T3 — 1992 Panama City Beach Classic

Money & Position: 1991 — \$ 0 1993 — \$17,963 — 79 1997 — \$16,600 — 97
1992 — \$23,994 — 60 1995 — \$ 3,405 — 174 1998 — \$ 3,540 — 170

Best 1998 NIKE TOUR Finish: T19 — NIKE Permian Basin Open

1998 Summary: Tournaments entered — 4; in money — 3; top-10 finishes — 0

Career Summary: Tournaments entered — 83; in money — 46; top-10 finishes — 3

Career Earnings: \$65,501

PGA TOUR SUMMARY

Best Career PGA TOUR Finish: T77 — 1997 U.S. Open

Money & Position: 1991 — \$ 0 1994 — \$ 0 1997 — \$5,275 — 303

1998 Summary: Did not play PGA TOUR in 1998

Career Summary: Tournaments entered — 3; in money — 1; top-10 finishes — 0

Career Earnings: \$5,275

WES TUCK

Birthdate: September 25, 1965 **Birthplace:** Atlanta, GA **Residence:** Trussville, AL; plays out of Grayson Valley, Birmingham, AL **Height:** 5'9" **Weight:** 165 **Family:** Single **College:** Auburn University (1988, Finance) **Special Interests:** Scuba diving, fishing, guitar **Turned Professional:** 1989 **Other Information:** Member of the NIKE TOUR in 1995...finished No. 279 on money list with \$383 in 11 events...three-time Alabama Open champion...winner of the 1984 Future Masters...his father introduced him to the game of golf.



NIKE TOUR SUMMARY

Best Career NIKE TOUR Finish: 61 — 1995 NIKE Monterrey Open

Money & Position: 1993 — \$ 0 1995 — \$383 — 279

1998 Summary: Did not play NIKE TOUR in 1998

Career Summary: Tournaments entered — 12; in money — 1; top-10 finishes — 0

Career Earnings: \$383

NON-EXEMPT MEMBERS OF THE NIKE TOUR

U

STAN UTLEY

Birthdate: January 16, 1962 **Birthplace:** Thayer, MO **Residence:** Columbia, MO
Height: 6'0" **Weight:** 175 **Family:** Wife, Elayna; Tatum (6/29/95), Jake Rhodes (8/11/97)
College: University of Missouri (1984, Business Administration) **Special Interest:** Fishing
Turned Professional: 1984 **Other Information:** Owns victories on PGA TOUR and NIKE TOUR...clutch birdies on final two holes of 1989 Chattanooga Classic allowed him to win by one stroke over Ray Stewart on PGA TOUR, a moment Stan calls his biggest thrill in golf...1995 victories at NIKE Louisiana Open and NIKE Miami Valley Open each included rounds of 62...his 62 in Louisiana came with winds gusting from 20-25 mph, allowing him to overcome eight-stroke deficit heading into final round to win by three strokes...earned 1994 PGA TOUR card following third-place finish on 1993 NIKE TOUR money list...picked up first NIKE TOUR win that year at NIKE Cleveland Open...is a huge supporter of University of Missouri athletics...his annual "Go For The Gold" Skins Game (featuring fellow PGA TOUR members) in Columbia, MO has been benefitting Rainbow House, a safe house for children, since 1991...played in seven PGA TOUR events in 1998, making the cut twice, with his best finish at T17 at the Quad City Classic.



NIKE TOUR SUMMARY

NIKE TOUR Victories (3): 1993 NIKE Cleveland Open 1995 NIKE Louisiana Open, NIKE Miami Valley Open

Money And Position: 1993 — \$144,127 — 3 1995 — \$108,270 — 12 1997 — \$11,046 — 118
 1994 — \$ 1,849 — 191 1996 — \$ 9,899 — 127 1998 — \$ 0

Best 1998 NIKE TOUR Finish: Did not make a cut on 1998 NIKE TOUR

1998 Summary: Tournaments entered — 13; in money — 0; top-10 finishes — 0

Career Summary: Tournaments entered — 105; in money — 50; top-10 finishes — 12

Career Earnings: \$275,191

PGA TOUR SUMMARY

PGA TOUR Victories (1): 1989 Chattanooga Classic

Money And Position: 1986 — \$ 0 — 1991 — \$127,849 — 115 1996 — \$ 4,438 — 325
 1987 — \$ 0 — 1992 — \$ 14,964 — 222 1997 — \$ 0
 1988 — \$ 2,819 — 265 1993 — \$ 17,371 — 223 1998 — \$20,802 — 243
 1989 — \$107,400 — 118 1994 — \$ 63,345 — 179
 1990 — \$143,604 — 108 1995 — \$ 0

Best 1998 PGA TOUR Finish: T17 — Quad City Classic

1998 Summary: Tournaments entered — 7; in money — 2; top-10 finishes — 0

Career Summary: Tournaments entered — 163; in money — 63; top-10 finishes — 6

Career Earnings: \$502,591

NON-EXEMPT MEMBERS OF THE NIKE TOUR

W

BOBBY WADKINS

Birthdate: July 26, 1951 **Birthplace:** Richmond, VA **Residence:** Richmond, VA
Height: 6'1" **Weight:** 195 **Family:** Wife, Linda; Casey Tanner (2/14/90) **College:** East Tennessee State University (1973, Health & Physical Education) **Special Interests:** Football, fishing **Turned Professional:** 1973 **Other Information:** Member of PGA TOUR since earning his card at 1974 Fall Qualifying Tournament...has more than \$2.8 million in career earnings...has six second-place finishes on PGA TOUR...lost playoffs to Lou Graham at 1978 IVB-Philadelphia Classic and Bernhard Langer at 1985 Sea Pines Heritage Classic...made the cut in 15 of 32 events on 1998 PGA TOUR with best finish a T15 at Nissan Open...finished No. 154 on money list with \$171,854...winner of 1978 European Open and the 1979 and 1986 Dunlop Phoenix tournaments in Japan...winner 1971 Virginia State Amateur and 1981 and 1982 Virginia State Open...1972-73 NCAA All-America selection at East Tennessee State University...attended the University of Houston for one year...along with older brother Lanny, kept Richmond, VA city junior title in family six consecutive years (Lanny four, Bobby two).



NIKE TOUR SUMMARY

Best Career NIKE TOUR Finish: 2 — 1997 NIKE Louisiana Open, NIKE Dominion Open
Money & Position: 1993 — \$ 0 — 15 1997 — \$101,717 — 15
 1994 — \$1,953 — 187 1998 — \$ 1,863 — 207
Best 1998 NIKE TOUR Finish: T22 — NIKE South Florida Open
1998 Summary: Tournaments entered — 1; in money — 1; top-10 finishes — 0
Career Summary: Tournaments entered — 25; in money — 19; top-10 finishes — 5
Career Earnings: \$105,533

PGA TOUR SUMMARY

Best Career PGA TOUR Finish: 2 — 1978 Joe Garagiola-Tucson Open 1979 IVB-Philadelphia Golf Classic
 Anheuser-Busch Golf Classic 1985 Sea Pines Heritage 1987 Shearson Lehman Brothers Andy Williams Open
 1994 Kemper Open.
Money & Position: 1975 — \$ 23,330 — 90 1983 — \$ 56,363 — 92 1991 — \$206,503 — 81
 1976 — \$ 23,511 — 93 1984 — \$108,335 — 67 1992 — \$ 30,382 — 197
 1977 — \$ 20,867 — 104 1985 — \$ 84,542 — 90 1993 — \$ 39,153 — 189
 1978 — \$ 70,426 — 41 1986 — \$226,079 — 33 1994 — \$208,358 — 89
 1979 — \$121,373 — 28 1987 — \$342,173 — 25 1995 — \$166,527 — 115
 1980 — \$ 56,728 — 68 1988 — \$193,022 — 59 1996 — \$142,003 — 137
 1981 — \$ 58,346 — 74 1989 — \$152,184 — 91 1997 — \$ 29,789 — 229
 1982 — \$ 69,400 — 60 1990 — \$190,613 — 85 1998 — \$171,854 — 154
Best 1998 PGA TOUR Finish: T15 — Nissan Open
1998 Summary: Tournaments entered — 32; in money — 15; top-10 finishes — 0
Career Summary: Tournaments entered — 702; in money — 462; top-10 finishes — 50
Career Earnings: \$2,791,859

NON-EXEMPT MEMBERS OF THE NIKE TOUR

ROCKY WALCHER

Birthdate: October 12, 1961 **Birthplace:** Carnegie, OK **Residence:** Oklahoma City, OK
Height: 6'0" **Weight:** 195 **Family:** Wife, Tracy; Trip (11/16/91), Conrad (1/28/94)
College: Southwestern Oklahoma State University (1985, Accounting) **Special Interests:** Sports cards/figurines **Turned Professional:** 1985 **Other Information:** Member of NIKE TOUR in 1991-92 and 1996-98...made 14 cuts in 27 events with his best finish a T5 at the NIKE Permian Basin Open...had six top-25 finishes and wound up No. 68 on the money list with \$31,871...has seven competitive holes-in-one, including an ace in the first round of 1997 Boise Open...1996 victory at NIKE Omaha Classic featured clutch play...began Sunday one stroke out of lead and trailed by four after five holes...eagle on No. 6 gave him momentum for the win...member of PGA TOUR in 1994, making nine cuts in 24 events to earn \$41,759...says his win in Omaha is his biggest thrill in golf...lists Jack Nicklaus and Arnold Palmer among his heroes.



NIKE TOUR SUMMARY

NIKE TOUR Victories (1): 1996 NIKE Omaha Classic

Money & Position: 1991 — \$24,118 — 50 1994 — \$ 1,055 — 221 1997 — \$96,594 — 17
 1992 — \$13,714 — 88 1995 — \$ 340 — 285 1998 — \$31,871 — 68
 1993 — \$27,787 — 63 1996 — \$71,103 — 26

Best 1998 NIKE TOUR Finish: T5 — NIKE Permian Basin Open

1998 Summary: Tournaments entered — 27; in money — 14; top-10 finishes — 1

Career Summary: Tournaments entered — 157; in money — 81; top-10 finishes — 15

Career Earnings: \$266,583

PGA TOUR SUMMARY

Best Career PGA TOUR Finish: T8 — 1995 Deposit Guaranty Golf Classic

Money & Position: 1991 — \$ 0 1995 — \$20,300 — 238
 1994 — \$41,759 — 197 1998 — \$ 7,696 — 295

Best 1998 PGA TOUR Finish: 59 — U.S. Open

1998 Summary: Tournaments entered — 1; in money — 1; top-10 finishes — 0

Career Summary: Tournaments entered — 29; in money — 11; top-10 finishes — 1

Career Earnings: \$69,755

GARY WEBB

Birthdate: July 17, 1961 **Birthplace:** Pampa, TX **Residence:** Dallas, TX **Height:** 5'9"
Weight: 165 **Family:** Wife, Mary **College:** University of Texas (1984, Accounting)
Special Interest: Fishing **Turned Professional:** 1984 **Other Information:** NIKE TOUR member from 1996-98...was not a member originally in 1996, but gained membership by winning NIKE Dakota Dunes Open...got into that event as a top-25 finisher in the previous tournament (T10 at NIKE Ozarks Open)...defeated Chad Magee on second playoff hole for what he calls his biggest thrill in golf...T29 at 1992 Byron Nelson Classic is his only PGA TOUR event played prior to 1999...set competitive course record with 63 in third round of 1997 NIKE Inland Empire Open...posted two eagles in third round of NIKE Wichita Open in 1997...has played extensively overseas on the PGA European and Asian Tours...winner of 1993 Indonesia Open and 1995 Hong Kong Open...played baseball as a youngster...was Babe Ruth Athlete of the Year in 1976 and was selected to five consecutive all-star teams at shortstop...six career holes-in-one...wife Mary often serves as caddie for him.



NIKE TOUR SUMMARY

NIKE TOUR Victories (1): 1996 NIKE Dakota Dunes Open

Money & Position: 1990 — \$ 629 — 262 1993 — \$ 998 — 211 1996 — \$65,139 — 28
 1991 — \$23,800 — 51 1994 — \$22,373 — 67 1997 — \$22,020 — 81
 1992 — \$ 3,526 — 150 1995 — \$ 1,648 — 214 1998 — \$ 1,724 — 211

Best 1998 NIKE TOUR Finish: T39 — NIKE Cleveland Open

1998 Summary: Tournaments entered — 9; in money — 2; top-10 finishes — 0

Career Summary: Tournaments entered — 90; in money — 45; top-10 finishes — 10

Career Earnings: \$141,856

PGA TOUR SUMMARY

Career PGA TOUR Finish: T29 — 1992 GTE Byron Nelson Classic

Money & Position: 1984 — \$ 0 1992 — \$6,413 — 256

1998 Summary: Did not play PGA TOUR in 1998


Career Summary: Tournaments entered — 2; in money — 1; top-10 finishes — 0

Career Earnings: \$6,413

NON-EXEMPT MEMBERS OF THE NIKE TOUR

DEAN WILSON

Birthdate: December 17, 1969 **Birthplace:** Kaneohe, HA **Residence:** Orem, UT; plays out of Riverside CC **Height:** 6'0" **Weight:** 165 **Family:** Single **College:** Brigham Young University (1992, Education) **Special Interest:** Fishing **Turned Professional:** 1992 **Other Information:** Winner 1991 Western Athletic Conference Championship...member of 1990-92 Western Athletic Conference championship teams at Brigham Young University.



NIKE TOUR SUMMARY

Best Career NIKE TOUR Finish: T16 — 1996 NIKE Permian Basin Open
Money & Position: 1993 — \$904 — 216 1995 — \$ 0 1996 — \$2,463 — 184
1998 Summary: Did not play NIKE TOUR in 1998
Career Summary: Tournaments entered — 10; in money — 2; top-10 finishes — 0
Career Earnings: \$3,368

STEVE WOODS

Birthdate: January 19, 1972 **Birthplace:** Pomona, CA **Residence:** Pleasanton, CA; plays out of San Jose CC **Height:** 5'10" **Weight:** 165 **Family:** Wife, Francine; Katlyn (4/27/97) **College:** San Jose State University **Special Interest:** Family **Turned Professional:** 1996 **Other Information:** Rookie on the 1999 NIKE TOUR...member of the South African Tour since 1995...member of Canadian Tour from 1996-98...career-best finish was a tie for sixth in 1996 Payless Open...winner of 1994 California Amateur Championship.



NIKE TOUR SUMMARY

Best Career NIKE TOUR Finish: T9 — 1997 NIKE San Jose Open
Money & Position: 1997 — \$6,018 — 145 1998 — \$ 0
Best 1998 NIKE TOUR Finish: Did not make a cut on 1998 NIKE TOUR
1998 Summary: Tournaments entered — 1; in money — 0; top-10 finishes — 0
Career Summary: Tournaments entered — 4; in money — 2; top-10 finishes — 1
Career Earnings: \$6,018

MARK WURTZ

Birthdate: October 31, 1964 **Birthplace:** Yakima, WA **Residence:** Port Ludlow, WA; plays out of Port Ludlow GC **Height:** 5'10" **Weight:** 160 **Family:** Single **College:** University of New Mexico **Special Interests:** Sports, movies **Turned Professional:** 1986 **Other Information:** PGA TOUR member in 1994-95, has also played a limited number of NIKE TOUR events from 1991-94...earned his first NIKE TOUR win at 1997 NIKE Shreveport Open...fired a second-round 63 to tie Southern Trace CC course record and move into the lead, which he held for the rest of the tournament...due to spring floods, Shreveport tournament was rescheduled from April 10-13 to Oct. 9-12, making that event the final full-field tournament before the season-ending NIKE TOUR Championship...Shreveport tournament was only his fifth NIKE TOUR event of year...first-place check of \$36,000 jumped him from No. 138 on money list to No. 46 to earn a berth in NTC, which features the top 50 available players on the money list...one career top-10 finish on PGA TOUR, a T8 at 1994 Motorola Western Open...winner 1991 Canadian TPC and 1992 California State Open.



NIKE TOUR SUMMARY

NIKE TOUR Victories (1): 1997 NIKE Shreveport Open
Money & Position: 1991 — \$ 1,415 — 203 1994 — \$ 2,177 — 181 1998 — \$3,483 — 173
 1992 — \$15,656 — 79 1996 — \$22,618 — 81
 1993 — \$ 0 1997 — \$45,796 — 45
Best 1998 NIKE TOUR Finish: T24 — NIKE Monterrey Open
1998 Summary: Tournaments entered — 4; in money — 2; top-10 finishes — 0
Career Summary: Tournaments entered — 38; in money — 23; top-10 finishes — 5
Career Earnings: \$91,144

PGA TOUR SUMMARY

Best Career PGA TOUR Finish: T8 — 1994 Motorola Western Open
Money & Position: 1994 — \$103,252 — 153 1996 — \$13,040 — 262
 1995 — \$ 59,949 — 189 1998 — \$40,215 — 213
Best 1998 PGA TOUR Finish: T17 — Buick Classic
1998 Summary: Tournaments entered — 23; in money — 4; top-10 finishes — 0
Career Summary: Tournaments entered — 81; in money — 32; top-10 finishes — 1
Career Earnings: \$216,457

NON-EXEMPT MEMBERS OF THE NIKE TOUR

Z

KARL ZOLLER

Birthdate: August 30, 1963 **Birthplace:** Cleveland, OH **Residence:** Summerville, SC
Height: 5'9" **Weight:** 185 **Family:** Wife, Holly; Taylor (9/26/92), Kyle (4/15/94), Austin (12/1/95), Hannah Marie (9/9/97) **College:** Kent State University **Special Interest:** Family **Turned Professional:** 1986 **Other Information:** Member of NIKE TOUR in 1993 and 1995-98...has played in at least one NIKE TOUR event every year since TOUR began in 1990...made nine cuts in 19 events in 1998 with his best finish a T8 at NIKE Inland Empire Open...had six top-25s and finished No. 93 on money list with \$21,318...win at 1995 NIKE Cleveland Open came on first hole of Father's Day playoff with Larry Silveira...began final round trailing Silveira by five strokes, but closed with 5-under-par 67...victory came in front of family and hometown fans...recorded 1995 season-best streak of consecutive birdies with six in second round of NIKE Miami Valley Open...enjoyed great amateur year in 1985 with victories at Ohio Amateur Championship, Northern Amateur Championship and Mid-American Conference Championship...six career holes-in-one.



NIKE TOUR SUMMARY

NIKE TOUR Victories (1): 1995 NIKE Cleveland Open

Money & Position: 1990 — \$1,339 — 186 1993 — \$17,723 — 81 1996 — \$37,781 — 53
 1991 — \$8,435 — 108 1994 — \$5,390 — 136 1997 — \$27,245 — 74
 1992 — \$6,623 — 124 1995 — \$69,626 — 24 1998 — \$21,318 — 93

Best 1998 NIKE TOUR Finish: T8 — NIKE Inland Empire Open

1998 Summary: Tournaments entered — 19; in money — 9; top-10 finishes — 1

Career Summary: Tournaments entered — 136; in money — 76; top-10 finishes — 13

Career Earnings: \$195,480

PGA TOUR SUMMARY

Best Career PGA TOUR Finish: T63 — 1990 KMart Greater Greensboro Open

Money & Position: 1990 — \$2,638 — 263

1998 Summary: Did not play PGA TOUR in 1998

Career Summary: Tournaments entered — 1; in money — 1; top-10 finishes — 0

Career Earnings: \$2,638

ZORAN ZORKIC

Birthdate: September 5, 1966 **Birthplace:** Yugoslavia **Residence:** Kingwood, TX; plays out of Deerwood Club **Height:** 6'2" **Weight:** 210 **Family:** Single **College:** University of Houston **Special Interests:** Fishing, bowling **Turned Professional:** 1989 **Other Information:** First professional victory came at 1989 Queensland PGA Championship, which he lists as his biggest thrill in golf...fired a 12-under-par 59 in fourth round of 1990 Hooters Tour event in Ft. Payne, Alabama... says one of his best friends got him started in the game at age 13.



NIKE TOUR SUMMARY

Best Career NIKE TOUR Finish: T7 — 1994 NIKE Permian Basin Open

Money & Position: 1990 — \$0 1994 — \$9,258 — 110
 1991 — \$719 — 266 1995 — \$340 — 285

1998 Summary: Did not play NIKE TOUR in 1998

Career Summary: Tournaments entered — 7; in money — 4; top-10 finishes — 1

Career Earnings: \$10,316

PGA TOUR SUMMARY

Best Career PGA TOUR Finish: 73 — 1998 Shell Houston Open

Money & Position: 1991 — \$0 1995 — \$0 1998 — \$3,880 — 330

Best 1998 PGA TOUR Finish: 73 — Shell Houston Open

1998 Summary: Tournaments entered — 1; in money — 1; top-10 finishes — 0

Career Summary: Tournaments entered — 3; in money — 1; top-10 finishes — 0

Career Earnings: \$3,880

1998 NIKE TOUR GRADUATING CLASS



The 1998 NIKE TOUR graduating class with PGA TOUR Commissioner Tim Finchem following last year's NIKE TOUR Championship.

As the leading money winner on the 1998 NIKE TOUR, Bob Burns earned full-exempt status on the 1999 PGA TOUR. Burns, the 1998 NIKE TOUR Player of the Year, earned \$178,664 and won the NIKE Dominion Open and the NIKE TOUR Championship.

The number of NIKE TOUR graduates to the PGA TOUR was increased to 15 prior to the 1997 season, with the top position earning full-exempt status. Players finishing 2-15 on the money list will be grouped with the PGA TOUR qualifying tournament graduates and begin the 1999 season with the following priority number:

- | | |
|--------------------------------------|--------------------------------------|
| 1. Q-School #1 (Mike Weir) | 16. NIKE TOUR #9 (Mike Sposa) |
| 2. NIKE TOUR #2 (Robin Freeman) | 17. Q-School #9 (Rich Beem) |
| 3. Q-School #2 (Jonathan Kaye) | 18. NIKE TOUR #10 (Notah Begay III) |
| 4. NIKE TOUR #3 (Joe Ogilvie) | 19. Q-School #10 (Mike Brisky) |
| 5. Q-School #3 (Deane Pappas) | 20. NIKE TOUR #11 (Jimmy Green) |
| 6. NIKE TOUR #4 (Eric Booker) | 21. Q-School #11 (Brent Schwarzrock) |
| 7. Q-School #4 (Greg Chalmers) | 22. NIKE TOUR #12 (Sean Murphy) |
| 8. NIKE TOUR #5 (John Maginnes) | 23. Q-School #12 (Briny Baird) |
| 9. Q-School #5 (Pete Jordan) | 24. NIKE TOUR #13 (Emlyn Aubrey) |
| 10. NIKE TOUR #6 (Dennis Paulson) | 25. Q-School #13 (P.H. Horgan III) |
| 11. Q-School #6 (Geoffrey Sisk) | 26. NIKE TOUR #14 (Tom Scherrer) |
| 12. NIKE TOUR #7 (Charles Raulerson) | 27. Q-School #14 (John Ellicott) |
| 13. Q-School #7 (Dave Stockton, Jr.) | 28. NIKE TOUR #15 (Doug Dunakey) |
| 14. NIKE TOUR #8 (Woody Austin) | 29. Q-School #15 (Rick Fehr) |
| 15. Q-School #8 (Cameron Beckman) | |

Please refer to the Tournament Summary section of this media guide for the complete list of Qualifying Tournament graduates.

Biographies of the 15 NIKE TOUR graduates from last year, in order of 1998 money list finish, follow.



1998 NIKE TOUR GRADUATE

BOB BURNS

PGA TOUR EXEMPT STATUS: 1st on 1998 NIKE TOUR money list
HEIGHT: 5'8" **WEIGHT:** 165
BIRTHDATE: May 5, 1968 **BIRTHPLACE:** Mission Hills, CA
RESIDENCE: Knoxville, TN
FAMILY: Wife, Hillary Anne
COLLEGE: California State University - Northridge
SPECIAL INTERESTS: Dog breeding, relaxing
TURNED PROFESSIONAL: 1991 **Q SCHOOL:** 1993

NIKE TOUR VICTORIES (2): 1998 NIKE Dominion Open, NIKE TOUR Championship

BEST 1998 NIKE TOUR FINISHES: 1 — NIKE Dominion Open, NIKE TOUR Championship; 2 — NIKE Hershey Open; T3 — NIKE Greensboro Open

BEST CAREER PGA TOUR FINISH: T5—1994 Buick Classic

BEST 1998 PGA TOUR FINISH: Did not play on 1998 PGA TOUR

1998 SEASON: Named 1998 NIKE TOUR Player of the Year...NIKE TOUR Player of the Month for October...vaulted from 14th on the NIKE TOUR money list to No. 1 with his victory in the NIKE TOUR Championship, his second win in 1998...carded a first-round 74 and was tied for 17th place...recorded a 3-under-par 69 to share the second-round lead with Jimmy Green...led by four strokes after a third-round 67...final-round 74 earned him a three-stroke win over Jeff Gove...earned his first career NIKE TOUR victory at the 1998 NIKE Dominion Open in May, finishing at 14-under par...was tied for 47th after a 1-under-par 71 in the opening round...his third round 66 moved him into a first-place tie with three-time PGA TOUR winner Mike Sullivan after 54 holes...was the only one of the five front-runners to shoot par in the final round...made the cut in 20 of 23 events, including 13 in a row at one point and had 15 top-25 finishes...also finished second to Michael Clark at the NIKE Hershey Open and tied for third at the NIKE Greensboro Open...28 of his final 31 rounds were at par or better...the win at Dominion moved him to No. 15 on the money list at the time - never dropped below 18th on the money list after that, and was as high as fifth after Hershey and St. Louis.

CAREER HIGHLIGHTS: Member of the PGA TOUR in 1994-95 and the NIKE TOUR in 1992-93, 1996 and 1998...did not compete on either tour in 1997...first qualified for TOUR by placing T11 in 1993 Qualifying Tournament...first year on the PGA TOUR got off to a rocky start when his home in Northridge, CA was near the epicenter of massive earthquake in January 1994...shortly after the earthquake struck, closed with 65 in second start of season, good for T9 in Northern Telecom Open...biggest payday of rookie campaign came in June 1994, when final-round 68 lifted him to T5 at Buick Classic...finished 101st on the PGA TOUR money list in 1994 to earn his PGA TOUR card for 1995...one of eight players to miss 1996 PGA TOUR card by single stroke at 1995 Qualifying Tournament...winner of the 1990 NCAA Division II Championship and an All-American selection that year.

PERSONAL: Mentor is fellow Californian and PGA TOUR member Duffy Waldorf.

NIKE TOUR CAREER SUMMARY								PLAYOFF RECORD: 0-1	
Year	Events Played	Cuts Made	1st	2nd	3rd	Top 10	Top 25	Earnings	Rank
1991	2	1					1	\$893	240
1992	25	16		1	1	3	10	\$44,919	31
1993	28	19		1	1	4	9	\$51,029	31
1994	1	1				1	1	\$3,971	149
1996	23	16				3	5	\$31,353	63
1998	23	20	2	1	1	4	15	\$178,664	1
Total	102	73	2	3	3	15	41	\$310,829	
PGA TOUR CAREER SUMMARY								PLAYOFF RECORD: 0-0	
1992	1								
1994	24	12				3	6	\$178,168	101
1995	31	11					1	\$59,243	191
Total	56	23				3	7	\$237,411	
COMBINED TOTAL MONEY:								\$548,240	

BOB BURNS...continued

PGA TOUR TOP TOURNAMENT SUMMARY

YEAR	92	95
U.S. Open	CUT	T51
THE PLAYERS Championship	CUT	

1998 NIKE TOUR STATISTICS


Scoring Average	70.05	(2)
Driving Distance	287.1	(14T)
Driving Accuracy Percentage	65.4	(48)
Total Driving	62	(5)
Greens in Regulation Pct.	69.1	(17T)
Putting Average	1.762	(17T)
Sand Save Percentage	57.4	(20)
Eagles (Holes per)	110.6	(12)
Birdies Average	3.86	(11)
All-Around Ranking	141	(1)
Scoring Average Before Cut	69.83	(4)
Scoring Average 3rd Round	70.40	(41)
Scoring Average Final Round	70.20	(14)
Birdies Conversion %	31.1	(30T)
Par Breakers	22.4	(10T)

MISCELLANEOUS NIKE TOUR STATISTICS

1998 Low Round: 64: 1998 NIKE Hershey Open/3
 Career Low Round: 64: 3 times, most recent 1998 NIKE Hershey Open/3
 Career Largest Paycheck: \$63,000: 1998 NIKE TOUR Championship/1

MISCELLANEOUS PGA TOUR STATISTICS

Career Low Round: 65: 4 times, most recent 1995 Bob Hope Chrysler Classic/3
 Career Largest Paycheck: \$43,800: 1994 Buick Classic/T5



1998 NIKE TOUR GRADUATE

ROBIN FREEMAN

PGA TOUR EXEMPT STATUS: 2nd on 1998 NIKE TOUR money list
HEIGHT: 6'0" **WEIGHT:** 180
BIRTHDATE: May 7, 1959 **BIRTHPLACE:** St. Charles, MO
RESIDENCE: Palm Desert, CA
FAMILY: Wife, K.C.; Chase Kiner (6/20/93), Kyle Scott (8/8/95)
COLLEGE: University of Central Oklahoma
SPECIAL INTERESTS: Playing guitar, snow skiing, fast cars
TURNED PROFESSIONAL: 1992 **Q-SCHOOL:** 1988, 1991, 1992, 1993

NIKE TOUR VICTORIES (2): 1998 NIKE Knoxville Open, NIKE San Jose Open

BEST 1998 NIKE TOUR FINISHES: 1 — NIKE Knoxville Open, NIKE San Jose Open T2 — NIKE Monterrey Open; 3 — NIKE Lehigh Valley Open; 4 — NIKE Permian Basin Open; T6 — NIKE Tri-Cities Open; T7 — NIKE Dakota Dunes Open

BEST CAREER PGA TOUR FINISH: T2—1995 GTE Byron Nelson Classic

BEST 1998 PGA TOUR FINISH: T21 — Deposit Guaranty Classic

1998 SEASON: A two-time winner on the 1998 NIKE TOUR, capturing titles at the NIKE Knoxville Open and the NIKE San Jose Open...both victories came in playoffs...earned his first career NIKE TOUR win at Knoxville, defeating Ryan Howison with a birdie on the third hole of a playoff...was tied for 14th after an opening-round 68...a pair of 66s put him into the 54-hole lead by one stroke...the win at Knoxville pushed him to No. 5 on the money list...finished third at the NIKE Lehigh Valley Open...finished fourth at the NIKE Permian Basin Open, missing a playoff by one stroke...tied for sixth the following week at the NIKE Tri-Cities Open...earned his second win of the year by defeating Sean Murphy and Tom Scherrer in a playoff at NIKE San Jose...was tied for 12th entering the final round at the Almaden Country Club, where he posted a 66 to get into the playoff...his win at San Jose pushed him into the No. 1 spot on the money list, ahead of Joe Ogilvie, who had held the top spot for 12 consecutive tournaments...made the cut in 17 of 20 events, with seven top-10s and 12 top-25 finishes...recorded his 10th professional ace with a hole-in-one during the first round of the NIKE Dakota Dunes Open...tied for 14th at the season-ending NIKE TOUR Championship.

ROBIN FREEMAN...continued

CAREER HIGHLIGHTS: Only two-time medalist in PGA TOUR Qualifying Tournament history (1988, 1993)... PGA TOUR member in 1989 and 1992-97...career-best finish came in 1995 GTE Byron Nelson Classic, where he tied for second, three strokes behind winner Ernie Els...prior to 1995, best TOUR finish came in 1993 Northern Telecom Open, where final-round 66 lifted him to T3 with Jim Gallagher, Jr. and Michael Allen, three strokes behind winner Larry Mize...has 10 career holes-in-one...first-team NAIA All-American in 1981-82.

PERSONAL: Took up golf at age 14 after fractured leg kept him from other sports...worked as a club professional for five years at Oak Tree and PGA West...father-in-law is Baseball Hall of Famer Ralph Kiner.

NIKE TOUR CAREER SUMMARY								PLAYOFF RECORD: 2-0	
Year	Events Played	Cuts Made	1st	2nd	3rd	Top 10	Top 25	Earnings	Rank
1992	1	1						\$733	266
1994	1								
1997	7	5		1		3	3	\$35,845	56
1998	20	17	2	1	1	7	12	\$169,389	2
Total	29	23	2	2	1	10	15	\$205,968	

PGA TOUR CAREER SUMMARY								PLAYOFF RECORD: 0-0	
Year	Events Played	Cuts Made	1st	2nd	3rd	Top 10	Top 25	Earnings	Rank
1983	1								
1988	1	1						\$1,508	289
1989	30	9					1	\$26,517	188
1990	2								
1992	31	10				1	3	\$101,642	128
1993	30	14			1	1	1	\$92,096	148
1994	29	20				3	7	\$177,044	103
1995	30	19		1	1	2	4	\$283,756	68
1996	35	17				1	4	\$133,605	144
1997	20	14				1	3	\$135,702	147
1998	12	4					1	\$32,960	226
Total	221	108		1	2	9	24	\$984,830	225
COMBINED TOTAL MONEY:								\$1,190,798	

PGA TOUR TOP TOURNAMENT SUMMARY

YEAR	95	96
PGA Championship	T49	
THE PLAYERS Championship	CUT	CUT

1998 NIKE TOUR STATISTICS

Scoring Average	70.64	(23)
Driving Distance	284.7	(24)
Driving Accuracy Percentage	67.8	(27T)
Total Driving	51	(2T)
Greens in Regulation Pct.	68.1	(29)
Putting Average	1.747	(7)
Sand Save Percentage	45.7	(97)
Eagles (Holes per)	109.5	(11)
Birdies Average	4.08	(3)
All-Around Ranking	221	(4)
Scoring Average Before Cut	70.70	(25)
Scoring Average 3rd Round	69.82	(21)
Scoring Average Final Round	71.12	(45T)
Birdies Conversion %	33.3	(3T)
Par Breakers	23.6	(1)

MISCELLANEOUS NIKE TOUR STATISTICS


1998 Low Round:	65: 3 times, most recent 1998 NIKE Lehigh Valley Open/3
Career Low Round:	65: 3 times, most recent 1998 NIKE Lehigh Valley Open/3
Career Largest Paycheck:	\$40,500: 2 times, most recent 1998 NIKE San Jose Open/1

1998 PGA TOUR STATISTICS

Scoring Average	72.15	(N/A)
Driving Distance	279.5	(N/A)
Driving Accuracy Percentage	68.6	(N/A)
Total Driving		(N/A)
Greens in Regulation Pct.	70.0	(N/A)
Putting Average	1.827	(N/A)
Sand Save Percentage	40.6	(N/A)
Eagles (Holes per)	297.0	(N/A)
Birdies Average	3.24	(N/A)
Scoring Average Before Cut	72.04	(N/A)
Scoring Average 3rd Round	69.80	(N/A)
Scoring Average Final Round	70.75	(N/A)
Birdies Conversion %	25.7	(N/A)
Par Breakers	18.4	(N/A)

MISCELLANEOUS PGA TOUR STATISTICS

1998 Low Round:	64: 1998 Quad City Classic/4
Career Low Round:	63: 2 times, most recent 1994 United Airlines Hawaiian Open/1
Career Largest Paycheck:	\$97,066: 1995 GTE Byron Nelson Classic/T2



1998 NIKE TOUR GRADUATE

JOE OGILVIE

EXEMPT STATUS: 3rd on 1998 NIKE TOUR money list
HEIGHT: 5'10" **WEIGHT:** 140
BIRTHDATE: April 8, 1974 **BIRTHPLACE:** Lancaster, OH
RESIDENCE: Lancaster, OH; plays out of Lancaster CC and New Albany CC, New Albany, OH
FAMILY: Single
COLLEGE: Duke University (1996, Economics)
SPECIAL INTERESTS: Travel, financial markets
TURNED PROFESSIONAL: 1996

NIKE TOUR VICTORIES (2): 1998 NIKE Monterrey Open, NIKE Greensboro Open

BEST 1998 NIKE TOUR FINISHES: 1—NIKE Monterrey Open, NIKE Greensboro Open, T3—NIKE St. Louis Golf Classic, 4—NIKE Lehigh Valley Open, T5—NIKE Knoxville Open

BEST CAREER PGA TOUR FINISH: Has not made a cut on the PGA TOUR

BEST 1998 PGA TOUR FINISH: Did not make the cut on the PGA TOUR

1998 SEASON: A two-time winner on the NIKE TOUR with victories at the NIKE Monterrey Open and the NIKE Greensboro Open...missed the cut in his first three events before earning his first career NIKE TOUR win at Monterrey...fired a final-round 66 to win in Mexico by two strokes...posted weekend rounds of 67-67 to jump into a T5 at the NIKE Knoxville Open...ran off a hot streak in late June, starting with a fourth-place finish at the NIKE Lehigh Valley Open...captured his second win of the season the following week at the NIKE Greensboro Open and moved into first place on the money list...remained No. 1 on the money list for 12 consecutive weeks...fired weekend rounds of 65-65 to finish in a tie for third at the NIKE St. Louis Golf Classic, two weeks after winning in Greensboro...one of only two players to play in all 30 events for the 1998 season...made the cut in 19 of 30 tournaments with seven top-10 finishes.

CAREER HIGHLIGHTS: A rookie on 1998 NIKE TOUR with no events played prior to 1998...in first PGA TOUR event, missed cut in 1996 B.C. Open...missed cut in last year's Greater Milwaukee Open...earned fully exempt NIKE TOUR status in second attempt at 1997 Qualifying Tournament (missed cut in 1996).

PERSONAL: Says his father got him started in golf and lists as heroes Warren Buffett and Bill Gates...follows the stock market extensively.

NIKE TOUR CAREER SUMMARY								PLAYOFF RECORD: 0-0	
Year	Events Played	Cuts Made	1st	2nd	3rd	Top 10	Top 25	Earnings	Rank
1998	30	19	2		1	7	10	\$157,812	3
Total	30	19	2		1	7	10	\$157,812	
PGA TOUR CAREER SUMMARY								PLAYOFF RECORD: 0-0	
1996	1								
1998	1								
Total	2								
COMBINED TOTAL MONEY:								\$157,812	

1998 NIKE TOUR STATISTICS		
Scoring Average Before Cut	70.63	(22)
Driving Distance	288.4	(10)
Driving Accuracy Percentage	61.4	(84T)
Total Driving	94	(27T)
Greens in Regulation Pct.	66.7	(43T)
Putting Average	1.768	(25T)
Sand Save Percentage	48.5	(73T)
Eagles (Holes per)	134.3	(27)
Birdies Average	4.01	(4T)
All-Around Ranking	288	(12T)
Scoring Average Before Cut	70.82	(34)
Scoring Average 3rd Round	70.58	(55)
Scoring Average Final Round	69.95	(10)
Birdies Conversion %	33.4	(2)
Par Breakers	23.0	(4)

1998 PGA TOUR STATISTICS		
Scoring Average	71.20	(N/A)
Driving Distance	295.5	(N/A)
Driving Accuracy Percentage	61.5	(N/A)
Total Driving		(N/A)
Greens in Regulation Pct.	69.4	(N/A)
Putting Average	1.880	(N/A)
Sand Save Percentage	60.0	(N/A)
Birdies Average	3.50	(N/A)
Scoring Average Before Cut	70.50	(N/A)
Birdies Conversion %	28.0	(N/A)
Par Breakers	19.4	(N/A)


JOE OGILVIE...continued

MISCELLANEOUS NIKE TOUR STATISTICS

1998 Low Round: 65: 6 times, most recent
1998 NIKE Oregon Classic/1
Career Low Round: 65: 6 times, most recent
1998 NIKE Oregon Classic/1
Career Largest Paycheck: \$45,000:
1998 NIKE Monterrey Open/1

MISCELLANEOUS PGA TOUR STATISTICS

1998 Low Round: 70: 1998 Greater Milwaukee Open/2
Career Low Round: 70: 1998 Greater Milwaukee Open/2



1998 NIKE TOUR GRADUATE

ERIC BOOKER

PGA TOUR EXEMPT STATUS: 4th on 1998 NIKE TOUR money list
HEIGHT: 6'0" **WEIGHT:** 185
BIRTHDATE: December 21, 1963 **BIRTHPLACE:** Pontiac, MI
RESIDENCE: Naples, FL
FAMILY: Single
COLLEGE: Mississippi State University (1985, General Business)
SPECIAL INTERESTS: Skiing, karate
TURNED PROFESSIONAL: 1986

NIKE TOUR VICTORIES (2): 1997 NIKE Greater Austin Open, 1998 NIKE Lehigh Valley Open

BEST 1998 NIKE TOUR FINISHES: 1 — NIKE Lehigh Valley Open; T4 — NIKE Upstate Classic, NIKE Dakota Dunes Open, NIKE Boise Open 5 — NIKE Fort Smith Classic; T5 — NIKE Louisiana Open, NIKE Oregon Classic; 8—NIKE Huntsville Open; T9—NIKE Shreveport Open

BEST CAREER PGA TOUR FINISH: T4—1998 Buick Open

BEST 1998 PGA TOUR FINISH: T4 — Buick Open

1998 SEASON: Earned his second career NIKE TOUR title by defeating Notah Begay in a NIKE TOUR record nine-hole playoff at the NIKE Lehigh Valley Open...carded a final-round 65 and came from six strokes back on the final round to tie Begay for first place and force the playoff...won the tournament with a par on the ninth extra hole...recorded nine top-10 finishes on the 1998 NIKE TOUR...had two outstanding stretches during the year in which he finished T5, T9, T4 and 8 (NIKE Louisiana Open to NIKE Huntsville Open) and T4, 5, T4 and T5 (NIKE Dakota Dunes to NIKE Oregon Classic)...was at par or better in 27 of his last 31 rounds...made the cut in 20 of 23 events entered... tied the Verdae Greens Golf Club course record with a 9-under-par 63 in the third round of the NIKE Upstate Classic...received a sponsor's exemption for the sixth consecutive year for the Buick Open...fired rounds of 71-68-70-66—275 to finish at 13-under par and tied for fourth place (\$79,200) in front of family and friends...also tied for 48th at the Greater Vancouver Open...tied for 14th at the season-ending NIKE TOUR Championship.

CAREER HIGHLIGHTS: Member of NIKE TOUR in 1990, 1995 and 1997-98...earned his first career victory at the rain-shortened 1997 NIKE Greater Austin Open...opened with a 3-under-par 69, which he followed with a 1-under-par 71 in the 36-hole event to win by one stroke over Brian Kamm...finished in the morning and had to wait for hours to see if his lead would hold up...has participated in a total of nine PGA TOUR events and made the cut in four, including two in 1998...was teaching professional at Warwick Hills G&CC, site of the PGA TOUR's Buick Open...has played in that tournament six times, with a tie for 4th in last year's event his best finish...missed cut in 1991 U.S. Open and 1996 PGA Championship...two-time NJCAA All-American at Edison Junior College in 1980-81...competed on 1986 Asian Tour.

ERIC BOOKER...continued

PERSONAL: Father was part owner of golf course in Clarkston, MI...sister Cindy played on LPGA Tour...as a club professional, traded golf lessons for karate lessons and piano lessons.

NIKE TOUR CAREER SUMMARY								PLAYOFF RECORD: 1-0	
Year	Events Played	Cuts Made	1st	2nd	3rd	Top 10	Top 25	Earnings	Rank
1990	30	18				1	3	\$15,746	65
1995	5								
1996	8	2				1	1	\$12,540	110
1997	25	14	1			2	5	\$56,725	38
1998	23	20	1			9	12	\$153,526	4
Total	91	54	2			13	21	\$238,537	

PGA TOUR CAREER SUMMARY								PLAYOFF RECORD: 1-0	
Year	Events Played	Cuts Made	1st	2nd	3rd	Top 10	Top 25	Earnings	Rank
1991	1								
1993	1								
1994	1								
1995	1								
1996	2	1						\$2,292	366
1997	1	1						\$3,255	323
1998	2	2				1	1	\$84,288	191
Total	9	4				1	1	\$89,835	
COMBINED TOTAL MONEY:								\$328,372	

PGA TOUR TOP TOURNAMENT SUMMARY

YEAR	91	96
U.S. Open	CUT	
PGA Championship		CUT

1998 NIKE TOUR STATISTICS

Scoring Average	70.07	(3)
Driving Distance	282.0	(36)
Driving Accuracy Percentage	62.8	(71)
Total Driving	107	(42T)
Greens in Regulation Pct.	68.2	(28)
Putting Average	1.769	(27T)
Sand Save Percentage	67.2	(1)
Eagles (Holes per)	117.7	(16T)
Birdies Average	3.84	(13T)
All-Around Ranking	195	(3)
Scoring Average Before Cut	69.72	(2)
Scoring Average 3rd Round	69.70	(18T)
Scoring Average Final Round	70.90	(38)
Birdies Conversion %	31.3	(24T)
Par Breakers	22.2	(13T)

MISCELLANEOUS NIKE TOUR STATISTICS

1998 Low Round: 63: 1998 NIKE Upstate Classic/3
 Career Low Round: 63: 1998 NIKE Upstate Classic/3
 Career Largest Paycheck: \$40,500:
 1998 NIKE Lehigh Valley Open/1

1998 PGA TOUR STATISTICS

Scoring Average	69.99	(N/A)
Driving Distance	277.8	(N/A)
Driving Accuracy Percentage	74.1	(N/A)
Total Driving		(N/A)
Greens in Regulation Pct.	79.2	(N/A)
Putting Average	1.772	(N/A)
Sand Save Percentage	57.1	(N/A)
Eagles (Holes per)	144.0	(N/A)
Birdies Average	4.00	(N/A)
Scoring Average Before Cut	70.00	(N/A)
Scoring Average 3rd Round	70.50	(N/A)
Scoring Average Final Round	67.50	(N/A)
Birdies Conversion %	28.1	(N/A)
Par Breakers	22.9	(N/A)

MISCELLANEOUS PGA TOUR STATISTICS

1998 Low Round: 66: 1998 Buick Open/4
 Career Low Round: 66: 1998 Buick Open/4
 Career Largest Paycheck: \$79,200: 1998 Buick Open/T4



1998 NIKE TOUR GRADUATE

JOHN MAGINNES

EXEMPT STATUS: 5th on the 1998 NIKE TOUR money list

HEIGHT: 6'0"

WEIGHT: 210

BIRTHDATE: July 14, 1968

BIRTHPLACE: Atlanta, GA

RESIDENCE: Greensboro, NC; plays out of Sedgefield CC

FAMILY: Wife, Dena; Jack Bristol (11/14/98)

COLLEGE: East Carolina University

SPECIAL INTERESTS: Reading, sports

TURNED PROFESSIONAL: 1991

NIKE TOUR VICTORIES (2): 1995 NIKE San Jose Open 1998 NIKE Dakota Dunes Open

BEST 1998 NIKE TOUR FINISHES: 1— NIKE Dakota Dunes Open; T3— NIKE Greensboro Open, NIKE Omaha Classic; T4— NIKE Cleveland Open, NIKE TOUR Championship; T6— NIKE Dominion Open

BEST CAREER PGA TOUR FINISH: T2—1996 Buick Challenge

BEST 1998 PGA TOUR FINISH: T5— Deposit Guaranty Classic

1998 SEASON: Named NIKE TOUR Player of the Month for July...earned his second career NIKE TOUR title when he led wire-to-wire in capturing the \$325,000 NIKE Dakota Dunes Open...used a 10-under-par course-record 62 to grab the first-day lead by three shots at Dakota Dunes...his opening-round 62 was the best start by a winner in 1998 and his three-stroke lead matched the largest 18-hole lead of the year...defeated Ryan Howison and Sean Murphy on the second hole of a playoff to win at Dakota Dunes and collect \$58,500, which was the largest check in the history of the NIKE TOUR at the time...started a hot streak in June at the NIKE Cleveland Open when he tied for fourth place...had five top-four finishes and eight top-14 showings in his final nine events on the NIKE TOUR...fired a final-round 65 to jump from T28 to T3 at the NIKE Greensboro Open on his home course at Sedgefield Country Club...fired rounds of 69-69 on the final two days at the NIKE TOUR Championship to finish T3, his third top-five finish in three Championship appearances...made the cut in all eight 1998 PGA TOUR events he played, with six top-25 finishes...tied for 16th at the 1998 Greater Greensboro Chrysler Classic after receiving a sponsor's exemption...shared the second round lead with Justin Leonard at the 1998 Westin Texas Open...tied for fifth place at the Deposit Guaranty Classic...earned \$172,165 on the PGA TOUR and finished No. 153 on the final money list.

CAREER HIGHLIGHTS: Member of PGA TOUR in 1996-97 and a NIKE TOUR member in 1994-95 and 1998...won the 1995 NIKE San Jose Open by three strokes over Larry Silveira...later that year, lost in a playoff to Allen Doyle at the NIKE TOUR Championship...career-best finish on the PGA TOUR came in the 1996 Buick Challenge, where he tied for second, losing to Michael Bradley in a playoff.

PERSONAL: Named his son Jack, saying he didn't want his son to be named after any character that might appear on the tv show Melrose Place...he once said, "This is the greatest job in the world. I just wish I could do it better."

NIKE TOUR CAREER SUMMARY								PLAYOFF RECORD: 1-1	
Year	Events Played	Cuts Made	1st	2nd	3rd	Top 10	Top 25	Earnings	Rank
1992	6								
1993	1	1						\$338	281
1994	27	18				5	7	\$48,381	35
1995	27	14	1	1		4	9	\$91,125	16
1996	3	3					1	\$3,215	172
1997	1								
1998	20	16	1		2	6	10	\$145,210	5
Total	85	52	2	1	2	15	27	\$288,268	
PGA TOUR CAREER SUMMARY								PLAYOFF RECORD: 0-1	
1992	1								
1995	1	1						\$2,807	324
1996	28	14		1		1	6	\$184,065	113
1997	35	14				1	3	\$110,166	164
1998	8	8				1	6	\$172,165	153
Total	73	37		1		3	15	\$469,203	297
COMBINED TOTAL MONEY:								\$757,471	

JOHN MAGINNES...continued

PGA TOUR TOP TOURNAMENT SUMMARY

YEAR	95	97
U.S. Open	T71	
THE PLAYERS Championship		CUT

1998 NIKE TOUR STATISTICS

Scoring Average	70.27	(10)
Driving Distance	265.8	(115)
Driving Accuracy Percentage	74.6	(2)
Total Driving	117	(52T)
Greens in Regulation Pct.	68.9	(21)
Putting Average	1.775	(34T)
Sand Save Percentage	58.1	(14)
Eagles (Holes per)	639.0	(118)
Birdies Average	3.96	(7)
All-Around Ranking	321	(20)
Scoring Average Before Cut	70.03	(6T)
Scoring Average 3rd Round	70.50	(48T)
Scoring Average Final Round	70.69	(23)
Birdies Conversion %	31.9	(18T)
Par Breakers	22.1	(15)

MISCELLANEOUS NIKE TOUR STATISTICS

1998 Low Round: 62: 1998 NIKE Dakota Dunes Open/1
 Career Low Round: 62: 1998 NIKE Dakota Dunes Open/1
 Career Largest Paycheck: \$58,500:
 1998 NIKE Dakota Dunes Open/1

1998 PGA TOUR STATISTICS

Scoring Average	69.95	(N/A)
Driving Distance	268.0	(N/A)
Driving Accuracy Percentage	74.3	(N/A)
Total Driving		(N/A)
Greens in Regulation Pct.	70.0	(N/A)
Putting Average	1.742	(N/A)
Sand Save Percentage	55.6	(N/A)
Eagles (Holes per)	576.0	(N/A)
Birdies Average	4.28	(N/A)
Scoring Average Before Cut	69.00	(N/A)
Scoring Average 3rd Round	69.25	(N/A)
Scoring Average Final Round	71.38	(N/A)
Birdies Conversion %	34.0	(N/A)
Par Breakers	24.0	(N/A)

MISCELLANEOUS PGA TOUR STATISTICS

1998 Low Round: 65: 1998 Greater Milwaukee Open/2
 Career Low Round: 63: 1996 Greater Milwaukee Open/4
 Career Largest Paycheck: \$66,000:
 1996 Buick Challenge/T2

1998 NIKE TOUR GRADUATE



DENNIS PAULSON

EXEMPT STATUS: 6th on the 1998 NIKE TOUR money list
HEIGHT: 6'0" **WEIGHT:** 200
BIRTHDATE: September 27, 1962 **BIRTHPLACE:** San Gabriel, CA
RESIDENCE: Vista, CA
FAMILY: Wife, Linda; Dillion Jay (6/6/97)
COLLEGE: San Diego State University
SPECIAL INTERESTS: Hunting, fishing, mountain biking
TURNED PROFESSIONAL: 1988

NIKE TOUR CAREER VICTORIES (1): 1998 NIKE Huntsville Open

BEST 1998 NIKE TOUR FINISHES: T2—NIKE Carolina Classic; 2—NIKE Laurel Creek Classic, T5—NIKE Shreveport Open

BEST CAREER PGA TOUR FINISH: T4—1994 Freeport•McMoRan Classic

BEST 1998 PGA TOUR FINISH: T59—Nissan Open

1998 SEASON: Named NIKE TOUR Player of the Month for April thanks to high finishes at the NIKE Shreveport Open (T5), NIKE Upstate Classic (T10) and the NIKE Huntsville Open (1)...earned his first career NIKE TOUR victory by defeating Brent Schwarzrock in a playoff at Huntsville...his first-place check of \$40,500 pushed him to No. 2 on the money list at the time...finished second at the NIKE Cleveland Open by a single stroke and tied for second at the NIKE Boise Open...made the cut in 18 of 26 events with 13 top-25 finishes...one of the longest hitters on the NIKE TOUR, ranked No. 6 in average driving distance (292.0 yards)...was No. 6 in overall scoring average (70.22) and No. 2 in final round scoring average (69.39)...

DENNIS PAULSON...continued

CAREER HIGHLIGHTS: Member of PGA TOUR in 1994-95 and was fully exempt NIKE TOUR member in 1997, finishing 25th on money list after making cut in 19 of 27 events played...his two second-place NIKE TOUR finishes that year both were by a margin of one stroke...his second-place finish at 1997 NIKE Laurel Creek Classic was aided by two eagles in the final round...his career-best PGA TOUR finish of T4 at 1994 Freeport-McMoran Classic included a course-record 62 during the second round at English Turn GC...was second in driving distance to Davis Love III in 1994 with average of 283.0...a former National Long Driving Championship winner...persistence at PGA TOUR Qualifying Tournament eventually rewarded in 1993 after eight consecutive unsuccessful attempts beginning in 1985...five career holes-in-one...posted three wins in 1996: Long Beach Open, Wyoming Open and California Open...winner of 1993 Utah State Open and 1990 California State Open...played three years on Asian Tour and won the 1990 Philippines Open.

PERSONAL: Wore pager during tournaments in 1997 so that wife Linda could reach him when she went into labor with their first child, Dillion Jay.

NIKE TOUR CAREER SUMMARY								PLAYOFF RECORD: 1-0		
Year	Events Played	Cuts Made	1st	2nd	3rd	Top 10	Top 25	Earnings	Rank	
1990	1	1					1	\$963	217	
1992	1									
1997	25	18		2		5	13	\$81,344	25	
1998	26	18	1	2		8	13	\$145,065	6	
Total	53	37	1	4		13	27	\$227,372		
PGA TOUR CAREER SUMMARY								PLAYOFF RECORD: 0-0		
1985(AM.)	1									
1986	1									
1994	27	12				1	5	\$142,515	125	
1995	30	11				1	4	\$103,411	158	
1998	1	1						\$4,557	317	
Total	60	24				2	9	\$250,483		
COMBINED TOTAL MONEY:								\$477,854		

PGA TOUR TOP TOURNAMENT SUMMARY

YEAR	95
THE PLAYERS Championship	CUT

1998 NIKE TOUR STATISTICS

Scoring Average	70.22	(6)
Driving Distance	292.0	(6)
Driving Accuracy Percentage	59.4	(99)
Total Driving	105	(39)
Greens in Regulation Pct.	68.3	(25T)
Putting Average	1.774	(33)
Sand Save Percentage	63.8	(4)
Eagles (Holes per)	156.6	(40T)
Birdies Average	3.87	(10)
All-Around Ranking	223	(5)
Scoring Average Before Cut	70.77	(29T)
Scoring Average 3rd Round	69.39	(10)
Scoring Average Final Round	69.39	(2)
Birdies Conversion %	31.5	(21)
Par Breakers	22.2	(13T)

MISCELLANEOUS NIKE TOUR STATISTICS

1998 Low Round: 64: 3 times, most recent
1998 NIKE Boise Open/2
Career Low Round: 63: 1997 NIKE Puget Sound Open/2
Career Largest Paycheck: \$40,500:
1998 NIKE Huntsville Open/1

1998 PGA TOUR STATISTICS

Scoring Average	71.30	(N/A)
Driving Distance	293.4	(N/A)
Driving Accuracy Percentage	66.1	(N/A)
Total Driving		(N/A)
Greens in Regulation Pct.	58.3	(N/A)
Putting Average	1.833	(N/A)
Sand Save Percentage	62.5	(N/A)
Birdies Average	2.75	(N/A)
Scoring Average Before Cut	73.00	(N/A)
Scoring Average 3rd Round	71.00	(N/A)
Scoring Average Final Round	73.00	(N/A)
Birdies Conversion %	26.2	(N/A)
Par Breakers	15.3	(N/A)

MISCELLANEOUS PGA TOUR STATISTICS

1998 Low Round: 71: 2 times, most recent
1998 Nissan Open/3
Career Low Round: 62: 1994 Freeport-McMoran Classic/2
Career Largest Paycheck: \$49,600:
1994 Freeport-McMoran Classic/T4



1998 NIKE TOUR GRADUATE

CHARLES RAULERSON

EXEMPT STATUS: 7th on the 1998 NIKE TOUR money list

HEIGHT: 6'0"

WEIGHT: 170

BIRTHDATE: January 29, 1964

BIRTHPLACE: Jacksonville, FL

RESIDENCE: Jacksonville, FL

FAMILY: Wife, Liza

COLLEGE: Clemson University, Louisiana State University

SPECIAL INTERESTS: Fishing, reading, stock market

TURNED PROFESSIONAL: 1987 **Q SCHOOL:** 1993

NIKE TOUR VICTORIES (2): 1998 NIKE Oregon Classic, NIKE Inland Empire Open

BEST 1998 NIKE TOUR FINISHES: 1—NIKE Oregon Classic, NIKE Inland Empire Open, T5—NIKE Knoxville Open, T6—NIKE Miami Valley Open

BEST CAREER PGA TOUR FINISHES: T29—1994 AT&T Pebble Beach National Pro-Am, 1994 Greater Milwaukee Open

BEST 1998 PGA TOUR FINISHES: Did not play on 1998 PGA TOUR

1998 SEASON: Winner of two of the final four events of the year, vaulting from No. 42 on the money list to No. 7...earned his first NIKE TOUR title with a five-stroke win at the NIKE Oregon Classic...his second win came two weeks later at the NIKE Inland Empire Open, when he finished with a tournament-record score of 20-under-par (268) to win by three strokes over Jay Williamson...fired a final-round-best 66 to finish T5 at the NIKE Knoxville Open, missing a playoff by two strokes...finished T6 the following week at the NIKE Miami Valley Open...made the cut in 21 of 28 events entered with 12 top-25 finishes.

CAREER HIGHLIGHTS: Was not a member of any tour for three years from 1995-97...worked as vice-president of ABC Rail in Milwaukee, where his division manufactured speed control hardware...won the 1989 Jamaican Open...captured European Challenge Tour titles at the 1992 South France Open and 1993 Gortex Classic in Scotland...played in the 1996 U.S. Open but withdrew after the opening round.

PERSONAL: His wife Liza, who is also an exceptional golfer, caddies for him on a regular basis.

NIKE TOUR CAREER SUMMARY								PLAYOFF RECORD: 0-0	
Year	Events Played	Cuts Made	1st	2nd	3rd	Top 10	Top 25	Earnings	Rank
1990	27	12				2	5	\$16,251	61
1994	1								
1998	28	21	2			7	12	\$142,976	7
Total	56	33	2			9	17	\$159,227	
PGA TOUR CAREER SUMMARY								PLAYOFF RECORD: 0-0	
1994	24	9						\$33,919	204
1995	1								
1996	1								
Total	26	9						\$33,919	
COMBINED TOTAL MONEY:								\$193,145	

PGA TOUR TOP TOURNAMENT SUMMARY

YEAR	96
U.S. Open	W/D

CHARLES RAULERSON...continued

1998 NIKE TOUR STATISTICS

Scoring Average	70.28	(11)
Driving Distance	283.0	(31)
Driving Accuracy Percentage	66.9	(33)
Total Driving	64	(6)
Greens in Regulation Pct.	69.2	(15T)
Putting Average	1.787	(57)
Sand Save Percentage	51.2	(54T)
Eagles (Holes per)	172.8	(49)
Birdies Average	3.85	(12)
All-Around Ranking	262	(9)
Scoring Average Before Cut	70.37	(12T)
Scoring Average 3rd Round	70.52	(52)
Scoring Average Final Round	69.81	(8)
Birdies Conversion %	31.0	(33T)
Par Breakers	22.0	(16)

MISCELLANEOUS NIKE TOUR STATISTICS

1998 Low Round: 64: 1998 NIKE Omaha Classic/3
 Career Low Round: 64: 1998 NIKE Omaha Classic/3
 Career Largest Paycheck: \$40,500: 2 times, most recent 1998 NIKE Inland Empire Open/1

MISCELLANEOUS PGA TOUR STATISTICS

Career Low Round: 65: 1994 Greater Milwaukee Open/3
 Career Largest Paycheck: \$7,609: 1994 AT&T Pebble Beach National Pro-Am/T29

1998 NIKE TOUR GRADUATE



Woody Austin

PGA TOUR EXEMPT STATUS: 8th on 1998 NIKE TOUR money list

HEIGHT: 6'0"

WEIGHT: 170

BIRTHDATE: January 27, 1964

BIRTHPLACE: Tampa, FL

RESIDENCE: Lees Summit, MO

FAMILY: Wife, Shannon; Parker (4/1/98)

COLLEGE: University of Miami

SPECIAL INTEREST: Sports

TURNED PROFESSIONAL: 1987 Q-SCHOOL: 1994

BEST NIKE TOUR CAREER FINISH: 2—1994 NIKE Sonoma County Open, 1998 NIKE Fort Smith Classic; P2—1998 NIKE Permian Basin Open

BEST 1998 NIKE TOUR FINISHES: 2 — NIKE Fort Smith Classic; P2 —NIKE Permian Basin Open; 3 — NIKE Cleveland Open; T3 — NIKE South Florida; T5 — NIKE Louisiana Open; T6 — NIKE South Carolina Classic; T8 — NIKE San Jose Open; T9 — NIKE St. Louis Golf Classic, NIKE Wichita Open

PGA TOUR VICTORIES (1): 1995 Buick Open

BEST 1998 PGA TOUR FINISH: T14 —Greater Milwaukee Open

1998 SEASON: Named the NIKE TOUR Player of the Month for August after finishing tied for 17th at the NIKE Dakota Dunes Open, tied for 12th at the NIKE Ozarks Open, second at the NIKE Fort Smith Classic and second again, losing in a playoff to Stiles Mitchell, in the NIKE Permian Basin Open...also had two third-place finishes and nine top-10s in 23 events...finished the season with the best scoring average, 69.61...held the No. 1 position for the best stroke average for 23 consecutive weeks...carded the most rounds in the 60s of any player with 42...was a combined 43-under-par at the NIKE Ozarks Open (-13), NIKE Fort Smith Classic (-18) and NIKE Permian Basin Open (-12)...lost a playoff to Stiles Mitchell at the NIKE Permian Basin Open, closing with a final round 68 to join Mitchell and Jeff Barlow...was at par or better in 42 of 47 tournament rounds from the NIKE Upstate Classic through the NIKE Permian Basin Open...made the cut in 17 of 23 events...participated in 10 PGA TOUR events and made the cut in half of them...best PGA TOUR finish was a tie for 14th at the Greater Milwaukee Open (\$31,500)...also finished T29th at the Buick Open.

WOODY AUSTIN...continued

CAREER HIGHLIGHTS: PGA TOUR Rookie of the Year in 1995 after winning the Buick Open and finishing 24th on the money list...Buick Open victory came in playoff over Mike Brisky...was one of three rookies to qualify for THE TOUR Championship that year...following year finished 32nd on money list after posting five top-10 finishes...medalist at 1994 PGA TOUR National Qualifying Tournament...played the NIKE TOUR in 1994, with his best finish being second place at the NIKE Sonoma County Open...prior to 1995, had only one PGA TOUR start, missed cut at 1992 Buick Southern Open...played in Japan (1989-90) and on mini-tours (1992-93)...fired a 10-under-par 61 during the second round of the 1994 NIKE Boise Open

PERSONAL: Tore tendons and cartilage in left knee during 1987 Qualifying Tournament...injury sidelined him for two years...originally injured knee as 11-year-old playing Little League baseball...worked for years as credit union teller during off-season...also worked in supplies department at Eckerd Drugs.

NIKE TOUR CAREER SUMMARY								PLAYOFF RECORD: 0-1	
Year	Events Played	Cuts Made	1st	2nd	3rd	Top 10	Top 25	Earnings	Rank
1990	1								
1993	1	1						\$383	274
1994	26	18		1	1	6	10	\$72,206	23
1995	1								
1998	23	17		2	2	9	15	\$140,955	8
Total	52	36		3	3	15	25	\$213,543	

PGA TOUR CAREER SUMMARY								PLAYOFF RECORD: 1-0	
Year	Events Played	Cuts Made	1st	2nd	3rd	Top 10	Top 25	Earnings	Rank
1992	1								
1995	34	22	1			7	12	\$736,497	24
1996	35	26			1	5	15	\$539,397	32
1997	35	7				1	2	\$75,151	180
1998	10	5					1	\$56,028	203
Total	115	60	1		1	13	30	\$1,407,072	183

COMBINED TOTAL MONEY: \$1,620,615

PGA TOUR TOP TOURNAMENT SUMMARY

YEAR	95	96	97
Masters Tournament		CUT	
U.S. Open		T23	
British Open Championship		CUT	
PGA Championship	T23	T69	
THE PLAYERS Championship		T67	CUT
THE TOUR Championship	T4		

1998 NIKE TOUR STATISTICS

Scoring Average	69.61	(1)
Driving Distance	277.3	(72T)
Driving Accuracy Percentage	68.6	(20)
Total Driving	92	(24T)
Greens in Regulation Pct.	69.8	(8)
Putting Average	1.762	(17T)
Sand Save Percentage	57.0	(21T)
Eagles (Holes per)	115.5	(15)
Birdies Average	3.92	(9)
All-Around Ranking	163	(2)
Scoring Average Before Cut	69.61	(1)
Scoring Average 3rd Round	69.59	(14T)
Scoring Average Final Round	69.76	(6T)
Birdies Conversion %	31.2	(27T)
Par Breakers	22.7	(9)

MISCELLANEOUS NIKE TOUR STATISTICS

1998 Low Round: 64: 3 times, most recent
1998 NIKE Fort Smith Classic/3
Career Low Round: 61: 1994 NIKE Boise Open/3
Career Largest Paycheck: \$25,537:
1998 NIKE Fort Smith Classic/2


1998 PGA TOUR STATISTICS

Scoring Average	71.24	(N/A)
Driving Distance	267.5	(N/A)
Driving Accuracy Percentage	70.1	(N/A)
Total Driving		(N/A)
Greens in Regulation Pct.	66.7	(N/A)
Putting Average	1.784	(N/A)
Sand Save Percentage	70.4	(N/A)
Eagles (Holes per)	522.0	(N/A)
Birdies Average	3.69	(N/A)
Scoring Average Before Cut	70.86	(N/A)
Scoring Average 3rd Round	69.60	(N/A)
Scoring Average Final Round	72.40	(N/A)
Birdies Conversion %	30.7	(N/A)
Par Breakers	20.7	(N/A)

MISCELLANEOUS PGA TOUR STATISTICS

1998 Low Round: 65: 1998 United Airlines Hawaiian Open/1
Career Low Round: 63: 1995 Buick Open/1
Career Largest Paycheck: \$216,000: 1995 Buick Open/1

1998 NIKE TOUR GRADUATE



MIKE SPOSA

PGA TOUR EXEMPT STATUS: 9th 1998 NIKE TOUR money list

HEIGHT: 5'11"

WEIGHT: 170

BIRTHDATE: June 5, 1969

BIRTHPLACE: Teaneck, NJ

RESIDENCE: West Palm Beach, FL

FAMILY: Wife, DeAnna; Chase (3/6/98)

COLLEGE: University of Tennessee (1991, Psychology)

SPECIAL INTERESTS: Guitar, fly fishing, photography

TURNED PROFESSIONAL: 1991

NIKE TOUR VICTORIES (1): 1998 NIKE Boise Open

BEST 1998 NIKE TOUR FINISHES: 1 — NIKE Boise Open; 3 — NIKE Hershey Open; T3 — NIKE Inland Empire Open; T4 — NIKE Ozarks Open; T9 — NIKE Shreveport Open, NIKE St. Louis Golf Classic, NIKE TOUR Championship; T10 — NIKE Dominion Open.

BEST PGA TOUR CAREER FINISH: Has not made a cut on the PGA TOUR

BEST 1998 PGA TOUR FINISH: Did not play on 1998 PGA TOUR

1998 SEASON: Posted eight top-10 finishes, including a tournament title and two thirds...broke away from the pack by firing a final-round 65 that brought him his first NIKE TOUR victory at the NIKE Boise Open...in the first round at Hillcrest Country Club, recorded an 8-under-par 63 that was the second lowest opening round for a winner in 1998...his 265 total broke the NIKE Boise Open tournament record established by Iain Steel in 1997...was the only player at the NIKE Hershey Open to card four sub-par rounds, but could never catch wire-to-wire winner Michael Clark and finished third...the next week, at the NIKE St. Louis Golf Classic, fired four more sub-par scores, including a 64 in the third round to finish tied for ninth...carded a final-round 65 to finish tied for fourth at the NIKE Ozarks Open...fired a 67 on Sunday to finish tied for third at the NIKE Inland Empire Open...his ninth-place check at the NIKE TOUR Championship secured him a spot as one of the top-15 money winners in 1998...other top-10 finishes include a tie for ninth at the NIKE Shreveport Open in May and a tie for 10th at the NIKE Dominion Open...three different times this season put together eight consecutive rounds of even-par or better.

CAREER HIGHLIGHTS: Returned to NIKE TOUR as exempt member in 1998 after playing the NIKE TOUR from 1994-96 as a non-exempt member...played in one NIKE TOUR event and two PGA TOUR tournaments (U.S. Open and Motorola Western Open) in 1997, missing cut in each...finished second on 1997 Golden Bear Tour money list on strength of two victories...in 1996 finished 26th on the NIKE TOUR money list...just missed claiming victory at 1995 NIKE Knoxville Open when he lost in a playoff to Tom Scherrer...member of 1991 Walker Cup team, which he calls his biggest thrill in golf...winner of the 1990 Southeastern Conference individual title...All-American selection in 1990 and 1991...three competitive holes-in-one, including two on NIKE TOUR (1994 NIKE Carolina Classic and 1995 NIKE Philadelphia Classic)...his 8-under-par 64 in fourth round of 1995 NIKE Carolina Classic set course record at Prestonwood CC, Glen Hnatiuk tied it in 1996.

NIKE TOUR CAREER SUMMARY								PLAYOFF RECORD: 0-1	
Year	Events Played	Cuts Made	1st	2nd	3rd	Top 10	Top 25	Earnings	Rank
1993	1								
1994	27	17				2	9	\$32,772	47
1995	24	15		1	1	4	10	\$66,724	26
1996	23	13				2	7	\$29,004	67
1997	1								
1998	28	17	1		2	8	12	\$140,139	9
Total	104	62	1	1	3	16	38	\$268,639	
PGA TOUR CAREER SUMMARY								PLAYOFF RECORD: 0-0	
1997	2								
Total	2								
COMBINED TOTAL MONEY:								\$268,639	

PGA TOUR TOP TOURNAMENT SUMMARY

YEAR	97
U.S. Open	CUT

MIKE SPOSA...continued

1998 NIKE TOUR STATISTICS

Scoring Average	70.59	(19)
Driving Distance	278.6	(60)
Driving Accuracy Percentage	69.4	(17)
Total Driving	77	(12T)
Greens in Regulation Pct.	68.5	(22T)
Putting Average	1.797	(76T)
Sand Save Percentage	52.3	(45T)
Eagles (Holes per)	162.0	(44)
Birdies Average	3.42	(76T)
All-Around Ranking	359	(27)
Scoring Average Before Cut	71.00	(48T)
Scoring Average 3rd Round	70.06	(26T)
Scoring Average Final Round	69.76	(6T)
Birdies Conversion %	27.7	(94T)
Par Breakers	19.6	(75T)

MISCELLANEOUS NIKE TOUR STATISTICS

1998 Low Round: 63: 1998 NIKE Boise Open/1
 Career Low Round: 63: 1998 NIKE Boise Open/1
 Career Largest Paycheck: \$54,000: 1998 NIKE Boise Open/1

MISCELLANEOUS PGA TOUR STATISTICS

Career Low Round: 73: 1997 Motorola Western Open/1



1998 NIKE TOUR GRADUATE

NOTAH BEGAY III

PGA TOUR EXEMPT STATUS: 10th on 1998 NIKE TOUR money list

HEIGHT: 5'11"

WEIGHT: 170

BIRTHDATE: September 14, 1972 BIRTHPLACE: Albuquerque, NM

RESIDENCE: Albuquerque, NM; plays out of Las Campanas, Santa Fe, NM

FAMILY: Single

COLLEGE: Stanford University

SPECIAL INTERESTS: Youth organizations, participation in group activities and fundraising

TURNED PROFESSIONAL: 1995

BEST CAREER NIKE TOUR FINISHES: 2 — 1998 NIKE St. Louis Golf Classic; P2 — 1998 NIKE Lehigh Valley Open; T2 — 1998 NIKE Boise Open, 1998 NIKE Oregon Classic

BEST 1998 NIKE TOUR FINISHES: 2 — NIKE St. Louis Golf Classic; P2 — NIKE Lehigh Valley Open; T2 — NIKE Boise Open, NIKE Oregon Classic; T5 — NIKE Permian Basin Open; T6 — NIKE Dominion Open

BEST CAREER PGA TOUR FINISHES: Has not made a cut on PGA TOUR

BEST 1998 PGA TOUR FINISH: Did not play on 1998 PGA TOUR

1998 SEASON: Named NIKE TOUR Player of the Month for September...came close to posting a victory four times with four second place finishes...gained a place in golf history when he became the first NIKE TOUR player to record a 59 in tournament play...the 59 (13-under-par) round included a 27 (9-under-par) on the second nine holes of his second round at the NIKE Dominion Open...he bagged nine birdies and two eagles (one of which was a hole-in-one) to break the NIKE TOUR record of 60, which had been tied by Jimmy Green one week earlier at the NIKE Carolina Classic...he tied for sixth at the NIKE Dominion Open...Doug Dunakey tied both of Begay's records of 59 (11-under-par) for 18 holes and 27 (8-under-par) for nine holes three weeks later at the NIKE Miami Valley Open...had four second-place and six top-10 finishes in 1998...tied the Center Valley Course record of 64 in the third round of the NIKE Lehigh Valley Open and held a four-stroke lead over six players going into the final day of play, but lost in a NIKE TOUR-record nine-hole playoff to Eric Booker...led by two strokes after 54 holes at the NIKE St. Louis Golf Classic with a 13-under-par 197 total...Chris Starkjohann chipped in on the last hole of regulation to defeat him by one stroke in St. Louis...at NIKE Boise Open, fired a 7-under-par 65 on the final day and still could not catch champion Mike Sposa...one week later, at the NIKE Oregon Classic, he birdied two of his final four holes to join the second-place tie with John Elliott and Tom Scherrer...all 12 of his rounds in the month

NOTAH BEGAY III...continued

of September were at par or better and featured a closing 65 at the NIKE Boise Open ...the 12 rounds added to a stretch of 20 consecutive par-or-better rounds that started at the NIKE Fort Smith Classic... fifth at the NIKE Permian Basin Open with five other players...a non-exempt member on the NIKE TOUR in 1998 .

CAREER HIGHLIGHTS: Medalist at 1996 Canadian Tour Qualifying Tournament...finished second at 1996 Morningstar Classic on the Canadian Tour...has participated in only one PGA TOUR event, 1996 Greater Vancouver Open...member of Stanford's 1994 NCAA Championship team ... member of 1995 United States Walker Cup team...three-time All-American selection...winner of 15 major junior and amateur titles... holder of lowest 18-hole score in NCAA Championship history with a 62 in the second round of the 1994 tournament.

PERSONAL: Only full-blooded Native American slated to play PGA TOUR, SENIOR TOUR or NIKE TOUR in 1999.

NIKE TOUR CAREER SUMMARY								PLAYOFF RECORD: 0-1	
Year	Events Played	Cuts Made	1st	2nd	3rd	Top 10	Top 25	Earnings	Rank
1994(AM.)	1								
1995	3	1					1	\$2,400	199
1996	5	1						\$570	261
1997	2								
1998	22	15		4		6	11	\$136,289	10
Total	33	17		4		6	12	\$139,259	
PGA TOUR CAREER SUMMARY								PLAYOFF RECORD: 0-0	
1996	1								
Total	1								
COMBINED TOTAL MONEY:								\$139,259	

1998 NIKE TOUR STATISTICS		
Scoring Average	70.09	(5)
Driving Distance	285.9	(20)
Driving Accuracy Percentage	67.4	(31)
Total Driving	51	(2T)
Greens in Regulation Pct.	69.4	(12T)
Putting Average	1.777	(38T)
Sand Save Percentage	48.7	(70)
Eagles (Holes per)	333.0	(100)
Birdies Average	4.16	(1)
All-Around Ranking	277	(11)
Scoring Average Before Cut	70.30	(10)
Scoring Average 3rd Round	69.53	(12)
Scoring Average Final Round	70.07	(13)
Birdies Conversion %	33.3	(3T)
Par Breakers	23.4	(2)

MISCELLANEOUS NIKE TOUR STATISTICS	
1998 Low Round:	59: 1998 NIKE Dominion Open/2
Career Low Round:	59: 1998 NIKE Dominion Open/2
Career Largest Paycheck:	\$29,400: 1998 NIKE Boise Open/T2
MISCELLANEOUS PGA TOUR STATISTICS	
Career Low Round:	69: 1996 Greater Vancouver Open/1



1998 NIKE TOUR GRADUATE

JIMMY GREEN

PGA TOUR EXEMPT STATUS: 11th on 1998 NIKE TOUR money list
HEIGHT: 5'10" **WEIGHT:** 155
BIRTHDATE: August 6, 1969 **BIRTHPLACE:** Meridian, MS
RESIDENCE: Daphne, AL
FAMILY: Wife, Kelley; Abbey (8/25/89), Jimmy (1/4/94), Will (7/1/98)
COLLEGE: Auburn University (1992, Education)
SPECIAL INTERESTS: Family, fishing
TURNED PROFESSIONAL: 1992 **QSCHOOL:** 1996

NIKE TOUR VICTORIES: (1): 1996 NIKE Buffalo Open

BEST 1998 NIKE TOUR FINISHES: 2 — NIKE Carolina Classic; 3 — NIKE TOUR Championship; T3 — NIKE Knoxville Open; T4 — NIKE Ozarks Open; T6 — NIKE Tri-Cities Open; T7 — NIKE Shreveport Open; T10 — NIKE Boise Open

BEST CAREER PGA TOUR FINISH: T19—1997 Deposit Guaranty Golf Classic

BEST 1998 PGA TOUR FINISH: Did not make a cut on 1998 PGA TOUR

1998 SEASON: A third-place finish at the NIKE TOUR Championship allowed him to move from 21st on the NIKE TOUR money list to 11th...enjoyed his best stretch in May, when he finished T13 at the NIKE South Carolina Classic, second at the Carolina Classic the following week and then T3 at the NIKE Knoxville Open...fired a course record 11-under-par 60 in the opening round of the NIKE Carolina Classic at the Raleigh Country Club, the lowest opening 18-hole score of the year...led by two after the first round, by three after two rounds and by three after three rounds...was tied for the lead as he played the 72nd hole, but bogeyed the par-4 18th from a downhill lie in the fairway - his first bogey since the opening round - and lost to Brian Bateman by a stroke...recorded a hole-in-one en route to an opening-round 67 at the NIKE St. Louis Golf Classic...was only one stroke out of the lead after 54 holes at the NIKE Knoxville Open...fired a final-round 70 to miss a playoff by a single stroke...missed an opportunity to gain ground on the money list when he was disqualified after the third round of the NIKE Fort Smith Classic when he failed to sign his scorecard...he would have been at 10-under-par and in the top 10 had he signed the card...made the cut in 18 of 26 events...had seven top-10 and 13 top-25 finishes.

CAREER HIGHLIGHTS: Member of PGA TOUR in 1997 and NIKE TOUR in 1996 and 1998...won 1996 NIKE Buffalo Open in a playoff with Jeff Gove...earned 12 top-10 finishes during his two full seasons on the NIKE TOUR...finished third on the 1995 Gulf Coast Tour money list with \$11,610...winner of 1990 Southeastern Conference Championship.

PERSONAL: Win in Buffalo came the first time his wife Kelley caddied for him...former NIKE TOUR player Damon Green caddied for him in NIKE TOUR Championship.

NIKE TOUR CAREER SUMMARY								PLAYOFF RECORD: 1-0	
Year	Events Played	Cuts Made	1st	2nd	3rd	Top 10	Top 25	Earnings	Rank
1993	5	3				1	3	\$7,288	122
1994	4	3					2	\$4,661	145
1995	7	3						\$2,577	190
1996	27	18	1			5	8	\$71,475	25
1997	2	2						\$1,357	218
1998	26	18		1	2	7	13	\$131,942	11
Total	71	47	1	1	2	13	26	\$219,300	

PGA TOUR CAREER SUMMARY								PLAYOFF RECORD: 0-0	
Year	Events Played	Cuts Made	1st	2nd	3rd	Top 10	Top 25	Earnings	Rank
1993	1								
1994	1								
1995	1	1						\$3,162	317
1997	31	12					2	\$61,153	197
1998	2								
Total	36	13					2	\$64,315	
COMBINED TOTAL MONEY:								\$283,615	

PGA TOUR TOP TOURNAMENT SUMMARY

YEAR	94	97	98
U.S. Open	CUT	74	CUT

JIMMY GREEN...continued

1998 NIKE TOUR STATISTICS

Scoring Average	70.24	(8)
Driving Distance	279.9	(52)
Driving Accuracy Percentage	66.5	(36T)
Total Driving	88	(21T)
Greens in Regulation Pct.	68.3	(25T)
Putting Average	1.764	(21)
Sand Save Percentage	51.6	(50T)
Eagles (Holes per)	127.5	(22)
Birdies Average	3.72	(26T)
All-Around Ranking	240	(6)
Scoring Average Before Cut	69.94	(5)
Scoring Average 3rd Round	70.24	(35)
Scoring Average Final Round	71.12	(45T)
Birdies Conversion %	30.2	(51T)
Par Breakers	21.4	(24T)

1998 MISCELLANEOUS NIKE TOUR STATISTICS

1998 Low Round: 60: 1998 NIKE Carolina Classic/1
 Career Low Round: 60: 1998 NIKE Carolina Classic/1
 Career Largest Paycheck: \$36,000: 1996 NIKE Buffalo Open/1


1998 PGA TOUR STATISTICS

Scoring Average	72.02	(N/A)
Driving Distance	262.1	(N/A)
Driving Accuracy Percentage	67.9	(N/A)
Total Driving		(N/A)
Greens in Regulation Pct.	54.2	(N/A)
Putting Average	1.846	(N/A)
Sand Save Percentage	33.3	(N/A)
Birdies Average	2.25	(N/A)
Scoring Average Before Cut	74.50	(N/A)
Birdies Conversion %	23.1	(N/A)
Par Breakers	12.5	(N/A)

1998 MISCELLANEOUS PGA TOUR STATISTICS

1998 Low Round: 73: 1998 Freeport-McDermott Classic/1
 Career Low Round: 65: 1997 Las Vegas Invitational/1
 Career Largest Paycheck: \$15,152: 1997 Greater Greensboro Chrysler Classic/T25

1998 NIKE TOUR GRADUATE



SEAN MURPHY

EXEMPT STATUS: 12th on the 1998 NIKE TOUR money list

HEIGHT: 5'8"

WEIGHT: 155

BIRTHDATE: August 17, 1965

BIRTHPLACE: Des Moines, IA

RESIDENCE: Lovington, NM

FAMILY: Single

COLLEGE: University of New Mexico

SPECIAL INTERESTS: Music, theatre, working with handicapped children, sports

TURNED PROFESSIONAL: 1988 **Q SCHOOL:** 1989, 1990

NIKE TOUR VICTORIES (6): 1992 Louisiana Open 1993 NIKE Central Georgia Open, NIKE Greater Greenville Classic, NIKE Utah Classic, NIKE Sonoma County Open 1995 NIKE Philadelphia Classic

BEST 1998 NIKE TOUR FINISHES: T2—NIKE South Carolina Classic, P2—NIKE Dakota Dunes Open, NIKE San Jose Open, T4—NIKE TOUR Championship

BEST CAREER PGA TOUR FINISH: T8—1994 Las Vegas Invitational

BEST 1998 PGA TOUR FINISH: Did not play on 1998 PGA TOUR

1998 SEASON: Finished runner-up three times during the 1998 season...tied for second at the NIKE South Carolina Classic, one stroke back of winner Gene Sauers...lost to John Maginnes in a three-way playoff at the NIKE Dakota Dunes Open...lost to Robin Freeman in a three-way playoff at the NIKE San Jose Open...fired a final-round 67 to move into a tie for sixth at the NIKE South Florida Open...grabbed the first-round lead at the NIKE Lehigh Valley Open with a course-record 65...registered his fourth career hole-in-one during the first round of the NIKE Greensboro Open...made the cut in 18 of 27 events with 10 top-25 finishes.

SEAN MURPHY...continued

CAREER HIGHLIGHTS: Holds NIKE TOUR records for most career victories with six and most victories in a season with four in 1993, when he was selected NIKE TOUR Player of the Year...his four-wins-in-a-season record not likely to be matched with the 1997 introduction of the "Battlefield Promotion," which gives a player immediate PGA TOUR access once he wins three NIKE TOUR events in a season...also has six runner-up finishes to his credit...says playing in the 1996 British Open was one of his greatest experiences in golf...also earned his PGA TOUR card following top-10 finish on NIKE TOUR with first-place finish in 1993 and eighth-place finish in 1996.

PERSONAL: 1988 Western Athletic Conference Player of Year...winner of 1982 and 1984 New Mexico High School State Championship...first-team All-State punter on high school football team; also played free safety and quarterback...donated portion of winner's check at 1993 NIKE Utah Classic to tournament's charity, Special Olympics.

NIKE TOUR CAREER SUMMARY								PLAYOFF RECORD: 1-2	
Year	Events Played	Cuts Made	1st	2nd	3rd	Top 10	Top 25	Earnings	Rank
1990	1								
1991	3	2		1		1	2	\$11,193	87
1992	27	12	1	1		2	6	\$54,283	22
1993	26	21	4			8	14	\$166,293	1
1994	2	1						\$648	248
1995	21	16	1	1		7	11	\$118,985	8
1996	2	2				1	1	\$10,980	119
1997	19	11				3	5	\$32,373	60
1998	27	18		3		6	10	\$130,030	12
Total	128	83	6	6		28	49	\$524,784	
PGA TOUR CAREER SUMMARY								PLAYOFF RECORD: 0-0	
1990	23	6					1	\$19,705	211
1991	25	9						\$24,187	203
1993	1								
1994	31	14				1	2	\$97,597	156
1995	3	3					2	\$40,115	215
1996	26	15					1	\$86,394	173
1997	2	1					1	\$24,700	235
Total	111	48				1	7	\$292,697	
COMBINED TOTAL MONEY:								\$817,482	

PGA TOUR TOP TOURNAMENT SUMMARY

YEAR	93	96	97
U.S. Open	CUT	T32	CUT
British Open Championship		CUT	

1998 NIKE TOUR STATISTICS

Scoring Average	70.60	(20)
Driving Distance	263.7	(121T)
Driving Accuracy Percentage	71.6	(8)
Total Driving	129	(73T)
Greens in Regulation Pct.	63.6	(101T)
Putting Average	1.745	(6)
Sand Save Percentage	53.8	(36T)
Eagles (Holes per)	228.9	(73)
Birdies Average	3.51	(60T)
All-Around Ranking	425	(46T)
Scoring Average Before Cut	70.74	(27)
Scoring Average 3rd Round	70.11	(29)
Scoring Average Final Round	70.72	(25T)
Birdies Conversion %	30.6	(44)
Par Breakers	19.9	(63T)

1998 MISCELLANEOUS NIKE TOUR STATISTICS

1998 Low Round: 64: 1998 NIKE St. Louis Golf Classic/3
 Career Low Round: 61: 1993 NIKE Central Georgia Open/2
 Career Largest Paycheck: \$36,000: 1995 NIKE Philadelphia Classic/1

1998 MISCELLANEOUS PGA TOUR STATISTICS

Career Low Round: 64: 1994 Las Vegas Invitational/1
 Career Largest Paycheck: \$42,000: 1994 Las Vegas Invitational/T8



1998 NIKE TOUR GRADUATE

EMLYN AUBREY

PGA TOUR EXEMPT STATUS: 13th on 1998 NIKE TOUR money list

HEIGHT: 6'2"

WEIGHT: 190

BIRTHDATE: January 28, 1964

BIRTHPLACE: Reading, PA

RESIDENCE: Austin, TX

FAMILY: Wife, Cindy; Adelayde Louise (4/29/96)

COLLEGE: Louisiana State University

SPECIAL INTERESTS: Auto racing

TURNED PROFESSIONAL: 1986 **Q SCHOOL:** 1989

NIKE TOUR VICTORIES (2): 1993 NIKE Miami Valley Open 1998 NIKE Wichita Open

BEST 1998 NIKE TOUR FINISHES: T3 — NIKE Greensboro Open; T4 — NIKE Cleveland Open; T5 — NIKE Louisiana Open; T6 — NIKE Dominion Open; T7 — NIKE Lehigh Valley Open, NIKE TOUR Championship; T8 — NIKE Monterrey Open; T9 — NIKE Shreveport Open

BEST CAREER PGA TOUR FINISH: T2—1996 Greater Vancouver Open

BEST 1998 PGA TOUR FINISH: Did not play 1998 PGA TOUR

1998 SEASON: Earned his second career NIKE TOUR victory at the NIKE Wichita Open, with a tournament record of 265...his score of 23-under-par was the most strokes under par by a winner in 1998...fired a Willowbend Golf Club course record 11-under-par 61 in the second round to assume control of the Wichita event...his 17-under-par after two rounds, was a 1998 NIKE TOUR best for the lowest first 36-holes and his lead of five strokes was the largest 36-hole margin on tour for the year...fired a final-round 67 at Wichita to beat Anthony Rodriguez and Carl Paulson by one shot...was red-hot during the months of June and July, with four top-7 finishes in a five-event stretch, culminating with the win at Wichita...moved up to No. 2 on the money list following his win in Kansas...had the most top-10 finishes of any player in 1998 with 10...solidified his position by tying for seventh in the season-ending NIKE TOUR Championship.

CAREER HIGHLIGHTS: Member of PGA TOUR in 1990-92 and 1995-97...member of NIKE TOUR in 1993-94 and 1998...earned \$72,944 to finish 14th on NIKE TOUR money list in 1993...regained PGA TOUR card by earning \$113,919 for 10th-place finish in 1994...played 1996 season on PGA TOUR by finishing 140th on 1995 money list with \$137,020...finished 74th on the money list in 1996 after earning \$296,005...won the 1993 NIKE Miami Valley Open by four strokes, making an ace during the final round...best finish in 1995 was T9 at AT&T Pebble Beach National Pro-Am...final round 5-under-par 67 led the way to his career-best PGA TOUR finish, a tie for second in the 1996 Greater Vancouver Open...prior to 1996, best finish was T7 at 1990 H-E-B Texas Open...on the Asian Tour won the 1989 Philippines Open and the 1994 Indian Open...winner of 1984 Southeastern Conference title while at LSU...three-time winner (1982-84) of Pennsylvania State Public Links Championship.

PERSONAL: Attends a number of auto racing schools each year and has participated in races...wife Cindy caddied for him prior to the birth of their daughter.

NIKE TOUR CAREER SUMMARY								PLAYOFF RECORD: 0-0	
Year	Events Played	Cuts Made	1st	2nd	3rd	Top 10	Top 25	Earnings	Rank
1990	2	2				1	1	\$2,334	157
1991	1	1				1	1	\$1,775	184
1992	2	1					1	\$1,763	198
1993	27	16	1	1		4	10	\$72,944	14
1994	19	19		3	1	8	13	\$113,919	10
1995	2								
1996	5	3					2	\$4,545	161
1998	26	18	1		1	10	11	\$129,967	13
Total	84	60	2	4	2	24	39	\$327,248	

EMLYN AUBREY...continued

PGA TOUR CAREER SUMMARY							PLAYOFF RECORD: 0-0		
Year	Events Played	Cuts Made	1st	2nd	3rd	Top 10	Top 25	Earnings	Rank
1988	2								
1989	1	1						\$9,007	215
1990	30	19				2	4	\$122,329	126
1991	32	21					4	\$91,257	139
1992	28	9					3	\$58,087	167
1993	1	1					1	\$18,125	220
1994	1	1						\$3,802	289
1995	30	15				1	6	\$137,020	140
1996	17	13		1		2	7	\$296,005	74
1997	27	10					3	\$70,383	184
Total	169	90		1		5	28	\$806,014	
COMBINED TOTAL MONEY:								\$1,133,262	

PGA TOUR TOP TOURNAMENT SUMMARY

YEAR	88	89	90	94	96	97
U.S. Open	CUT	T29	CUT	T62	CUT	
PGA Championship					T24	
THE PLAYERS Championship					CUT	

1998 NIKE TOUR STATISTICS

Scoring Average	70.69	(26)
Driving Distance	279.1	(57T)
Driving Accuracy Percentage	65.7	(45T)
Total Driving	102	(36T)
Greens in Regulation Pct.	66.7	(43T)
Putting Average	1.770	(30)
Sand Save Percentage	51.4	(52T)
Eagles (Holes per)	176.0	(52)
Birdies Average	3.69	(31T)
All-Around Ranking	336	(22)
Scoring Average Before Cut	70.63	(22)
Scoring Average 3rd Round	70.83	(68)
Scoring Average Final Round	70.72	(25T)
Birdies Conversion %	30.8	(38T)
Par Breakers	21.1	(31T)

1998 MISCELLANEOUS NIKE TOUR STATISTICS

1998 Low Round: 61: 1998 NIKE Wichita Open/2
 Career Low Round: 61: 1998 NIKE Wichita Open/2
 Career Largest Paycheck: \$40,500: 1998 NIKE Wichita Open/1

1998 MISCELLANEOUS PGA TOUR STATISTICS

Career Low Round: 62: 2 times, most recent 1991 Chattanooga Classic/4
 Career Largest Paycheck: \$86,400: 1996 Greater Greensboro Chrysler Classic/4



1998 NIKE TOUR GRADUATE

TOM SCHERRER

EXEMPT STATUS: 14th on the 1998 NIKE TOUR money list

HEIGHT: 6'0"

WEIGHT: 210

BIRTHDATE: July 20, 1970

BIRTHPLACE: Syracuse, NY

RESIDENCE: Orlando, FL

FAMILY: Wife, Jennifer

COLLEGE: University of North Carolina

SPECIAL INTERESTS: Hockey, reading

TURNED PROFESSIONAL: 1992

NIKE TOUR VICTORIES (2): 1995 NIKE Knoxville Open 1998 NIKE Upstate Classic

BEST 1998 NIKE TOUR FINISHES: 1—NIKE Upstate Classic, T2—NIKE Oregon Classic, P2—NIKE San Jose Open, T4—NIKE Lakeland Classic

TOM SCHERRER...continued

BEST CAREER PGA TOUR FINISH: 3—1996 Phoenix Open

BEST 1998 PGA TOUR FINISHES: Did not play on 1998 PGA TOUR

1998 SEASON: Earned his second career title at the rain-shortened NIKE Upstate Classic, finishing at 16-under-par for 54 holes...had three straight top finishes down the stretch, starting with a T10 at the NIKE Boise Open...followed that up with a T2 at the NIKE Oregon Classic...grabbed the first-round lead at the NIKE San Jose Open the next week with an 8-under-par 64...was never out of the top three at San Jose...closed with a final-round 68 to join Sean Murphy and Robin Freeman at 16-under par and force a playoff...lost to Freeman on the fourth hole of the playoff...also T4 at the season-opening NIKE Lakeland Classic...made the cut in 17 of 26 events.

CAREER HIGHLIGHTS: Member of the NIKE TOUR 1994-95 and again from 1997-98...finished sixth on the 1995 NIKE TOUR money list to earn his first PGA TOUR card in 1996...win at the 1995 NIKE Knoxville Open was a playoff win over Mike Sposa...set NIKE TOUR record with three consecutive playoff appearances, losing at the NIKE Greater Greenville Classic to David Toms and to Hugh Royer III at the NIKE Dominion Open in the two weeks following his win at Knoxville...also lost to Tommy Armour in a playoff at the 1994 NIKE Cleveland Open...winner of the 1990 North & South Amateur...runner-up to Justin Leonard in the 1992 U.S. Amateur...member of the 1991 Walker Cup team.

PERSONAL: Captain of hockey team that won state high school championship in New York...born in Syracuse, but hails from Skaneateles, NY.

NIKE TOUR CAREER SUMMARY								PLAYOFF RECORD: 1-4	
Year	Events Played	Cuts Made	1st	2nd	3rd	Top 10	Top 25	Earnings	Rank
1993	8	1						\$613	248
1994	27	18		1	1	8	14	\$87,131	19
1995	25	19	1	2		9	15	\$143,404	6
1997	27	16		1		5	10	\$60,342	36
1998	26	17	1	2		6	12	\$129,134	14
Total	113	71	2	6	1	28	51	\$420,624	
PGA TOUR CAREER SUMMARY								PLAYOFF RECORD: 0-0	
1992	1								
1996	34	12			1	1	1	\$136,323	141
1997	3	2						\$6,372	292
Total	38	14			1	1	1	\$142,695	
COMBINED TOTAL MONEY:								\$563,319	

PGA TOUR TOP TOURNAMENT SUMMARY

YEAR 96

THE PLAYERS Championship CUT

1998 NIKE TOUR STATISTICS


Scoring Average	70.49	(15)
Driving Distance	273.8	(89)
Driving Accuracy Percentage	64.0	(60T)
Total Driving	149	(94T)
Greens in Regulation Pct.	69.1	(17T)
Putting Average	1.760	(15T)
Sand Save Percentage	47.3	(85)
Eagles (Holes per)	249.0	(79T)
Birdies Average	3.80	(18T)
All-Around Ranking	378	(33)
Scoring Average Before Cut	70.64	(23)
Scoring Average 3rd Round	69.59	(14T)
Scoring Average Final Round	70.71	(24)
Birdies Conversion %	30.5	(45T)
Par Breakers	21.5	(20T)

1998 MISCELLANEOUS NIKE TOUR STATISTICS

1998 Low Round: 64: 1998 NIKE San Jose Open/1
 Career Low Round: 64: 3 times, most recent 1998 NIKE San Jose Open/1
 Career Largest Paycheck: \$40,500: 1998 NIKE Upstate Classic/1

1998 MISCELLANEOUS PGA TOUR STATISTICS

Career Low Round: 65: 1996 Phoenix Open/3
 Career Largest Paycheck: \$88,400: 1996 Phoenix Open/3



1998 NIKE TOUR GRADUATE

DOUG DUNAKEY

PGA TOUR EXEMPT STATUS: 15th on 1998 NIKE TOUR money list
HEIGHT: 5'11" **WEIGHT:** 200
BIRTHDATE: July 7, 1963 **BIRTHPLACE:** Waterloo, IA
RESIDENCE: Port Charlotte, FL
FAMILY: Wife, Donna; Nicholas (3/18/96)
COLLEGE: California State University at Stanislaus (1987, English)
SPECIAL INTERESTS: Fishing, music
TURNED PROFESSIONAL: 1987

NIKE TOUR VICTORIES (1): 1998 NIKE Cleveland Open

BEST 1998 NIKE TOUR FINISHES: 1 — NIKE Cleveland Open; T2 — NIKE Miami Valley Open; 3 — NIKE Louisiana Open; T4 — NIKE San Jose Open; T6 — NIKE Dominion Open.

BEST CAREER PGA TOUR FINISH: T35—1998 Deposit Guaranty Classic

BEST 1998 PGA TOUR FINISH: T35—1998 Deposit Guaranty Classic

1998 SEASON: Named NIKE TOUR Player of the Month for June...rocked the golf world by shooting a 59 in the second round of the NIKE Miami Valley Open, matching Notah Begay's NIKE TOUR record 59 established three weeks earlier at the NIKE Dominion Open...three-putted the final hole from 25 feet for his record-setting round, missing a chance for 58 from three feet...set the Heatherwoode Golf Club course record with his 11-under-par round...went on to tie for second at Miami Valley after leading the tournament at the 36-hole and 54-hole marks...fired a final-round 71 to wind up two strokes back of winner Craig Bowden...followed up his 59 with a 67 in the third round to establish a NIKE TOUR record score of 126 for 36 holes (14-under par)...continued his outstanding play with his first career NIKE TOUR win a week later at the NIKE Cleveland Open, where he finished 18-under-par to win by one...trailed Dennis Paulson by two strokes entering the final round, but posted a 7-under-par 65 to collect the first-place check of \$40,500 and vault into the No. 1 slot on the money list with \$101,578...had just one top-10 finish after Cleveland, a tie for fourth at the NIKE San Jose Open, where he missed a playoff by a single stroke...was a collective 43-under-par for his four tournaments in the month of June...made the cut in 17 of 25 events with five top-10s and nine top-25 finishes.

CAREER HIGHLIGHTS: Rookie on the NIKE TOUR in 1998...played in 10 events as a non-member on the NIKE TOUR entering 1998, with his best finish being a tie for sixth in the 1996 NIKE Omaha Classic...has played in four PGA TOUR events and made the cut in three...best finish was tied for 35 at the 1998 Deposit Guaranty Classic.

PERSONAL: He and his father started playing golf together at age five...says his hero is Bruce Lietzke.

NIKE TOUR CAREER SUMMARY								PLAYOFF RECORD: 0-0	
Year	Events Played	Cuts Made	1st	2nd	3rd	Top 10	Top 25	Earnings	Rank
1991	1	1					1	\$1,563	193
1992	1								
1993	1	1						\$490	263
1995	1								
1996	4	3				1	2	\$10,313	121
1997	2	1						\$150	289
1998	25	17	1	1	1	5	9	\$128,052	15
Total	35	23	1	1	1	6	12	\$140,567	
PGA TOUR CAREER SUMMARY								PLAYOFF RECORD: 0-0	
1995	1	1						\$2,309	338
1996	1	1						\$2,030	371
1997	1								
1998	1	1						\$6,045	303
Total	4	3						\$10,384	
COMBINED TOTAL MONEY:								\$150,951	

DOUG DUNAKEY...continued

1998 NIKE TOUR STATISTICS

Scoring Average	70.69	(26)
Driving Distance	281.3	(42)
Driving Accuracy Percentage	63.6	(65)
Total Driving	107	(42T)
Greens in Regulation Pct.	69.2	(15T)
Putting Average	1.766	(22T)
Sand Save Percentage	48.2	(76)
Eagles (Holes per)	168.0	(47T)
Birdies Average	4.01	(4T)
All-Around Ranking	297	(15)
Scoring Average Before Cut	70.78	(31T)
Scoring Average 3rd Round	70.29	(37)
Scoring Average Final Round	70.82	(30T)
Birdies Conversion %	32.2	(13)
Par Breakers	22.9	(5)

1998 MISCELLANEOUS NIKE TOUR STATISTICS


1998 Low Round: 59: 1998 NIKE Miami Valley Open/2
 Career Low Round: 59: 1998 NIKE Miami Valley Open/2
 Career Largest Paycheck: \$40,500: 1998 NIKE Cleveland Open/1

1998 PGA TOUR STATISTICS

Scoring Average	71.09	(N/A)
Driving Distance	281.5	(N/A)
Driving Accuracy Percentage	66.1	(N/A)
Total Driving		(N/A)
Greens in Regulation Pct.	75.0	(N/A)
Putting Average	1.741	(N/A)
Sand Save Percentage	71.4	(N/A)
Birdies Average	3.50	(N/A)
Scoring Average Before Cut	70.00	(N/A)
Scoring Average 3rd Round	70.00	(N/A)
Scoring Average Final Round	70.00	(N/A)
Birdies Conversion %	25.9	(N/A)
Par Breakers	19.4	(N/A)

1998 MISCELLANEOUS PGA TOUR STATISTICS

1998 Low Round: 68: 1998 Deposit Guaranty Golf Classic/2
 Career Low Round: 68: 1998 Deposit Guaranty Golf Classic/2
 Career Largest Paycheck: \$6,045: 1998 Deposit Guaranty Golf Classic/T35



Stuart Appleby, a winner in his first-ever NIKE TOUR start, earned his second PGA TOUR title with his one-stroke victory in last year's Kemper Open.

1998 NIKE TOUR TOURNAMENT SUMMARIES/HISTORIES

SECTION 3

1998 NIKE LAKELAND CLASSIC



Grasslands G&CC, Lakeland, FL
Par: 36-36-72 Yards: 7,040

Purse: \$225,000
January 8-11, 1998

LEADERS: First Round—Jay Overton, at 7-under-par 65, led by one stroke over Tom Shaw, Casey Martin, Sean Murphy, Pat Bates, Vance Veazey, Doug Dunakey and Greg Leshner. Tim Conley, Robin Freeman, Chris Couch and Tim Loustalot were two strokes back. **Second Round**—Bates, at 10-under-par 134, led by one stroke over Michael Clark, Couch, Jeff Brehaut, Woody Austin, Martin and Gary Koch. **Third Round**—Martin, at 16-under-par 200, led Austin by two strokes. Steve Lamontagne, Jeff Julian, Mike Small and Dave Schreyer were three back.

CUT: 65 players at 4-under-par 140 from a field of 144.

PRO-AM: \$2,500. Individual—Adam Spring, Don Reese, 66, \$225 each. Team—Don Reese, 48, \$250.



WEATHER: The start of Thursday's opening round was delayed four-and-one-half hours due to rain. Play was suspended at 5:55 p.m. due to darkness with 72 players on the course. First-round play resumed at 8:00 a.m. Friday under partly cloudy skies with temperatures in the low 70s. Friday's play was suspended at 6:00 p.m. due to darkness with 72 players on the course. The second round resumed at 7:45 a.m. Saturday. Lift-clean-and-place rules were in effect for the first two rounds. The third round began at 1:00 p.m. Saturday, and play was suspended at 6:03 p.m. with 20 players on the course. The third round resumed at 7:50 a.m. Sunday, and the fourth round began at 9:30 a.m. Sunny Sunday, with highs in the low 70s.

Winner: Casey Martin 66-69-65-69 269 \$40,500.00

Steve Lamontagne	2	69-69-65-67	270	\$25,537.50	John Maginnes	T32	70-66-72-72	280	\$1,237.50
Jeff Julian	3	69-69-65-69	272	\$18,562.50	Hugh Royer III	T32	72-68-71-69	280	\$1,237.50
Pete Jordan	T4	69-70-65-69	273	\$12,000.00	Bud Still	T32	70-69-68-73	280	\$1,237.50
Gary Koch	T4	68-67-69-69	273	\$12,000.00	Brian Tennyson	T32	69-69-72-70	280	\$1,237.50
Tom Scherrer	T4	68-71-69-65	273	\$12,000.00	Tim Conley	T38	67-71-71-72	281	\$967.50
Marco Gortana	T7	69-69-67-69	274	\$7,875.00	Scott Ford	T38	68-68-74-71	281	\$967.50
Charlie Rymer	T7	68-70-71-65	274	\$7,875.00	Robin Freeman	T38	67-73-70-71	281	\$967.50
Mike Small	T7	70-67-66-71	274	\$7,875.00	Jeff Gallagher	T38	69-68-69-75	281	\$967.50
Keith Fergus	T10	69-67-70-69	275	\$5,062.50	Charles Raulerson	T38	69-71-69-72	281	\$967.50
Dave Schreyer	T10	70-66-67-72	275	\$5,062.50	Mike Smith	T38	70-69-68-74	281	\$967.50
Woody Austin	T12	69-66-67-74	276	\$3,408.75	Pat Bates	T44	66-68-73-75	282	\$720.00
Mike Brisky	T12	69-71-65-71	276	\$3,408.75	Mark Brown	T44	70-70-72-70	282	\$720.00
Joey Gullion	T12	70-69-69-68	276	\$3,408.75	Doug Dunakey	T44	66-74-75-67	282	\$720.00
Ryan Howison	T12	68-70-71-67	276	\$3,408.75	Jay Overton	T44	65-71-73-73	282	\$720.00
Greg Leshner	T12	66-71-70-69	276	\$3,408.75	Chris Riley	T44	70-69-66-77	282	\$720.00
Bob Sowards	T12	70-70-68-68	276	\$3,408.75	Brent Schwarrock	T44	68-70-77-67	282	\$720.00
Don Walsworth	18	71-68-68-70	277	\$2,812.50	Vance Veazey	50	66-71-73-73	283	\$630.00
Ben Bates	T19	71-67-73-67	278	\$2,362.50	Eric Booker	51	70-69-72-73	284	\$607.50
Curt Byrum	T19	70-70-69-69	278	\$2,362.50	Joey Snyder	T52	70-68-70-77	285	\$562.50
Paul Claxton	T19	71-69-73-65	278	\$2,362.50	John Stone	T52	70-68-73-74	285	\$562.50
Chris Couch	T19	67-68-75-68	278	\$2,362.50	Jim Thorpe	T52	69-70-74-72	285	\$562.50
Tim Loustalot	T19	67-69-73-69	278	\$2,362.50	Andy Bean	T55	68-72-71-75	286	\$472.50
Tom Shaw	T19	66-73-68-71	278	\$2,362.50	Harrison Frazer	T55	71-69-72-74	286	\$472.50
Michael Walton	T19	69-70-70-69	278	\$2,362.50	Ernie Gonzalez	T55	70-70-73-73	286	\$472.50
Brian Bateman	T26	71-68-71-69	279	\$1,642.50	Perry Moss	T55	71-69-72-74	286	\$472.50
Jeff Brehaut	T26	68-67-73-71	279	\$1,642.50	Chris Stutts	T55	69-71-75-71	286	\$472.50
Michael Clark	T26	68-67-70-74	279	\$1,642.50	John Kernohan	T60	69-70-72-76	287	\$393.75
Joe Daley	T26	70-70-66-73	279	\$1,642.50	Patrick Lee	T60	68-71-75-73	287	\$393.75
Steve Hart	T26	72-67-73-67	279	\$1,642.50	Rick Price	62	70-69-73-76	288	\$360.00
Sean Murphy	T26	66-74-71-68	279	\$1,642.50	Mark Hensby	T63	70-70-74-75	289	\$326.25
Eric Johnson	T32	70-68-69-73	280	\$1,237.50	Ivan Smith	T63	70-67-74-78	289	\$326.25
Jimmy Johnston	T32	69-68-68-75	280	\$1,237.50	Robert Floyd	65	70-69-77-74	290	\$292.50

The following players did not finish (C=cut, W=withdrew, D=disqualified)

C—141- Chris M. Anderson, Craig Barlow, Marco Dawson, Michael Flynn, Lan Gooch, Jeff Gove, Craig Kanada, David Kirkpatrick, Greg Kraft, Michael Muehr, Carl Paulson, Don Reese, Geoffrey Sisk, Rocky Walcher, Joe Walsh. 142- Craig Bowden, Danny Briggs, Danny Edwards, Stiles Mitchell, Dennis Paulson, David Peoples, Matt Peterson, Sam Randolph, Mike Sullivan. 143- David Bartman, Bart Bryant, Trey Coker, Jay Davis, Scott Dunlap, John Elliott, Jim Estes, James Gilleon, Kevin Johnson, Arden Knoll, Keith Nolan, Ted Schulz, Mike Sposa, Ray Stewart, Adrian Stills, Dennis Zinkon. 144- Billy Anderson, Emlyn Aubrey, Gene Fieger, Tom Garner, Todd Gleaton, Jimmy Green, Mike Heinen, Greg Twigg, Denis Watson. 145- Mike Bender, Roy Biancalana, Terry Dill, Dick Mast, Kevin Riley, Gary Rusnak, Tony Sills, Lance Ten Broeck. 146- Lon Hinkle, Jeffrey Lankford, Joe Ogilvie, Jay Williamson. 147- Billy Downes, John Hickson, John Mazza, Miles McConnell, Fran Quinn, Bill Shriver, Mario Tiziani, John Wells. 148- Bob Ford, Adam Spring. 149- Will Frantz. 150- Joe Gutterman, Mike Wilson. 152- Bruce Vaughan. 153- Patrick Drummond, Steve Knott. D—72- David Berganio, Jr. 73- Jeff Fujimoto.

NIKE LAKELAND CLASSIC



TOURNAMENT HISTORY

Year	Winner	Score	Runner-up	Score	Location	Par/Yards
1997	Ryan Howison	269	Mark Carnevale	272	Grasslands G&CC, Lakeland, FL	72/7040
1998	Casey Martin	269	Steve Lamontagne	270	Grasslands G&CC, Lakeland, FL	72/7040

Tournament Record:	269 —Ryan Howison (1997), Casey Martin (1998)
Course Record:	64 —Dan Pelczarski (1997)
36-hole Record:	131 —Ryan Howison (1997)
54-hole Record:	200 —Ryan Howison (1997); Casey Martin (1998)

NIKE LAKELAND CLASSIC NOTES

Lan Gooch made the first hole-in-one of the 1998 NIKE TOUR season when he holed a 9-iron at the 143-yard 10th hole at The Grasslands G&CC during the first round of the NIKE Lakeland Classic. What's more, the ace came on his first swing of the season, having begun his round on the back-nine.

When **Steve Lamontagne** finished second at last year's NIKE Lakeland Classic, it marked the third time in nine events that he finished runner-up in a NIKE TOUR event. He finished second in the 1997 NIKE Permian Basin Open and tied for second in the NIKE San Jose Open before finishing a stroke behind **Casey Martin** to open the 1998 season.

Tom Shaw, Jr. recorded the longest birdie streak on the 1998 NIKE TOUR when he posted six consecutive during the first round of the NIKE Lakeland Classic.

1998 NIKE SOUTH FLORIDA CLASSIC



Palm-Aire CC (Palm Course), Pompano Beach, FL
Par: 35-35-70 Yards: 6,849

Purse: \$225,000
January 15-18, 1998

LEADERS: First Round—Scott Dunlap shot a 6-under-par 64 to lead Woody Austin and Eric Johnson by two strokes. Ten players were tied for fourth at 3-under-par 67. **Second Round**—Chris Riley, at 8-under-par 132, led Austin and Don Reese by one stroke. Gary Rusnak was two strokes back. **Third Round**—Reese, at 11-under-par 199, led Johnson and Riley by one stroke. Rusnak and Ben Bates were two strokes back.



CUT: 66 players at even-par 140 from a field of 144.

PRO-AM: \$2,500. Individual—Scott Dunlap, 63, \$250. Team—Andy Bean, 44, \$250.

WEATHER: Overcast Thursday and Friday, with highs in the mid 70s. Partly sunny Saturday and Sunday, with highs near 70.

Winner: Eric Johnson 66-71-63-67 267 \$40,500.00

Chris Riley	2	67-65-68-69	269	\$25,537.50	Jimmy Johnston ..	T32	71-68-68-70	277	\$1,215.00
Tommy Armour III	T3	69-67-66-68	270	\$14,812.50	Steve Lamontagne	T32	73-66-68-70	277	\$1,215.00
Woody Austin	T3	66-67-69-68	270	\$14,812.50	Taylor Smith	T32	70-67-70-70	277	\$1,215.00
Don Reese	T3	67-66-66-71	270	\$14,812.50	Adam Spring	T32	72-68-67-70	277	\$1,215.00
Sean Murphy	T6	70-66-68-67	271	\$9,000.00	Eric Booker	T39	71-69-69-69	278	\$990.00
Deane Pappas	T6	70-69-68-64	271	\$9,000.00	Danny Edwards	T39	67-73-68-70	278	\$990.00
Jim Thorpe	T6	68-67-68-68	271	\$9,000.00	Tom Scherrer	T39	70-70-67-71	278	\$990.00
Brian Tennyson	9	68-69-68-67	272	\$6,750.00	R.J. Nakashian	42	68-67-74-70	279	\$900.00
Joe Daley	T10	67-71-69-66	273	\$3,947.15	Craig Bowden	T43	72-66-70-72	280	\$739.29
Dennis Paulson	T10	71-67-66-69	273	\$3,947.15	P.J. Cowan	T43	71-67-72-70	280	\$739.29
Ben Bates	T10	68-68-65-72	273	\$3,947.14	Jeff Gove	T43	69-70-70-71	280	\$739.29
Jim Estes	T10	69-67-67-70	273	\$3,947.14	Bob Sowards	T43	70-68-76-66	280	\$739.29
Greg Kraft	T10	71-65-69-68	273	\$3,947.14	Brian Bateman	T43	69-68-73-70	280	\$739.28
Gary Rusnak	T10	67-67-67-72	273	\$3,947.14	Mike San Filippo ..	T43	70-70-71-69	280	\$739.28
Ivan Smith	T10	69-71-65-68	273	\$3,947.14	Joey Snyder	T43	68-69-71-72	280	\$739.28
Dave Schreyer	T17	70-69-71-64	274	\$2,761.88	Chris M. Anderson	T50	68-67-74-72	281	\$585.00
Chris Stutts	T17	70-68-70-66	274	\$2,761.88	Mike Heinen	T50	73-66-68-74	281	\$585.00
Perry Moss	T17	69-71-69-65	274	\$2,761.87	Ryan Howison	T50	73-67-70-71	281	\$585.00
Gary Nicklaus	T17	67-69-69-69	274	\$2,761.87	Jeff Julian	T50	71-68-74-68	281	\$585.00
John Kernohan	21	68-69-68-70	275	\$2,475.00	Dicky Pride	T50	70-69-72-70	281	\$585.00
Danny Briggs	T22	69-69-67-71	276	\$1,863.00	Tim Conley	T55	69-69-74-70	282	\$472.50
Gene Fieger	T22	70-69-66-71	276	\$1,863.00	Keith Nolan	T55	69-71-73-69	282	\$472.50
Robert Floyd	T22	68-68-70-70	276	\$1,863.00	Charles Raulerson	T55	69-69-71-73	282	\$472.50
Patrick Lee	T22	68-67-68-73	276	\$1,863.00	Hugh Royer III	T55	73-67-69-73	282	\$472.50
Greg Leshner	T22	68-72-65-71	276	\$1,863.00	Bud Still	T55	72-68-73-69	282	\$472.50
Tim Loustalot	T22	70-69-68-69	276	\$1,863.00	Emlyn Aubrey	T60	71-69-72-71	283	\$371.25
David Peoples	T22	68-69-70-69	276	\$1,863.00	Marco Gortana	T60	72-68-66-77	283	\$371.25
Bobby Wadkins	T22	75-64-68-69	276	\$1,863.00	Craig Perks	T60	75-65-71-72	283	\$371.25
Fred Wadsworth	T22	72-67-67-70	276	\$1,863.00	Tom Shaw	T60	71-68-73-71	283	\$371.25
Rocky Walcher	T22	67-70-67-72	276	\$1,863.00	Shawn Kelly	64	70-70-74-71	285	\$315.00
Chris Couch	T32	67-71-71-68	277	\$1,215.00	Chris Zambri	65	72-67-74-73	286	\$292.50
Scott Dunlap	T32	64-71-72-70	277	\$1,215.00	Jay Davis	66	68-70-77-73	288	\$270.00
Steve Hart	T32	68-72-71-66	277	\$1,215.00					

The following players did not finish (C=cut, W=withdrew, D=disqualified)

C—141- JC Anderson, George Burns, Paul Claxton, Richard Coughlan, Terry Dill, Mike Donald, Jimmy Green, Ed Humenik, Kevin Johnson, John Maginnes, Dick Mast, Bobby Politt, Kevin Riley, Gene Sauers, Geoffrey Sisk, Mike Smith, Mike Sposa, John Stone, Lance Ten Broeck, Dennis Zinkon. 142- Andy Bean, Jeff Brehaut, Curt Byrum, Kent Jones, Jim Karr, Michael Muehr, Chris Patton, Charlie Rymer, Mike Sma I, Denis Watson. 143- Bob Ford, Robert Friend, Craig Kanada, Joe Ogilvie, Sam Randolph, Brent Schwarrock, Dan Stone, Jim Weeden. 144- Michael Allen, Jon Chaffee, Trey Coker, Thomas Fallon, Gary Groh, Bunky Henry, Lon Hinkle, Scott Parel, Steve Schneider, Patrick Sheehan, Don Walsworth. 145- Steve Haskins, Mark Hensby, Guy Hill, Steve Sawtell, Ted Schulz, Greg Twigg, Joe Walsh, Ron Whittaker. 146- Pat Bates, Michael Clark, Jeffrey Lankford, John Paesani. 147- Ernie Gonzalez, Casey Martin, Carl Paulson, Fran Quinn, Steve Scott, Tony Sills. 148- John Elliott, Alan Morin, Brett Quigley. 150- Mike Anderson, Bob Menne. 153- Jerry Heard. 163- Kevin Terry. W—72- Frank Dobbs. 78- Todd Gleaton, Matt Gogel, Stiles Mitchell. D—David Berganio, Jr.

NIKE SOUTH FLORIDA CLASSIC



TOURNAMENT HISTORY

Year	Winner	Score	Runner-up	Score	Location	Par/Yards
NIKE SOUTH FLORIDA CLASSIC						
1998	Eric Johnson	267	Chris Riley	269	Palm-Aire CC (Palm Course), Pompano Beach, FL	70/6849

Tournament Record:	267—Eric Johnson (1998)
Course Record:	63—Eric Johnson (1998)
36-hole Record:	132—Chris Riley (1998)
54-hole Record:	199—Don Reese (1998)

NIKE SOUTH FLORIDA CLASSIC NOTES

When **Deane Pappas** fired a 6-under-par 64 in the final round of last year's NIKE South Florida Classic to finish tied for sixth, it marked his first top-10 finish of the year. After missing the cut in his next tournament, he ran off five consecutive top-10s to begin the year with six in his first seven events.

Eric Johnson, who won his second career NIKE TOUR title at last year's NIKE South Florida Classic, set the Palm-Aire CC Palm Course record for 18 holes with a 7-under-par 63 in the third round.

Palm-Aire CC's second hole, a 470-yard, par-4, was the third toughest hole on the 1998 NIKE TOUR, playing to a stroke average of 4.401. For the week, there were only 13 birdies recorded, compared to 149 bogeys and 15 double-bogeys.

1998 NIKE GREATER AUSTIN OPEN



The Hills CC, Austin, TX
Par: 36-36-72 Yards: 6,954

Purse: \$225,000
March 5-8, 1998

LEADERS: First Round—Michael Allen shot a 6-under-par 66 to lead by one stroke over eight players. **Second Round**—Chris Zambri and amateur Brad Elder, at 9-under-par 135, led by one stroke over Charlie Rymer and Keith Fergus. **Third Round**—Allen, Rymer and Gene Sauers were tied for the lead at 12-under-par 204. Fergus and Zambri were one back.



CUT: 64 players at 1-under-par 143 from a field of 144.

PRO-AM: \$2,500. Individual—Robin Freeman, 66, \$250. Team—Bud Still, 50, \$250.

WEATHER: Clear skies Thursday, with temperatures reaching 80 degrees. Cloudy and cooler Friday, with high temperatures in the low 60s. Cloudy and cool Saturday, with a high in upper 60s. Partly sunny Sunday, with a high in the low 50s, but sustained winds in excess of 40 mph dropped the wind chill to the low 20s.

Winner: Michael Allen 66-72-66-76 280 \$40,500.00

Gene Sauers	T2	70-69-65-78	282	\$22,050.00	Chris Riley	T29	74-68-73-76	291	\$1,438.50
Chris Zambri	T2	68-67-70-77	282	\$22,050.00	Ty Armstrong	T34	73-70-73-76	292	\$1,170.00
Darrett Brinker	4	68-71-69-75	283	\$14,062.50	Craig Bowden	T34	71-69-72-80	292	\$1,170.00
Keith Fergus	T5	68-68-69-79	284	\$10,968.75	Alan Bratton	T34	72-71-71-78	292	\$1,170.00
Don Walsworth	T5	67-71-70-76	284	\$10,968.75	Jay Davis	T34	70-69-74-79	292	\$1,170.00
Paul Claxton	T7	71-70-67-77	285	\$8,437.50	Jimmy Green	T34	74-68-73-77	292	\$1,170.00
Jay Williamson	T7	72-68-71-74	285	\$8,437.50	Jon Levitt	T34	71-70-75-76	292	\$1,170.00
Curt Byrum	T9	73-67-70-76	286	\$4,905.00	Mark Wurtz	T34	71-71-71-79	292	\$1,170.00
Jeff Julian	T9	68-69-74-75	286	\$4,905.00	Danny Edwards	T41	75-67-76-75	293	\$900.00
Greg Leshner	T9	71-71-68-76	286	\$4,905.00	Jim Estes	T41	69-68-73-83	293	\$900.00
Michael Muehr	T9	68-72-70-76	286	\$4,905.00	Brian Gay	T41	71-72-69-81	293	\$900.00
Denis Watson	T9	72-67-71-76	286	\$4,905.00	Eric Johnson	T41	70-71-73-79	293	\$900.00
Charlie Rymer	T14	71-65-68-83	287	\$3,487.50	Lance Ten Broeck	T41	71-70-75-77	293	\$900.00
Brad Elder	T14	70-65-71-81	287	Amateur	Stiles Mitchell	T46	74-68-71-81	294	\$742.50
Mark Hensby	T16	69-72-70-77	288	\$3,031.88	Tom Shaw	T46	69-71-74-80	294	\$742.50
Bud Still	T16	73-68-71-76	288	\$3,031.88	P.J. Cowan	T48	73-70-70-82	295	\$530.00
Casey Martin	T16	69-69-72-78	288	\$3,031.87	John Elliott	T48	72-69-71-83	295	\$530.00
Carl Paulson	T16	70-73-68-77	288	\$3,031.87	Randy Petri	T48	67-72-74-82	295	\$630.00
Pat Bates	T20	69-72-70-78	289	\$2,418.75	Kevin Riley	T48	67-70-73-85	295	\$630.00
Michael Flynn	T20	68-72-72-77	289	\$2,418.75	Bob Sowards	T48	71-70-72-82	295	\$630.00
Robin Freeman	T20	71-70-66-82	289	\$2,418.75	Greg Twiggs	T48	74-69-75-77	295	\$630.00
Ryan Howison	T20	75-68-70-76	289	\$2,418.75	John Wilson	T48	71-72-76-76	295	\$630.00
Dave Stockton, Jr.	T20	73-68-74-74	289	\$2,418.75	Jerry Foltz	T55	67-75-78-77	297	\$517.50
Dennis Zinkon	T20	72-67-71-79	289	\$2,418.75	Bobby Gage	T55	69-72-76-80	297	\$517.50
David Berganio, Jr.	T26	71-70-70-79	290	\$1,912.50	Harry Taylor	T55	70-71-75-81	297	\$517.50
Terry Dill	T26	71-70-75-74	290	\$1,912.50	David McCampbell	58	68-72-79-79	298	\$472.50
David Peoples	T26	69-74-67-80	290	\$1,912.50	Chris M. Anderson	59	70-71-75-84	300	\$450.00
Dan Bateman	T29	73-70-74-74	291	\$1,498.50	JC Anderson	T60	72-70-78-82	302	\$416.25
Steve Hart	T29	68-73-74-76	291	\$1,498.50	Steve Lamontagne	T60	71-70-78-83	302	\$416.25
Steve Haskins	T29	67-73-74-77	291	\$1,498.50	Michael Walton	62	69-74-76-84	303	\$382.50
Sean Murphy	T29	68-74-72-77	291	\$1,498.50	John Stone	63	69-74-76-88	307	\$360.00

The following players did not finish (C=cut, W=withdrew, D=disqualified)

C—144- Eric Booker, Kevin Johnson, Perry Moss, Matt Peterson, Dave Schreyer, Tony Sills, Brian Tennyson. **145-** Gary Blevins, Ren Budde, Kevin Burton, James Gilleon, Matt Gogel, Jeff Gove, Joey Gullion, Tom Harding, John Maginnes, Joe Ogilvie, Charles Raulerson, Don Reese, Mike Sullivan, Rocky Walcher, Rob Wilkin. **146-** Cameron Beckman, Bob Boyd, Rod Butcher, Patrick Lee, Brett Nutt, Dennis Paulson, Shawn Savage, Steve Schneider, Taylor Smith, Howard Twitty, Stan Utley, Deron Zinnecker. **147-** Emlyn Aubrey, Jeff Brehaut, Danny Briggs, Tim Conley, Chris Couch, Doug Dunakey, Pat Fitzsimons, Jerry Heard, Keith Lundquist, Dwight Nevil, Deane Pappas, Geoffrey Sisk. **148-** Slade Adams, Woody Austin, Todd Gleaton. **149-** Bob Burns, Tim Loustalot, Joey Snyder, Adam Spring, Chris Stutts. **150-** Trey Coker, Mike Heinen. **151-** Eric Bogar, Brian Claar, Mark Hayes, Barry Jaeckel, Mark Klement, Brent Schwarrock, Robby Ware, Gary Webb. **152-** Brian Bateman, Bob Ford, Jeff Fujimoto, John Kernohan, Sam Randolph. **153-** Robert Thompson. **154-** Joel Fults, Craig Kanada, Steve Parker, Fred Wadsworth. **155-** Philip Miranda, Mike Troyer. **157-** Joe Walsh. **159-** Paul Neeman. **W—76-** Russell Beiersdorf, Gary Rusnak. **220-** Bill Britton.

NIKE GREATER AUSTIN OPEN



TOURNAMENT HISTORY

Year	Winner	Score	Runner-up	Score	Location	Par/Yards
NIKE GREATER AUSTIN OPEN						
1997	~Eric Booker	140	Brian Kamm	141	The Hills CC, Austin, TX	72/6954
1998	Michael Allen	280	Gene Sauers Chris Zambri	282	The Hills CC, Austin, TX	72/6954

Tournament Record: 280—Michael Allen (1998)
 Course Record: 65—Brad Elder, Charlie Rymer, Gene Sauers (all 1998)
 36-hole Record: 135—Chris Zambri, Brad Elder (1998)
 54-hole Record: 204—Michael Allen, Charlie Rymer, Gene Sauers (all 1998)

KEY: ~ = Weather-shortened

NIKE GREATER AUSTIN OPEN NOTES

The final round of the 1998 NIKE Greater Austin Open was played in 50-degree temperatures and 40-m.p.h winds causing the wind chill factor to fall into the low-20s. The trying conditions resulted in a stroke average of 78.540, making it the third toughest round in the history of the NIKE TOUR in terms of scoring average. The second round of the 1991 South Texas Open was the toughest at 81.136, while the third round of that same tournament was third toughest at 80.891. A total of 21 players shot 80 or higher, while the lowest round of the day was 2-over-par 74.

The course record of 7-under-par 65 was recorded three times during last year's tournament. **Charlie Rymer** and amateur **Brad Elder** each shot 65 during the second round to better the 5-under-par 67 recorded by **Esteban Toledo** in 1997. **Gene Sauers** fired a matching 65 in the third round.

Eric Booker's first professional victory in the 1997 NIKE Greater Austin Open did not come as he had expected. When play got underway Saturday, Booker shot a 3-under-par 69 to share the lead with **Barry Conser**. Booker completed play Sunday at 1:00 p.m. and waited to see if any player from the afternoon groupings would top his 140 total. "I pictured a long winning putt on the 18th green with my caddie jumping on me," said Booker. Booker spent the afternoon having lunch away from the course and going to a workout facility. He returned to hit range balls in the event of a playoff, which was not needed as he won by one stroke.

1998 NIKE MONTERREY OPEN



Club Campestre, Garza Garcia, N.L., Mexico
Par: 36-36-72 Yards: 7,070

Purse: \$250,000
March 19-22, 1998

LEADERS: First Round—Kevin Riley shot an 8-under-par 64 to lead by one stroke over Robin Freeman, Chris Riley and Ben Walter. **Second Round**—Amateur Sergio Garcia, at 11-under-par 133, held a one-stroke lead over Freeman and a two-stroke margin over Robert Floyd. **Third Round**—Oscar Serna, at 12-under-par 204, held a one-stroke lead over John Elliott, with Charles Raulerson two strokes back.



CUT: 61 players at 1-under-par 143 from a field of 144.

PRO-AM: \$2,500. Individual—Sean Murphy, 67, \$250. Team—Greg Twiggs, Charlie Rymer, 49, \$225 each.

WEATHER: Sunny and clear all week, with highs in the low 80s Thursday, Friday and Sunday and in the mid 70s Saturday.

Winner: Joe Ogilvie 70-68-70-66 274 \$45,000.00

Jaxon Brigman	T2	70-70-71-65	276	\$16,500.00	Anthony Painter ..	T31	73-69-72-70	284	\$1,537.50
John Elliott	T2	69-68-68-71	276	\$16,500.00	Dennis Paulson ...	T31	70-71-72-71	284	\$1,537.50
Robin Freeman	T2	65-69-73-69	276	\$16,500.00	Greg Twiggs	T31	72-70-68-74	284	\$1,537.50
Perry Moss	T2	68-70-71-67	276	\$16,500.00	Michael Allen	T35	73-69-72-71	285	\$1,375.00
Chris Riley	T2	65-71-72-68	276	\$16,500.00	Curt Byrum	T35	68-72-73-72	285	\$1,375.00
John Wilson	T2	66-74-68-68	276	\$16,500.00	Darrett Brinker	T37	70-73-74-69	286	\$1,125.00
Emlyn Aubrey	T8	71-68-69-69	277	\$6,375.00	Michael Flynn	T37	70-72-72-72	286	\$1,125.00
Deane Pappas	T8	71-71-67-68	277	\$6,375.00	Jeff Klein	T37	70-73-72-71	286	\$1,125.00
Craig Perks	T8	69-69-69-70	277	\$6,375.00	John Maginnes ...	T37	72-70-70-74	286	\$1,125.00
Charles Raulerson ..	T8	68-70-68-71	277	\$6,375.00	Tom Shaw	T37	70-71-72-73	286	\$1,125.00
Oscar Serna	T8	69-67-68-73	277	\$6,375.00	Taylor Smith	T37	68-75-67-76	286	\$1,125.00
Casey Martin	T13	69-71-70-68	278	\$3,875.00	Lance Ten Broeck	T37	71-72-72-71	286	\$1,125.00
David Seawell	T13	70-71-67-70	278	\$3,875.00	Rocky Walcher	T37	72-69-75-70	286	\$1,125.00
Michael Walton ...	T13	68-69-72-69	278	\$3,875.00	Notah Begay III ...	T45	70-73-73-71	287	\$831.25
Greg Leshner	T16	70-73-68-68	279	\$3,283.34	Doug Dunakey	T45	71-72-72-72	287	\$831.25
Patrick Lee	T16	72-70-69-68	279	\$3,283.33	Brian Gay	T45	74-69-73-71	287	\$831.25
Geoffrey Sisk	T16	71-68-70-70	279	\$3,283.33	Dave Schreyer	T45	71-69-73-74	287	\$831.25
Keith Fergus	T19	69-73-70-68	280	\$2,937.50	Chris M. Anderson	T49	71-72-76-69	288	\$700.00
Jeff Gove	T19	70-71-71-68	280	\$2,937.50	Matt Aycock	T49	74-69-75-70	288	\$700.00
Sergio Garcia	T19	66-67-75-72	280	Amateur	Dan Bateman	T49	71-72-75-70	288	\$700.00
Kevin Riley	T22	64-75-71-71	281	\$2,687.50	Bob Burns	T49	68-70-79-71	288	\$700.00
Joey Snyder	T22	68-68-72-73	281	\$2,687.50	Ryan Howison	T49	69-72-76-71	288	\$700.00
Pat Bates	T24	69-71-71-71	282	\$2,312.50	Mike Board	T54	70-73-77-69	289	\$600.00
Robert Floyd	T24	67-68-74-73	282	\$2,312.50	John Kernohan	T54	69-73-73-74	289	\$600.00
Bob Sowards	T24	67-73-70-72	282	\$2,312.50	Steve Lamontagne	T54	71-72-74-72	289	\$600.00
Mark Wurtz	T24	69-72-70-71	282	\$2,312.50	Jamie Neher	57	69-72-77-72	290	\$550.00
Jeff Brehaut	T28	68-74-70-71	283	\$1,875.00	Fred Wadsworth ..	58	70-73-75-73	291	\$525.00
Dave Stockton, Jr.	T28	72-69-71-71	283	\$1,875.00	Brian Tennyson ...	T59	71-72-72-77	292	\$487.50
Jay Williamson ...	T28	73-68-72-70	283	\$1,875.00	Ben Walter	T59	65-77-75-75	292	\$487.50
David Berganio, Jr.	T31	70-72-73-69	284	\$1,537.50	Jon Sinclair II	61	73-69-78-73	293	\$450.00

The following players did not finish (C=cut, W=withdrew, D=disqualified)

C—144- Danny Edwards, James Gilleon, Marco Gortana, Steve Hart, Mark Hensby, Jimmy Johnston, Sean Murphy, Carl Paulson, Sam Randolph, Gary Rusnak, Mike Small, Esteban Toledo, Dennis Zinkon. **145-** Rafael Alarcon, Kevin Johnson, Jeff Julian, David McCampbell, Joe Meade, Michael Muehr, Charlie Rymer, Brent Schwarrock, Adam Spring, Bo Stewart, Chris Stutts, Mike Sullivan, Stan Utley, Ron Whittaker. **146-** Eric Bogar, Paul Claxton, Billy Downes, Matt Gogel, Mike Heinen, Joe Walsh, Don Walsworth. **147-** Slade Adams, Eric Booker, Craig Bowden, Rod Butcher, Trey Coker, Gene Fieger, Bob Ford, Joey Gullion, Brian Hull, Jon Levitt, Cezar Perez, Steve Schneider, Bud Still, John Stone, Sixto Torres. **148-** Brian Bateman, Danny Briggs, Jeff Fujimoto, Walter Hartleben, Steve Haskins, Craig Kanada. **149-** Ty Armstrong, Steve Brady, John Johnson, Ron Philo, Jr., Fran Quinn, Anthony Rodriguez, Harry Taylor. **150-** Jay Davis, Pablo Deloimo, Kevin DeNike, Tom Harding, Stiles Mitchell, Jorge Perez-Leon, Wes Skaggs. **152-** Jose Bazaldua, Kevin Gai, Mike Sposa. **153-** Jeff Cook, Jerry Foltz. **154-** Octaviano Gonzalez. **155-** Dax Johnston. **156-** Patrick Boyd, David Jackson, Matt Rost. **157-** Pat Fitzsimons. **159-** Chris Couch. **160-** Miguel Quijano, Russell Beiersdorf.

NIKE MONTERREY OPEN



TOURNAMENT HISTORY

Year	Winner	Score	Runner-up	Score	Location	Par/Yards
NIKE MONTERREY OPEN						
1993	Olin Browne	276	Lon Hinkle Stan Utley	277	Club Campestre, Monterrey, Mexico	72/6869
1994	Scott Gump	269	Brian Henninger	270	Club Campestre, Monterrey, Mexico	72/6920
1995	*Stuart Appleby	273	Rafael Alarcon	273	Club Campestre, Monterrey, Mexico	72/6920
1996	David Berganio, Jr.	272	Rafael Alarcon Todd Demsey Jack O'Keefe Steve Rintoul	273	Club Campestre, Monterrey, Mexico	72/6925
1997	Mike Small	270	Mark Carnevale Chris DiMarco Brian Kamm	271	Club Campestre, Monterrey, Mexico	72/6945
1998	Joe Ogilvie	274	Jaxon Brigman John Elliott Robin Freeman Perry Moss Chris Riley John Wilson	276	Club Campestre, Monterrey, Mexico	72/7070

Tournament Record: 269—Scott Gump (1993)
 Course Record: 62—Chris Hunsucker (1994)
 36-hole Record: 132—Chris Hunsucker (1994)
 54-hole Record: 200—Steve Rintoul (1996)

Key: * = Playoff

NIKE MONTERREY OPEN NOTES

*An amateur either led or shared the 36-hole lead two weeks in a row on last year's NIKE TOUR. First, University of Texas senior **Brad Elder** shared the second-round lead with **Chris Zambri** at the NIKE Greater Austin Open. The following week, Spanish teenager **Sergio Garcia** led by one stroke after 36 holes of the NIKE Monterrey Open, where he eventually finished tied for 19th.*

***Harry Rudolph** became only the third player in NIKE TOUR history to record three eagles during a round when he accomplished the feat during the second round of the 1997 NIKE Monterrey Open. Two of his eagles came on par-5s, the other on a par-4.*

1998 NIKE LOUISIANA OPEN



Le Triomphe CC, Broussard, LA
Par: 36-36-72 Yards: 7,004

Purse: \$300,000
March 26-29, 1998

LEADERS: First Round—Eric Johnson and Woody Austin shot 4-under-par 68 to lead by one stroke over Doug Dunakey, Michael Clark, Stiles Mitchell and Jim Estes. **Second Round**—John Wilson fired a 7-under-par 65, for a 6-under-par 138 total, to lead by three strokes over Emlyn Aubrey. Wilson's round was the best of the day by five strokes. **Third Round**—Wilson added a 5-under-par 67, for an 11-under-par 205 total, to extend his lead to five strokes over Deane Pappas.



CUT: 68 players at 6-over-par 143 from a field of 145.

PRO-AM: Individual—Doug Dunakey, 68, \$250. Team—Eric Johnson, 47, \$250.

WEATHER: Partly cloudy and very windy Thursday and Friday. Winds reached 43 mph Friday. Partly cloudy through the weekend, with diminishing winds.

Winner: John Wilson 73-65-67-69 274 \$54,000.00

Steve Flesch	2	71-71-70-67	279	\$34,050.00	Paul Claxton	T35	73-71-70-77	291	\$1,470.00
Doug Dunakey	3	69-74-71-68	282	\$24,750.00	Jimmy Green	T35	73-73-72-73	291	\$1,470.00
Esteban Toledo	4	74-74-71-64	283	\$18,750.00	Jay Overton	T35	73-76-69-73	291	\$1,470.00
David Berganio, Jr.	T5	71-72-73-68	284	\$10,607.15	Carl Paulson	T35	76-71-73-71	291	\$1,470.00
Charlie Rymer	T5	75-74-68-67	284	\$10,607.15	Dave Stockton, Jr.	T35	76-72-74-69	291	\$1,470.00
Emlyn Aubrey	T5	71-70-72-71	284	\$10,607.14	Rocky Walcher	T35	71-74-74-72	291	\$1,470.00
Woody Austin	T5	68-75-72-69	284	\$10,607.14	Shane Bertsch	T41	71-75-74-72	292	\$1,140.00
Eric Booker	T5	75-70-68-71	284	\$10,607.14	Jim Estes	T41	69-75-74-74	292	\$1,140.00
Deane Pappas	T5	72-72-66-74	284	\$10,607.14	Jimmy Johnston	T41	71-74-72-75	292	\$1,140.00
Joey Snyder	T5	71-78-67-68	284	\$10,607.14	Don Reese	T41	78-72-73-69	292	\$1,140.00
Danny Briggs	12	73-71-69-72	285	\$5,250.00	Deron Zinnecker	T41	75-71-70-76	292	\$1,140.00
Pat Bates	T13	73-71-72-70	286	\$4,650.00	Jeff Brehaut	T46	71-77-72-73	293	\$915.00
Kevin Johnson	T13	76-73-69-68	286	\$4,650.00	Jeff Gove	T46	74-72-74-73	293	\$915.00
Sean Murphy	T13	72-72-72-70	286	\$4,650.00	Gene Sauers	T46	76-73-74-70	293	\$915.00
Chris Couch	T16	70-80-69-68	287	\$4,035.00	David Seawell	T46	78-72-72-71	293	\$915.00
Fran Quinn	T16	75-71-73-68	287	\$4,035.00	JC Anderson	T50	74-73-76-71	294	\$750.00
Kawika Cotner	T18	75-71-74-68	288	\$3,525.00	Ty Armstrong	T50	70-78-74-72	294	\$750.00
P.J. Cowan	T18	72-76-71-69	288	\$3,525.00	Robin Freeman	T50	77-72-75-70	294	\$750.00
Jeff Julian	T18	76-74-72-66	288	\$3,525.00	Stiles Mitchell	T50	69-78-76-71	294	\$750.00
Geoffrey Sisk	T18	72-74-70-72	288	\$3,525.00	Charles Raulerson	T50	79-71-76-68	294	\$750.00
Brian Bateman	T22	70-73-71-75	289	\$2,700.00	Taylor Smith	T50	75-72-69-78	294	\$750.00
Curt Byrum	T22	78-72-68-71	289	\$2,700.00	David Wedzik	T50	73-77-73-71	294	\$750.00
Keith Fergus	T22	70-73-72-74	289	\$2,700.00	Craig Bowden	T57	73-74-74-74	295	\$540.00
Mike Heinen	T22	74-72-71-72	289	\$2,700.00	Steve Hart	T57	77-72-74-72	295	\$540.00
Bradley Hughes	T22	77-73-68-71	289	\$2,700.00	Greg Leshner	T57	74-73-76-72	295	\$540.00
Steve Schneider	T22	73-73-67-76	289	\$2,700.00	John Maginnes	T57	73-77-69-76	295	\$540.00
Chris Zambri	T22	70-74-71-74	289	\$2,700.00	Perry Moss	T57	78-72-75-70	295	\$540.00
Michael Clark	T29	69-80-70-71	290	\$1,860.00	Bud Still	T57	73-77-76-69	295	\$540.00
Scott Dunlap	T29	77-71-71-71	290	\$1,860.00	Chris Stutts	T57	76-74-70-75	295	\$540.00
Mark Hensby	T29	77-72-69-72	290	\$1,860.00	Joey Gullion	64	73-74-74-75	296	\$420.00
Mike Sposa	T29	73-73-73-71	290	\$1,860.00	Chris Smith	65	70-79-73-75	297	\$390.00
Adam Spring	T29	76-72-73-69	290	\$1,860.00	Robert Floyd	66	75-74-77-75	301	\$360.00
Michael Walton	T29	73-73-71-73	290	\$1,860.00	Mike Sullivan	67	74-76-72-81	303	\$330.00

The following players did not finish (C=cut, W=withdrew, D=disqualified)

C—150- Tim Simpson. 151- Cliff Bailey, Jay Delsing, Todd Gleaton, Steve Haskins, Ryan Howison, Tim Loustalot, Casey Martin, Sam Randolph, Dave Rummells, Tony Sills. 152- Joe Daley, Allen Doyle, Bruce Fleisher, Eric Johnson, Craig Kanada, Joe Ogilvie, David Peoples, Chris Riley, Derek Sanders, Darron Stiles. 153- Robert Conrad, John Elliott, Gene Fieger, Patrick Lee, Ivan Smith, Stan Stopa, Dennis Zinkon. 154- Ben Bates, Marco Gortana, Brian Hull, Dave Schreyer, Brent Schwarzrock, Mike Small, Don Walsworth, Mark Wurtz. 155- Jay Davis, Jeffrey Lankford, John Robertson, Ted Schulz, Stan Utley, Denis Watson. 156- Michael Allen, Dave Barr, Ren Budde, Dennis Paulson, Matt Peterson, Gary Rusnak. 157- Chris M. Anderson, Lan Gooch, J.P. Hayes, Mark Hayes, John Kernohan, Tom Shaw, Kenneth Staton, Iain Steel. 158- Bob Boyd, Kevin Riley. 159- Douglas Bulliard, Kris Cox. 160- David Church, Mike Donald. 161- Trey Coker, Tim Conley, Matt Gogel, Jake Narro, Ron Philo, Jr., Joe Walsh. 162- Steve Jurgensen. 163- Bob Sowards. 164- Michael Muehr. 165- Rick Miller. 167- Joe Davis. W—73- Tom Scherrer. 76- Dan Bateman. 78- Brian Claar, Craig Perks.

NIKE LOUISIANA OPEN



TOURNAMENT HISTORY

Year	Winner	Score	Runner-up	Score	Location	Par/Yards
BEN HOGAN LOUISIANA OPEN						
1992	#Sean Murphy	200	Tony Grimes	201	Le Triomphe CC, Broussard, LA	72/6978
NIKE LOUISIANA OPEN						
1993	R.W. Eaks	273	Karl Kimball	275	Le Triomphe CC, Broussard, LA	72/6978
1994	Bill Porter	276	Brad Fabel	278	Le Triomphe CC, Broussard, LA	72/7004
1995	Stan Utley	268	Keith Fergus	270	Le Triomphe CC, Broussard, LA	72/7004
1996	Paul Stankowski	266	Greg Whisman	270	Le Triomphe CC, Broussard, LA	72/6978
1997	~Joe Daley	198	Bobby Wadkins	201	Le Triomphe CC, Broussard, LA	72/6954
1998	John Wilson	274	Steve Flesch	279	Le Triomphe CC, Broussard, LA	72/7004

Tournament Record: 266—Paul Stankowski (1996)
 Course Record: 62—Stan Utley (1995), Joe Daley (1997)
 36-hole Record: 129—Joe Daley (1997)
 54-hole Record: 198—Keith Fergus (1995); Sean Murphy (1996); Joe Daley (1997)

Key: # = 54-hole tournament

~ = Weather-shortened

NIKE LOUISIANA OPEN NOTES

The 452-yard, par-4, 13th hole at Le Triomphe CC was the toughest hole of the year on the 1998 NIKE TOUR, playing to a stroke average of 4.684. In fact, the hole is the third toughest in the history of the NIKE TOUR and the toughest on the NIKE TOUR since 1991. If that was not enough, the 189-yard, par-3, 16th hole was the second toughest hole on last year's NIKE TOUR, playing to a stroke average of 3.469.

The cut at last year's NIKE Louisiana Open was 6-over-par 150, making it the highest cut on the NIKE TOUR since 10-over-par 154 made the cut at the 1991 South Texas Open.

How good was **John Wilson's** 7-under-par 65 during the second round of last year's tournament? With winds reaching 43 m.p.h., he posted the only sub-70 round and the best of the day by five strokes. **Emlyn Aubrey** and **Eric Booker** had the next best rounds with a 2-under-par 70s.

1998 NIKE SHREVEPORT OPEN



Southern Trace CC, Shreveport, LA
Par: 36-36-72 Yards: 6,916

Purse: \$225,000
April 9-12, 1998

LEADERS: First Round—Charlie Rymer shot a 6-under-par 66 to lead by one stroke over Mark Hensby. **Second Round**—Eric Booker, at 7-under-par 137 following a 5-under-par 67, led by two strokes over Rymer and Tripp Isenhour. **Third Round**—Booker and Deane Pappas shared the lead at 10-under-par 206. They led by four strokes over Brian Kamm, Jimmy Green and Keith Fergus.



CUT: 58 players at 3-over-par 147 from a field of 144.

PRO-AM: Individual—Chris Stutts, 66, \$250. Team—Stiles Mitchell, 47, \$250.

WEATHER: Clear and windy Thursday, with winds reaching 24 miles per hour. Breezy and clear Friday. Beautiful Saturday and Sunday, with temperatures in the mid 70s. Winds picked up again Sunday, with gusts reaching 30 mph.

Winner: Vance Veazey 76-70-65-69 280 \$40,500.00

(Won playoff with birdie-4 on first extra hole)

John Wilson	2	72-69-71-68	280	\$25,537.50	Dicky Pride	T25	71-76-70-71	288	\$1,747.50
Brian Kamm	T3	68-73-69-71	281	\$16,312.50	Patrick Boyd	T31	68-79-69-73	289	\$1,350.00
Deane Pappas	T3	72-68-66-75	281	\$16,312.50	Steve Haskins	T31	72-75-74-68	289	\$1,350.00
Dennis Paulson	T5	74-69-69-71	283	\$10,968.75	Dave Rummells ...	T31	72-74-70-73	289	\$1,350.00
Doug Tewell	T5	76-69-68-70	283	\$10,968.75	Jeff Brehaut	T34	72-73-70-75	290	\$1,215.00
Jimmy Green	T7	73-69-68-74	284	\$8,437.50	Kelly Grunewald ..	T34	75-69-73-73	290	\$1,215.00
Craig Spence	T7	70-74-72-68	284	\$8,437.50	Jeff Julian	T34	74-70-75-71	290	\$1,215.00
Eric Booker	T9	70-67-69-79	285	\$4,905.00	Kevin Johnson	T37	74-73-72-72	291	\$1,102.50
Mark Hensby	T9	67-74-71-73	285	\$4,905.00	Mike Smith	T37	77-70-73-71	291	\$1,102.50
Ron Philo, Jr.	T9	74-70-67-74	285	\$4,905.00	Billy Downes	T39	74-71-67-80	292	\$990.00
Charlie Rymer	T9	66-73-72-74	285	\$4,905.00	Joe Ogilvie	T39	71-74-73-74	292	\$990.00
Mike Sposa	T9	74-73-67-71	285	\$4,905.00	Garrett Willis	T39	69-75-72-76	292	\$990.00
Jaxon Brigman	T14	71-71-70-74	286	\$3,123.00	John Elliott	T42	72-72-76-73	293	\$855.00
Tim Conley	T14	78-69-68-71	286	\$3,123.00	Geoffrey Sisk	T42	70-75-75-73	293	\$855.00
Keith Fergus	T14	72-70-68-76	286	\$3,123.00	Lance Ten Broeck ..	T42	77-70-71-75	293	\$855.00
Steve Hart	T14	72-71-69-74	286	\$3,123.00	John Maginnes	45	70-76-69-79	294	\$765.00
Chris Zambri	T14	70-75-69-72	286	\$3,123.00	Emlyn Aubrey	T46	72-72-74-77	295	\$675.00
Michael Clark	T19	72-70-71-74	287	\$2,418.75	Jay Davis	T46	76-70-72-77	295	\$675.00
Tripp Isenhour	T19	70-69-73-75	287	\$2,418.75	Robert Floyd	T46	72-75-75-73	295	\$675.00
Jimmy Johnston ..	T19	72-72-69-74	287	\$2,418.75	Bobby Gage	T46	69-71-74-81	295	\$675.00
Michael Muehr	T19	72-72-74-69	287	\$2,418.75	Mike Sullivan	T46	69-75-75-76	295	\$675.00
Craig Perks	T19	72-73-72-70	287	\$2,418.75	P.J. Cowan	T51	69-75-75-77	296	\$596.25
Michael Walton ...	T19	73-70-72-72	287	\$2,418.75	Steve Lamontagne ..	T51	71-74-72-79	296	\$596.25
Craig Barlow	T25	73-69-72-74	288	\$1,747.50	Kris Cox	T53	72-75-75-76	298	\$517.50
Craig Bowden	T25	73-71-70-74	288	\$1,747.50	Jim Estes	T53	78-69-76-75	298	\$517.50
Clark Dennis	T25	71-73-70-74	288	\$1,747.50	Don Reese	T53	73-73-72-80	298	\$517.50
Marco Gortana	T25	74-73-71-70	288	\$1,747.50	Dave Stockton, Jr. .	T53	71-72-75-80	298	\$517.50
Jeff Gove	T25	70-72-76-70	288	\$1,747.50	Fred Wadsworth ..	T53	75-71-77-75	298	\$517.50

The following players did not finish (C=cut, W=withdrew, D=disqualified)

C—148- Ty Armstrong, Ren Budde, Curt Byrum, Paul Gow, Eric Johnson, Jeffrey Lankford, Greg Leshner, Casey Martin, Sam Randolph, Chris Riley, Gene Sajers, Tom Scherrer. **149-** Darrett Brinker, Brian Claar, Paul Claxton, Allen Doyle, Doug Dunakey, Brian Gay, Matt Gogel, Lon Hinkle, Barry Jaekel, Craig Kanada, Perry Moss, Sean Murphy, Shawn Savage, Dave Schreyer, Tom Shaw, Taylor Smith, Brian Tennyson. **150-** Danny Briggs, Robert Gaus, John Kernohan, J.L. Lewis, Stiles Mitchell, Fran Quinn, Adam Spring, Rocky Walcher. **151-** John Dowdall, Mike Heinen, Arden Knoll, Patrick Lee, Charles Raulerson, Chris Stutts, Greg Twiggs. **152-** Chris M. Anderson, Ohmad Dan Bateman, Pat Bates, David Peoples, Steve Schneider, Tony Sills, Bud Still, Dennis Zinkon. **153-** Ryan Howison, Carl Paulson, Denis Watson, Chris Wollmann. **154-** Cliff Bailey, Joey Gullion, Rick Morton, Mark Schelbach, Stan Utley. **155-** Trey Coker, Jason Gore, Derek Sanders, Joey Snyder, Jay Williamson, Brian Wilson. **156-** Anthony Painter, Billy Pierot, Ivan Smith, Don Walsworth. **157-** Kawika Cotner, Tim Loustalot, Pete Mathews, Kevin Riley, Stan Stopa. **158-** Robin Freeman, Billy Joe Tolliver. **159-** Joe Walsh. **160-** Bob Sowards. **161-** Todd Gleaton. **162-** John Harless. **165-** Robert Garner, Jay McLelland. **D—77-** Bob Ralston. **291-** Brian Bateman, Woody Austin.

NIKE SHREVEPORT OPEN



TOURNAMENT HISTORY

Year	Winner	Score	Runner-up	Score	Location	Par/Yards
BEN HOGAN SHREVEPORT OPEN						
1991	#*Jeff Coston	210	Beau Baugh	210	Southern Trace CC, Shreveport, LA	72/6805
1992	#Ted Tryba	202	Skip Kendall	204	Southern Trace CC, Shreveport, LA	72/6805
NIKE SHREVEPORT OPEN						
1993	Sonny Skinner	278	Bob May	279	Southern Trace CC, Shreveport, LA	72/6916
1994	* Omar Uresti	270	Pat Bates	270	Southern Trace CC, Shreveport, LA	72/6916
1995	~ Brad Fabel	131	Chris Smith	135	Southern Trace CC, Shreveport, LA	72/6916
1996	Tim Loustalot	277	Joe Durant	278	Southern Trace CC, Shreveport, LA	72/6916
1997	Mark Wurtz	275	Brian Kamm	277	Southern Trace CC, Shreveport, LA	72/6916
1998	*Vance Veazey	280	John Wilson	280	Southern Trace CC, Shreveport, LA	72/6916

Tournament Record: 270—Omar Uresti, Pat Bates (1994)
 Current Course Record: 63—Omar Uresti (1994); Mark Wurtz (1997)
 36-hole Record: 131—Brad Fabel (1995); Joe Durant (1996); Mark Wurtz (1997)
 54-hole Record: 199—Omar Uresti (1994)

Key: * = Playoff ~ = Weather-curtailed # = 54-hole tournament

NIKE SHREVEPORT OPEN NOTES

Every runner-up of the NIKE Shreveport Open from 1993-1997 went on to finish among the top money winners on the NIKE TOUR and earn an exemption onto the PGA TOUR. **Bob May**, second to **Sonny Skinner** in 1993, began the trend by finishing fourth on the money list. He was followed in turn by **Pat Bates** (3rd in 1994), **Chris Smith** (7th in 1995), **Joe Durant** (3rd in 1996) and **Brian Kamm** 7th in 1997). **John Wilson**, who finished second last year after losing in a playoff to **Vance Veazey**, ended the trend by finishing 17th on the 1998 money list.

Southern Trace CC was the site of one of the longest birdie binges in professional golf history. During the second round of the 1994 NIKE Shreveport Open, **Omar Uresti** birdied nine consecutive holes, bettering by one the longest streaks record on the PGA TOUR, SENIOR PGA TOUR and PGA European Tour. In the 1996 tournament, **Joe Durant** put together the second-longest streak in NIKE TOUR history, birdieing seven holes in a row.

Vance Veazey's 3-under-par 69 was one of only five rounds in the 60s during last year's final round. **John Wilson**, **Craig Spence** and **Steve Haskins** all recorded the low round of the day with 68s in windy conditions that saw gusts reach 30 m.p.h.

1998 NIKE UPSTATE CLASSIC



Verdae Greens GC, Greenville, SC
Par: 36-36-72 Yards: 7,041

Purse: \$225,000
April 16-19, 1998

LEADERS: First Round—Don Reese shot a 7-under-par 65 to lead by two strokes over Brian Tennyson, J.L. Lewis, Tony Sills and Tom Scherrer. **Second Round**—Scherrer posted his second consecutive 67, giving him a 10-under-par 134 total, to lead by two strokes over Reese and Lewis. **Third Round**—Scherrer added a 6-under-par 66, for a 16-under-par 200 total, to lead by one stroke over Lewis. Mike Sullivan was five strokes back at 11-under-par 205.

CUT: 67 players at 1-under-par 143 from a field of 144.

PRO-AM: Individual Mark Wurtz, 66, \$250. Team—Kevin Johnson, Dave Schreyer, Mark Wurtz, Eric Johnson, Franklin Langham, Perry Moss, Mark Hensby, Ivan Smith, 52, \$142.82 each.



WEATHER: Intermittent rain but no delays on Thursday. Tee times were delayed one hour Friday morning due to heavy overnight rains. It was overcast on Friday, but there was no more rain. Overcast conditions continued through Saturday, when there were brief periods of sprinkles. Cold and rainy Sunday, with temperatures only reaching 58 degrees. Play was suspended at 1:10 p.m. when the course became unplayable. Play was canceled and the tournament was shortened to 54 holes at 4:00 p.m.

Winner: Tom Scherrer 67-67-66 200 \$40,500.00

J.L. Lewis	2	67-69-65	201	\$25,537.50	John Wilson	T30	72-69-71	212	\$1,311.43
Mike Sullivan	3	71-68-66	205	\$18,562.50	Denis Watson	T30	72-71-69	212	\$1,311.42
Eric Booker	T4	73-70-63	206	\$12,937.50	Ty Armstrong	T37	75-68-70	213	\$945.00
Jay Williamson	T4	70-67-69	206	\$12,937.50	Jeff Brehaut	T37	68-71-74	213	\$945.00
Eric Johnson	T6	69-69-69	207	\$8,437.50	Matt Gogel	T37	72-71-70	213	\$945.00
John Kernohan	T6	70-68-69	207	\$8,437.50	Steve Haskins	T37	73-70-70	213	\$945.00
Deane Pappas	T6	68-71-68	207	\$8,437.50	Ryan Howison	T37	70-71-72	213	\$945.00
Don Walsworth	T6	73-69-65	207	\$8,437.50	Carl Paulson	T37	74-68-71	213	\$945.00
Danny Briggs	T10	69-70-69	208	\$4,443.75	David Peoples	T37	75-68-70	213	\$945.00
Scott Dunlap	T10	70-69-69	208	\$4,443.75	Craig Perks	T37	73-69-71	213	\$945.00
Jeff Gove	T10	71-71-66	208	\$4,443.75	Dave Stockton, Jr. ...	T37	71-70-72	213	\$945.00
Dennis Paulson	T10	74-65-69	208	\$4,443.75	Eric Bogar	T46	72-69-73	214	\$641.25
Woody Austin	T14	69-68-72	209	\$2,860.00	Craig Bowden	T46	73-70-71	214	\$641.25
Robin Freeman	T14	72-70-67	209	\$2,860.00	Craig Kanada	T46	74-68-72	214	\$641.25
Paul Gow	T14	71-70-68	209	\$2,860.00	Jon Levitt	T46	72-69-73	214	\$641.25
Kevin Johnson	T14	70-69-70	209	\$2,860.00	Sean Murphy	T46	68-74-72	214	\$641.25
Franklin Langham ..	T14	75-67-67	209	\$2,860.00	Chris Riley	T46	71-70-73	214	\$641.25
Joe Ogilvie	T14	73-68-68	209	\$2,860.00	Charlie Rymer	T46	70-71-73	214	\$641.25
Don Reese	T14	65-71-73	209	\$2,860.00	Jerry Wood	T46	69-68-77	214	\$641.25
Craig Spence	T14	69-72-68	209	\$2,860.00	Jay Davis	T54	72-71-72	215	\$472.50
Brian Tennyson	T14	67-71-71	209	\$2,860.00	Brian Gay	T54	72-70-73	215	\$472.50
Dick Mast	T23	70-70-70	210	\$2,193.75	Joey Gullion	T54	75-68-72	215	\$472.50
Fran Quinn	T23	71-69-70	210	\$2,193.75	Sam Randolph	T54	68-75-72	215	\$472.50
Chris M. Anderson ..	T25	72-71-68	211	\$1,800.00	Roger Rowland	T54	72-71-72	215	\$472.50
Tripp Isenhour	T25	74-68-69	211	\$1,800.00	Gary Rusnak	T54	74-69-72	215	\$472.50
John Maginnes	T25	72-68-71	211	\$1,800.00	Joey Snyder	T54	70-71-74	215	\$472.50
Tom Shaw	T25	69-71-71	211	\$1,800.00	Pat Bates	T61	72-71-73	216	\$371.25
Chris Zambri	T25	71-67-73	211	\$1,800.00	Greg Twiggs	T61	71-72-73	216	\$371.25
Michael Clark	T30	70-71-71	212	\$1,311.43	Michael Muehr	63	72-71-74	217	\$337.50
Jay Delsing	T30	70-69-73	212	\$1,311.43	Iain Steel	T64	72-71-75	218	\$303.75
Marco Gortana	T30	70-71-71	212	\$1,311.43	Chris Stutts	T64	75-66-77	218	\$303.75
Tony Sills	T30	67-71-74	212	\$1,311.43	Jaxon Brigman	T66	72-71-76	219	\$258.75
Rocky Walcher	T30	70-73-69	212	\$1,311.43	Todd Gleaton	T66	74-68-77	219	\$258.75

The following players did not finish (C=cut, W=withdrew, D=disqualified)

C—144- Ahmad Dan Bateman, Paul Claxton, David Kirkpatrick, Steve Lamontagne, Brett Quigley, Dave Schreyer, John Stone. 145- Tim Conley, Danny Ellis, Keith Fergus, Vance Heatner, Patrick Lee, Greg Leshar, Stiles Mitchell, Perry Moss, Kevin Riley, David Seawell, Brian Sharp, Geoffrey Sisk, Bob Sowards, Adam Spring, Bud Still, Mario Tiziani, Karl Zoller. 146- Jody Bellflower, George Bryan, Doug Dunakey, Jimmy Green, Jimmy Johnston, Jeffrey Lankford, Chip Sullivan, Joe Walsh, Mark Wurtz. 147- Jimmy Bell, Richard Coughlan, Mark Hensby, Scott Hood, Terry Mauney, David McCampbell, Ted Schulz, Brent Schwarzrock, Ivan Smith. 148- Bob Boyd, Curt Byrum, James Gilleon, Mike Sposa. 149- Gray Mullen, Wayne Myers, Lance Ten Broeck, Stan Utley, Fred Wadsworth. 150- Danny Edwards, Barry Jaekel, Tim O'Neal, Chris Patton, Daniel Seawell, Mike Smith. 151- Ken Green, Anthony Painter, Ron Philo, Jr.. 152- Bobby Mitchell, Mark Slawter. 153- Ben Duncan, Lon Hinkle, Jeff Julian, James Mason. 154- Robert Floyd, Mike Heinen, Jeff Tailman, Don Williams. 155- Bunky Henry. 162- Jim McGuire. 163- Todd Ellison. W—76- Chris Couch. 78- Michael Walton. Charles Raulerson. D—Greg Powers.

NIKE UPGATE CLASSIC



TOURNAMENT HISTORY

Year	Winner	Score	Runner-up	Score	Location	Par/Yards
BEN HOGAN GREATER GREENVILLE CLASSIC						
1992	#-Russell Beiersdorf	133	Karl Kimball	135	Verdae Greens GC, Greenville, SC	72/6773
NIKE GREATER GREENVILLE CLASSIC						
1993	Sean Murphy	271	Doug Martin	272	Verdae Greens GC, Greenville, SC	72/6773
1994	Scott Gump	272	Tim Conley	273	Verdae Greens GC, Greenville, SC	72/6773
1995	*David Toms	267	Tom Scherrer	267	Verdae Greens GC, Greenville, SC	72/6773
1996	Michael Christie	265	Danny Ellis	271	Verdae Greens GC, Greenville, SC	72/6773
NIKE UPGATE CLASSIC						
1997	Chris Smith	267	Terry Price	270	Verdae Greens GC, Greenville, SC	72/6773
1998	-Tom Scherrer	200	J.L. Lewis	201	Verdae Greens GC, Greenville, SC	72/7041

Tournament Record: 265—Michael Christie (1996)
 Course Record: 63—Mike Small, Michael Christie (both 1996), Eric Booker (1998)
 36-hole Record: 130—Chris Smith (1997)
 54-hole Record: 197—Chris Smith (1997)

Key: * = Playoff # = 54-hole tournament ~ = Weather-shortened

NIKE UPGATE CLASSIC NOTES

Tom Scherrer was able to do what he had come close to doing two times before—win the NIKE Upstate Classic. In 1994, he finished tied for fourth. The following year he lost in a playoff to **David Toms** after firing an 8-under-par 64 in the final round. After missing the cut in 1997, he came back with a 16-under-par 200 total in the rain-shortened event to defeat **J.L. Lewis** by one stroke.

Chris Smith's win at the 1997 NIKE Upstate Classic was his first of three NIKE TOUR victories that year, making Smith the first player to earn a "Battlefield Promotion" to the PGA TOUR. Any player winning three NIKE TOUR events in a single season immediately gains PGA TOUR access. Smith also won the NIKE Dakota Dunes Open and the NIKE Omaha Classic in consecutive weeks.

Michael Christie turned the 1996 NIKE Greater Greenville Classic (now NIKE Upstate Classic) into quite a homecoming. The Greenville native shot a final-round 63 to equal what was then the NIKE TOUR record for a 72-hole tournament at 23-under-par 265.

1998 NIKE HUNTSVILLE OPEN



Hampton Cove GC (Highlands), Huntsville, AL
Par: 36-36-72 Yards: 7,222

Purse: \$225,000
April 23-26, 1998

LEADERS: First Round—Rod Butcher shot a 5-under-par 67 to take a one-stroke lead over Dennis Paulson, Geoffrey Sisk, Brent Schwarrock and Greg Leshar. **Second Round**—Paulson, after his second consecutive 68, stood at 8-under-par 136 and held a one-stroke lead over Butcher. Pat Bates was two strokes back. **Third Round**—Perry Moss added a 68 to rounds of 69-70 and, at 9-under-par 207, held a one-stroke lead over Paulson and Chris Stutts.

CUT: 61 players at even-par 144 from a field of 144.



PRO-AM: Morning Individual—Joe Ogilvie, Eric Johnson, Stiles Mitchell, 70, \$208.33 each. Morning Team—Michael Walton, 48, \$125. Afternoon Team—Casey Martin, 51, \$125.

WEATHER: Cold, overcast and windy Thursday morning, with a high in the mid 40s; periods of sunshine interspersed with cloudiness and continued cool in the afternoon. Partly cloudy and warmer Friday, with intermittent sun and a high in the low 70s. Mostly sunny, mild and continued windy Saturday and Sunday, with high temperatures in the high 70s.

Winner: Dennis Paulson 68-68-72-71 279 \$40,500.00

(Won playoff with par-4 on first extra hole)

Brent Schwarrock	2	68-73-70-68	279	\$25,537.50	Don Reese	T25	71-70-73-74	288	\$1,579.50
Perry Moss	3	69-70-68-73	280	\$18,562.50	Tom Scherrer	T25	71-71-71-75	288	\$1,579.50
Pat Bates	T4	69-69-75-68	281	\$12,937.50	Tom Shaw	T25	70-72-73-73	288	\$1,579.50
Jeff Brehaut	T4	73-70-69-69	281	\$12,937.50	Billy Downes	T35	71-72-73-73	289	\$1,125.00
John Elliott	T6	72-67-72-71	282	\$9,562.50	Joe Ogilvie	T35	72-72-72-73	289	\$1,125.00
Mike Sullivan	T6	71-69-71-71	282	\$9,562.50	Chris Riley	T35	71-68-76-74	289	\$1,125.00
Eric Booker	8	71-70-71-71	283	\$7,875.00	Greg Whisman	T35	70-71-77-71	289	\$1,125.00
Emlyn Aubrey	T9	71-73-70-70	284	\$4,905.00	Chris Zambri	T35	70-71-74-74	289	\$1,125.00
Scott Johnson	T9	73-66-70-75	284	\$4,905.00	Scott Dunlap	T40	70-74-71-75	290	\$945.00
Deane Pappas	T9	71-68-71-74	284	\$4,905.00	Jeff Klein	T40	71-73-72-74	290	\$945.00
Geoffrey Sisk	T9	68-71-73-72	284	\$4,905.00	Greg Twiggs	T40	69-71-73-77	290	\$945.00
Chris Stutts	T9	72-67-69-76	284	\$4,905.00	Brian Bateman	43	71-71-71-78	291	\$855.00
Mark Hensby	T14	73-71-68-73	285	\$3,285.00	Jay Davis	T44	71-73-72-76	292	\$707.15
Kevin Johnson	T14	72-69-73-71	285	\$3,285.00	Arden Knoll	T44	75-69-73-75	292	\$707.15
Craig Kanada	T14	73-70-70-72	285	\$3,285.00	Patrick Boyd	T44	71-71-75-75	292	\$707.14
Rod Butcher	T17	67-70-75-74	286	\$2,820.00	Paul Claxton	T44	73-69-71-79	292	\$707.14
Curt Byrum	T17	74-69-70-73	286	\$2,820.00	Ryan Howison	T44	72-70-74-76	292	\$707.14
Jeff Gove	T17	73-71-70-72	286	\$2,820.00	Carl Paulson	T44	71-69-79-73	292	\$707.14
Michael Clark	T20	71-72-70-74	287	\$2,362.50	Jay Williamson	T44	71-70-71-80	292	\$707.14
Jimmy Green	T20	73-70-69-75	287	\$2,362.50	Doug Dunakey	T51	71-72-77-73	293	\$573.75
Casey Martin	T20	75-68-70-74	287	\$2,362.50	Jerry Foltz	T51	72-67-74-80	293	\$573.75
Mike Sposa	T20	71-71-74-71	287	\$2,362.50	Sam Randolph	T51	69-71-74-79	293	\$573.75
Karl Zoller	T20	70-71-68-78	287	\$2,362.50	Joe Walsh	T51	69-74-77-73	293	\$573.75
Bob Burns	T25	74-68-76-70	288	\$1,579.50	Tad Holloway	55	70-72-74-78	294	\$517.50
Chris Couch	T25	70-70-71-77	288	\$1,579.50	Tim Simpson	T56	71-70-75-79	295	\$483.75
Joey Gullion	T25	71-71-73-73	288	\$1,579.50	Rocky Walcher	T56	73-69-76-77	295	\$483.75
Tripp Isenhour	T25	70-73-74-71	288	\$1,579.50	Joey Snyder	58	75-68-79-74	296	\$450.00
John Kernohan	T25	72-70-73-73	288	\$1,579.50	Chris M. Anderson	T59	73-69-77-78	297	\$416.25
Greg Leshar	T25	68-74-72-74	288	\$1,579.50	Bob Sowards	T59	73-70-78-76	297	\$416.25
Craig Perks	T25	73-71-71-73	288	\$1,579.50					

The following players did not finish (C=cut, W=withdrew, D=disqualified)

C—145- Michael Allen, Eric Bogar, Darrett Brinker, Steve Brodie, Allen Doyle, Robert Floyd, Brian Gay, Bill Hoefle, Larry Tedesco. **146-** David Bartman, Ahmad Dan Bateman, Nick Frontero, Marco Gortana, David Kirkpatrick, Michael Muehr, Matt Peterson, Rick Smallridge, Adam Spring, Bud Still, Fred Wadsworth, Don Walsworth, Michael Walton. **147-** Russell Beiersdorf, Brian Fogt, Matt Gogel, Eric Johnson, Cliff Kresge, Steve Lamontagne, Matthew Lane, Jon Levitt, Gary Rusnak, David Wedzik, Dennis Zinkon. **148-** Gary Christian, Keith Fergus, Steve Hart, Jay Hobby, Joe Meade, Stiles Mitchell, Conrad Ray, Tommy Roddy, Dave Schreyer, Wes Short, Craig Spence, John Stone. **149-** Jeff Fujimoto, David McCampbell, Sean Murphy, Alan Pate. **150-** Notah Begay, III, Craig Bowden, Kevin DeNike, Mike Genovese, John V. Robertson, David Seawell. **151-** Slade Adams, Danny Briggs, Mac Johnson, Gary Webb. **152-** JC Anderson, David Beck, David Jackson, Patrick Lee, Kevin Riley. **153-** Jaxon Brigman. **154-** Tim O'Neal, Anthony Rodriguez, Tony Sills, Ivan Smith. **155-** Jerry Heard, John Hickson, Bobby Mitchell, Rea Schuessler, Lance Ten Broeck, Stan Utley. **158-** Dwight Nevil. **159-** Paul Gow, Franklin Walley. **160-** Dan Barry. **161-** Shane Trice. **166-** Michael Warnock. **W—73-** Chris Patton, Fran Quinn. **D—222-** Brian Kontak.

NIKE HUNTSVILLE OPEN



TOURNAMENT HISTORY

Year	Winner	Score	Runner-up	Score	Location	Par/Yards
NIKE ALABAMA CLASSIC						
1994	Tommy Tolles	274	Clark Burroughs	275	Cherokee Ridge CC, Union Grove, AL	72/6934
1995	*Jerry Kelly	273	Buddy Gardner	273	Cherokee Ridge CC, Union Grove, AL	72/6934
1996	~P.H. Horgan III	202	Jack O'Keefe	203	Cherokee Ridge CC, Union Grove, AL	72/6934
1997	~John Elliott	204	Tom Shaw	206	Cherokee Ridge CC, Union Grove, AL	72/6934
NIKE HUNTSVILLE OPEN						
1998	*Dennis Paulson	278	Brent Schwarzrock	278	Hampton Cove GC (Highlands), Huntsville, AL	72/7222

Tournament Record: 273—Jerry Kelly, Buddy Gardner (both 1995 at Cherokee Ridge CC)
 Current Course Record: 66—Scott Johnson (1998)
 36-hole Record: 132—Franklin Langham (1995)
 54-hole Record: 202—P.H. Horgan III (1996)

Key: * = Playoff ~ = Weather-curtailed

NIKE HUNTSVILLE OPEN NOTES

The NIKE Huntsville Open replaced the NIKE Alabama Classic on the NIKE TOUR's 1998 schedule. And while its predecessor was played for four years at Cherokee Ridge CC in Union Grove, the NIKE Huntsville Open initially was slated to be held on the River Course at Hampton Cove Golf Course, part of the Robert Trent Jones Golf Trail. However, spring flooding forced a change of venue as the tournament moved to the Highlands Course, the second layout at Hampton Cove.

Dennis Paulson earned his first NIKE TOUR victory with a par on the first hole of a playoff with rookie **Brent Schwarzrock**. Schwarzrock went over the green on No. 18, the playoff hole, was stymied by a pine tree and went on to make double bogey. Having earned just \$720 entering the NIKE Huntsville Open, Schwarzrock's \$25,538 payday was his largest of the season. **Perry Moss**, the 54-hole leader, just missed the Paulson-Schwarzrock playoff by bogeying the final hole.

Dennis Paulson, whose \$40,500 paycheck for winning the NIKE Huntsville Open jumped him to second place on the NIKE TOUR money list with \$61,397, made a 15-foot putt on the 72nd hole to salvage par and force a playoff with **Brent Schwarzrock**.

NOTE: The NIKE Huntsville Open is not on the 1999 NIKE TOUR schedule.

1998 NIKE SOUTH CAROLINA CLASSIC



CC of South Carolina, Florence, SC
Par: 36-36-72 Yards: 7,150

Purse: \$225,000
April 30-May 3, 1998

LEADERS: First Round—Don Reese and John Wilson, at 4-under-par 68, led by one stroke over Eric Johnson and Jimmy Green. **Second Round**—Michael Muehr, at 7-under-par 137 after a 6-under-par 66, led by one stroke over Green, Reese, Paul Claxton and John Kernohan. **Third Round**—Gary Rusnak, Muehr and Green, at 7-under-par 209, led by one stroke over four other players.

CUT: 58 players at even-par 144 from a field of 144.

PRO-AM: Individual—Don Reese, 67, \$250. Team—Tom Scherrer, 54, \$250.

WEATHER: There was a steady rain Thursday afternoon, but no delays. Partly cloudy Friday, with a brief shower early in the afternoon. Beautiful but windy Saturday, with winds gusting to 25 mph. Sunny and warm Sunday.



Winner: Gene Sauers 70-69-72-69 280 \$40,500.00

Craig Kanada	T2	70-70-70-71	281	\$22,050.00	Bill McDonald	T28	71-73-74-69	287	\$1,498.50
Sean Murphy	T2	70-71-70-70	281	\$22,050.00	Adam Spring	T28	71-68-73-75	287	\$1,498.50
Rob McKelvey	T4	70-69-73-70	282	\$12,937.50	Brian Bateman	T33	74-70-72-72	288	\$1,237.50
Sam Randolph	T4	72-69-70-71	282	\$12,937.50	James Gilleon	T33	71-73-71-73	288	\$1,237.50
Ty Armstrong	T6	76-68-71-68	283	\$6,830.36	Jason Gore	T33	73-70-70-75	288	\$1,237.50
Pat Bates	T6	70-71-72-70	283	\$6,830.36	Perry Moss	T33	72-69-74-73	288	\$1,237.50
Jeff Gove	T6	75-69-71-68	283	\$6,830.36	Danny Briggs	T37	73-71-71-74	289	\$1,057.50
Steve Lamontagne	T6	76-67-71-69	283	\$6,830.36	David McCampbell ..	T37	76-68-72-73	289	\$1,057.50
Don Reese	T6	68-70-74-71	283	\$6,830.36	Dennis Paulson	T37	74-69-77-69	289	\$1,057.50
Woody Austin	T6	75-68-69-71	283	\$6,830.35	Michael Walton	T37	74-68-77-70	289	\$1,057.50
John Kernohan	T6	71-67-72-73	283	\$6,830.35	Emlyn Aubrey	T41	71-70-74-75	290	\$813.22
Paul Claxton	T13	72-66-72-74	284	\$3,391.88	Patrick Boyd	T41	73-70-73-74	290	\$813.22
Fred Wadsworth ..	T13	71-69-71-73	284	\$3,391.88	Doug Dunakey	T41	72-70-73-75	290	\$813.22
Jimmy Green	T13	69-69-71-75	284	\$3,391.87	JC Anderson	T41	70-72-75-73	290	\$813.21
Chris Wollmann ..	T13	71-68-71-74	284	\$3,391.87	Brian Gay	T41	77-67-75-71	290	\$813.21
Jay Davis	T17	73-70-71-71	285	\$2,590.72	Greg Leshner	T41	71-72-75-72	290	\$813.21
Casey Martin	T17	72-68-75-70	285	\$2,590.72	Joseph Summerhays	T41	71-69-73-77	290	\$813.21
Charlie Rymer	T17	70-69-74-72	285	\$2,590.72	Mario Tiziani	48	74-69-74-74	291	\$675.00
Robert Floyd	T17	73-69-71-72	285	\$2,590.71	Russell Beiersdorf ..	T49	71-73-77-71	292	\$641.25
Michael Muehr	T17	71-66-72-76	285	\$2,590.71	Chris Stutts	T49	70-73-76-73	292	\$641.25
Deane Pappas	T17	73-67-73-72	285	\$2,590.71	Ahmad Dan Bateman	T51	72-71-73-77	293	\$596.25
Gary Rusnak	T17	73-66-70-76	285	\$2,590.71	Bob Boyd	T51	71-73-73-76	293	\$596.25
Steve Hart	T24	70-70-75-71	286	\$1,968.75	John V. Robertson ..	T53	75-68-76-75	294	\$540.00
Eric Johnson	T24	69-75-72-70	286	\$1,968.75	Tom Scherrer	T53	70-73-76-75	294	\$540.00
Joe Walsh	T24	73-69-74-70	286	\$1,968.75	John Wilson	T53	68-75-73-78	294	\$540.00
Garrett Willis	T24	73-69-71-73	286	\$1,968.75	Craig Perks	56	70-72-77-76	295	\$495.00
Bob Burns	T28	74-69-71-73	287	\$1,498.50	Dave Schreyer	57	71-68-80-77	296	\$472.50
Jerry Foltz	T28	72-71-74-70	287	\$1,498.50	Patrick Lee	58	74-70-77-76	297	\$450.00
Vance Heafner	T28	72-70-74-71	287	\$1,498.50					

The following players did not finish (C=cut, W=withdrew, D=disqualified):

C—145- Michael Allen, Notah Begay, III, Eric Booker, Jeff Brehaut, Steve Brodie, Rod Butcher, Matt Gogel, Paul Gow, Kevin Johnson, Jon Levitt, Dick Mas, Carl Paulson, Ivan Smith, Mike Smith, Taylor Smith, Joey Snyder, Denis Watson. **146-** John Elliott, Joey Gullion, Scott Johnson, Jeffrey Lankford, Stiles Mitchell, Charles Raulerson, Tommy Roddy, Wes Short, Bud Still, Rusty Stocker, Chris Zambri. **147-** Phil Bland, Michael Clark, Scott Dunlap, Ernie Gonzalez, Mark Hensby, Tripp Isenhour, David Jackson, Matthew Lane, Joe Ogilvie, Brent Schwarrock, David Seawell, Lance Ten Broeck, David Wedzik. **148-** Todd Gleaton, Steve Haskins, John Inman, Terry Mauney, Ron Philo, Jr., Fran Quinn, Tom R. Shaw, Bob Sowards, Mike Sposa, John Stone, Jay Williamson. **149-** Jeff Barlow, Billy Downes, Jeff Julian, Tim O'Neal, Anthony Rodriguez, Gus Ulrich, Karl Zoller. **150-** Chris M. Anderson, Trey Coker, Bobby Cooke, Bill Hoefle, Joe Meade, Greg Sweatt. **151-** Eric Bogar, Jeff Klein, Geoffrey Sisk, Shane Tait. **152-** Jaxon Brigman, Mike Donald, John Faidley, Chris Patton, Stan Utley. **153-** Jimmy Flippen. **154-** Slade Adams, Stephen Behr, Michael Maness. **155-** David Coker, Larry Tedesco. **156-** Randy Few, Jeff Fujimoto. **162-** John Hickson. **163-** Justin Roof. **W—76-** Paul Hefflin. **81-** Chris Couch. Steve Schneider.

NIKE SOUTH CAROLINA CLASSIC



TOURNAMENT HISTORY

Year	Winner	Score	Runner-up	Score	Location	Par/Yards
BEN HOGAN SOUTH CAROLINA CLASSIC						
1991	#*Tom Lehman	202	Ray Pearce	202	CC of South Carolina, Florence, SC	72/7105
1992	John Flannery	272	Steve Rintoul	277	CC of South Carolina, Florence, SC	72/7105
NIKE SOUTH CAROLINA CLASSIC						
1993	Hugh Royer III	273	Chris DiMarco Steve Haskins	274	CC of South Carolina, Florence, SC	72/7105
1994	Charlie Rymer	274	Pat Bates	275	CC of South Carolina, Florence, SC	72/7150
1995	Jerry Foltz	279	Morris Hatafsky Tim Simpson Robert Wrenn	280	CC of South Carolina, Florence, SC	72/7150
1996	Dave Rummells	276	Scott Peterson P. H. Horgan III Brad Ott	278	CC of South Carolina, Florence, SC	72/7150
1997	Harrison Frazar	271	R.W. Eaks	274	CC of South Carolina, Florence, SC	72/7150
1998	Gene Sauers	280	Craig Kanada Sean Murphy	281	CC of South Carolina, Florence, SC	72/7150

Tournament Record: 271—Harrison Frazar (1997)
 Course Record: 64—Tom Carr (1994)
 36-hole Record: 131—John Flannery (1992)
 54-hole Record: 200—John Flannery (1992); Bob May (1993)

Key: * = Playoff # = 54-hole tournament

NIKE SOUTH CAROLINA CLASSIC NOTES

Harrison Frazar was forced to work overtime on Sunday of the 1997 **NIKE South Carolina Classic**. Saturday's third round was postponed due to rain, and for the first time in **NIKE TOUR** history 36 holes were played on Sunday. Frazar, a **NIKE TOUR** rookie at the time, shot 68-67 in the opening rounds and matching 67s on Sunday. "I played a lot of 36-hole days in college that were tougher than this," said Frazar. "In college, you have five-hour rounds, carry your own bag and an assistant coach gives you a bag lunch between rounds. Today, I had a caddie and got to rest for over an hour after lunch between rounds."

The first two champions of the **NIKE South Carolina Classic**, **Tom Lehman** (1991) and **John Flannery** (1992), went on to win Player of the Year honor in the year in which they won in Florence.

With his victory in last year's **NIKE South Carolina Classic**, **Gene Sauers** became the first former **PGA TOUR** champion to win on the **NIKE TOUR** since **Mark Carnevale** won the **NIKE Inland Empire Open** in January of 1997. Sauers won the 1986 **Bank of Boston Classic** and 1989 **Hawaiian Open** on the **PGA TOUR**.

1998 NIKE CAROLINA CLASSIC



Raleigh CC, Raleigh, NC

Par: 36-35-71

Yards: 6,724

Purse: \$225,000

May 7-10, 1998

LEADERS: First Round—Jimmy Green, at 11-under-par 60, led by two strokes over Matt Gogel and by four over James Gilleon. **Second Round**—Green, at 14-under-par 128, led by three strokes over Michael Walton and by four over Rob McKelvey. **Third Round**—Green, at 16-under-par 197, led by three strokes over Chris Riley. Eight players were tied for third place, four strokes back.

CUT: 59 players at 3-under-par 139 from a field of 144.



PRO-AM: Individual—Kevin Riley, 66, \$250. Team—Craig Bowden, Tom Scherrer, 47, \$225 each.

WEATHER: Partly cloudy skies Thursday, with intermittent light rain. Fog delayed the start of play 30 minutes Friday. It was mostly sunny during the day, but lightning in the area halted play for 63 minutes late in the afternoon. There was no rain. Partly cloudy skies Saturday, with temperatures in the mid 70s. Some light showers early Sunday morning, followed by mostly cloudy skies.

Winner: Brian Bateman 68-66-67-65 266 \$40,500.00

Jimmy Green	2	60-68-69-70	267	\$25,537.50	Chris Stutts	T26	67-72-69-69	277	\$1,642.50
Jeff Julian	T3	65-71-65-68	269	\$16,312.50	Jeff Brehaut	T32	67-70-66-75	278	\$1,282.50
Joey Snyder	T3	67-68-66-68	269	\$16,312.50	Curt Byrum	T32	72-65-71-70	278	\$1,282.50
Jason Gore	T5	68-67-66-69	270	\$9,112.50	James Gilleon	T32	64-69-74-71	278	\$1,282.50
Kevin Johnson	T5	65-70-66-69	270	\$9,112.50	Casey Martin	T32	68-69-72-69	278	\$1,282.50
Chris Riley	T5	66-68-66-70	270	\$9,112.50	Woody Austin	T36	69-67-72-71	279	\$1,170.00
Dave Schreyer	T5	69-65-69-67	270	\$9,112.50	Tim Clark	T36	69-66-71-73	279	Amateur
Michael Walton	T5	67-64-70-69	270	\$9,112.50	Ty Armstrong	T38	70-68-73-69	280	\$1,012.50
Emlyn Aubrey	T10	70-66-67-68	271	\$4,443.75	Bob Burns	T38	66-69-74-71	280	\$1,012.50
Allen Doyle	T10	68-65-68-70	271	\$4,443.75	Rod Butcher	T38	67-70-73-70	280	\$1,012.50
Brian Gay	T10	69-69-67-66	271	\$4,443.75	P.J. Cowan	T38	67-72-72-69	280	\$1,012.50
Garrett Willis	T10	69-68-69-65	271	\$4,443.75	Paul Gow	T38	69-69-72-70	280	\$1,012.50
Matt Gogel	T14	62-72-70-68	272	\$3,200.63	Greg Twiggs	T38	69-67-71-73	280	\$1,012.50
Tom Scherrer	T14	68-69-68-67	272	\$3,200.63	Scott Johnson	T44	68-68-74-71	281	\$832.50
Steve Haskins	T14	67-66-68-71	272	\$3,200.62	Jeff Klein	T44	68-70-67-76	281	\$832.50
Rob McKelvey	T14	68-64-72-68	272	\$3,200.62	Whit Staples	T46	70-67-71-74	282	\$714.38
Danny Briggs	18	71-67-72-63	273	\$2,812.50	Chris Zambri	T46	69-69-70-74	282	\$714.38
Jerry Foltz	T19	70-69-65-70	274	\$2,643.75	Patrick Boyd	T46	68-69-73-72	282	\$714.37
Adam Spring	T19	70-68-65-71	274	\$2,643.75	Geoffrey Sisk	T46	71-68-72-71	282	\$714.37
Scott Dunlap	T21	69-68-68-70	275	\$2,418.75	Jay Davis	T50	70-69-76-68	283	\$630.00
Bob Sowards	T21	67-69-67-72	275	\$2,418.75	Rocky Walcher	T50	71-68-72-72	283	\$630.00
Robert Floyd	T23	70-65-69-72	276	\$2,137.50	Denis Watson	T50	70-69-73-71	283	\$630.00
Steve Hart	T23	66-68-74-68	276	\$2,137.50	Michael Clark	T53	70-69-71-74	284	\$573.75
Barry Jaeckel	T23	67-69-66-74	276	\$2,137.50	Mike Taylor	T53	68-71-75-70	284	\$573.75
Mark Hensby	T26	71-68-71-67	277	\$1,642.50	Steve Lamontagne	T55	70-69-75-72	286	\$528.75
Craig Kanada	T26	70-69-71-67	277	\$1,642.50	Fred Wadsworth	T55	70-67-72-77	286	\$528.75
John Kernohan	T26	67-71-69-70	277	\$1,642.50	Craig Bowden	T57	70-68-77-72	287	\$483.75
Carl Paulson	T26	68-70-70-69	277	\$1,642.50	John Wilson	T57	68-71-72-76	287	\$483.75
Charles Raulerson	T26	67-69-71-70	277	\$1,642.50	Jerry Wood	59	70-68-74-76	288	\$450.00

The following players did not finish (C=cut, W=withdrew, D=disqualified)

C—140- Paul Claxton, Jeff Gove, Bill Hoefle, Eric Johnson, John Maginnes, Perry Moss, Sam Randolph, Don Reese, Brian Tennyson. **141-** Ahmad Dan Bateman, Joey Gullion, David Kirkpatrick, Patrick Lee, Joe Ogilvie, Dennis Paulson, Matt Peterson, Kevin Riley, Brent Schwarzrock, Daniel Seawell, Harry Taylor, Gus Ulrich, Dennis Zinkon. **142-** Chris Couch, Jeff Fujimoto, Jeffrey Lankford, Dick Mast, Bobby Mitchell, Sean Murphy, Craig Perks, Mike Sposa, Don Walsworth, David Wedzik, Jay Williamson. **143-** Notah Begay, III, Mike Donald, John Elliott, Ryan Howison, Michael Muehr, Fran Quinn, John Ross. **144-** Jeff Barlow, Cliff Benson, Bob Boyd, Jaxon Brigan, Billy Downes, Tripp Isenhour, Matthew Lane, Terry Mauney, David McCampbell, Jay Overton, Brian Sharp, Ivan Smith, Bud Still, Chris Wollmann. **145-** Slade Adams, Chris M. Anderson, Trey Coker, Doug Dunakey, Vance Heafner, Bunky Henry, Joe Meade, Stiles Mitchell, Terry Price, Tom R. Shaw, Shane Tait, Lance Ten Broeck. **146-** Michael Allen, Steve Brodie, Jon Levitt, Rick Morton. **147-** Martin Lonardi, Tim O'Neal, Steve Schneider, David Seawell, Mike Smith, John Stone. **148-** Todd Ricker, Tony Sills. **149-** John Hickson. **150-** Don Allen, Dwight Nevil. **156-** Bob Groff. **W—72-** JC Anderson, Chris Tucker. **74-** Todd Gleaton.

NIKE CAROLINA CLASSIC



TOURNAMENT HISTORY

Year	Winner	Score	Runner-up	Score	Location	Par/Yards
NIKE CAROLINA CLASSIC						
1994	Skip Kendall	276	Pat Bates	278	Prestonwood CC, Cary, NC	72/6879
1995	Michael Christie	266	Sean Murphy	268	Prestonwood CC, Cary, NC	72/6879
1996	*Glen Hnatiuk	205	Craig Perks	205	Prestonwood CC, Cary, NC	72/7271
1997	Dan Bateman	284	Dennis Paulson	285	Prestonwood CC, Cary, NC	72/7271
			Steve Flesch			
			Terry Price			
1998	Brian Bateman	266	Jimmy Green	267	Raleigh CC, Raleigh, NC	71/6724

Tournament Record: 266—Michael Christie (1995 at Prestonwood CC), Brian Bateman (1998)
 Current Course Record: 60—Jimmy Green (1998)
 36-hole Record: 128—Jimmy Green (1998)
 54-hole Record: 197—Jimmy Green (1998)

Key: * = Playoff ~ = Weather-curtailed

NIKE CAROLINA CLASSIC NOTES

Jimmy Green set a course and tournament record with an 11-under-par 60 in the opening round of last year's event. Green's record-setting round included a 3-putt bogey on the 230-yard, par-3 14th hole. Green broke the previous course record of 64, set in 1996 by club member John Lang.

At the time, Green's 60 tied the low score in the nine-year history of the NIKE TOUR, set by **Jeff Woodland** (1991 NIKE Dakota Dunes Open) and **Clark Dennis** (1997 NIKE St. Louis Golf Classic).

The Raleigh Country Club is the first **Donald Ross**-designed course to host a NIKE TOUR event. The 6,724-yard layout was the last course designed by Ross prior to his death in 1948. The course was refurbished, but not redesigned, in 1994.

Jimmy Green made only two bogeys in the 1998 event. The first came on the 14th hole of his record-setting opening round 60. Green held the lead throughout the tournament until he bogeyed the 18th hole in the final round to fall out of a tie with winner **Brian Bateman**.

1998 NIKE DOMINION OPEN



The Dominion Club, Richmond, VA
Par: 36-36-72 Yards: 7,020

Purse: \$225,000
May 14-17, 1998

LEADERS: First Round—Jerry Foltz, at 7-under-par 65, held a one-stroke lead over Casey Martin, Brian Bateman and Steve Haskins. **Second Round**—Notah Begay III shot a 13-under-par 59, breaking the NIKE TOUR record for 18 holes. His 15-under-par 129 gave him a four-stroke lead over Haskins. **Third Round**—Mike Sullivan and Bob Burns, at 14-under-par 202, held a one-stroke lead over Begay and Fred Wadsworth.

CUT: 57 players at 3-under-par 141 from a field of 144.

PRO-AM: Individual—Adam Spring, 64, \$250. Team—Jerry Foltz, 47, \$250.



WEATHER: Chilly early-morning conditions Thursday produced heavy fog leading to a 90-minute delay in the start of play; afternoon tee times were delayed one hour. Once the morning fog dissipated, the day was sunny and mild, with a high temperature in the low 70s. Sunny and warm Friday, with the high in the mid 80s. Continued sunny and warm Saturday, with increased humidity, some light wind and a high in the 90s. Humid conditions continued Sunday under partly cloudy skies and with increased wind; the high temperature was in the mid 80s.

Winner: Bob Burns 71-65-66-72 274 \$40,500.00

Pat Bates	T2	70-69-66-71	276	\$17,493.75	Karl Zoller	T19	70-66-69-75	280	\$2,083.12
Eric Johnson	T2	70-71-66-69	276	\$17,493.75	Eric Booker	T31	70-69-68-74	281	\$1,282.50
Perry Moss	T2	73-65-70-68	276	\$17,493.75	Michael Clark	T31	70-70-67-74	281	\$1,282.50
Mike Sullivan	T2	67-68-67-74	276	\$17,493.75	Scott Dunlap	T31	70-70-66-75	281	\$1,282.50
Emlyn Aubrey	T6	71-69-67-70	277	\$8,437.50	Matt Gogel	T31	73-68-67-73	281	\$1,282.50
Notah Begay III	T6	70-59-74-74	277	\$8,437.50	Michael Muehr	T31	71-69-71-70	281	\$1,282.50
Doug Dunakey	T6	70-68-66-73	277	\$8,437.50	Charlie Rymmer	T31	70-69-71-71	281	\$1,282.50
John Maginnes	T6	73-66-68-70	277	\$8,437.50	Gary Koch	T37	74-67-69-72	282	\$1,080.00
Brian Bateman	T10	66-69-71-72	278	\$4,252.50	Patrick Lee	T37	69-72-71-70	282	\$1,080.00
Greg Leshner	T10	68-69-71-70	278	\$4,252.50	Casey Martin	T37	66-73-71-72	282	\$1,080.00
Mike Sposa	T10	70-70-66-72	278	\$4,252.50	Kevin Johnson	T40	71-70-67-75	283	\$945.00
Shane Tait	T10	67-71-72-68	278	\$4,252.50	Jon Levitt	T40	71-68-72-72	283	\$945.00
Michael Walton	T10	69-71-68-70	278	\$4,252.50	Geoffrey Sisk	T40	70-70-70-73	283	\$945.00
P.J. Cowan	T15	69-70-70-70	279	\$3,031.88	Jeff Barlow	T43	73-68-69-74	284	\$810.00
Tom Shaw	T15	73-67-68-71	279	\$3,031.88	Jerry Foltz	T43	65-70-75-74	284	\$810.00
Steve Haskins	T15	66-67-73-73	279	\$3,031.87	Joey Snyder	T43	72-68-70-74	284	\$810.00
John Kernohan	T15	70-69-69-71	279	\$3,031.87	Craig Bowden	T46	70-69-70-76	285	\$663.75
Chris M. Anderson	T19	73-68-69-70	280	\$2,083.13	Jeff Julian	T46	72-68-70-75	285	\$663.75
Billy Downes	T19	68-69-72-71	280	\$2,083.13	Sean Murphy	T46	69-71-71-74	285	\$663.75
Jim Estes	T19	72-65-72-71	280	\$2,083.13	Carl Paulson	T46	71-67-74-73	285	\$663.75
Jason Gore	T19	69-68-73-70	280	\$2,083.13	Matt Sharkey	T46	71-70-74-70	285	\$663.75
Cliff Kresge	T19	70-71-68-71	280	\$2,083.13	Bob Sowards	T46	68-71-76-70	285	\$663.75
Dave Schreyer	T19	71-68-70-71	280	\$2,083.13	Jimmy Flippen	T52	71-70-72-73	286	\$573.75
Keith Fergus	T19	70-68-70-72	280	\$2,083.12	Greg Sweatt	T52	74-67-71-74	286	\$573.75
Tom Scherrer	T19	73-67-66-74	280	\$2,083.12	David Seawell	54	70-69-74-74	287	\$540.00
Fred Wadsworth	T19	67-69-67-77	280	\$2,083.12	Robin Freeman	55	72-69-70-77	288	\$517.50
Don Walsworth	T19	70-71-66-73	280	\$2,083.12	Brian Tennyson	56	69-68-74-78	289	\$495.00
Garrett Willis	T19	71-66-69-74	280	\$2,083.12	John Elliott	57	68-70-79-73	290	\$472.50

The following players did not finish (C=cut, W=withdrew, D=disqualified)

C—142- Russell Belersdorf, Patrick Boyd, Paul Claxton, Robert Gaus, Will McClave, Rick Morton, Rodney Pampling, Deane Pappas, Don Reese, Chris Ri-ey, Adam Spring, Larry Tedesco, Lance Ten Broeck, Rocky Walcher. 143- Ahmad Dan Bateman, Curt Byrum, Paul Gow, Joey Gullion, Steve Hart, Matthew Lane, Joe Ogilvie, Fran Quinn, Charles Raulerson, Mike Small, Taylor Smith, Bud Still, John Stone, Greg Twigg. Greg Whisman, Jay Williamson. 144- Marco Gortana, Eric Kennedy, Dick Mast, Rob McNamara, Rob Moss. 145- Robert Floyd, John Hickson, Ryan Howison, Martin Lonardi, Rob McKelvey, Terry Price, Kevin Riley, Wes Short, Tony Sills, John Wilson. 146- Rod Butcher, Rudolfo Gonzalez, Barry Jaecel, Steve Lamontagne, Rick Schuller, David Wedzik, Fred Widicus, Jerry Wood. 147- Trey Coker, Jeff Fujimoto, David Jackson, Stiles Mitchell, John Rollins, Monte Scheinblum. 148- Ty Armstrong, Jaxon Brigman, Brian Gay, Vance Heafner, Tommy Roddy, Greg Sayers, Chris Stutts. 149- Joey Bonargo, Frank Ferguson, David McCampbell, Gary Rusnak. 150- John Robertson, Don Sweeting. 151- Kevin DeNike. 152- Bunky Henry, Anthony Rodriguez. 153- Glen Barrett, Eric Smith. 154- Mike Hayes. 155- Jim Hart. 156- Harvey Haddock. 157- Dwight Nevil. 160- Jeff Hooper. 161- Justin Roof. 162- Ivan Lendl. W—75- Eric Bogar, Joe Meade, Jeff Gove. D—John Johnson.

NIKE DOMINION OPEN



TOURNAMENT HISTORY

Year	Winner	Score	Runner-up	Score	Location	Par/Yards
NIKE DOMINION OPEN						
1993	Angel Franco	272	Rocky Walcher	274	The Dominion Club, Glen Allen, VA	72/7040
1994	*Sonny Skinner	271	Jim Carter	271	The Dominion Club, Glen Allen, VA	72/7089
1995	*Hugh Royer III	270	Tom Scherrer	270	The Dominion Club, Glen Allen, VA	72/7089
1996	Olin Browne	276	Carl Paulson	277	The Dominion Club, Glen Allen, VA	72/7020
			Rob McKelvey			
			Michael Christie			
			Tray Tyner			
1997	Jeff Julian	277	Bobby Wadkins	278	The Dominion Club, Glen Allen, VA	72/7020
1998	Bob Burns	274	Pat Bates	276	The Dominion Club, Glen Allen, VA	72/7020
			Eric Johnson			
			Perry Moss			
			Mike Sullivan			

Tournament Record: 270—Hugh Royer III, Tom Scherrer (both 1995)
 Course Record: 59—Notah Begay III (1998)
 36-hole Record: 129—Notah Begay III (1998)
 54-hole Record: 201—Angel Franco (1993); Jim Carter (1994); Bobby Gage, Hugh Royer III (1995)

Key: * = Playoff

NIKE DOMINION OPEN NOTES

Notah Begay III was the major story at the 1998 NIKE Dominion Open. The Native American, who is half Pueblo and half Navajo, recorded the first 59 in NIKE TOUR history. Begay's round featured a NIKE TOUR record 27 on his back nine, the front nine at The Dominion Club. After an opening 70, he held a four-stroke lead following his historic round, which broke the NIKE TOUR record of 60 set by **Jeff Woodland** at the 1991 Dakota Dunes Open and equaled by **Clark Dennis** at the 1997 NIKE St. Louis Golf Classic and by **Jimmy Green** earlier in the year at the NIKE Carolina Classic.

Bob Burns, whose best previous NIKE TOUR finishes were seconds in the 1992 South Texas Open and the 1993 Ozarks Open, earned his first NIKE TOUR victory by shooting a final-round 72 to win the 1998 NIKE Dominion Open. Burns shared the 54-hole lead with **Mike Sullivan** after posting a third-round 66, matching the day's best round.

Tom Scherrer played in his third consecutive playoff, a NIKE TOUR record, at the 1994 NIKE Dominion Open. Scherrer won the NIKE Knoxville Open and lost at the NIKE Greater Greenville Classic the two weeks before losing a playoff with **Sonny Skinner** in Richmond.

1998 NIKE KNOXVILLE OPEN



Three Ridges Golf Course, Knoxville, TN
Par: 36-36-72 Yards: 7,035

Purse: \$225,000
May 28-31, 1998

LEADERS: First Round—Craig Kanada, at 9-under-par 63, led by two strokes over Jimmy Green, John Kernohan and Danny Edwards. **Second Round**—Kanada, at 13-under-par 131, led by two strokes over Tim Straub and by three over Robin Freeman, Deane Pappas and Ryan Howison. **Third Round**—Freeman, at 16-under-par 200, led by one stroke over Green and Howison.



CUT: 64 players at 3-under-par 141 from a field of 144.

PRO-AM: Individual—Brian Tennyson, 65, \$250. Team—Jerry Lankford, 44, \$250.

WEATHER: Partly cloudy skies Thursday, with temperatures in the mid 80s. Sunny and hot Friday, with temperatures in the upper 80s. Partly cloudy Saturday, with temperatures in the mid-to-upper 80s. Sunny skies with temperatures in the mid 80s Sunday.

Winner: Robin Freeman 68-66-66-70 270 \$40,500.00

(Won playoff with birdie-4 on third extra hole)

Ryan Howison	2	68-66-67-69	270	\$25,537.50	Rocky Walcher	T30	68-70-70-72	280	\$1,288.13
Jimmy Green	T3	65-70-66-70	271	\$16,312.50	Matthew Lane	T30	70-70-67-73	280	\$1,288.12
Dick Mast	T3	68-71-65-67	271	\$16,312.50	Adam Spring	T30	67-73-67-73	280	\$1,288.12
Joe Ogilvie	T5	67-71-67-67	272	\$9,703.13	Iain Steel	T30	68-70-69-73	280	\$1,288.12
Charles Raulerson	T5	70-68-68-66	272	\$9,703.13	Fred Wadsworth .	T30	69-72-66-73	280	\$1,288.12
Craig Kanada	T5	63-68-71-70	272	\$9,703.12	Brian Claar	T38	71-69-69-72	281	\$1,012.50
Gene Sauers	T5	67-73-63-69	272	\$9,703.12	Mike Heinen	T38	72-69-67-73	281	\$1,012.50
Greg Leshner	9	71-68-66-68	273	\$6,750.00	Rob McKelvey	T38	70-71-70-70	281	\$1,012.50
Michael Allen	10	68-67-68-71	274	\$5,625.00	Shane Tait	T38	69-69-66-77	281	\$1,012.50
Joe Cioe	11	72-68-64-71	275	\$4,500.00	Robert Floyd	T42	71-66-73-72	282	\$791.25
Sam Randolph	T12	67-71-71-67	276	\$3,712.50	Brian Kamm	T42	71-68-70-73	282	\$791.25
Tim Straub	T12	67-66-75-68	276	\$3,712.50	John Kernohan	T42	65-75-69-73	282	\$791.25
Garrett Willis	T12	74-67-68-67	276	\$3,712.50	Carl Paulson	T42	69-69-72-72	282	\$791.25
Notah Begay III ...	T15	66-70-74-67	277	\$2,902.50	Ted Schulz	T42	70-71-71-70	282	\$791.25
Bob Burns	T15	71-67-70-69	277	\$2,902.50	Chris Stutts	T42	71-70-67-74	282	\$791.25
Doug Dunakey	T15	69-72-69-67	277	\$2,902.50	Craig Perks	T48	71-67-74-71	283	\$641.25
Dennis Paulson ...	T15	72-69-68-68	277	\$2,902.50	Hugh Royer III ...	T48	71-68-71-73	283	\$641.25
Charlie Rymer	T15	67-73-70-67	277	\$2,902.50	Greg Whisman	T48	72-69-69-73	283	\$641.25
Chris Zambri	T15	71-70-65-71	277	\$2,902.50	Jay Williamson ...	T48	68-70-75-70	283	\$641.25
Danny Briggs	T21	73-67-70-68	278	\$2,193.75	Michael Board	T52	71-69-71-73	284	\$551.25
Allen Doyle	T21	70-68-70-70	278	\$2,193.75	Casey Martin	T52	71-70-70-73	284	\$551.25
Danny Edwards ...	T21	65-71-70-72	278	\$2,193.75	Mike Sposa	T52	72-68-70-74	284	\$551.25
Deane Pappas	T21	70-64-76-68	278	\$2,193.75	Vance Veazey	T52	71-70-72-71	284	\$551.25
Tom Scherrer	T21	71-69-69-69	278	\$2,193.75	Paul Claxton	T56	71-69-72-73	285	\$461.25
Greg Twiggs	T21	67-70-72-69	278	\$2,193.75	Gary Rusnak	T56	69-71-73-72	285	\$461.25
JC Anderson	T27	69-69-71-70	279	\$1,687.50	Bud Still	T56	71-70-70-74	285	\$461.25
Craig Bowden	T27	68-71-69-71	279	\$1,687.50	Don Walsworth ...	T56	69-69-72-75	285	\$461.25
Fran Quinn	T27	70-68-68-73	279	\$1,687.50	Ahmad Dan Bateman	60	68-72-72-75	287	\$405.00
Tim Loustalot	T30	68-68-73-71	280	\$1,288.13	Tim Turpen	61	71-68-76-74	289	\$382.50
John Maginnes ...	T30	71-70-68-71	280	\$1,288.13	Keith Nolan	62	74-67-73-76	290	\$360.00
Mike Sullivan	T30	69-68-72-71	280	\$1,288.13	Jeff Brehaut	63	71-68-77-75	291	\$337.50

The following players did not finish (C=cut, W=withdrew, D=disqualified)

C—142- Ty Armstrong, Woody Austin, Pat Bates, Curt Byrum, Richard Coughlan, Steve Haskins, Mark Hensby, Bradley Hughes, Scott Hunt, Patrick Lee, Martin Lonardi, Greg Petersen, Don Reese, Dave Schreyer, Brian Tennyson, Karl Zoller. 143- Jay Davis, Pat Fitzsimons, Marco Gortana, Joey Gullion, Steve Hart, Bill McDonald, Michael Muehr, Terry Price, Brent Schwarrock, Tom Shaw, Chris Toulson. 144- Chris M. Anderson, Emlyn Aubrey, Eric Axley, Jaxon Brigman, Tim Conley, Billy Downes, Jason Gore, Paul Gow, Tad Holloway, Kevin Johnson, Cliff Kresge, Sean McCarty, Geoffrey Sisk, Bob Sowards. 145- Trey Coker, Chris DeBusk, Brian Fogt, Jerry Foltz, Brian Gay, Matt Gogel, Ken Green, Stiles Mitchell, Tommy Roddy, Tony Sills, Ivan Smith. 146- Jeff Fujimoto, Steve Lamontagne, Dicky Pride, Art Whaley. 147- Chris Couch, John Elliott, Kip Henley. 148- Eric Johnson, Jimmy Johnston, Jamie Neher. 149- Jeffrey Lankford, James Mason, David Seawell, Lance Ten Broeck. 150- Buck Matheny. 151- Walt Chapman, Jon Sinclair II, Joe Walsh. 153- Bobby Mitchell, Seth Sweetster. 154- Rich Spraker. 155- Zeb Patten. 157- Audie Johnson. 161- Troy Dickson. W—73- Bobby Gage. 75- P.J. Cowan. 81- Rod Butcher. Todd Gleaton. 215- John Riegger.

NIKE KNOXVILLE OPEN



TOURNAMENT HISTORY

Year	Winner	Score	Runner-up	Score	Location	Par/Yards
BEN HOGAN KNOXVILLE OPEN						
1990	#*Jeff Maggert	202	Greg Ladehoff	202	Willow Creek CC, Knoxville, TN	71/6891
1991	#Frank Conner	198	Perry Arthur	199	Willow Creek CC, Knoxville, TN	71/6869
1992	#Brian Henninger	200	Paul Goydos	202	Willow Creek CC, Knoxville, TN	71/6869
			Curt Byrum			
			Tom Shaw			
			Rick Todd			
NIKE KNOXVILLE OPEN						
1993	Tim Conley	261	Jerry Haas	268	Willow Creek CC, Knoxville, TN	71/6869
1994	Vic Wilk	275	Larry Silveira	276	Willow Creek CC, Knoxville, TN	71/7127
			Tommy Tolles			
			Greg Whisman			
			Bill Murchison			
1995	*Tom Scherrer	275	Mike Sposa	275	Three Ridges GC, Knoxville, TN	72/6855
1996	Eric Johnson	272	Patrick Lee	274	Three Ridges GC, Knoxville, TN	72/7035
1997	Dave Rummells	271	Matt Peterson	273	Three Ridges GC, Knoxville, TN	72/7035
			Matt Gogel			
			Terry Price			
1998	*Robin Freeman	270	Ryan Howison	270	Three Ridges GC, Knoxville, TN	72/7035

Tournament Record: 261—Tim Conley (1993 at Willow Creek CC)
 Current Course Record: 63—Rafael Alarcon (1995), Deane Pappas (1996), Craig Kanada, Gene Sauers (both 1998)
 36-hole Record: 128—Tim Conley (1993)
 54-hole Record: 194—Tim Conley (1993)

Key: * = Playoff # = 54-hole tournament

NIKE KNOXVILLE OPEN NOTES

Craig Kanada tied the Three Ridges Golf Course and Knoxville Open tournament records with 9-under-par 63 in the opening round. **Gene Sauers** jumped from a tie for 35th to a 5th-place tie in the standings by equalling Kanada's mark in the third round. Sauers had also tied the course record during the NIKE Greater Austin Open, earlier in the year.

Rob McKelvey notched his first competitive career hole-in-one, using a 9-iron to ace the par-3, 154-yard 13th hole in the first round. McKelvey's ace was the fifth in the history of the Knoxville event.

Robin Freeman used a pair of eagles and three birdies on his way to a 5-under-par 66 and sole possession of first place following three rounds of play. Freeman eagled the par-5 2nd and 12th holes in Saturday's third round. Freeman earned his first NIKE TOUR win when he birdied the third hole of a playoff against **Ryan Howison**.

1998 NIKE MIAMI VALLEY OPEN



Heatherwoode GC, Springboro, OH
Par: 35-35-70 Yards: 6,691

Purse: \$225,000
June 4-7, 1998

LEADERS: First Round—Ryan Howison, Geoffrey Sisk and John Maginnes, at 6-under-par 64, led by one stroke over Gene Sauers and Craig Bowden. **Second Round**—Doug Dunakey, after tying the NIKE TOUR record with an 11-under-par 59, stood at 12-under-par 128 and led by one stroke over Bowden and Patrick Lee. **Third Round**—Dunakey, at 15-under-par 195, led by two strokes over Bowden.

CUT: 67 players at even-par 140 from a field of 144.

PRO-AM: Individual—Doug Dunakey, 64, \$250. Team—Jerry Foltz, 48, \$250.

WEATHER: Partly cloudy skies on Thursday, with temperatures in the low 60s. Mostly cloudy Friday, with rain showers in the morning. Windy and cooler in the afternoon, with temperatures in the low 50s. Sunny skies Saturday, with temperatures in the low 70s. Partly cloudy Sunday, with temperatures in the mid 60s.



Winner: Craig Bowden 65-64-68-67 264 \$40,500.00

Doug Dunakey	T2	69-59-67-71	266	\$22,050.00	Jeff Gove	T32	72-62-71-73	278	\$1,192.50
Ryan Howison	T2	64-68-66-68	266	\$22,050.00	Mike Heinen	T32	67-69-72-70	278	\$1,192.50
Michael Clark	4	67-71-66-65	269	\$14,062.50	Tom Shaw	T32	69-69-72-68	278	\$1,192.50
Greg Leshner	5	68-68-62-72	270	\$11,812.50	Geoffrey Sisk	T32	64-69-69-76	278	\$1,192.50
JC Anderson	T6	66-68-71-66	271	\$9,562.50	Greg Twiggs	T32	69-70-68-71	278	\$1,192.50
Charles Raulerson	T6	67-66-71-67	271	\$9,562.50	Emlyn Aubrey	T40	68-71-70-70	279	\$855.00
James Gilleon	T8	70-68-66-68	272	\$5,126.79	Notah Begay III	T40	70-69-70-70	279	\$855.00
Dennis Paulson	T8	66-70-68-68	272	\$5,126.79	Brian Hull	T40	70-70-73-66	279	\$855.00
Craig Perks	T8	68-72-68-64	272	\$5,126.79	Kevin Johnson	T40	70-68-70-71	279	\$855.00
Chris Zambri	T8	66-68-69-69	272	\$5,126.79	Craig Kanada	T40	69-71-70-69	279	\$855.00
Patrick Lee	T8	68-61-69-74	272	\$5,126.78	Dave Schreyer	T40	70-66-70-73	279	\$855.00
Casey Martin	T8	67-72-64-69	272	\$5,126.78	Brian Tennyson	T40	72-66-69-72	279	\$855.00
Sam Randolph	T8	67-64-71-70	272	\$5,126.78	Danny Briggs	T47	68-69-70-73	280	\$675.00
Charlie Rymer	15	66-68-70-69	273	\$3,262.50	Bob Burns	T47	66-74-73-67	280	\$675.00
Joey Gullion	T16	67-66-72-69	274	\$2,830.50	Bob Sowards	T47	68-72-70-70	280	\$675.00
Gene Sauers	T16	65-73-70-66	274	\$2,830.50	Sean Murphy	T50	70-70-70-71	281	\$618.75
Mike Sposa	T16	69-71-66-68	274	\$2,830.50	Matt Peterson	T50	67-69-70-75	281	\$618.75
Chris Stutts	T16	74-63-66-71	274	\$2,830.50	Jeff Julian	T52	67-71-73-71	282	\$551.25
Don Walsworth	T16	67-72-71-64	274	\$2,830.50	John Kernohan	T52	69-71-67-75	282	\$551.25
Trey Coker	T21	69-67-70-69	275	\$2,306.25	Jeff Klein	T52	68-69-72-73	282	\$551.25
Steve Hart	T21	66-68-71-70	275	\$2,306.25	Anthony Rodriguez	T52	71-69-68-74	282	\$551.25
Steve Lamontagne	T21	69-69-70-67	275	\$2,306.25	John Connelly	T56	69-71-71-72	283	\$483.75
Perry Moss	T21	68-70-66-71	275	\$2,306.25	Paul Gow	T56	74-65-71-73	283	\$483.75
Brian Fogt	T25	70-69-68-69	276	\$1,968.75	Ahmad Dan Bateman	T58	68-69-76-71	284	\$416.25
Jimmy Green	T25	69-65-71-71	276	\$1,968.75	Eric Booker	T58	69-71-71-73	284	\$416.25
David Berganio, Jr.	T27	68-68-67-74	277	\$1,588.50	Jaxon Brigman	T58	71-67-74-72	284	\$416.25
David Branshaw	T27	67-73-71-66	277	\$1,588.50	Ivan Smith	T58	71-69-67-77	284	\$416.25
Gary Rusnak	T27	66-71-66-74	277	\$1,588.50	Jeff Brehaut	T62	69-67-69-80	285	\$337.50
Michael Walton	T27	67-69-68-73	277	\$1,588.50	Jason Gore	T62	68-72-72-73	285	\$337.50
Garrett Willis	T27	66-70-75-66	277	\$1,588.50	Jay Overton	T62	70-69-73-73	285	\$337.50
Paul Claxton	T32	67-72-67-72	278	\$1,192.50	Rob McKelvey	T65	67-71-71-78	287	\$281.25
Jerry Foltz	T32	68-71-69-70	278	\$1,192.50	Greg Whisman	T65	67-72-69-79	287	\$281.25
Marco Gortana	T32	71-68-65-74	278	\$1,192.50					

The following players did not finish (C=cut, W=withdrew, D=disqualified)

C—141- Ty Armstrong, Jay Davis, John Elliott, Robert Floyd, Joe Ogilvie, Deane Pappas, Don Reese, John Wilson. 142- Brian Bateman, Joe Cioe, Keith Fergus, Brian Gay, Matt Gogel, Larry King, John Maginnes, David McCampbell, Carl Paulson, Fran Quinn, Mark Scheibach, David Seawell, Taylor Smith, Brian Unk, Rocky Walcher. 143- Chris M. Anderson, Mike Emery, Jr., Steve Haskins, Randy Leen, Terry Price, Chris Riley, Tom Scherrer, Joey Snyder, Chris Toulson. 144- Patrick Boyd, Billy Downes, Lon Hinkle, Brent Schwarrock, Stephen Summers, Karl Zoller. 145- Tom Bach, Pat Bates, David Hunter, Tim Krapfel, Brian Lefferts, Chris Tucker, Jay Williamson. 146- Curt Byrum, Chris Couch, Roger Dibble, Pat Fitzsimons, Eric Johnson, Adam Spring, Bud Still, Fred Wadsworth. 147- Danny Edwards, Lance Ten Broeck, Kevin Yantis. 148- Mark Hensby, Cliff Kresge, Jon Levitt, Harold Wallace. 149- Bob Bruning, Zachary Fink, Bob Lohr. 151- Chris Black, Andrew Johnson, Joe Walsh. 152- David Cotton, Mike Donald. 153- Mike Schmidt. 154- Steve Schneider. 162- Matthew Singleton. 165- El Collins. W—73- Denis Watson. 76- Ted Schulz. D—70- Tony Sills. 72- John Stone. 73- Kevin DeNike. 140- Kevin Riley.

NIKE MIAMI VALLEY OPEN



TOURNAMENT HISTORY

Year	Winner	Score	Runner-up	Score	Location	Par/Yards
NIKE MIAMI VALLEY OPEN						
1993	#Emlyn Aubrey	202	Larry Silveira	206	Heatherwoode GC, Springboro, OH	71/6730
1994	Tommy Armour III	266	Jim Carter	269	Heatherwoode GC, Springboro, OH	71/6730
1995	Stan Utley	264	Jon Hough	268	Heatherwoode GC, Springboro, OH	71/6730
1996	J.P. Hayes	265	Steve Jurgensen	267	Heatherwoode GC, Springboro, OH	71/6730
			Lee Porter			
1997	Trevor Dodds	262	Greg Whisman	268	Heatherwoode GC, Springboro, OH	71/6730
1998	Craig Bowden	264	Joe Daley	266	Heatherwoode GC, Springboro, OH	70/6691
			Doug Dunakey			
			Ryan Howison			

Tournament Record: 262—Trevor Dodds (1997)
 Course Record: 59—Doug Dunakey (1998)
 36-hole Record: 127—Trevor Dodds (1997)
 54-hole Record: 193—Trevor Dodds (1997)

Key: # = 54-hole tournament

NIKE MIAMI VALLEY OPEN NOTES

Michael Clark recorded the sixth hole-in-one in the tournament's history when he used a 7-iron to ace the 152-yard, par-3 8th hole during Sunday's final round. Clark, who fired a bogey-free 65 on Sunday to jump into 4th place, also had a hole-in-one at the 1997 Laurel Creek Classic in New Jersey.

Doug Dunakey tied the NIKE TOUR record for lowest 18-hole score with his 59 in the second round of last year's event. Dunakey missed a chance for golfing history when he three-putted the final green from 25 feet. Dunakey also tied the NIKE TOUR record for lowest nine-hole score with an 8-under-par 27 on his opening nine holes.

Doug Dunakey set a NIKE TOUR record for the lowest 36-hole score (126) with rounds of 59 and 67 in the second and third rounds of the 1998 tournament. The previous low for 36 holes was 127, and shared by four players, including 1997 NIKE Miami Valley Open champion **Trevor Dodds**.

Ryan Howison, who shared the lead during Sunday's final round, capped off a solid two-week stretch by finishing tied for second at the NIKE Miami Valley Open after a runner-up finish at the NIKE Knoxville Open. Howison's good play vaulted him from 85th to 13th on the money list at the time.

NOTE: The NIKE Miami Valley Open is not on the 1999 NIKE TOUR schedule.

1998 NIKE CLEVELAND OPEN



Quail Hollow Resort (Devlin Course), Concord, OH
Par: 36-36-72 Yards: 6,712

Purse: \$225,000
June 11-14, 1998

LEADERS: First Round—Dave Wedzik, Jimmy Green, John Maginnes and Emlyn Aubrey shot 6-under-par 66 to lead eight other players by one stroke. **Second Round**—Maginnes, at 10-under-par 134, held a one-stroke lead over Aubrey, Lon Hinkle, Craig Perks, Pat Bates and Robin Freeman. **Third Round**—Dennis Paulson, after an 8-under-par 64, stood at 13-under-par 203 with a two-stroke lead over Doug Dunahey, Chris Zambri and Hinkle.

CUT: 55 players at 3-under-par 141 from a field of 144.

PRO-AM: Individual—Bob Sowards, 64, \$250. Team—John Elliott, 53, \$250.

WEATHER: Early morning fog caused a 30-minute delay in all Thursday start times. Cloudy and overcast throughout the day, with some drizzle in the afternoon, winds picking up and a high in the mid 70s. Partly sunny and humid Friday, with a high in the low 80s. Brisk morning winds diminished in the afternoon. Saturday play, slated to begin at 11:30 a.m., was delayed until 2:00 p.m. because of threatening weather conditions in the area. The round was played under partly cloudy skies with wind, a couple periods of light drizzle and a high in the mid 70s. Overcast with increasing wind Sunday, and a high near 70. Due to overnight rains, rounds 2, 3 and 4 were conducted under the lift-clean-and-place rule.



Winner: Doug Dunahey 68-72-65-65 270 \$40,500.00

Dennis Paulson	2	70-69-64-68	271	\$25,537.50	Tom Scherrer	T22	68-70-73-69	280	\$1,968.75
Woody Austin	3	70-66-70-66	272	\$18,562.50	Scott Dunlap	T30	70-70-74-67	281	\$1,288.13
Emlyn Aubrey	T4	66-69-72-67	274	\$12,937.50	James Gilleon	T30	71-70-71-69	281	\$1,288.13
John Maginnes	T4	66-68-72-68	274	\$12,937.50	Jimmy Green	T30	66-75-72-68	281	\$1,288.13
Craig Kanada	T6	68-70-70-67	275	\$9,562.50	Joey Gullion	T30	71-68-73-69	281	\$1,288.13
Sam Randolph	T6	68-70-70-67	275	\$9,562.50	Notah Begay III	T30	70-70-68-73	281	\$1,288.12
Ty Armstrong	T8	67-70-73-66	276	\$6,187.50	Paul Gow	T30	69-69-69-74	281	\$1,288.12
Danny Briggs	T8	67-70-71-68	276	\$6,187.50	Bob Sowards	T30	70-69-70-72	281	\$1,288.12
Paul Claxton	T8	69-69-68-70	276	\$6,187.50	Mike Sposa	T30	69-71-69-72	281	\$1,288.12
Carl Paulson	T8	67-71-68-70	276	\$6,187.50	Trey Coker	38	69-71-72-70	282	\$1,080.00
Deane Pappas	T12	72-67-75-63	277	\$3,825.00	Gary Webb	T39	71-70-74-68	283	\$990.00
Chris Zambri	T12	67-70-68-72	277	\$3,825.00	David Wedzik	T39	66-73-70-74	283	\$990.00
Allen Doyle	T14	71-67-70-70	278	\$3,375.00	John Wilson	T39	71-68-72-72	283	\$990.00
Ivan Smith	T14	70-70-70-68	278	\$3,375.00	Robin Freeman	T42	70-65-73-76	284	\$832.50
Bob Burns	T16	71-70-69-69	279	\$2,771.25	David Kirkpatrick	T42	69-71-69-75	284	\$832.50
Lon Hinkle	T16	68-67-70-74	279	\$2,771.25	David McCampbell	T42	69-68-74-73	284	\$832.50
Matthew Lane	T16	69-70-71-69	279	\$2,771.25	Craig Perks	T42	67-68-71-78	284	\$832.50
Patrick Lee	T16	70-70-71-68	279	\$2,771.25	Steve Brodie	T46	70-70-76-69	285	\$686.25
Tom Shaw	T16	67-71-68-73	279	\$2,771.25	John Elliott	T46	68-73-71-73	285	\$686.25
Joey Snyder	T16	68-73-69-69	279	\$2,771.25	Joe Ogilvie	T46	69-72-70-74	285	\$686.25
Michael Allen	T22	71-70-70-69	280	\$1,968.75	Dennis Zinkon	T46	70-70-74-71	285	\$686.25
Pat Bates	T22	71-64-74-71	280	\$1,968.75	Jaxon Brigman	T50	71-69-74-72	286	\$607.50
Joel Edwards	T22	72-69-72-67	280	\$1,968.75	Steve Hart	T50	67-74-75-70	286	\$607.50
Jeff Julian	T22	70-69-70-71	280	\$1,968.75	Perry Moss	T50	68-73-74-71	286	\$607.50
Steve Lamontagne	T22	67-71-72-70	280	\$1,968.75	Eric Booker	T53	70-71-73-73	287	\$551.25
Kevin Riley	T22	74-67-68-71	280	\$1,968.75	Brent Schwarrock	T53	68-69-76-74	287	\$551.25
Gary Rusnak	T22	71-70-71-68	280	\$1,968.75	Charles Raulerson	55	68-72-74-74	288	\$517.50

The following players did not finish (C=cut, W=withdrew, D=disqualified)

C—142: JC Anderson, Mitch Camp, Jeff Cook, Brian Fogt, Mark Hensby, Anthony Painter, Don Reese, Chris Stutts, Roger Tambellini, Greg Twigg, Jay Williamson. **143:** Chris M. Anderson, Russell Beiersdorf, Jeff Brehaut, Michael Clark, Aaron Crewse, Matt Gogel, Jeff Gove, Mike Heinen, Taylor Smith, Harry Taylor, Harold Wallace, Kevin Yantis. **144:** Brian Bateman, Eric Bogar, Billy Downes, Pat Fitzsimons, Stiles Mitchell, Rob Moss, Gary Trivisonno, Stan Utley, Michael Walton, Garrett Willis. **145:** Jon Levitt, Rob McKelvey, Michael Muehr, David Seawell, Tony Sills, John Stone, Shane Tait. **146:** Rod Butcher, Jay Davis, Sergio Garcia, Robert Gaus, David Jackson, Sean McCarty, Terry Price, Anthony Rodriguez, Adam Spring. **147:** Mike Donald, Brian Gay, Marco Gortana, Ryan Howison, Greg Leshner, Steve Mulcahy, Chris Riley, Wes Short, Chris Starkjohann, Greg Whisman, Charlie Wi. **148:** Craig Bowden, Patrick Boyd, Doug Davis, Ray Floyd, Jr., Jeff Fujimoto, Scott Pollack, Fran Quinn, Rocky Walcher, Karl Zoller. **149:** Brian Cairns, John Johnson, Dick Mast, Bud Still. **150:** Sean English, Bob Lohr, Gary Robison, Steve Schneider. **152:** Kevin Johnson. **153:** Robert Floyd, Craig Spence, Joe Walsh. **154:** Dennis Miller, Rob Strano. **155:** Roger Dibble. **158:** Gregory Smith. **159:** Zeke Arter. **165:** Scott Campbell. **W—76:** Chris Toulson. **78:** Dave Schreyer, Chris Couch, Joe Meade.

NIKE CLEVELAND OPEN



TOURNAMENT HISTORY

Year	Winner	Score	Runner-up	Score	Location	Par/Yards
BEN HOGAN QUAIL HOLLOW OPEN						
1990	#Barry Cheesman	207	Kim Young	209	Quail Hollow CC (Devlin Course), Concord, OH	72/6712
BEN HOGAN CLEVELAND OPEN						
1991	#Jeff Gallagher	201	Tom Lehman Doug Martin	202	Quail Hollow CC (Devlin Course), Concord, OH	72/6712
1992	#David Jackson	198	Dave Miley Mike Putnam	202	Quail Hollow CC (Devlin Course), Concord, OH	72/6712
NIKE CLEVELAND OPEN						
1993	Stan Utley	271	Jerry Kelly	274	Quail Hollow CC (Devlin Course), Concord, OH	72/6712
1994	*Tommy Armour III	275	Scott Gump Tom Scherrer	275	Quail Hollow CC (Devlin Course), Concord, OH	72/6712
1995	*Karl Zoller	274	Larry Silveira	274	Quail Hollow CC (Devlin Course), Concord, OH	72/6712
1996	Greg Twiggs	270	Jimmy Johnston	271	Quail Hollow CC (Devlin Course), Concord, OH	72/6712
1997	Mike Small	270	Patrick Sheehan	271	Quail Hollow CC (Devlin Course), Concord, OH	72/6712
1998	Doug Dunakey	270	Dennis Paulson	271	Quail Hollow CC (Devlin Course), Concord, OH	72/6712

Tournament Record: 270—Greg Twiggs (1996), Mike Small (1997), Doug Dunakey (1998)
 Course Record: 61—Pat Bates (1997)
 36-hole Record: 130—Pat Bates (1997)
 54-hole Record: 199—Pat Bates (1997)

Key: * = Playoff # = 54-hole tournament

NIKE CLEVELAND OPEN NOTES

Doug Dunakey, who posted the second 59 in NIKE TOUR history just the week before at the NIKE Miami Valley Open, stayed in his hot streak at Quail Hollow Resort's Devlin Course. Dunakey closed with back-to-back 65s to earn his first NIKE TOUR title by one stroke over third-round leader **Dennis Paulson**. Dunakey's 270 total matched the NIKE Cleveland Open tournament record set by **Greg Twiggs** in 1996 and equaled by **Mike Small** in 1997.

Steve Brodie recorded the second double eagle of his career and the 15th in NIKE TOUR history during the second round of the 1998 NIKE Cleveland Open. Brodie holed a 250-yard 3-wood on the 504-yard 15th hole at Quail Hollow Resort's Devlin Course.

Raymond Floyd, Jr. played in his first NIKE TOUR event at the NIKE Cleveland Open after accepting a sponsor's exemption. Floyd and his younger brother Robert, a NIKE TOUR rookie, missed the cut.

1998 NIKE LEHIGH VALLEY OPEN



Center Valley Club, Center Valley, PA
Par: 36-36-72 Yards: 6,953

Purse: \$225,000
June 18-21, 1998

LEADERS: First Round—Sean Murphy, after a course-record 7-under-par 65, held a one-stroke lead over Jay Davis, Doug Dunakey and Shane Tait. **Second Round**—Joe Ogilvie, at 12-under-par 132, had a one-stroke lead over Mark Hensby, who lowered the course record to 64 (matched later in the round by Monday qualifier Orist Wells), and Chris M. Anderson. **Third Round**—Notah Begay III, after equaling the course record of 64, stood at 16-under-par 200 and held a four-stroke lead over six players—Anderson, Ogilvie, Roger Tambellini, Robert Floyd, Brian Tennyson and Jeff Brehaut.



CUT: 57 players at 3-under-par 141 from a field of 144.

PRO-AM: Individual—Woody Austin, 67, \$250. Team—Chris Patton, Marco Gortana, 47, \$250 each.

WEATHER: Mostly sunny and warm Thursday, with a brief mid-afternoon sprinkle and a high in the mid 80s. Continued sunny and warm Friday, Saturday and Sunday, with high temperatures in the high 80s Friday and in the 90s Saturday and Sunday.

Winner: Eric Booker 67-67-72-65 271 \$40,500.00

(Won playoff with par-4 on NIKE TOUR-record ninth extra hole)

Notah Begay III	2	70-66-64-71	271	\$25,537.50	Ryan Howison	T28	70-69-66-75	280	\$1,535.62
Robin Freeman	3	70-70-65-67	272	\$18,562.50	Dennis Paulson ...	T28	71-69-69-71	280	\$1,535.62
Joe Ogilvie	4	67-65-72-69	273	\$14,062.50	Chris Couch	T32	71-70-72-68	281	\$1,260.00
Jeff Brehaut	T5	68-68-68-71	275	\$10,968.75	Steve Haskins	T32	71-70-68-72	281	\$1,260.00
Jay Williamson	T5	70-67-72-66	275	\$10,968.75	Jeff Julian	T32	69-71-72-69	281	\$1,260.00
Chris M. Anderson	T7	67-66-71-72	276	\$6,281.25	Carl Paulson	T32	69-72-74-66	281	\$1,260.00
Emlyn Aubrey	T7	70-69-70-67	276	\$6,281.25	Chris Stutts	T32	71-69-71-70	281	\$1,260.00
Robert Floyd	T7	69-67-68-72	276	\$6,281.25	Jay Davis	T37	66-72-74-70	282	\$1,035.00
J.L. Lewis	T7	68-70-68-70	276	\$6,281.25	Mark Hensby	T37	69-64-76-73	282	\$1,035.00
Rob McKelvey	T7	67-69-71-69	276	\$6,281.25	Brian Hull	T37	70-71-66-75	282	\$1,035.00
Brian Tennyson	T7	70-66-68-72	276	\$6,281.25	Cliff Kresge	T37	69-69-73-71	282	\$1,035.00
Don Walsworth	13	72-69-70-66	277	\$3,712.50	Joe Meade	T37	72-69-69-72	282	\$1,035.00
Bob Burns	T14	67-70-68-73	278	\$2,860.00	Scott Dunlap	T42	70-71-69-73	283	\$832.50
Doug Dunakey	T14	66-72-69-71	278	\$2,860.00	Stiles Mitchell	T42	73-67-70-73	283	\$832.50
Marco Gortana	T14	73-66-70-69	278	\$2,860.00	Kevin Riley	T42	70-71-74-68	283	\$832.50
Jeff Gove	T14	68-72-70-68	278	\$2,860.00	Shane Tait	T42	66-74-69-74	283	\$832.50
Matthew Lane	T14	71-70-72-65	278	\$2,860.00	Jerry Foltz	T46	72-67-76-69	284	\$697.50
John Maginnes	T14	70-66-71-71	278	\$2,860.00	Anthony Painter ..	T46	72-69-70-73	284	\$697.50
Sean Murphy	T14	65-75-68-70	278	\$2,860.00	Ivan Smith	T46	72-68-72-72	284	\$697.50
David Seawell	T14	73-66-70-69	278	\$2,860.00	Anthony Rodriguez	T49	71-70-71-73	285	\$630.00
Roger Tambellini ..	T14	68-66-70-74	278	\$2,860.00	Brent Schwarzrock	T49	71-69-76-69	285	\$630.00
Craig Bowden	T23	69-66-71-73	279	\$2,025.00	Adam Spring	T49	71-69-73-72	285	\$630.00
Paul Claxton	T23	71-70-69-69	279	\$2,025.00	Joe Cioe	T52	68-72-72-74	286	\$573.75
Greg Leshner	T23	71-68-67-73	279	\$2,025.00	Brian Gay	T52	68-73-74-71	286	\$573.75
Michael Muehr	T23	71-67-71-70	279	\$2,025.00	P.J. Cowan	T54	67-73-73-75	288	\$528.75
Geoffrey Sisk	T23	69-67-75-68	279	\$2,025.00	James Gilleon	T54	71-70-76-71	288	\$528.75
Tim Loustalot	T28	71-69-72-68	280	\$1,535.63	Rod Butcher	T56	70-71-73-76	290	\$483.75
Charlie Wi	T28	69-67-74-70	280	\$1,535.63	Orist Wells	T56	75-64-73-78	290	\$483.75

The following players did not finish (C=cut, W=withdrew, D=disqualified)

C—142- Patrick Boyd, Brian Claar, Tim Conley, Joe Daley, Allen Doyle, Paul Gow, Steve Hart, Craig Kanada, David McCampbell, Charles Raulerson, Don Reese, Bob Sowards, Mike Sposa, Chris Starkjohann, Michael Walton. 143- Russell Beiersdorf, Steve Jurgensen, Carlos Larrain, Aaron Meeks, Chris Patton, Matt Peterson, Fran Quinn, Dave Schreyer, Tony Sills. 144- Woody Austin, Pat Bates, David Berganio, Jr., Charles Bolling, Pat Fitzsimons, Rick Morton, Nick O'Hern, Gary Rusnak, Javier Sanchez, Tom Shaw, Wes Short, Mike Sullivan, John Wilson. 145- Brian Bateman, Jaxon Brigman, Billy Downes, Ray Floyd, Jr., Jeff Fujimoto, Charlie Rymmer, Fred Wadsworth. 146- Jim Booros, Joel Edwards, John Elliott, Joey Gullion, Deane Pappas, John Stone, Greg Whisman, Chris Zambri. 147- Ty Armstrong, Eric Bogar, Aaron Crewse, Angel Franco, Joey Snyder, Bud Still, Dennis Zinkon. 148- Ahmad Bateman, George Burns, Rick Cramer, Frank Esposito, John Kernohan. 149- Slade Adams, Steve Brodie, John DiMarco, Jon Levitt, Karl Zoller. 150- Bill Britton, Sean McCarty, Joe Walsh, David Wedzik. 151- Chris T. Anderson, Jeff Barlow, Vince Ramagli, Ben Witter, Noah Zelnik. 153- Stuart Hanford, Terry Hatch. 157- Brian Patrick. 158- Roger Dibble, Steve Voinovich. 160- John Klocksins. 161- Larry Wise. W—75- Bunky Henry. 80- Michael Clark.

NIKE LEHIGH VALLEY OPEN



TOURNAMENT HISTORY

Year	Winner	Score	Runner-up	Score	Location	Par/Yards
1998	*Eric Booker	271	Notah Begay III	271	Center Valley Club, Center Valley, PA	72/6953

Tournament Record: 271—Eric Booker, Notah Begay III (both 1998)
 Course Record: 64—Mark Hensby, Orist Wells, Notah Begay III (all 1998)
 36-hole Record: 132—Joe Ogilvie (1998)
 54-hole Record: 200—Notah Begay III (1998)

Key: * = Playoff

NIKE LEHIGH VALLEY OPEN NOTES

Lan Gooch made the first hole-in-one of the 1998 NIKE TOUR season when he holed a 9-iron at the 143-yard 10th hole at The Grasslands G&CC during the first round of the NIKE Lakeland Classic. What's more, the ace came on his first swing of the season, having begun his round on the back-nine.

When **Steve Lamontage** finished second at last year's NIKE Lakeland Classic, it marked the third time in nine events that he finished runner-up in a NIKE TOUR events. He finished second in last year's NIKE Permian Basin Open and tied for second in the NIKE San Jose Open before finishing a stroke behind **Casey Martin** to open the 1998 season.

Tom Shaw, Jr. recorded the longest birdie streak on the 1998 NIKE TOUR when he posted six consecutive during the first round of the 1998 NIKE Lakeland Classic.

1998 NIKE GREENSBORO OPEN



Sedgefield Country Club, Greensboro, NC
Par: 35-35-70 Yards: 6,737

Purse: \$225,000
June 25-28, 1998

LEADERS: First Round—Chris Zambri shot a 7-under-par 63 to lead by one stroke over Greg Leshner and by two over five other players, including eventual winner Joe Ogilvie. **Second Round**—Matthew Lane, after a course-record 10-under-par 60, was at 11-under-par 129 and led Zambri by one stroke. Joe Snyder was two strokes back. **Third Round**—Following a 69, Zambri was at 11-under par 199 and led Ogilvie by one stroke. Snyder and Jay Williamson were three strokes back.



CUT: 62 players at 1-under-par 139 from a field of 144.

PRO-AM: Individual—Michael Walton, 66, \$250. Team—Jerry Foltz, 119 (combination of team score based on handicap and actual professional score), \$250.

WEATHER: Sunny and hot all week, with temperatures in the mid-to-upper 90s. The heat index reached into the low 100s as the humidity was measured near 50 percent.

Winner: Joe Ogilvie 65-69-66-66 266 \$40,500.00

Chris Zambri	2	63-67-69-71	270	\$25,537.50	Michael Walton	T30	67-71-69-71	278	\$1,395.00
Bob Burns	T3	69-65-72-66	272	\$13,640.63	David Wedzik	T30	68-69-71-70	278	\$1,395.00
John Maginnes	T3	70-66-71-65	272	\$13,640.63	Greg Whisman	T30	69-70-66-73	278	\$1,395.00
Emlyn Aubrey	T3	68-67-69-68	272	\$13,640.62	Jeff Barlow	T36	70-67-72-70	279	\$1,147.50
Joey Snyder	T3	65-66-71-70	272	\$13,640.62	Doug Dunakey	T36	67-69-71-72	279	\$1,147.50
Sergio Garcia	T3	72-67-65-68	272	Amateur	Matt Peterson	T36	69-69-68-73	279	\$1,147.50
Greg Leshner	T8	64-72-70-67	273	\$7,312.50	Roger Tambellini ..	T36	69-70-67-73	279	\$1,147.50
Charles Raulerson ..	T8	70-68-69-66	273	\$7,312.50	Eric Booker	T40	68-70-70-72	280	\$990.00
Charles Warren	T8	70-67-69-67	273	\$7,312.50	Charlie Rymer	T40	71-67-73-69	280	\$990.00
Jay Williamson	T8	70-66-66-71	273	\$7,312.50	Chris Stutts	T40	69-67-68-76	280	\$990.00
Pat Bates	T12	69-67-69-69	274	\$4,050.00	Brian Bateman	T43	70-67-73-71	281	\$832.50
Brian Tennyson	T12	66-70-70-68	274	\$4,050.00	Rick Cramer	T43	70-69-71-71	281	\$832.50
Don Walsworth	T12	67-68-70-69	274	\$4,050.00	John Elliott	T43	70-69-73-69	281	\$832.50
Woody Austin	T15	69-64-72-70	275	\$3,285.00	Dennis Paulson	T43	68-71-69-73	281	\$832.50
Jeff Gove	T15	67-67-71-70	275	\$3,285.00	David Berganio, Jr.	T47	69-69-66-78	282	\$697.50
Tim Straub	T15	69-69-69-68	275	\$3,285.00	Eric Bogar	T47	69-70-71-72	282	\$697.50
Chris M. Anderson ..	T18	69-67-73-67	276	\$2,647.50	Dave Schreyer	T47	69-70-73-70	282	\$697.50
Jeff Brehaut	T18	68-66-77-65	276	\$2,647.50	Paul Claxton	T50	66-67-75-75	283	\$607.50
Matthew Lane	T18	69-60-75-72	276	\$2,647.50	Chris Couch	T50	66-70-70-77	283	\$607.50
Michael Muehr	T18	70-68-68-70	276	\$2,647.50	Allen Doyle	T50	65-71-71-76	283	\$607.50
Geoffrey Sisk	T18	68-69-69-70	276	\$2,647.50	Jason Gore	T50	70-69-72-72	283	\$607.50
Rocky Walcher	T18	71-68-67-70	276	\$2,647.50	Adam Spring	T50	68-70-70-75	283	\$607.50
Scott Dunlap	T24	67-67-73-70	277	\$1,968.75	Brian Gay	T55	67-72-70-75	284	\$495.00
Tim Dunlavey	T24	69-65-75-68	277	\$1,968.75	James Gilleon	T55	65-74-74-71	284	\$495.00
Steve Hart	T24	71-67-69-70	277	\$1,968.75	Rob McKelvey	T55	67-69-74-74	284	\$495.00
Kevin Johnson	T24	68-70-70-69	277	\$1,968.75	Juan Nutt	T55	70-69-74-71	284	\$495.00
Steve Lamontagne ..	T24	71-68-68-70	277	\$1,968.75	Brent Schwarrock ..	T55	69-69-74-72	284	\$495.00
Bud Still	T24	69-69-68-71	277	\$1,968.75	Joe Meade	60	65-72-71-77	285	\$427.50
Jay Davis	T30	69-69-72-68	278	\$1,395.00	Perry Moss	61	73-66-77-70	286	\$405.00
Steve Haskins	T30	68-70-67-73	278	\$1,395.00	Eric Johnson	62	72-66-78-71	287	\$382.50
Patrick Lee	T30	67-70-68-73	278	\$1,395.00					

The following players did not finish (C=cut, W=withdrew, D=disqualified)

C—140- Jaxon Brigman, Michael Clark, Robert Floyd, Chris Hunsucker, Roy Hunter, Jeff Julian, Dick Mast, Sean Murphy, Kevin Riley, Rea Schuessler, Shane Tait. **141-** JC Anderson, Notah Begay III, Ryan Howison, David Jackson, Craig Kanada, Rick Lewallen, Andrew McLardy, Carl Paulson, Andrew Pitts, Charlie Wi, Karl Zoller. **142-** Patrick Boyd, Curt Byrum, Trey Coker. **143-** Patrick Burke, Marco Gortana, Paul Gow, Jimmy Green, Joey Gullion, Mark Hensby, Tripp Isenhour, Ron Kirkpatrick, Cliff Kresge, Jon Levitt, David McCampbell, Justin Roof, Tom Scherrer, John Stone, Fred Wadsworth, Chris Wollmann. **144-** Jody Bellflower, Craig Bowden, Danny Briggs, John Kernohan, Carlos Larrain, Pat Moore, Tommy Roddy, Gene Sauers, Walter Smith, Bobby White. **145-** Nick Biesecker, Jerry Foltz, Jeff Fujimoto, Anthony Painter, Deane Pappas, Mike Sposa, Joe Walsh. **146-** Anthony Rodriguez, David Seawell, Bob Sowards. **147-** Bobby Cole, Brian Sharp, Mark Slawter, Chip Sullivan. **148-** Slade Adams, Roger O'Connell, Greg Twiggs. **149-** Cliff Benson, Roger Dibble, James Mason, Stan Stopa, Gus Ulrich. **151-** Ross Huling, John Paesani. **153-** David Thore. **156-** Todd Ricker. **W—70-** Steve Brodie. **72-** Ivan Smith. **73-** Ken Green. **75-** Stiles Mitchell. **80-** Aaron Meeks.

NIKE GREENSBORO OPEN



TOURNAMENT HISTORY

Year	Winner	Score	Runner-up	Score	Location	Par/Yards
1998	Joe Ogilvie	266	Chris Zambri	270	Sedgefield CC, Greensboro, NC	70/6737

Tournament Record:	266—Joe Ogilvie (1998)
Course Record:	60—Matthew Lane (1998)
36-hole Record:	129—Matthew Lane (1998)
54-hole Record:	199—Chris Zambri (1998)

NIKE GREENSBORO OPEN NOTES

Tournament winner **Joe Ogilvie** recorded his first career double-eagle during Sunday's final round, holing out his pitching wedge from 137 yards on the 489-yard, par-5 14th hole. The shot lifted Ogilvie into a four-stroke lead over playing partner and eventual runner-up **Chris Zambri**.

Matthew Lane broke the Sedgefield CC course record with his 10-under-par 60 in Friday's second round. Lane, who started his round on the back nine, turned his front side in 7-under 28 after two eagles, including one on the par-4 17th hole. Lane needed only 23 putts to better the previous course mark of 63.

Ogilvie's winning score of 266 established a new record on the famed Donald Ross-designed course. **George Archer** (1967) and **Billy Casper** (1968) each fired a 13-under-par 267 in winning the Greater Greensboro Open (par-70) and **Chi Chi Rodriguez** also posted a 17-under-par 267 (par-71) in capturing the 1973 GGO.

Sedgefield Country Club was the second Donald Ross-designed course to host a NIKE TOUR event. The Raleigh Country Club was the first to do it, hosting the NIKE Carolina Classic seven weeks earlier in the year.

Sergio Garcia's tie for third place was the best finish ever by an amateur in a NIKE event. Garcia finished at 8-under-par (272) for the week. The previous best finish by an amateur was **Michael Combs'** 5th-place at the 1991 Tri-Cities Open.

1998 NIKE HERSHEY OPEN



CC of Hershey (East), Hershey, PA
Par: 36-35-71 Yards: 7,081

Purse: \$225,000
July 2-5, 1998

LEADERS: First Round—Michael Clark shot a 5-under-par 66 to lead Chris Zambri by one stroke. Seven players were tied for third, two strokes back. **Second Round**—Clark shot a 3-under-par 68 to get to 8-under-par 134 and led Mike Sposa by three strokes. Zambri and John Maginnes were four behind. **Third Round**—Clark, with another 66, moved to 13-under-par 200 and led by four over Bob Burns, who shot a course-record 7-under-par 64.



CUT: 55 players at 3-over-par 145 from a field of 144.

PRO-AM: Individual—Jeff Brehaut, Jason Gore, 69, \$225 each. Team—Greg Leshner, 49, \$250.

WEATHER: Mostly sunny and warm all week, with temperatures in the upper 70s and low 80s. Winds were at 15 mph Sunday.

Winner: Michael Clark 66-68-66-73 273 \$40,500.00

Bob Burns	2	69-71-64-71	275	\$25,537.50	Jaxon Brigman	T28	70-75-74-69	288	\$1,498.50
Mike Sposa	3	68-69-69-70	276	\$18,562.50	John Maginnes ...	T28	73-65-76-74	288	\$1,498.50
Chris Zambri	4	67-71-67-73	278	\$14,062.50	Bob Sowards	T28	71-71-72-74	288	\$1,498.50
Paul Gow	5	72-69-69-69	279	\$11,812.50	Jay Williamson ...	T28	72-71-69-76	288	\$1,498.50
Charlie Wi	6	74-68-70-68	280	\$10,125.00	Marco Gortana	T33	71-71-73-74	289	\$1,282.50
Jeff Brehaut	T7	68-72-69-72	281	\$7,875.00	Craig Perks	T33	69-72-71-77	289	\$1,282.50
Tom Scherrer	T7	72-69-70-70	281	\$7,875.00	Chris M. Anderson	T35	69-72-69-80	290	\$1,147.50
Geoffrey Sisk	T7	74-67-68-72	281	\$7,875.00	Pat Bates	T35	72-72-72-74	290	\$1,147.50
John Kernohan ...	T10	73-66-72-71	282	\$5,062.50	Don Reese	T35	69-72-72-77	290	\$1,147.50
Tim Straub	T10	72-71-66-73	282	\$5,062.50	Steve Schneiter ...	T35	72-72-77-69	290	\$1,147.50
John Elliott	T12	74-70-71-68	283	\$3,712.50	Tim Dunlavey	T39	74-71-75-71	291	\$990.00
Rocky Walcher ...	T12	68-72-69-74	283	\$3,712.50	Matt Peterson	T39	71-71-72-77	291	\$990.00
Greg Whisman	T12	71-70-70-72	283	\$3,712.50	Brian Tennyson ...	T39	72-73-72-74	291	\$990.00
Craig Bowden	T15	71-73-69-71	284	\$3,031.88	Ahmad Bateman .	T42	74-70-70-78	292	\$832.50
Charles Warren ...	T15	72-72-70-70	284	\$3,031.88	Eric Booker	T42	72-71-73-76	292	\$832.50
Patrick Burke	T15	73-69-68-74	284	\$3,031.87	Billy Downes	T42	74-71-69-78	292	\$832.50
Kevin Johnson ...	T15	71-72-68-73	284	\$3,031.87	Ivan Smith	T42	72-73-69-78	292	\$832.50
Steve Lamontagne	T19	68-74-70-73	285	\$2,587.50	Robert Floyd	T46	73-69-76-75	293	\$708.75
Michael Muehr ...	T19	73-68-72-72	285	\$2,587.50	Stiles Mitchell	T46	74-70-77-72	293	\$708.75
Jack O'Keefe	T19	73-71-73-68	285	\$2,587.50	Curt Byrum	48	70-74-75-75	294	\$675.00
Robin Freeman ...	T22	72-67-71-77	287	\$2,081.25	Jeff Julian	49	73-71-73-78	295	\$652.50
Cliff Kresge	T22	73-71-71-72	287	\$2,081.25	Sam Randolph	50	75-70-74-77	296	\$630.00
Carl Paulson	T22	72-69-69-77	287	\$2,081.25	Brian Gay	T51	74-71-75-77	297	\$596.25
Charles Raulerson	T22	68-72-75-72	287	\$2,081.25	Juan Nutt	T51	75-69-81-72	297	\$596.25
Wes Short	T22	72-72-69-74	287	\$2,081.25	Rod Butcher	53	68-75-76-80	299	\$562.50
Chris Starkjohann	T22	73-69-71-74	287	\$2,081.25	Fred Wadsworth ..	54	72-71-81-76	300	\$540.00
Jeff Barlow	T28	73-69-69-77	288	\$1,498.50	Frank Esposito	55	72-73-80-78	303	\$517.50

The following players did not finish (C=cut, W=withdrew, D=disqualified)

C—146- Danny Briggs, Mike Emery Jr., Jerry Foltz, Jeff Fujimoto, Matt Gogel, Jeff Gove, Joey Gullion, Bill Hoefle, Chris Hunsucker, Doug Luce, David McCampbell, Paul Oglesby, Chris Riley, Rob Shuey, Darron Stiles, Shane Tait, Don Walsworth. **147-** Eric Bogar, Paul Claxton, Allen Doyle, Doug Dunakey, Brian Kelly, Greg Leshner, Jon Levitt, Tony Sills, Lance Ten Broeck, Joe Walsh. **148-** JC Anderson, Chris Couch, Brian Gaffney, David Jackson, Sean Murphy, Dennis Paulson, Fran Quinn, Tommy Roddy, Karl Zoller. **149-** Slade Adams, Emlyn Aubrey, Patrick Boyd, Roger Dibble, Jason Gore, Matthew Lane, Joe Ogilvie, Charlie Rymer, Ben Witter. **150-** Gene Fieger, Patrick Lee, Sean McCarty, Anthony Painter, Dave Schreyer, Adam Spring, Mario Tiziani, David Wedzik. **151-** Don DeAngelis, Steve Haskins, Dick Mast, Ken Morton, Deane Pappas, Chris Toulson, Greg Twiggs. **152-** Trey Coker, Steve Hart, John Johnson, Perry Moss, Stan Utley. **153-** Michael Allen, Ty Armstrong, Terry Diehl, Nick O'Hern, Joey Snyder. **154-** Joey Bonargo, Bobby Cole, James Hart, Wilson Zehner. **155-** David Branshaw. **156-** Aaron Crewse. **161-** Rod James, Michael Walton. **162-** Thomas Kelly. **163-** Pat Hines. **166-** Jim Jones. **172-** Kevin Edwards. **W—73-** Jay Gunning. **77-** P.J. Cowan. **79-** Pat Fitzsimons, James Gilleon, Steve Brodie. **W—143-** David Berganio, Jr.

NIKE HERSHEY OPEN



TOURNAMENT HISTORY

Year	Winner	Score	Runner-up	Score	Location	Par/Yards
NIKE HERSHEY OPEN						
1997	Barry Cheesman	278	Billy Downes Greg Leshner	279	CC of Hershey (East), Hershey, PA	71/7081
1998	Michael Clark	273	Bob Burns	275	CC of Hershey (East), Hershey, PA	71/7081

Tournament Record:	273—Michael Clark (1998)
Course Record:	64—Bob Burns (1998)
36-hole Record:	134—Michael Clark (1998)
54-hole Record:	200—Steve Lamontagne (1998)

NIKE HERSHEY OPEN NOTES

Michael Clark, who captured the 1996 NIKE Olympia Open, became the first wire-to-wire winner on the NIKE TOUR since **Trevor Dodds** captured the 1997 NIKE Miami Valley Open.

Bob Burns set a Country Club of Hershey East Course record with his 7-under-par 64 in the third round last year. Burns broke the mark of 65, which was tied by **John Maginnes** in the second round.

Stiles Mitchell registered two eagles during the second round of the 1998 tournament. Mitchell's eagle-2 on the par-4 18th hole allowed him to make the 36-hole cut by a single shot.

A total of only nine players broke par on the final round of the 1998 tournament. **Charlie Wi**, **John Elliott** and **Jack O'Keefe** each fired a 3-under-par 68 to tie for the low round of the day.

The Country Club of Hershey East Course was one of the most difficult on the 1998 NIKE TOUR. The average score for the entire tournament was 73.309, more than two full strokes over par, making Hershey the second highest tournament scoring average for the 1998 season.

Chris Anderson may have recorded a first on the NIKE TOUR when he and Jennifer Stanley were married in a greenside ceremony following completion of the third round on July 4th, the same day Chris' parents and grandparents celebrated their anniversaries.

1998 NIKE ST. LOUIS GOLF CLASSIC



The Missouri Bluffs Golf Club, St. Charles, MO
Par: 36-34-70 Yards: 6,978

Purse: \$225,000
July 16-19, 1998

LEADERS: First Round—Jason Schultz, at 5-under-par 65, led by one stroke over nine other players. **Second Round**—Jay Davis and JC Anderson shared the lead at 9-under-par 131, by one stroke over Deane Pappas, Chris Zambri, Craig Bowden and Greg Lesher. **Third Round**—Notah Begay, at 13-under-par 197, led by two strokes over Ron Whittaker, Lesher and Davis. Three players were tied for fifth place, three shots back.



CUT: 66 players at 2-under-par 138 from a field of 144

PRO-AM: Individual—Greg Lesher, 63 \$250. Team—Pedro Martinez, Woody Austin, Jeff Julian, Craig Perks, 44, \$193.75 each.

WEATHER: Thursday and Friday were mostly sunny during the day with temperatures in the mid-80's. Saturday was beautiful and sunny with temperatures in the mid-90's. Wind blowing 5 to 10 mph. Sunday was another hot day with temperatures in the high-90's.

Winner: Chris Starkjohann 69-67-64-63 263 \$40,500.00

Notah Begay III	2	68-65-64-67	264	\$25,537.50	Anthony Painter ..	T32	69-67-67-71	274	\$1,282.50
Greg Lesher	T3	69-63-67-67	266	\$14,812.50	JC Anderson	T36	67-64-71-73	275	\$967.50
Joe Ogilvie	T3	68-68-65-65	266	\$14,812.50	Rick Cramer	T36	66-68-71-70	275	\$967.50
Ron Whittaker	T3	67-67-65-67	266	\$14,812.50	Bill Hoefle	T36	70-68-65-72	275	\$967.50
David Berganio, Jr.	T6	67-69-64-67	267	\$9,000.00	Matthew Lane	T36	68-70-69-68	275	\$967.50
Jay C. Davis	T6	68-63-68-68	267	\$9,000.00	Craig Liddle	T36	68-69-68-70	275	\$967.50
Carl Paulson	T6	67-70-66-64	267	\$9,000.00	Craig Perks	T36	66-67-74-68	275	\$967.50
Woody Austin	T9	69-66-66-67	268	\$5,625.00	Matt Peterson	T36	68-67-70-70	275	\$967.50
Sean Murphy	T9	71-65-64-68	268	\$5,625.00	Gary Rusnak	T36	70-65-68-72	275	\$967.50
Mike Sposa	T9	68-70-64-66	268	\$5,625.00	Jerry Smith	T36	68-68-69-70	275	\$967.50
Michael Clark	T12	70-66-69-64	269	\$3,600.00	Adam Spring	T36	71-66-65-73	275	\$967.50
Craig Kanada	T12	68-67-68-66	269	\$3,600.00	Kory Bowman	T46	72-63-71-70	276	\$618.75
Rocky Walcher	T12	66-69-67-67	269	\$3,600.00	Roger Dibble	T46	66-71-71-68	276	\$618.75
Chris Zambri	T12	67-65-69-68	269	\$3,600.00	Miguel Guzman ..	T46	68-68-69-71	276	\$618.75
Pat Bates	T16	72-64-68-66	270	\$2,955.00	Ryan Howison	T46	67-69-71-69	276	\$618.75
Craig Bowden	T16	66-66-70-68	270	\$2,955.00	Eric Johnson	T46	68-70-69-69	276	\$618.75
Paul Gow	T16	69-67-68-66	270	\$2,955.00	John Kernohan ..	T46	67-67-71-71	276	\$618.75
Marco Gortana	T19	69-66-68-68	271	\$2,587.50	Michael Muehr	T46	68-68-69-71	276	\$618.75
Arden Knoll	T19	70-67-67-67	271	\$2,587.50	Greg Towne	T46	70-67-71-68	276	\$618.75
Karl Zoller	T19	66-67-68-70	271	\$2,587.50	Don Walsworth ..	T46	68-69-70-69	276	\$618.75
Robert Gaus	T22	67-70-67-68	272	\$2,025.00	Greg Whisman	T46	71-65-70-70	276	\$618.75
Deane Pappas	T22	67-65-72-68	272	\$2,025.00	Andrew Johnson ..	T56	67-69-69-72	277	\$472.50
John Restino	T22	66-67-68-71	272	\$2,025.00	Kevin Riley	T56	69-67-68-73	277	\$472.50
Jason Schultz	T22	65-69-68-70	272	\$2,025.00	Jay Williamson ..	T56	71-67-68-71	277	\$472.50
Geoffrey Sisk	T22	66-69-67-70	272	\$2,025.00	Slade Adams	T59	72-66-69-71	278	\$405.00
Joey Snyder	T22	67-70-68-67	272	\$2,025.00	Ahmad Bateman ..	T59	70-67-69-72	278	\$405.00
Brian Tennyson	T22	68-70-65-69	272	\$2,025.00	Charles Warren ..	T59	69-66-71-72	278	\$405.00
Eric Booker	T29	71-66-69-67	273	\$1,485.00	Nash Haxel	T62	69-68-70-72	279	\$348.75
David McCampbell	T29	68-68-65-72	273	\$1,485.00	Fran Quinn	T62	72-65-69-73	279	\$348.75
Michael Walton	T29	67-71-66-69	273	\$1,485.00	Danny Briggs	64	68-70-71-72	281	\$315.00
Eric Bogar	T32	69-69-64-72	274	\$1,282.50	Casey Brown	65	70-68-72-72	282	\$292.50
John Elliott	T32	66-70-72-66	274	\$1,282.50	Eddie Heinen	66	69-69-75-72	285	\$270.00
Jason Gore	T32	69-69-68-68	274	\$1,282.50					

The following players did not finish (C=cut, W=withdrew, D=disqualified)

C—139- Jeff Barlow, David Bartman, Jimmy Green, Jeff Hunter, David Kirkpatrick, Wes Short, Chris Stutts, Stephen Summers, Shane Tait, Bruce Vaughan, Charlie Wi. 140- Darrett Brinker, Steve Haskins, Tripp Isenhour, David Jackson, Jeff Klein, Chad Lydiatt, Casey Martin, Pedro Martinez, Chris Riley, Tom Scherrer, Gary Webb. 141- Jaxon Brigrman, Larry Emery, Brian Fogt, Jeff Julian, Joel Kribel, Jon Levitt, Greg Petersen, Dave Schreyer, Bud Still, Todd Thomas. 142- Derek Dicks, Jeff Fujimoto, Cliff Kresge. 143- John Hayes, Steve Lamontagne, Rick Morton, Tommy Roddy, Sam Scheibal. 144- Bret Burroughs, John Hess, Brian Hull, Gary March, Michael Miller, Anthony Rodriguez, Ron Stockton, Kevin Yantis, Dennis Zinkon. 145- Chris Couch, Bill Lansdowne, James Mason, Tim Straub, Jeff Thorsen, Chris Tucker. 146- Tim Clark, Robert Floyd, Ray Floyd, Jr., Chris Hunsucker. 147- John Finlayson, Jerry Foltz, Scott Hovis, Patrick Lee, Troy Martin, Bob Tays. 148- Mark Faulkner. 149- Chris Kamin. 150- Mike Stolarsky, Fred Sutton. 151- Joe Walsh. 152- Joe Hajduch, Rick Sholund. 153- Shawn Sullivan. 155- Steve Irwin. 156- David Roesch. W—73- Charlie Rymer. 75- Brent Schwarzrock. Doug Reed.

NIKE ST. LOUIS GOLF CLASSIC



TOURNAMENT HISTORY

Year	Winner	Score	Runner-up	Score	Location	Par/Yards
NIKE GATEWAY CLASSIC						
1994	Brad Fabel	279	Jim Carter	280	Lake Forest G&CC, Lake Saint Louis, MO	72/7161
1995	~*Chris Smith	203	Chris Perry Glen Hnatiuk	203	Lake Forest G&CC, Lake Saint Louis, MO	72/7161
1996	*Tim Conley	278	Javier Sanchez	278	Lake Forest G&CC, Lake Saint Louis, MO	72/7161
NIKE ST. LOUIS GOLF CLASSIC						
1997	Todd Gleaton	261	Arden Knoll	264	The Missouri Bluffs GC, St. Charles, MO	71/7047
1998	Chris Starkjohann	263	Notah Begay III	264	The Missouri Bluffs GC, St. Charles, MO	71/7047

Tournament Record: 261—Todd Gleaton (1997)
 Current Course Record: 60—Clark Dennis (1997)
 36-hole Record: 130—Rocky Walcher (1997)
 54-hole Record: 196—Rocky Walcher (1997)

Key: * = Playoff ~ = Weather-curtailed

NIKE ST. LOUIS GOLF CLASSIC NOTES

Jimmy Green recorded a hole-in-one on his second hole of the 1998 tournament. Using a seven-iron, he aced the 11th hole, a 196-yard, par-3. The next day, **Jay Davis** recorded a hole-in-one with a 3-iron on the 224-yard, par-3, 15th hole. The only other tournament in 1998 that had two players record aces in the same week was the NIKE Lakeland Classic, the first tournament of the year. There were three aces recorded at the NIKE Ozajks Open.

Clark Dennis fired an 11-under-par 60 in the final round of the 1997 NIKE St. Louis Golf Classic, shattering the course record. Dennis' attempt at a 59 and a place in golf history fell shy when his 25-foot birdie putt on the final hole came up short. "There wasn't any way you can be more nervous that I was standing over that putt," Dennis said afterward.

Todd Gleaton's winning score of 23-under-par 261 at the 1997 NIKE St. Louis Golf Classic tied the NIKE TOUR 72-hole scoring record. Gleaton's time in the record book was short-lived, however, as **Chris Smith** won the NIKE Omaha Classic three weeks later with a record-setting 26-under-par 258.

1998 NIKE WICHITA OPEN



Willowbend Golf Course; Wichita, KS
Par: 36-36-72 Yards: 7,000

Purse: \$225,000
July 23-26, 1998

LEADERS: First Round—Seven players were tied for the lead at 7-under-par 65. In the group were: Deane Pappas, Carl Paulson, Jeff Gove, Geoffrey Sisk, Charles Raulerson, Brian Bateman and Paul Gow. Three players were at 6-under-par 66, with five more at 67. **Second Round**—Emlyn Aubrey fired a course-record 11-under-par 61 to get to 17-under-par 127 and lead by five over Paulson, and by six over Gow, Sisk and Adam Spring. **Third Round**—Aubrey, Gow and Anthony Rodriguez were tied at 18-under-par 198. Paulson, at 16-under-par 200 was third, with Charlie Wi and Woody Austin tied for fifth at 15-under-par 201.

CUT: 60 players, at 4-under-par 140 from a field of 144



PRO-AM: Individual—Deane Pappas and Chris Couch, 64, \$225 each. Team—Matt Gogel, 53, \$250.

WEATHER: Rain and lightning delayed Thursday's opening round for two hours prior to the first tee shot. Temperatures moved into the middle 80s by the afternoon. Round two was delayed 15 minutes at the start. Again, temperatures were in the mid-80s. Temperatures were in the upper 80s with winds around 10-15 mph. Round four was delayed 45 minutes at the start due to some lightning in the area. For the day, mostly sunny skies and temperatures in the mid-80s.

Winner: Emlyn Aubrey 66-61-71-67 265 \$40,500.00

Carl Paulson	T2	65-67-68-66	266	\$22,050.00	Arden Knoll	T28	72-66-66-72	276	\$1,498.50
Anthony Rodriguez ...	T2	68-66-64-68	266	\$22,050.00	Jeff Barlow	T33	69-71-67-70	277	\$1,215.00
Geoffrey Sisk	T4	65-68-69-65	267	\$12,937.50	Eric Johnson	T33	69-68-71-69	277	\$1,215.00
Charlie Wi	T4	69-66-66-66	267	\$12,937.50	Craig Perks	T33	71-69-69-68	277	\$1,215.00
Jaime Gomez	6	68-70-67-63	268	\$10,125.00	Chris Stutts	T33	71-68-68-70	277	\$1,215.00
Paul Gow	T7	65-68-65-71	269	\$8,437.50	John Wilson	T33	68-67-70-72	277	\$1,215.00
Adam Spring	T7	68-65-71-65	269	\$8,437.50	Craig Bowden	T38	68-69-72-69	278	\$967.50
Woody Austin	T9	67-68-66-69	270	\$6,187.50	Patrick Boyd	T38	69-71-67-71	278	\$967.50
Steve Lamontagne ..	T9	67-69-69-65	270	\$6,187.50	Jeff Brehaut	T38	74-64-71-69	278	\$967.50
Jaxon Brigman	T11	67-70-68-66	271	\$4,218.75	Brian Cairns	T38	68-67-70-73	278	\$967.50
Greg Leshar	T11	70-68-68-65	271	\$4,218.75	Paul Claxton	T38	70-67-70-71	278	\$967.50
Brian Bateman	T13	65-74-67-66	272	\$3,600.00	John Kernohan	T38	71-68-69-70	278	\$967.50
Eric Booker	T13	69-65-70-68	272	\$3,600.00	Pedro Martinez	44	69-68-70-72	279	\$810.00
Doug Dunakey	T15	66-71-69-67	273	\$3,031.88	Ryan Howison	T45	72-68-72-68	280	\$727.50
Karl Zoller	T15	69-71-66-67	273	\$3,031.88	Taylor Smith	T45	74-66-68-72	280	\$727.50
Notah Begay III	T15	73-62-70-68	273	\$3,031.87	Greg Towne	T45	69-71-71-69	280	\$727.50
Jeff Gove	T15	65-69-69-70	273	\$3,031.87	Matthew Lane	T48	69-70-68-74	281	\$641.25
Brian Gay	T19	69-67-69-69	274	\$2,531.25	Joe Ogilvie	T48	69-69-73-70	281	\$641.25
Dennis Paulson	T19	70-69-70-65	274	\$2,531.25	Bob Ralston	T48	68-70-71-72	281	\$641.25
Brian Tennyson	T19	68-68-68-70	274	\$2,531.25	Ron Whittaker	T48	69-70-74-68	281	\$641.25
Bruce Vaughan	T19	70-69-67-68	274	\$2,531.25	Ty Armstrong	T52	69-71-70-72	282	\$551.25
Bob Burns	T23	68-69-69-69	275	\$2,025.00	Kevin Riley	T52	69-70-70-73	282	\$551.25
Keoke Cotner	T23	69-70-70-66	275	\$2,025.00	Wes Short	T52	69-71-69-73	282	\$551.25
David McCampbell ..	T23	68-70-66-71	275	\$2,025.00	Greg Whisman	T52	66-73-72-71	282	\$551.25
Pat McTigue	T23	66-68-68-73	275	\$2,025.00	Joey Gullion	T56	70-70-68-75	283	\$483.75
Charles Raulerson ..	T23	65-70-69-71	275	\$2,025.00	Chris Riley	T56	68-72-72-71	283	\$483.75
Eric Bogar	T28	71-69-67-69	276	\$1,498.50	John Elliott	58	69-71-73-71	284	\$450.00
Michael Clark	T28	68-70-69-69	276	\$1,498.50	Craig Kanada	59	69-71-74-73	287	\$427.50
Roger Dibble	T28	70-67-70-69	276	\$1,498.50	Chris Couch	60	71-68-74-75	288	\$405.00
Steve Gotsche	T28	70-68-70-68	276	\$1,498.50					

The following players did not finish (C=cut, W=withdrew, D=disqualified):

C—141- Michael Allen, Chris M. Anderson, Danny Briggs, Jerry Foltz, Jimmy Green, David Jackson, Kevin Johnson, Michael Muehr, Deane Pappas, Matt Peterson, Don Reese, Bob Sowards, Chris Starkjohann, Bud Still, Don Walsworth, Gary Webb, David Wedzik. 142- JC Anderson, David Bartman, Pat Bates, David Berganio, Jr., Trey Coker, Bill Hoefle, Brian Hull, David Kirkpatrick, Rob McKelvey, Anthony Painter, John Restino, Tom Scherrer, Jason Schultz, Shane Tait. 143- Jay Davis, Robert Floyd, Matt Gogel, Jason Gore, Lee Johnson, Patrick Lee, Jon Levitt, Stiles Mitchell, Bret Taylor, Jeff Thorsen, Joe Walsh, Charles Warren. 144- Slade Adams, Kory Bowman, Robert Gaus, James Gilleon, Tim Hobby, Jeff Julian, David Seawell, Tom Shaw. 145- Sean Murphy, Steve Newman, Gary Rusnak, Stephen Summers, Craig Walker. 146- Rick Cramer, Cliff Kresge, Ivan Smith, Joey Snyder, Roger Tambellini, Jay Williamson, Chris Zambri. 147- Kawika Cotner, Mike Sposa, Rocky Walcher, Michael Walton. 148- Brad Elder, Rick Nuckolls, Chris Peddicord. 149- Dan Barry, Chris Hunsucker, Kelly Lotton, Dennis Zinkon. 150- Ahmad Bateman. 151- Kurt Gibson. 152- Doug Atherly. 153- Dan Raiford, Henry Valent. 154- Scott Nelson, Ron Stockton. 159- Bill Bishop. 161- Dean Sessions, Rod Nuckolls.

NIKE WICHITA OPEN



TOURNAMENT HISTORY

Year	Winner	Score	Runner-up	Score	Location	Par/Yards
BEN HOGAN REFLECTION RIDGE OPEN						
1990	#Tom Lehman	202	Greg Whisman	203	Reflection Ridge GC, Wichita, KS	72/6730
BEN HOGAN WICHITA CHARITY CLASSIC						
1991	#Eric Hoos	199	Tom Garner Pete Jordan	200	Reflection Ridge GC, Wichita, KS	72/6730
1992	#*Jeff Woodland (Playoff completed Monday)	204	Bob May	204	Reflection Ridge GC, Wichita, KS	72/6730
NIKE WICHITA OPEN						
1993	David Duval	271	Jeff Lee John Morse	272	Reflection Ridge GC, Wichita, KS	72/6730
1994	Dennis Postlewait	271	Clark Burroughs	272	Reflection Ridge GC, Wichita, KS	72/6730
1995	*David Toms	269	E.J. Pfister	269	Reflection Ridge GC, Wichita, KS	72/6730
1996	Rick Cramer	269	J.P. Hayes Jimmy Johnston Craig Kanada	270	Reflection Ridge GC, Wichita, KS	72/6730
1997	*Ben Bates	269	Carl Paulson Jeff Brehaut Chris Smith	269	Willowbend GC, Wichita, KS	72/7000
1998	Emlyn Aubrey	265	Carl Paulson Anthony Rodriguez	266	Willowbend GC, Wichita, KS	72/7000

Tournament Record: 265—Emlyn Aubrey (1998)
 Current Course Record: 61—Emlyn Aubrey (1998)
 36-hole Record: 127—Eric Hoos (1991); Emlyn Aubrey (1998)
 54-hole Record: 198—Emlyn Aubrey, Paul Gow (both 1998)

Key: * = Playoff # = 54-hole tournament

NIKE WICHITA OPEN NOTES

*Emlyn Aubrey tied the NIKE TOUR record for first 36 holes with his 17-under-par 127 total in the first two rounds of last year's event. That tied him with **Trevor Dodds**, who accomplished the feat that the 1997 NIKE Miami Valley Open and **Eric Hoos**, who did it at the 1991 Wichita Charity Classic.*

*Emlyn Aubrey's 23-under-par 265 winning total matched the second lowest in NIKE TOUR history. **Chris Smith** was 26-under-par in winning the 1997 NIKE Omaha Classic with a 72-hole total of 258.*

The 1998 NIKE Wichita Open was the site of the NIKE TOUR record for most eagles in a tournament. A total of 81 eagles were recorded during the four days at Willowbend Golf Club, breaking the previous mark of 76 eagles at the 1998 NIKE Greensboro Open.

1998 NIKE DAKOTA DUNES OPEN



Dakota Dunes CC, Dakota Dunes, SD
Par: 36-36-72 Yards: 7,165

Purse: \$325,000
July 30-August 2, 1998

LEADERS: First Round—John Maginnes, at 10-under-par 62, led by three-strokes over Don Reese and Bob Burns. **Second Round**—Maginnes, at 14-under-par 130, led by two strokes over Adam Spring. **Third Round**—Maginnes, at 13-under-par 203, led by one stroke over Shane Tait, Sean Murphy, Ryan Howison and Eric Booker.

CUT: 57 players at 4-under-par 140 from a field of 144.



PRO-AM: Individual—John Elliott, 66, \$250. Team—Joe Ogilvie, \$2250.

WEATHER: Thursday and Friday were partly cloudy and pleasant with temperatures in the 70s. Saturday was warm, sunny and breezy with temperatures in the 80s. Wind blowing southeast 15 to 25 mph. Sunday was cloudy and foggy with a light rain all day. Southeast winds 10 to 20 mph. Temperatures in the 70s.

Winner: John Maginnes 62-68-73-71 274 \$58,500.00

(Won playoff with birdie-4 on second playoff hole)

Ryan Howison	T2	67-68-70-69	274	\$31,850.00	Adam Spring	T28	66-66-79-73	284	\$2,075.36
Sean Murphy	T2	69-67-69-69	274	\$31,850.00	Brian Tennyson ...	T28	69-69-75-71	284	\$2,075.36
Eric Booker	T4	68-65-72-70	275	\$18,687.50	Chris Zambri	T28	67-71-73-73	284	\$2,075.36
Don Walsworth	T4	66-70-70-69	275	\$18,687.50	Craig Kanada	T28	67-73-71-73	284	\$2,075.35
David Berganio, Jr.	6	69-70-68-69	276	\$14,625.00	Shane Tait	T28	71-68-66-79	284	\$2,075.35
Robin Freeman	T7	66-69-71-72	278	\$11,375.00	Jon Levitt	T35	69-67-76-73	285	\$1,657.50
Mark Hensby	T7	71-69-69-69	278	\$11,375.00	Nick O'Hern	T35	71-68-74-72	285	\$1,657.50
Jeff Julian	T7	68-71-70-69	278	\$11,375.00	Joey Snyder III	T35	71-69-71-74	285	\$1,657.50
Marco Gortana	T10	69-67-73-70	279	\$6,770.84	John Wilson	T35	68-72-75-70	285	\$1,657.50
Scott Dunlap	T10	71-67-69-72	279	\$6,770.83	Emlyn Aubrey	T39	69-70-75-72	286	\$1,430.00
Mike Sullivan	T10	70-68-68-73	279	\$6,770.83	Brian Gay	T39	69-71-71-75	286	\$1,430.00
David Kirkpatrick ..	T13	67-69-74-71	281	\$4,899.38	Joey Gullion	T39	71-69-70-76	286	\$1,430.00
Tom Shaw	T13	72-67-72-70	281	\$4,899.38	Jaxon Brigman	T42	70-69-77-71	287	\$1,267.50
Jeff Gove	T13	68-68-73-72	281	\$4,899.37	Dennis Zinkon	T42	68-71-76-72	287	\$1,267.50
Garrett Willis	T13	66-69-73-73	281	\$4,899.37	Greg Leshner	44	73-67-76-72	288	\$1,170.00
Woody Austin	T17	67-67-76-72	282	\$3,989.38	Patrick Burke	T45	69-68-78-74	289	\$1,031.88
Jimmy Green	T17	67-72-76-67	282	\$3,989.38	Cliff Kresge	T45	69-68-78-74	289	\$1,031.88
Brian Bateman	T17	68-71-71-72	282	\$3,989.37	Tom Scherrer	T45	70-70-73-76	289	\$1,031.87
Craig Spence	T17	69-69-70-74	282	\$3,989.37	Karl Zoller	T45	68-72-75-74	289	\$1,031.87
Ahmad Bateman	T21	68-67-76-72	283	\$3,087.50	Paul Claxton	T49	69-69-76-76	290	\$893.75
Pat Bates	T21	67-70-74-72	283	\$3,087.50	Fran Quinn	T49	70-69-75-76	290	\$893.75
Bob Burns	T21	65-73-74-71	283	\$3,087.50	Don Reese	T49	65-74-78-73	290	\$893.75
Matt Gogel	T21	69-68-74-72	283	\$3,087.50	Mike Sposa	T49	70-70-74-76	290	\$893.75
Matt Peterson	T21	71-67-71-74	283	\$3,087.50	Patrick Lee	53	71-68-76-76	291	\$812.50
Charles Raulerson ..	T21	71-67-76-69	283	\$3,087.50	Robert Floyd	54	71-69-78-74	292	\$780.00
Charles Warren	T21	72-68-70-73	283	\$3,087.50	Chris Couch	55	71-68-75-79	293	\$747.50
Craig Bowden	T28	69-68-75-72	284	\$2,075.36	Jaime Gomez	56	70-69-73-83	295	\$715.00
John Kernohan	T28	67-72-72-73	284	\$2,075.36	Carl Paulson	57	69-70-76-82	297	\$682.50

The following players did not finish (C=cut, W=withdrew, D=disqualified)

C—141- Ty Armstrong, John Elliott, Steve Hart, Steve Haskins, Matthew Lane, Stiles Mitchell, Deane Pappas, Dennis Paulson, Chris Riley, Geoffrey Sisk, Taylor Smith, Donnie Teeter, Charlie Wi, Jay Williamson. **142-** Chris M. Anderson, Notah Begay III, Trey Coker, Doug Dunakey, Kevin Johnson, Perry Moss, Joe Ogilvie, David Seawell, Tony Sills, Ivan Smith, Chris Stutts, Fred Wadsworth. **143-** Eric Bogar, Bill Hoefle, Arden Knoll, Michael Muehr, Craig Perks, Gary Rusnak, Gene Sauers, Greg Twigg, Bruce Vaughan. **144-** JC Anderson, Jeff Brehaut, Jason Bryant, Jay Davis, Kevin DeNike, Carlos Larrain, Sam Randolph, Charlie Rymer, Dave Schreyer, Bob Sowards, Michael Walton, Ed Wyatt. **145-** Michael Clark, Jerry Foltz, Paul Gow, Chris Starkjohann, Rocky Walcher. **146-** Michael Allen, Danny Briggs, Shawn Kelly, Kelly Korleski, Steve Schneider, Bret Taylor. **147-** Kevin Riley, Anthony Rodriguez, Joe Walsh. **148-** Patrick Boyd, Rod Butcher, Steve Irwin, Keith McNulty. **149-** Casey Martin, Rob McKelvey, Bud Still. **150-** Billy Downes, James Gilleon, Jay Overton. **151-** Keoke Cotner, Jason Gore. **152-** Ray Floyd, Jr., David McCampbell. **154-** Ross Barnes, Pat Fitzsimons, Eric Johnson. **155-** Ben Pettitt. **156-** Jon Erickson. **158-** Skip Tredway. **159-** Mike Cornell. **163-** Tim Duignan. **168-** Justin Herron. **170-** Ted DiGiacomo. **171-** Peter Hagen. **W—73-** Anthony Painter.

NIKE DAKOTA DUNES OPEN



TOURNAMENT HISTORY

Year	Winner	Score	Runner-up	Score	Location	Par/Yards
BEN HOGAN DAKOTA DUNES OPEN						
1990	#Kim Young	197	Mike Springer	198	Dakota Dunes CC (Boat Club Course), Dakota Dunes, SD	72/6181
1991	#Jeff Woodland	196	Steve Stricker	197	Dakota Dunes CC (Boat Club Course), Dakota Dunes, SD	72/6181
1992	#Rick Todd	*207	Stephen Ames Kel Devlin Kelly Gibson David Jackson	207	Dakota Dunes CC, Dakota Dunes, SD	72/7165
NIKE DAKOTA DUNES OPEN						
1993	Alan Pate	260	Stan Utley	261	Dakota Dunes CC, Dakota Dunes, SD	69/6952
1994	Pat Bates	276	(Course shortened to 17 holes due to flooding) Rex Caldwell	278	Dakota Dunes CC, Dakota Dunes, SD	72/7165
1995	Chris Smith	272	Gary Webb Greg Hamilton Clarence Rose	273	Dakota Dunes CC, Dakota Dunes, SD	72/7165
1996	*Gary Webb	275	Chad Magee	275	Dakota Dunes CC, Dakota Dunes, SD	72/7165
1997	Chris Smith	268	Glen Hnatiuk	270	Dakota Dunes CC, Dakota Dunes, SD	72/7165
1998	*John Maginnes	274	Ryan Howison Sean Murphy	274	Dakota Dunes CC, Dakota Dunes, SD	72/7165

Tournament Record: 268—Chris Smith (1997)
 Current Course Record: 61—Rocky Walcher (1997)
 36-hole Record: 127—Kim Young (1990)
 54-hole Record: 196—Jeff Woodland (1991)

Key: * = Playoff # = 54-hole tournament

NIKE DAKOTA DUNES OPEN NOTES

Robin Freeman recorded his 10th career hole-in-one during Thursday's opening round. Freeman aced the 171-yard, par-3 14th hole with a 7-iron. It was third hole-in-one in tournament history.

Don Walsworth registered a pair of eagles in Thursday's opening round. Walsworth, who started play on the back nine, chipped in from 25 yards for an eagle on the 585-yard, par-5 1st hole and then canned a four-foot putt for an eagle three on the 520-yard, par-5 7th hole.

John Maginnes' wire-to-wire win at the Dakota Dunes Open was just the second wire-to-wire victory on the NIKE TOUR in 1998. Maginnes joined **Michael Clark**, winner of the NIKE Hershey Open, as the year's only wire-to-wire winners. Both players' winning scores were 14-under-par.

John Maginnes playoff victory over **Sean Murphy** and **Ryan Howison** marked the second time in three years that the NIKE Dakota Dunes Open went to extra holes to determine a champion, and the third time in the nine-year history of the event. **Rick Todd** defeated **David Jackson** to win the 1992 tournament, while **Gary Webb** defeated **Chad Magee** to win in 1996 at the Dakota Dunes Country Club.

1998 NIKE OMAHA CLASSIC



The Champions Club, Omaha, NE
Par: 36-35—71 Yards: 6,966


Purse: \$250,000
Aug. 6-9, 1998

LEADERS: First Round—Don Walsworth fired a course record 10-under-par 61 to lead by two-strokes over Gene Sauers. 47 players were at par or better. **Second Round**—Walsworth and Marco Gortana share the lead at 13-under-par 129, lead by two-strokes over Jay Williamson. **Third Round**—Walsworth and Williamson, at 13-under-par 200, led by one stroke over Sauers.

CUT: 63 players at even-par 142 from a field of 144

PRO-AM: Individual—Greg Twiggs, 66 \$250. Team—Ty Armstrong, \$250.

WEATHER: Cloudy and windy with intermittent drizzle throughout the day on Thursday. Wind was blowing NNW at 10 mph with gusts up to 20 mph. Temperatures in the high 60s. Morning rain on Friday suspended play for 10 minutes beginning at 10:00 a.m., due to standing water on the 17th green. Afternoon wave was delayed 30-minutes due to slow play and the 10 minute delay in the morning. Once the rain dissipated, the day was sunny and mild with temperatures in the 70s. Saturday and Sunday was sunny and warm with temperatures in the 80s.



Winner: Matt Gogel 66-69-69-67 271 \$45,000.00

(Won playoff with par-4 on fourth extra hole)

Jay Williamson	2	64-67-69-71	271	\$28,375.00	Jerry Foltz	T30	69-71-68-72	280	\$1,431.25
Eric Johnson	T3	69-70-67-66	272	\$14,125.00	Rick Heath	T30	67-70-66-77	280	\$1,431.25
John Maginnes	T3	69-71-68-64	272	\$14,125.00	Cliff Kresge	T30	73-67-71-69	280	\$1,431.25
Chris Riley	T3	70-66-66-70	272	\$14,125.00	Sam Randolph	T30	71-70-70-69	280	\$1,431.25
Gene Sauers	T3	63-69-69-71	272	\$14,125.00	Tom Shaw	T30	73-67-73-67	280	\$1,431.25
Don Walsworth	T3	61-68-71-72	272	\$14,125.00	Chris Stutts	T30	69-72-66-73	280	\$1,431.25
Craig Bowden	T8	72-66-68-67	273	\$8,125.00	Emlyn Aubrey	T38	70-68-74-69	281	\$1,100.00
Marco Gortana	T8	67-62-74-70	273	\$8,125.00	Jeff Gove	T38	68-72-72-69	281	\$1,100.00
Scott Dunlap	T10	73-69-67-65	274	\$5,625.00	Lee Kinney	T38	71-71-69-70	281	\$1,100.00
Patrick Lee	T10	71-69-69-65	274	\$5,625.00	Ted Oh	T38	71-71-75-64	281	\$1,100.00
Charles Raulerson	12	72-70-64-69	275	\$4,375.00	Deane Pappas	T38	71-69-71-70	281	\$1,100.00
Jimmy Green	T13	64-72-68-72	276	\$3,875.00	Shawn Kelly	T43	70-69-72-71	282	\$900.00
Casey Martin	T13	70-72-69-65	276	\$3,875.00	John Kernohan	T43	73-69-70-70	282	\$900.00
Adam Spring	T13	75-65-71-65	276	\$3,875.00	Rob McKelvey	T43	69-69-70-74	282	\$900.00
Jeff Thorsen	T16	69-70-70-68	277	\$3,283.34	Doug Dunakey	T46	71-71-69-72	283	\$775.00
Craig Kanada	T16	69-70-69-69	277	\$3,283.33	David McCampbell	T46	69-73-72-69	283	\$775.00
Bruce Vaughan	T16	66-70-69-72	277	\$3,283.33	Perry Moss	T46	71-68-67-77	283	\$775.00
Jeff Barlow	T19	67-68-74-69	278	\$2,812.50	Jeff Cook	T49	72-70-73-69	284	\$712.50
Jeff Brehaut	T19	72-67-72-67	278	\$2,812.50	Charles Warren	T49	69-72-70-73	284	\$712.50
Steve Hart	T19	71-68-70-69	278	\$2,812.50	Joe Ogilvie	51	68-74-72-71	285	\$675.00
Taylor Smith	T19	73-69-65-71	278	\$2,812.50	David Seawell	T52	71-69-76-70	286	\$637.50
JC Anderson	T23	67-69-71-72	279	\$2,125.00	Joey Snyder III	T52	72-67-72-75	286	\$637.50
John Elliott	T23	74-67-72-66	279	\$2,125.00	Joey Gullion	T54	66-74-71-76	287	\$587.50
Tripp Isenhour	T23	68-69-70-72	279	\$2,125.00	Karl Zoller	T54	68-69-76-74	287	\$587.50
Greg Leshner	T23	69-71-71-68	279	\$2,125.00	Jaxon Brigman	T56	69-72-76-71	288	\$512.50
Dave Schreyer	T23	72-68-71-68	279	\$2,125.00	Paul Gow	T56	73-69-71-75	288	\$512.50
Geoffrey Sisk	T23	71-67-70-71	279	\$2,125.00	Brent Schwarrock	T56	71-71-69-77	288	\$512.50
John Wilson	T23	71-68-73-67	279	\$2,125.00	Bob Sowards	T56	69-73-76-70	288	\$512.50
Chris Couch	T30	67-75-69-69	280	\$1,431.25	Kevin Johnson	T60	74-68-70-77	289	\$437.50
Jay Davis	T30	69-72-67-72	280	\$1,431.25	David Wedzik	T60	71-70-72-76	289	\$437.50
						Brian Fogt	62	71-69-77-73	290	\$400.00

The following players did not finish (C=cut, W=withdrew, D=disqualified)

138- Greg Whisman. 143- Michael Allen, Chris M. Anderson, Patrick Burke, Rodney Cook, Robert Floyd, Steve Gotsche, David Kirkpatrick, Dennis Paulson, Matt Peterson, Ivan Smith, Mike Sposo, Ron Whittaker. 144- Ty Armstrong, Brian Bateman, Bob Burns, Brad Elder, Robir Freeman, Ryan Howison, Michael Muehr, Don Reese, Tom Scherrer, Wes Short, Rocky Walcher, Michael Walton. 145- Pat Bates, Dan Halldorson, Steve Haskins, Arden Knoll, Sean Murphy, Garrett Willis, Chris Zambri. 146- Don Berry, Greg Bruckner, Paul Claxton, James Gilleon, Chris Starkjohann, Charlie Wi. 147- Michael Board, Michael Clark, Trey Coker, Danny Edwards, Jeff Fujimoto, Chad Ginn, Jason Gore, Carl Paulson, Charlie Rymer, Mike Sullivan. 148- Patrick Boyd, Craig A. Spence. 149- Ahmad Bateman, Cameron Beckman, Billy Downes, Jason Enloe, Anthony Rodriguez, Steve Schneider. 150- Roger Dibble, Pat Fitzsimons, Brian Gay, Colby Norton, Shane Tait, Bret Taylor. 151- Slade Adams, Greg Twiggs. 152- Joe Walsh. 153- Anthony Painter. 154- Bud Still. 155- Ed Wyatt. 156- Justin Herron. 157- Justin Stroud. 158- Kevin DeNike, Ted DiGiacomo. 160- Steve Diehm. 161- M ke Cornell, Jon Sinclair II. 163- Jon Erickson. 166- Ross Barnes. 167- Danny Lowe. 172- John Manseau. 71- Kevin Riley. 72- Stiles Mitchell. 75- Tony Sills

NIKE OMAHA CLASSIC



TOURNAMENT HISTORY

Year	Winner	Score	Runner-up	Score	Location	Par/Yards
NIKE OMAHA CLASSIC						
1996	Rocky Walcher	267	Michael Christie Steve Larick	268	The Champions Club, Omaha, NE	72/7034
1997	Chris Smith	258	Earry Cheesman	269	The Champions Club, Omaha, NE	71/6948
1998	Matt Gogel	271	Jay Williamson	271	The Champions Club, Omaha, NE	71/6948

Tournament Record: 258—Chris Smith (1997)
 Current Course Record: 61—Don Walsworth (1998)
 36-hole Record: 128—Chris Smith (1997)
 54-hole Record: 192—Chris Smith (1997)

NIKE OMAHA CLASSIC NOTES

Don Walsworth fired a 10-under-par 61 in Thursday's opening round at the NIKE Omaha Classic, shattering the course record held by five other players, including **Gene Sauers**, who fired an 8-under-par 63 in the morning round on Thursday, before Walsworth even stepped onto the course. **Marco Gortana** came close to matching Walsworth's record when he fired a 9-under-par 62 in the second round.

Matt Gogel and **Jay Williamson** are such good friends that Gogel and his in-laws hosted Williamson and his wife during the 1998 NIKE Omaha Classic at The Champions Club. After both men finished the 72-hole tournament at 13-under 271, Gogel and Williamson staged a match-play standoff to secure the \$45,000 paycheck. It wasn't over until Gogel's 17-foot birdie attempt on the fourth playoff hole rolled short of the cup and he tapped in. Moments later, Williamson couldn't connect on his 15-foot effort to match par.

1998 NIKE OZARKS OPEN



Highland Springs CC, Springfield, MO
Par: 36-36-72 Yards: 7,058

Purse: \$225,000
August 13-16, 1998

LEADERS: First Round—Seven players, Marco Gortana, Greg Twiggs, John Maginnes, Brian Tennyson, Jason Gore, Kory Bowman and David Beck, fired 6-under-par 65 to share the lead by one stroke over six other players. **Second Round**—Anthony Painter 14-under-par 130, leads by one stroke over Matt Gogel. **Third Round**—Painter, at 18-under-par 196, led by two strokes over Gortana.



CUT: 68 players at 3-under-par 141 from a field of 144.

PRO-AM: Individual—Greg Twiggs, 66, \$250. Team—Ty Armstrong, \$250.

WEATHER: Rain and lightning suspended play for two hours beginning at 12:50 p.m. during Thursday's opening round. Temperatures were in the 70s during the day. Friday was partly cloudy with temperatures reaching the 80s. It was beautiful with temperatures in the 80s on the weekend.

Winner: Anthony Painter 67-63-68-69 267 \$40,500.00

Scott Dunlap	2	72-67-62-67	268	\$25,537.50	John Elliott	T31	74-66-70-69	279	\$1,192.50
Marco Gortana	3	66-67-67-70	270	\$18,562.50	John Kernohan	T31	71-68-69-71	279	\$1,192.50
Matt Gogel	T4	68-63-71-70	272	\$11,250.00	Michael Muehr	T31	69-68-64-78	279	\$1,192.50
Jimmy Green	T4	69-66-71-66	272	\$11,250.00	Craig Perks	T31	70-68-70-71	279	\$1,192.50
Casey Martin	T4	69-69-66-68	272	\$11,250.00	Mike Sullivan	T31	71-70-69-69	279	\$1,192.50
Mike Sposa	T4	67-72-68-65	272	\$11,250.00	Craig Kanada	T41	71-69-71-70	281	\$922.50
Jason Gore	8	66-68-69-70	273	\$7,875.00	Michael Walton	T41	67-70-71-73	281	\$922.50
Brian Bateman	T9	71-68-68-67	274	\$5,625.00	Joey Bonargo	T43	73-65-69-75	282	\$787.50
Danny Briggs	T9	69-67-73-65	274	\$5,625.00	Joey Gullion	T43	69-72-74-67	282	\$787.50
Charles Raulerson	T9	68-70-68-68	274	\$5,625.00	Chris Hunsucker	T43	72-67-71-72	282	\$787.50
Woody Austin	T12	73-66-68-68	275	\$3,825.00	Eric Johnson	T43	73-68-69-72	282	\$787.50
Paul Claxton	T12	70-68-71-66	275	\$3,825.00	Steve Haskins	T47	69-72-70-72	283	\$663.75
Bruce Vaughan	T14	68-73-69-66	276	\$2,986.08	Carl Paulson	T47	68-70-72-73	283	\$663.75
David Kirkpatrick	T14	69-70-65-72	276	\$2,986.07	Tom Shaw	T47	70-70-71-72	283	\$663.75
John Maginnes	T14	66-69-70-71	276	\$2,986.07	Greg Twiggs	T47	66-68-76-73	283	\$663.75
Rob McKelvey	T14	67-73-67-69	276	\$2,986.07	Ryan Howison	51	71-70-70-73	284	\$607.50
Joey Snyder III	T14	73-67-68-68	276	\$2,986.07	Chris M. Anderson	T52	71-70-74-70	285	\$562.50
John Wilson	T14	71-69-69-67	276	\$2,986.07	Steve Lamontagne	T52	71-70-70-74	285	\$562.50
Dennis Zinkon	T14	67-68-68-73	276	\$2,986.07	Jay Williamson	T52	71-69-74-71	285	\$562.50
Michael Allen	T21	71-70-67-69	277	\$2,081.25	Jeff Barlow	T55	69-72-74-71	286	\$472.50
Craig Bowden	T21	70-71-70-66	277	\$2,081.25	Rod Butcher	T55	70-71-71-74	286	\$472.50
Bob Burns	T21	68-70-70-69	277	\$2,081.25	Robert Floyd	T55	72-68-72-74	286	\$472.50
Brian Gay	T21	69-70-67-71	277	\$2,081.25	Cliff Kresge	T55	68-73-72-73	286	\$472.50
Sean Murphy	T21	67-70-68-72	277	\$2,081.25	Wes Short	T55	72-69-73-72	286	\$472.50
Dennis Paulson	T21	72-69-67-69	277	\$2,081.25	Kory Bowman	T60	66-73-74-74	287	\$360.00
Gary Rusnak	T21	71-67-68-71	277	\$2,081.25	Shawn Kelly	T60	70-71-70-76	287	\$360.00
Geoffrey Sisk	T21	70-71-67-69	277	\$2,081.25	Arden Knoll	T60	71-67-74-75	287	\$360.00
Tom Scherrer	T29	69-70-72-67	278	\$1,530.00	Patrick Lee	T60	68-73-78-68	287	\$360.00
Brian Tennyson	T29	66-68-70-74	278	\$1,530.00	Taylor Smith	T60	68-70-73-76	287	\$360.00
Ty Armstrong	T31	71-69-67-72	279	\$1,192.50	Chris Zambri	65	69-72-74-73	288	\$292.50
Curt Byrum	T31	69-72-69-69	279	\$1,192.50	David Beck	T66	66-73-72-78	289	\$247.50
Jeff Cook	T31	71-66-71-71	279	\$1,192.50	Rick Cramer	T66	68-73-72-76	289	\$247.50
Jay Davis	T31	72-68-70-69	279	\$1,192.50	Brian Fogt	T66	71-69-73-76	289	\$247.50
Joel Edwards	T31	71-68-70-70	279	\$1,192.50					

The following players did not finish (C=cut, W=withdrew, D=disqualified)

C-142- Ahmad Bateman, Pat Bates, Jeff Brehaut, Chris Couch, Mark Hensby, Kevin Johnson, Jon Levitt, Perry Moss, Colby Norton, Ted Oh, Charlie Rymer, Rocky Walcher, Don Walsworth, David J. White, Ron Whittaker. **143-** Roger Dibble, Billy Downes, Jerry Foltz, James Gilleon, Jeff Gove, Matthew Lane, Nick O'Hern, David Seawell, Ivan Smith, Bob Sowards, Chris Starkjohann, Jeff Thorsen. **144-** Michael Clark, Kevin DeNike, Paul Gow, Jeff Julian. **145-** Jaxon Brigan, Casey Brown, Trey Coker, Dave Rummells, Gary Webb. **146-** Notah Begay III, Jeff Fujimoto, Steve Hart, Bryan Martin, Stiles Mitchell, Deane Pappas, Matt Peterson, Anthony Rodriguez, Dave Schreyer, Chris Stutts, Stephen Summers, Shane Tait. **147-** Mark Hayes, Don Reese, Stan Stopa. **148-** Slade Adams, Emyln Aubrey, Kelly Grunewald, Bud Still, Greg Towne, Stan Utley, David Wedzik, Rob Wilkin. **149-** Patrick Boyd, Christopher Gonzales, Brian Hull, Joe Ogilvie. **150-** Eric Bogar, David McCampbell, Matt Seitz. **151-** Brent Schwarzrock. **152-** Daniel Escalera, John Richman. **153-** James Farrell. **155-** David Bartman, Stephen Schroeder. **157-** Joe Walsh. **158-** Jason Bell, Barry Losson. **164-** Rob Petersen

NIKE OZARKS OPEN



TOURNAMENT HISTORY

Year	Winner	Score	Runner-up	Score	Location	Par/Yards
BEN HOGAN GREATER OZARKS OPEN						
1990	#*Jeff Cook	207	Olin Browne	207	Highland Springs CC, Springfield, MO	72/7052
1991	#Rick Dalpos	201	Kevin Sutherland	205	Highland Springs CC, Springfield, MO	72/7052
1992	#*Lennie Clements	197	Tommy Tolles	205	Highland Springs CC, Springfield, MO	72/7052
			Ted Tryba			
NIKE OZARKS OPEN						
1993	Tommy Tolles	271	Bob Burns	273	Highland Springs CC, Springfield, MO	72/7052
			Bob May			
1994	Jerry Haas	272	Frank Conner	273	Highland Springs CC, Springfield, MO	72/7052
1995	*Mike Schuchart	271	Stuart Appleby	271	Highland Springs CC, Springfield, MO	72/7052
			P.H. Horgan III			
1996	*Stewart Cink	272	R.W. Eaks	272	Highland Springs CC, Springfield, MO	72/7058
1997	-Chris DiMarco	204	Robin Freeman	205	Highland Springs CC, Springfield, MO	72/7058
1998	Anthony Painter	267	Scott Dunlap	268	Highland Springs CC, Springfield, MO	72/7058

Tournament Record: 267—Anthony Painter (1998)
 Current Course Record: 61—John Connelly (1995)
 36-hole Record: 130—John Connelly (1995); Anthony Painter (1998)
 54-hole Record: 198—Anthony Painter (1998)

Key: * = Playoff # = 54-hole tournament ~ = Weather-shortened

NIKE OZARKS OPEN NOTES

The **NIKE Ozarks Open** never had more than one hole-in-one in any of its previous eight events. The 1998 edition had three. After **Greg Twiggs**, a native of Greensboro, North Carolina, recorded a hole-in-one during the opening round, two more players joined in the fun on Friday. **Eric Johnson** recorded the second hole-in-one of the week and **Casey Brown**, recorded the third hole-in-one. Brown's hole-in-one is the ninth in the nine-year history of the **NIKE Ozarks Open**. The **NIKE TOUR** record for most holes-in-one in a single event is four set at the 1994 **NIKE Cleveland Open**.

Anthony Painter sank a 20-foot birdie putt on the 72nd hole to earn his first **NIKE TOUR** title by one stroke over Scott Dunlap at the 1998 **NIKE Ozarks Open**. Painter's 21-under-par 267 broke the tournament record of 271 set by Tommy Tolles in 1993 and matched by **Mike Schuchart**, **Stuart Appleby** and **P.H. Horgan III** two years later.

Arden Knoll recorded back-to-back eagles in the opening round of the 1998 **NIKE Ozarks Open**. Knoll, who started the day on hole 10, eagled the par-5, 18th and followed by making a three on the par-5 first hole. He is one of only 14 players in the history of the **NIKE TOUR** to accomplish the feat.

1998 NIKE FORT SMITH OPEN



Hardscrabble Country Club; Fort Smith, AR
Par: 35-35-70 Yards: 6,619

Purse: \$225,000
August 20-23, 1998

LEADERS: First Round—Jimmy Green, Woody Austin, David Kirkpatrick, David McCampbell and Jaime Gomez shared the lead with 6-under-par 64's. Four players, Bob Sowards, David Berganio, Mark Hensby and Chris Hunsucker were at 65. **Second Round**—David McCampbell fired a 4-under-par 66 to get to 10-under-par 130 and lead by one over Craig Perks. Berganio and Austin shared third place, two shots back. **Third Round**—Mark Hensby set a course record with an 8-under-par 62 to move to 15-under-par 195 and lead by one over Berganio and Austin. John Kernohan and Bruce Vaughn were two back.



CUT: 60 players, at 2-under-par 138 from a field of 144

PRO-AM: Individual—Eric Booker and Chris Couch, 64, \$225 each. Team—Greg Leshner, 47, \$250

WEATHER: Mostly sunny skies with temperatures in the upper 90s on Thursday and Friday. Noontime rains delayed Saturday's round for two hours. Temperatures remained in the upper 80s. Sunny and hot on Sunday with temperatures in the low 90s.

Winner: Mark Hensby 65-68-62-65 260 \$40,500.00

Woody Austin	2	64-68-64-66	262	\$25,537.50	Paul Claxton	T27	69-68-67-69	273	\$1,636.87
John Kernohan	3	69-66-62-66	263	\$18,562.50	Tag Ridings	T27	70-66-68-69	273	\$1,636.87
David Berganio, Jr.	4	65-67-64-68	264	\$14,062.50	Patrick Boyd	T31	67-70-69-68	274	\$1,237.50
Eric Booker	5	70-67-64-66	267	\$11,812.50	Jeff Brehaut	T31	68-70-67-69	274	\$1,237.50
Jeff Barlow	T6	66-71-65-66	268	\$8,437.50	Robert Gaus	T31	70-66-71-67	274	\$1,237.50
Craig Perks	T6	67-64-73-64	268	\$8,437.50	Paul Gow	T31	66-69-68-71	274	\$1,237.50
Craig A. Spence	T6	66-67-69-66	268	\$8,437.50	Deane Pappas	T31	70-68-73-63	274	\$1,237.50
Bruce Vaughn	T6	68-66-63-71	268	\$8,437.50	David Seawell	T31	68-68-69-69	274	\$1,237.50
Craig Bowden	T10	67-69-65-68	269	\$5,062.50	Shane Tait	T31	67-69-70-68	274	\$1,237.50
David McCampbell	T10	64-66-70-69	269	\$5,062.50	Dennis Zinkon	T31	69-66-72-67	274	\$1,237.50
Sean McCarty	T12	73-64-65-68	270	\$3,600.00	Brian Gay	T39	70-67-68-70	275	\$967.50
Rob McKelvey	T12	66-67-69-68	270	\$3,600.00	Bill Hoefle	T39	70-68-72-65	275	\$967.50
Anthony Painter	T12	69-66-68-67	270	\$3,600.00	David Kirkpatrick	T39	64-72-74-65	275	\$967.50
Kevin Riley	T12	67-67-68-68	270	\$3,600.00	Perry Moss	T39	67-68-71-69	275	\$967.50
Jeff Gove	T16	70-66-69-66	271	\$2,712.86	Sam Randolph	T43	69-68-70-69	276	\$832.50
Joe Ogilvie	T16	66-72-65-68	271	\$2,712.86	Mike Sullivan	T43	72-65-67-72	276	\$832.50
Dave Rummells	T16	68-67-68-68	271	\$2,712.86	Chris Hunsucker	T45	65-71-71-70	277	\$714.38
Gene Sauers	T16	68-69-65-69	271	\$2,712.86	Ivan Smith	T45	71-67-70-69	277	\$714.38
Bob Sowards	T16	65-71-67-68	271	\$2,712.86	Jaxon Brigman	T45	71-66-70-70	277	\$714.37
Brian Bateman	T16	68-66-66-71	271	\$2,712.85	Greg Leshner	T45	66-71-69-71	277	\$714.37
Chris Couch	T16	67-67-67-70	271	\$2,712.85	Notah Begay III	T49	70-68-72-68	278	\$630.00
Jaime Gomez	T23	64-69-68-71	272	\$2,081.25	Jon Diggetts	T49	66-71-74-67	278	\$630.00
Nick O'Hern	T23	71-66-67-68	272	\$2,081.25	Patrick Lee	T49	68-69-72-69	278	\$630.00
Carl Paulson	T23	69-68-69-66	272	\$2,081.25	Chris M. Anderson	52	73-65-71-72	281	\$585.00
Dennis Paulson	T23	66-69-73-64	272	\$2,081.25	Henry Diana	53	72-66-73-71	282	\$562.50
Scott Dunlap	T27	68-69-72-64	273	\$1,636.88	Lance Combrink	54	66-72-74-75	287	\$540.00
Stiles Mitchell	T27	71-67-68-67	273	\$1,636.88					

The following players did not finish (C=cut, W=withdrew, D=disqualified)

D-134- Jimmy Green. C-139- Cameron Beckman, Russell Beiersdorf, Eric Bogar, Bob Burns, Billy Downes, Joel Edwards, John Elliott, Jerry Foltz, James Gilleon, Matt Gogel, Ryan Howison, Chris Riley, Gary Rusnak, Tom R. Shaw, Joey Snyder III, Ron Whitaker, Chris Zambri. 140- JC Anderson, Kevin Johnson, Shawn Kelly, Sean Murphy, Charles Raulerson, Rocky Walcher, Michael Watson, Gary Webb. 141- Jason Gore, Marco Gortana, Mark Hayes, Arden Knoll, Matthew Lane, Gary Matthews, Greg Powers, Troy Reiser, Brian Tennyson, Charles Warren, David J. White. 142- Ty Armstrong, Rod Butcher, Roger Dibble, Jeff Fujimoto, Steve Haskins, Bryan Martin, John Robertson, Wes Short, Mike Sposa, Dane Staton. 143- Emlyn Aubrey, Ahmad Bateman, Trey Coker, Rick Cramer, Robert Floyd, Ray Floyd, Jr., Steve Lamontagne, Adam Spring, David Wedzik, Vic Wilk, Jay Williamson. 144- Michael Board, Jeff Julian, Cliff Kresge, Jon Levitt, Bud Still. 145- Brad Elder, Fred Wadsworth, Greg Whisman. 146- Brandt Hazen, Stan Utley, Joe Walsh. 147- Slade Adams, Dino Lucchesi, Tom Scherrer, Stephen Summers. 148- David Barmann. 149- Brad Martin, Ron Stockton. 150- Casey Brown, Joey Guillon, Tom Heffer. 152- Tim Zimmerbner. 153- Jeremy Branch. 155- Danny Riddle. 156- Jim Dunlap. 160- Gary Collins. 72- Don Reese. 73- Bob Ralston. 74- Dave Schreyer, Brent Schwarzrock. 79- Mark Bradshaw. 81- Jim Motl. - Danny Briggs

NIKE FORT SMITH OPEN



TOURNAMENT HISTORY

Year	Winner	Score	Runner-up	Score	Location	Par/Yards
1998	Mark Hensby	260	Woody Austin	262	Hardscrabble CC, Fort Smith, AR	72/6620

Tournament Record: 260—Mark Hensby (1998)
 Course Record: 62—Mark Hensby, John Kernohan (both 1998)
 36-hole Record: 130—David McCampbell (1998)
 54-hole Record: 195—Mark Hensby (1998)
 Key: * = Playoff # = 54-hole tournament

NIKE FORT SMITH OPEN NOTES

John Kernohan and **Mark Hensby** each broke the Hardscrabble Country Club course record with 8-under par 62's on Saturday. The previous course record was 63, set prior to the course renovations a year earlier.

David Kirkpatrick recorded back-to-back eagles during Thursday's opening round. Kirkpatrick canned a 35-foot putt for eagle on the 510-yard 11th hole and then holed a 115-yard wedge shot on the 370-yard 12th hole.

Jaime Gomez, **David Berganio** and **Woody Austin** each registered two eagles in a single round. Gomez eagled two par-5's (No. 3 and No. 11) during his round on Friday, while Berganio eagled two par-5's (No. 6 and No. 11) on Saturday and Austin eagled No. 3 and No. 11 on Sunday.

Mark Hensby's win in 1998 was his first professional victory since winning the 1996 Illinois Open. His first-place check of \$40,500 more than doubled his previous earnings for the year (\$27,461) and vaulted him from 65th to 28th on the money list at the time.

Mark Hensby joined fellow Australian **Anthony Painter** in the winner's circle in back-to-back weeks. Painter won the week prior to the NIKE Fort Smith Classic at the NIKE Ozarks Open.

Nick O'Hern accomplished something very players do - putting four 2's on his scorecard for nine holes. O'Hern birdied all three par 3's and eagled a par 4 on the front nine of his round on Friday and finished six-under par for the nine holes.

1998 NIKE PERMIAN BASIN OPEN



The Club at Mission Dorado; Odessa, TX
Par: 36-36-72 Yards: 7,221

Purse: \$225,000
August 27-30, 1998

LEADERS: First Round—David Berganio fired a 6-under-par 66 to lead by one over Rocky Walcher. John Kernohan, Chris Stutts, Bob Sowards and Rod Butcher were in at 68. **Second Round**—Marco Gortana fired a 66 to get to 9-under-par 135. Berganio and Matt Gogel were tied for second place at 8-under-par 136. **Third Round**—Jaime Gomez carded an 8-under-par 64 to move to 12-under 204 and lead by one over Brent Schwarzrock, Stiles Mitchell, Matt Gogel and Marco Gortana.



CUT: 65 players, at 1-under-par 143 from a field of 144

PRO-AM: Individual—Charles Raulerson, 66, \$250. Team—Steve Hart, 48, \$250

WEATHER: Mostly sunny skies with temperatures in the mid-to-upper 80s all week.

Winner: Stiles Mitchell 69-69-67-71 276 \$40,500.00

(Won playoff with par-4 on first extra hole)

Woody Austin	T2	71-68-69-68	276	\$22,050.00	Matt Gogel	T33	70-66-69-78	283	\$1,125.00
Jeff Barlow	T2	72-67-68-69	276	\$22,050.00	Steve Hart	T33	74-68-71-70	283	\$1,125.00
Robin Freeman	4	72-68-70-67	277	\$14,062.50	Sean McCarty	T33	72-68-69-74	283	\$1,125.00
Brian Bateman	T5	75-67-67-69	278	\$9,112.50	Matt Peterson	T33	71-68-73-71	283	\$1,125.00
Notah Begay III	T5	71-71-66-70	278	\$9,112.50	Kevin Riley	T33	73-70-70-70	283	\$1,125.00
Carl Paulson	T5	75-66-69-68	278	\$9,112.50	John Robertson ..	T33	69-72-65-77	283	\$1,125.00
Rocky Walcher	T5	67-72-68-71	278	\$9,112.50	Brent Schwarzrock	T33	70-71-64-78	283	\$1,125.00
David Wedzik	T5	72-66-69-71	278	\$9,112.50	David Seawell	T33	71-72-69-71	283	\$1,125.00
David Berganio, Jr.	T10	66-70-71-72	279	\$4,443.75	Ty Armstrong	T42	74-67-73-70	284	\$745.00
Marco Gortana	T10	69-66-70-74	279	\$4,443.75	Craig Bowden	T42	70-69-73-72	284	\$745.00
Mark Hensby	T10	73-70-67-69	279	\$4,443.75	Brian Gay	T42	69-72-72-71	284	\$745.00
Ted Oh	T10	73-67-68-71	279	\$4,443.75	Joe Ogilvie	T42	73-69-73-69	284	\$745.00
Bob Burns	T14	72-68-73-67	280	\$3,123.00	Tom Shaw	T42	72-69-71-72	284	\$745.00
Rick Cramer	T14	73-69-66-72	280	\$3,123.00	Joey Snyder III	T42	70-71-72-71	284	\$745.00
John Kernohan	T14	68-71-73-68	280	\$3,123.00	Adam Spring	T42	69-71-71-73	284	\$745.00
Nick O'Hern	T14	73-70-67-70	280	\$3,123.00	Bruce Vaughan	T42	70-71-70-73	284	\$745.00
Jay Williamson	T14	71-71-70-68	280	\$3,123.00	Ron Whittaker	T42	70-70-69-75	284	\$745.00
Rod Butcher	T19	68-73-68-72	281	\$2,193.75	Patrick Boyd	T51	69-73-71-72	285	\$562.50
Jaime Gomez	T19	73-67-64-77	281	\$2,193.75	Kevin Johnson	T51	73-67-74-71	285	\$562.50
Jeff Gove	T19	70-73-71-67	281	\$2,193.75	Greg Leshner	T51	73-70-69-73	285	\$562.50
Brian Hull	T19	71-71-64-75	281	\$2,193.75	Craig Perks	T51	73-68-72-72	285	\$562.50
Steve Lamontagne	T19	72-67-69-73	281	\$2,193.75	Shane Tait	T51	71-72-70-72	285	\$562.50
Jon Levitt	T19	74-66-71-70	281	\$2,193.75	Billy Downes	T56	72-71-72-71	286	\$483.75
Sam Randolph	T19	70-70-70-71	281	\$2,193.75	Brad Elder	T56	72-71-73-70	286	\$483.75
Charles Raulerson	T19	74-68-69-70	281	\$2,193.75	Chris Hunsucker ..	58	70-73-71-73	287	\$450.00
Gene Sauers	T19	73-69-68-71	281	\$2,193.75	Joey Gullion	T59	73-69-68-78	288	\$416.25
Greg Towne	T19	75-68-66-72	281	\$2,193.75	Dennis Zinkon	T59	74-68-73-73	288	\$416.25
Chad Campbell	T29	74-67-68-73	282	\$1,451.25	Sean Murphy	T61	72-71-74-74	291	\$371.25
Michael Clark	T29	69-70-71-72	282	\$1,451.25	Chris Stutts	T61	68-74-73-76	291	\$371.25
Jimmy Green	T29	73-70-70-69	282	\$1,451.25	Miguel Guzman	T63	73-67-79-74	293	\$326.25
Matthew Lane	T29	69-71-71-71	282	\$1,451.25	Billy Tuten	T63	72-68-76-77	293	\$326.25
JC Anderson	T33	71-70-71-71	283	\$1,125.00	Mac Spikes	65	72-71-75-88	306	\$292.50

The following players did not finish (C=cut, W=withdrew, D=disqualified)

C-144- Aaron Bengoechea, Jaxon Brigman, Jay C. Davis, Roger Dibble, Paul Gow, Eric Johnson, David Kirkpatrick, Michael Muehr, Anthony Painter, Steve Schueler, Mike Schuchart, Geoffrey Sisk, Taylor Smith, Bob Sowards, Craig A. Spence, Mike Sullivan, Milan Swilor, Greg Twigg, Vic Wilk. **145-** Slade Adams, David Bartman, Pat Bates, Anthony Christie, Mark Hughes, David McCampbell, John Stone, Stan Stopa, Don Walsworth, Charles Warren. **146-** Michael Allen, Paul Claxton, Robert Floyd, Ray Floyd, Jr., Greg Gregory, Anthony Rodriguez, Larry Silveira, Wes Skaggs, Joe Walsh, Gary Webb. **147-** Chris M. Anderson, Jerry Foltz, Robert Gaus, Cliff Kresge, Mark Miller, Derrick Pursley, Chris Riley, Wes Short. **148-** Shane Bertsch, Jeff Fujimoto, Ed Gatlin, Patrick Lee, Greg Whisman. **149-** Chance Blythe, Charlie Prince, Rea Schuessler, Bud Still, Michael Walton. **150-** Andy Franks, Christopher Gonzales, Steve Haskins, Jerry Houchell, Troy Reiser, Justin Roof. **151-** Michael Beltz, Jason Hill, Paul Norris, Chris Starkjohann, Chris Zambri. **152-** Eric Bogar, Trey Coker, Andy Lawson, Randall Strickland. **153-** Todd Sapere, Steven Young. **156-** Brian Cairns. **161-** Bob Stangby. **W-73-** Russell Beiersdorf. **82-** Greg Antunes, John Elliott

NIKE PERMIAN BASIN OPEN



TOURNAMENT HISTORY

Year	Winner	Score	Runner-up	Score	Location	Par/Yards
BEN HOGAN PERMIAN BASIN OPEN						
1992	#*Taylor Smith	205	Pete Jordan Andrew Morse	205	Club at Mission Dorado, Odessa, TX	72/7135
NIKE PERMIAN BASIN OPEN						
1993	#*Franklin Langham	202	Doug Martin	202	Club at Mission Dorado, Odessa, TX	72/7135
1994	Bruce Vaughan	269	Gary Rusnak Bob Wolcott	273	Club at Mission Dorado, Odessa, TX	72/7135
1995	Hugh Royer III	275	Paul Claxton Frank Conner Kawika Cotner Franklin Langham Dave Miley Chris Smith Phil Tataurangi	276	Club at Mission Dorado, Odessa, TX	72/7135
1996	Michael Christie	270	Anthony Rodriguez	272	Club at Mission Dorado, Odessa, TX	72/7135
1997	Paul Gow	267	Steve Lamontagne	269	Club at Mission Dorado, Odessa, TX	72/7135
1998	*Stiles Mitchell	276	Woody Austin Jeff Barlow	276	Club at Mission Dorado, Odessa, TX	72/7135

Tournament Record: 267—Paul Gow (1997)
 Current Course Record: 62—Kevin Johnson (1997)
 36-hole Record: 132—Don Reese (1997)
 54-hole Record: 201—Steve Lamontagne, Greg Towne (both 1995)

Key: * = Playoff # = 54-hole tournament

NIKE PERMIAN BASIN OPEN NOTES

Stiles Mitchell collected \$40,500 for his first career win at the 1998 NIKE Permian Basin Open. Mitchell, who entered the week No. 149 on the NIKE TOUR money list, jumped all the way to 48th with his first-place check.

The 1998 NIKE Permian Basin Open marked the first time that the tournament required a playoff since moving to a 72-hole format in 1994. The only other playoff in tournament history came in 1993 when **Franklin Langham** defeated **Doug Martin** after being deadlocked upon completion of 54 holes.

Not only did long-driving **Stiles Mitchell** lead the 1998 NIKE Permian Basin Open in Driving Distance with an average of 335.7 yards, but he also ranked fifth in the tournament in Greens in Regulation.

1998 NIKE TRI-CITIES OPEN



Meadow Springs Country Club, Richland, WA
Par: 36-36-72 Yards: 6,926

Purse: \$225,000
Sept. 10-13, 1998

LEADERS: First Round— Brian Bateman fired a 6-under-par 67 to have a one-shot lead over Casey Martin, Deane Pappas and Garrett Willis. **Second Round**— Bateman 9-under-par 135, leads by one-stroke over Mike Sullivan and Willis. **Third Round**— Bateman, at 12-under-par 204, led by two-strokes over David Kirkpatrick and Pappas.



CUT: 66 players at 1-over-par 145 from a field of 144

PRO-AM: Individual— Joe Ogilvie, Brian Bateman and Eric Johnson, 66 \$208.34. Team— Paul Claxton, 48, \$250.

WEATHER: Sunny and warm Thursday and Friday with highs in the mid 80s. Continued to be sunny and warm on Saturday and Sunday with temperatures reaching the high 80s on Saturday and low 90s on Sunday..

Winner: Matt Gogel 70-73-68-65 276 \$40,500.00

(Won playoff with birdie-3 on third extra hole)

Brian Bateman	2	66-69-69-72	276	\$25,537.50	Stiles Mitchell	T31	73-72-69-70	284	\$1,282.50
Andrew McLardy ..	T3	73-69-69-66	277	\$14,812.50	Jay Williamson ...	T31	73-71-69-71	284	\$1,282.50
Deane Pappas	T3	67-72-67-71	277	\$14,812.50	Chris Zambri	T31	69-72-72-71	284	\$1,282.50
Kevin Riley	T3	71-67-69-70	277	\$14,812.50	Brian Gay	37	72-72-68-73	285	\$1,125.00
Ty Armstrong	T6	70-69-70-70	279	\$8,437.50	Steve Hart	T38	71-67-74-74	286	\$945.00
Robin Freeman	T6	72-70-68-69	279	\$8,437.50	Eric Johnson	T38	74-68-72-72	286	\$945.00
Jimmy Green	T6	72-67-70-70	279	\$8,437.50	Perry Moss	T38	69-72-72-73	286	\$945.00
Rob McKelvey	T6	71-68-71-69	279	\$8,437.50	Sam Randolph	T38	75-68-68-75	286	\$945.00
Michael Allen	T10	70-71-69-70	280	\$4,443.75	Charles Raulerson	T38	73-72-72-69	286	\$945.00
John Kernohan	T10	69-69-71-71	280	\$4,443.75	Gene Sauers	T38	72-73-69-72	286	\$945.00
Mike Sullivan	T10	70-67-71-72	280	\$4,443.75	Jeff Thomsen	T38	71-74-73-68	286	\$945.00
Garrett Willis	T10	67-70-70-73	280	\$4,443.75	Doug Dunakey	T45	75-69-70-73	287	\$702.00
Notah Begay III	T14	72-71-71-67	281	\$2,986.08	Robert Floyd	T45	72-70-75-70	287	\$702.00
Emlyn Aubrey	T14	71-74-69-67	281	\$2,986.07	Jaime Gomez	T45	68-76-69-74	287	\$702.00
Rod Butcher	T14	68-70-73-70	281	\$2,986.07	Jeff Gove	T45	75-69-73-70	287	\$702.00
Scott Dunlap	T14	73-69-65-74	281	\$2,986.07	Don Walsworth ...	T45	69-74-69-75	287	\$702.00
Jason Gore	T14	70-72-68-71	281	\$2,986.07	Jay Davis	T50	71-73-72-72	288	\$596.25
Marco Gortana	T14	72-69-71-69	281	\$2,986.07	Joey Gullion	T50	70-74-71-73	288	\$596.25
Bill Porter	T14	72-71-67-71	281	\$2,986.07	Anthony Rodriguez	T50	73-70-74-71	288	\$596.25
David Berganio, Jr.	T21	70-68-74-70	282	\$2,250.00	Tom Scherrer	T50	72-73-66-77	288	\$596.25
Casey Martin	T21	67-73-70-72	282	\$2,250.00	Paul Claxton	T54	71-72-73-73	289	\$517.50
Don Reese	T21	69-72-72-69	282	\$2,250.00	Cliff Kresge	T54	72-73-70-74	289	\$517.50
Geoffrey Sisk	T21	68-74-69-71	282	\$2,250.00	Tom R. Shaw	T54	70-74-73-72	289	\$517.50
Bruce Vaughan	T21	73-70-69-70	282	\$2,250.00	Michael Clark	T57	72-71-73-74	290	\$438.75
Craig Bowden	T26	72-71-69-71	283	\$1,692.00	Chris Jorgensen ..	T57	71-69-74-76	290	\$438.75
Jeff Brehaut	T26	71-68-72-72	283	\$1,692.00	Craig Kanada	T57	68-72-77-73	290	\$438.75
David Kirkpatrick	T26	70-69-67-77	283	\$1,692.00	Ted Oh	T57	73-70-70-77	290	\$438.75
Mike Sposa	T26	70-74-70-69	283	\$1,692.00	Greg Leshner	T61	71-74-74-72	291	\$371.25
Bud Still	T26	76-68-74-65	283	\$1,692.00	Tracy Vest	T61	72-72-74-73	291	\$371.25
Jim Benepi	T31	72-72-69-71	284	\$1,282.50	Clint Jensen	T63	68-77-72-76	293	\$326.25
Bill Hoeffle	T31	73-71-74-66	284	\$1,282.50	David Wedzik	T63	69-76-74-74	293	\$326.25
Shawn Kelly	T31	73-72-66-73	284	\$1,282.50	Carl Paulson	65	71-73-75-76	295	\$292.50
					Joe Ogilvie	66	70-75-74-77	296	\$270.00

The following players did not finish (C=cut, W=withdrew, D=disqualified)

C-146: Chris M. Anderson, JC Anderson, James Blair, Jaxon Brigman, Billy Downes, James Gilleon, Steve Haskins, Dennis Paulson, Craig Perks, Robert Rannow, Adam Spring, John Stone, Brian Tennyson, Greg Whisman, Charlie Wi, Karl Zoller. **147-** David Bartman, Pat Bates, Eric Bogar, Robert Conrad, Rick Cramer, Ray Floyd, Jr., Steve Lamontagne, Matthew Lane, Patrick Lee, Joey Snyder III, Charles Warren, Ron Whittaker. **148-** Aaron Bengoechea, Chris Couch, John Elliott, John Johnson, Kevin Johnson, Ray Stewart, Rocky Walcher. **149-** Mike Barnett, Jim Dunlap, Mark Hensby, Ryan Howison, Dennis Zinkon. **150-** Patrick Boyd, Michael Combs, Pat Fitzsimons, Chris Hunsucker, Anthony Kang, Jon Levitt, David McCampbell, Gary Rusnak. **151-** Brian Cairns, Lon Hinkle, Kevin Pomarleau, Brent Schwarrock, Chris Stutts, Joe Walsh. **152-** Jeff Barlow, Roger Dibble, Paul Gow, Tommy Pidduck, Steve Schneider. **153-** Tad Hallaway, Bob Sowards, John Wilson. **154-** Billy Bomar, Trey Coker, Michael Muehr, Tom Robillard, Craig A. Spence. **155-** Lonnie Damon. **157-** James Contreras, Mike Elmore, Jerry Foltz, Rob Rushton. **158-** Max McCain, John Robertson. **161-** Michael Rorholm. **162-** Jerry Olson. **W- 78-** Matt Peterson. **83-** Ahmad Bateman

NIKE TRI-CITIES OPEN



TOURNAMENT HISTORY

Year	Winner	Score	Runner-up	Score	Location	Par/Yards
BEN HOGAN TRI-CITIES OPEN						
1991	#Kelly Gibson	205	Jerry Anderson	207	Meadow Springs CC, Richland, WA	72/6926
1992	#Rick Pearson	210	Curt Byrum Mike Foster	212	Meadow Springs CC, Richland, WA	72/6926
NIKE TRI-CITIES OPEN						
1993	#Steve Jurgensen	207	Stan Utley	208	Meadow Springs CC, Richland, WA	72/6926
1994	#Jerry Haas	203	Brad Fabel	204	Meadow Springs CC, Richland, WA	72/6926
1995	#* Jeff Gove	202	Franklin Langham	202	Meadow Springs CC, Richland, WA	72/6926
1996	Phil Tataurangi	267	Skip Kendall	273	Meadow Springs CC, Richland, WA	72/6926
1997	Todd Gleaton	283	Kent Jones Patrick Lee Tim Loustalot Rob Moss Terry Price Ray Stewart	284	Meadow Springs CC, Richland, WA	72/6926
1998	*Matt Gogel	276	Brian Bateman	276	Meadow Springs CC, Richland, WA	72/6926

Tournament Record: 267—Phil Tataurangi (1996)
 Current Course Record: 63—Kelly Gibson (1991); Tim Simpson (1995); Rob Moss (1997)
 36-hole Record: 131—Ben Bates (1995)
 54-hole Record: 201—Phil Tataurangi (1996)

Key: * = Playoff # = 54-hole tournament

NIKE TRI-CITIES OPEN NOTES

Casey Martin recorded his first hole-in-one as a professional during the first round of the 1998 NIKE Tri-Cities Open. Using a seven-iron, he aced number 15, a 172-yard, par-3. On Sunday, **Rod Butcher** recorded the second hole-in-one of the tournament when aced No. 15, a 177-yard, par-3 using a six-iron. It was Butcher's second ace of the 1998 NIKE TOUR season.

In the 1998 edition of the NIKE Tri-Cities Open, **Matt Gogel** began the final round in an tie for 17th place seven strokes out of the lead. He fired a final round 7-under-par 65 to force a playoff with **Brain Bateman** at 12- under-par. Gogel birdied the third playoff hole to earn his fourth career NIKE TOUR title and complete the best come-from-behind finish of the '98 season.

Phil Tataurangi holds the tournament record for the NIKE Tri-Cities Open with a score of 267 for a six-stroke victory in 1996. Tataurangi's record wasn't challenged in 1997 as players had to deal with wind gusts of 48 mph Friday and 28 mph Saturday. **Todd Gleaton's** winning score in 1997 was a 5-under-par 283.

NIKE BOISE OPEN



Hillcrest Country Club, Boise, ID
Par: 36-35-72 Yards: 6,685

Purse: \$300,000
Sept. 17-20, 1998

LEADERS: First Round— Mike Sposa fired a 8-under-par 63 to take a one-stroke lead over Matt Gogel. **Second Round**— Dennis Paulson, at 11-under-par 131, led by one-stroke over Gogel. **Third Round**— Paulson, Sposa and Eric Booker, at 13-under-par 200, led by two-strokes over Notah Begay and Joey Gullion.

CUT: 62 players at 1-under-par 141 from a field of 144



PRO-AM: Individual— Tom Shaw, 64, \$250. Team— Steve Haskins, 44, \$250.

WEATHER: Thursday and Friday partly cloudy with highs in the 80s. Winds blowing 15 mph in the afternoon with gust up to 25 or 30 mph on Friday. Saturday breezy and cool with sun and clouds, high 73-79. Sunday cool and breezy with the winds blowing 15mph.

Winner: Mike Sposa 63-71-66-65 265 \$54,000.00

Notah Begay III	T2	66-68-68-65	267	\$29,400.00	Greg Leshner	T26	70-67-73-67	277	\$2,085.00
Dennis Paulson	T2	67-64-69-67	267	\$29,400.00	Don Reese	T26	69-71-69-68	277	\$2,085.00
Pat Bates	T4	67-70-66-66	269	\$17,250.00	Craig Bowden	T34	68-71-69-70	278	\$1,590.00
Eric Booker	T4	69-64-67-69	269	\$17,250.00	John Kernohan	T34	69-71-70-68	278	\$1,590.00
John Elliott	6	70-66-68-66	270	\$13,500.00	Rob Moss	T34	69-70-70-69	278	\$1,590.00
Joey Gullion	T7	67-66-69-69	271	\$10,500.00	Chris Stutts	T34	70-69-69-70	278	\$1,590.00
Joe Ogilvie	T7	70-68-67-66	271	\$10,500.00	Jaxon Brigman	T38	71-70-68-70	279	\$1,350.00
Geoffrey Sisk	T7	70-69-64-68	271	\$10,500.00	Paul Gow	T38	70-68-71-70	279	\$1,350.00
Jimmy Green	T10	68-69-66-69	272	\$6,750.00	Sean Murphy	T38	71-65-73-70	279	\$1,350.00
Tom Scherrer	T10	67-68-71-66	272	\$6,750.00	Sam Randolph	T38	69-69-73-68	279	\$1,350.00
Billy Downes	T12	67-67-71-68	273	\$4,800.00	Mark Hensby	T42	71-68-74-67	280	\$1,170.00
Gary Rusnak	T12	69-68-70-66	273	\$4,800.00	Craig Perks	T42	68-71-72-69	280	\$1,170.00
Mike Sullivan	T12	69-68-69-67	273	\$4,800.00	Ryan Howison	T44	68-69-70-74	281	\$1,050.00
Jay Williamson ...	T12	71-69-64-69	273	\$4,800.00	Carl Paulson	T44	70-70-73-68	281	\$1,050.00
Paul Claxton	T16	68-70-66-70	274	\$4,035.00	Jon Chaffee	T46	71-70-71-70	282	\$915.00
Jeff Julian	T16	69-69-69-67	274	\$4,035.00	Jaime Gomez	T46	67-70-76-69	282	\$915.00
Chris M. Anderson	T18	69-69-69-68	275	\$3,675.00	Tad Halloway	T46	71-70-68-73	282	\$915.00
Steve Haskins	T18	69-71-68-67	275	\$3,675.00	Karl Zoller	T46	71-67-68-76	282	\$915.00
Jim Benepe	T20	66-75-67-68	276	\$3,075.00	Jay Davis	50	72-68-67-76	283	\$840.00
Bob Burns	T20	69-71-69-67	276	\$3,075.00	Patrick Boyd	T51	69-72-72-71	284	\$735.00
Deane Pappas	T20	69-68-70-69	276	\$3,075.00	Chris Couch	T51	70-69-71-74	284	\$735.00
Tom Silva	T20	69-67-69-71	276	\$3,075.00	Charles Raulerson	T51	69-72-72-71	284	\$735.00
Taylor Smith	T20	69-72-68-67	276	\$3,075.00	Dave Schreyer	T51	68-72-72-72	284	\$735.00
Rocky Walcher	T20	66-68-70-72	276	\$3,075.00	Bruce Vaughan	T51	65-74-69-76	284	\$735.00
Jimmy S. Blair	T26	69-67-71-70	277	\$2,085.00	Ron Whittaker	T51	70-68-76-70	284	\$735.00
Robin Freeman	T26	72-69-69-67	277	\$2,085.00	Rick Cramer	57	70-71-72-73	286	\$630.00
Brian Gay	T26	67-71-71-68	277	\$2,085.00	Trey Coker	T58	72-69-76-70	287	\$585.00
Matt Gogel	T26	64-68-72-73	277	\$2,085.00	Mike Hamblin	T58	74-67-75-71	287	\$585.00
Jeff Gove	T26	69-67-72-69	277	\$2,085.00	Jerry Foltz	60	70-70-76-76	292	\$540.00
Craig Kanada	T26	69-69-70-69	277	\$2,085.00	Buster Whitney	61	69-72-79-73	293	\$510.00

The following players did not finish (C=cut, W=withdrew, D=disqualified)

D-206- Michael Clark. **C-142-** Emlyn Aubrey, Marco Gortana, David Kirkpatrick, Michael Muehr, Tom R. Shaw, John Wilson. **143-** Ty Armstrong, Brian Bateman, Doug Dunakey, Bill Hoefle, Shawn Kelly, Jon Levitt, Stiles Mitchell, Perry Moss, Matt Peterson, Brent Schwarrock, Joey Snyder III, Chris Starkjohann, Charles Warren, David Wedzik, Charlie Wi, Chris Zambri. **144-** Michael Allen, Eric Bogar, Jeff Brehaut, James Gilleon, Lon Hinkle, Eric Johnson, Kevin Johnson, Cliff Kresge, Steve Lamontagne, Matthew Lane, Andrew McLardy, Joe Meade, Bill Porter, Adam Spring, Bud Still, Jeff Thomsen, Don Walsworth, Michael Walton, Dennis Zinkon. **145-** Woody Austin, Kevin Burton, David McCampbell, Rob McKelvey, Tag Ridings, Kevin Riley. **146-** JC Anderson, Bob Campbell, Scott Dunlap, Steve Hart, Casey Martin, John Schoonover. **147-** Jason Gore, Chris Riley, Gene Sauers. **148-** Steve Schreiner, Chad Watson. **149-** Tom Anderson, Croy Cochran, Steve Krieger, Mark Miller, Anthony Rodriguez, Monte Scheinblum, Travis Thompson, Tracy Vest. **150-** Robert Floyd, Patrick Lee, John Robertson, Bob Sowards, Joe Walsh. **151-** Dan Belden, Charlie Rymer. **153-** Greg Whisman. **156-** Bobby Howell. **158-** Kenny Pope. **159-** Ahmad Bateman. **W-72-** Kim Thompson. **74-** Garrett Willis. Jeff Barlow, David Berganio, Jr., Jesse Hibler

NIKE BOISE OPEN



TOURNAMENT HISTORY

Year	Winner	Score	Runner-up	Score	Location	Par/Yards
BEN HOGAN BOISE OPEN						
1990	#Ricky Smallridge	199	David Hobby Robert Thompson Greg Whisman	202	Hillcrest CC, Boise, ID	71/6739
1991	#Russell Beiersdorf	202	Rich Parker	202	Hillcrest CC, Boise, ID	71/6773
1992	#Jaime Gomez	202	Sean Murphy	203	Hillcrest CC, Boise, ID	71/6773
NIKE BOISE OPEN						
1993	#Tommy Moore	199	Olin Browne	202	Hillcrest CC, Boise, ID	71/6773
1994	#Keith Fergus	198	Bill Murchison	198	Hillcrest CC, Boise, ID	71/6773
1995	#Frank Lickliter	200	Kevin Burton	201	Hillcrest CC, Boise, ID	71/6773
1996	Matt Gogel	270	Craig Kanada David Berganio, Jr. Brett Quigley Stewart Cink	271	Hillcrest CC, Boise, ID	71/6685
1997	Iain Steel	267	Carl Paulson	270	Hillcrest CC, Boise, ID	71/6885
1998	Mike Sposa	265	Notah Begay III Dennis Paulson	267	Hillcrest CC, Boise, ID	71/6885

Tournament Record: 265—Mike Sposa (1998)
 Current Course Record: 61—J.P. Hayes, Woody Austin (1994)
 36-hole Record: 130—J.P. Hayes, Bill Muchison (both 1994); Stewart Cink (1996)
 54-hole Record: 196—Rick Cramer (1996)

Key: * = Playoff # = 54-hole tournament

NIKE BOISE OPEN NOTES

J.P. Hayes set the course record of 10-under-par 61 in the second round of the 1994 NIKE Boise Open, only to have **Woody Austin** tie his mark the next day. Austin had a much bigger moment in his career during 1995, when he won the Buick Open and later was named the PGA TOUR's Rookie of the Year

Mike Sposa set the NIKE Boise Open record with a 19-under-par 265 (63-71-66-65) total, breaking the previous mark of 267 set in 1997 by champion **Iain Steel**. Sposa collected his first NIKE TOUR career victory by winning the 1998 NIKE Boise Open. Sposa's \$54,000 share of the \$300,000 purse was the largest check as a professional.

Rocky Walcher recorded a hole-in-one during the opening round of play at the 1997 NIKE Boise Open. There have only been two other aces in the history of the event, which first was played in 1990. Those holes-in-one were recorded by **Mike Brisky** (1991) and **J.P. Hayes** (1994).

1998 NIKE OREGON CLASSIC



Shadow Hills Country Club; Junction City, OR
Par: 36-36-72 Yards: 7,007

Purse: \$225,000
September 24-27, 1998

LEADERS: First Round—Joe Ogilvie fired a 7-under-par 65 to lead by one over Don Reese and by two over Mike Sposa, Craig Bowden and Notah Begay III. **Second Round**—Eric Booker moved to 9-under-par 135 and led by one over Begay and John Elliott. Chris Couch, Sposa, Charles Raulerson and Steve Lamontagne were two strokes back at 7-under-par 137. **Third Round**—Raulerson carded a 7-under-par 65 to get to 14-under-par 202 and lead by two over Booker and by three over Elliott.



CUT: 56 players, at even-par 144 from a field of 144

PRO-AM: Individual—Matt Gogel, 65, \$250. Team—Carl Paulson, 47, \$250

WEATHER: Temperatures in the low 50s to start on Thursday, warming to the mid-80s. Mostly cloudy skies with occasional patches of rain on Friday. Temperatures in the mid-to-upper 50s. Saturday was very cloudy and cool for most of the morning but warmed up into the 70s by late afternoon. Sunday, clear skies with temperatures reaching the low 80s again.

Winner: Charles Raulerson 68-69-65-70 272 \$40,500.00

Notah Begay III	T2	67-69-72-69	277	\$19,387.50	Casey Martin	T28	75-69-70-72	286	\$1,498.50
John Elliott	T2	70-66-69-72	277	\$19,387.50	Sam Randolph	T28	73-71-68-74	286	\$1,498.50
Tom Scherrer	T2	70-72-65-70	277	\$19,387.50	John Wilson	T28	71-73-69-73	286	\$1,498.50
Eric Booker	T5	68-67-69-74	278	\$10,312.50	Ty Armstrong	T33	72-71-70-74	287	\$1,237.50
Chris Couch	T5	70-67-71-70	278	\$10,312.50	Sean Murphy	T33	68-72-73-74	287	\$1,237.50
Joey Gullion	T5	69-70-71-68	278	\$10,312.50	Fran Quinn	T33	74-70-72-71	287	\$1,237.50
Craig Bowden	T8	67-73-71-68	279	\$6,750.00	Ron Whittaker	T33	73-71-69-74	287	\$1,237.50
Kevin Johnson	T8	73-68-69-69	279	\$6,750.00	Paul Claxton	T37	72-70-78-68	288	\$990.00
Joe Ogilvie	T8	65-74-70-70	279	\$6,750.00	Steve Haskins	T37	71-72-74-71	288	\$990.00
Brian Gay	T11	71-69-71-69	280	\$4,500.00	John Kernohan	T37	72-70-74-72	288	\$990.00
Bob Burns	T12	71-70-69-71	281	\$3,712.50	Dennis Paulson ...	T37	70-73-72-73	288	\$990.00
Don Reese	T12	66-72-70-73	281	\$3,712.50	Adam Spring	T37	69-75-70-74	288	\$990.00
Bud Still	T12	71-70-70-70	281	\$3,712.50	Jay Williamson ...	T37	73-70-73-72	288	\$990.00
Danny Briggs	T15	74-68-72-68	282	\$3,183.75	Chris Zambri	T37	72-69-73-74	288	\$990.00
Matthew Lane	T15	71-73-71-67	282	\$3,183.75	David Berganio, Jr.	T44	74-68-70-77	289	\$787.50
Dennis Zinko	T17	73-69-69-72	283	\$2,947.50	Jay Davis	T44	69-73-71-76	289	\$787.50
Brian Bateman	T18	72-71-71-70	284	\$2,643.75	Matt Gogel	T46	70-73-71-76	290	\$686.25
Ted Oh	T18	74-69-69-72	284	\$2,643.75	Eric Johnson	T46	71-72-72-75	290	\$686.25
Brent Schwarrock	T18	71-69-74-70	284	\$2,643.75	Joey Snyder III ...	T46	72-71-75-72	290	\$686.25
Mike Sposa	T18	67-70-74-73	284	\$2,643.75	Mike Sullivan	T46	73-71-71-75	290	\$686.25
Billy Downes	T22	73-70-70-72	285	\$2,081.25	Michael Allen	T50	71-69-77-74	291	\$607.50
Robin Freeman	T22	71-71-72-71	285	\$2,081.25	Rocky Walcher	T50	70-71-70-80	291	\$607.50
Steve Lamontagne	T22	70-67-73-75	285	\$2,081.25	Charles Warren ...	T50	72-69-77-73	291	\$607.50
Rob McKelvey	T22	72-70-71-72	285	\$2,081.25	Marco Gortana	53	73-71-72-76	292	\$562.50
Michael Muehr	T22	71-71-72-71	285	\$2,081.25	David Kirkpatrick	T54	71-72-74-76	293	\$528.75
Bruce Vaughan	T22	74-68-71-72	285	\$2,081.25	Tom Shaw	T54	74-69-74-76	293	\$528.75
Scott Dunlap	T28	70-71-73-72	286	\$1,498.50	Jim Dunlap	56	71-72-75-76	294	\$495.00
Todd Fischer	T28	72-71-71-72	286	\$1,498.50					

The following players did not finish (C=cut, W=withdrew, D=disqualified)

C-145- Michael Clark, Ben Crane, Lon Hinkle, Ryan Howison, Jeff Julian, Bill Lunde, Perry Moss, Kevin Pomarneau, Chris Riley, Gary Rusnak, Charlie Rymer, Gene Sauers, Joe Walsh, Karl Zoller. **146-** David Bartman, Jeff Brehaut, Roger Dibble, Doug Dunakey, Andrew Hoff, Mark Keating, Patrick Lee, Jon Levitt, Steve Novarro, Carl Paulson, Matt Peterson, Eric Rustand, John Stone, Don Walsworth. **147-** Woody Austin, Jaxon Brigman, Rick Cramer, James Gilleon, Paul Gow, Mark Hensby, Bill Hoeffle, Chris Hunsucker, Shawn Kelly, John Robertson, Dave Schreyer, Geoffrey Sisk, Milan Swilor. **148-** Rob Boldt, Craig Kanada, Aaron Meeks, Dan Ostrin, Steve Schneider, Jeff Widdows. **149-** Garrett Larson, Stiles Mitchell, Bobby Siravo, Chris Starkjohann, Chris Stutts, David Wedzik. **150-** Jason Alred, Chris M. Anderson, Emlyn Aubrey, Rod Butcher, Jeff Fujimoto, Chris Ming, Robert Rannow, Michael Rorholm, Greg Whisman, Charlie Wi. **151-** Chris Garrison, Tad Holloway. **152-** Jeff Barlow, James Blair, Michael Miller, Tom Silva, Mark Worthington. **153-** Sean Arey, John Johnson, Rob Rushton, Bob Sowards. **154-** JC Anderson, Keith Lienes, Michael Walton. **155-** Dan Belden, Jerry Foltz, Scott Krieger. **156-** Jeff Gove, Kevin Riley. **158-** Robert Floyd. **159-** Ray Floyd, Jr., Bradley Martin. **161-** Aden Stu. **W-78-** Jimmy Green. **79-** Deane Pappas

NIKE OREGON CLASSIC



TOURNAMENT HISTORY

Year	Winner	Score	Runner-up	Score	Location	Par/Yards
1998	Charles Raulerson	272	Notah Begay III Tom Scherrer John Elliott	277	Shadow Hills CC, Junction City, OR	72/7007

Tournament Record:	272—Charles Raulerson (1998)
Course Record:	65—Joe Ogilvie, Tom Scherrer, Charles Raulerson (all 1998)
36-hole Record:	135—Eric Booker (1998)
54-hole Record:	202—Charles Raulerson (1998)

NIKE OREGON CLASSIC NOTES

Charles Raulerson charged into contention with his 7-under-par 65 in Saturday's third round. Raulerson moved into the 54-hole lead with his third round score, which tied for the low round of the tournament. **Tom Scherrer** (Saturday) and **Joe Ogilvie** (Thursday) also fired 65's on the Shadow Hills Country Club course.

Notah Begay III birdied the final hole Sunday to move into a three-way tie for second place with **Tom Scherrer** and **John Elliott**. The NIKE Oregon Classic marked Begay's second consecutive runner-up finish and his fourth overall in 1998.

Charles Raulerson put himself into position to earn his 1999 PGA TOUR card with his win at the 1998 NIKE Oregon Classic. Raulerson's first NIKE TOUR win moved him from 42nd to 16th on the money list heading into the final three weeks of the 1998 season.

1998 NIKE SAN JOSE OPEN



Almaden Country Club; San Jose, CA
Par: 36-36-72 Yards: 6,960

Purse: \$225,000
Oct. 1-4, 1998

LEADERS: First Round—Tom Scherrer fired an 8-under-par 64 to lead by two strokes over Bob Sowards, Sean Murphy, Chris Zambri, Robin Freeman and Bob Burns. Seven more players were another stroke back at 67. **Second Round**—Gene Sauers fired a course and tournament record 61 to move to 13-under par 131 and lead by two shots over Scherrer. Murphy, Mike Sposa, Eric Booker and Charlie Wi were at 10-under par and three strokes back. **Third Round**—Gene Sauers and Michael Allen were tied at 14-under par 202 and led by two strokes over Notah Begay, Chris Zambri, Sean Murphy and Tom Scherrer.



CUT: 58 players at 4-under par 140 from a field of 144

PRO-AM: Individual—Jimmy Green, Joe Ogilvie, Brian Tennyson and Ryan Howison, 67, \$193.75 each. Team—Jimmy Green, 50, \$250

WEATHER: Mostly sunny skies with temperatures in the upper 70's on Thursday. Temperatures were in the upper 60's on Friday. Sunny skies with winds up to 15-20 mph on Saturday. Sunny skies and temperatures in the 70's on Sunday.

Winner: Robin Freeman 66-71-69-66 272 \$40,500.00

Sean Murphy	T2	66-68-70-68	272	\$22,050.00	Chris Hunsucker ..	T29	71-69-68-74	282	\$1,320.00
Tom Scherrer	T2	64-69-71-68	272	\$22,050.00	Robert Huxtable ..	T29	68-69-72-73	282	\$1,320.00
Doug Dunakey	T4	69-66-70-68	273	\$12,937.50	Eric Johnson	T29	68-72-71-71	282	\$1,320.00
Brian Tennyson	T4	67-68-70-68	273	\$12,937.50	Kevin Johnson	T29	70-68-73-71	282	\$1,320.00
Don Reese	T6	69-71-69-65	274	\$9,562.50	Kevin Riley	T29	68-69-74-71	282	\$1,320.00
Chris Zambri	T6	66-71-67-70	274	\$9,562.50	Brent Schwarrock ..	T29	70-69-71-72	282	\$1,320.00
Michael Allen	T8	68-68-66-73	275	\$6,750.00	Charlie Wi	T29	68-66-77-71	282	\$1,320.00
Woody Austin	T8	68-69-70-68	275	\$6,750.00	David Berganio, Jr.	T38	69-71-71-72	283	\$945.00
Gene Sauers	T8	70-61-71-73	275	\$6,750.00	Jaxon Brigman	T38	68-71-72-72	283	\$945.00
Danny Briggs	T11	67-70-68-71	276	\$4,218.75	Chris Couch	T38	68-71-69-75	283	\$945.00
John Maginnes	T11	70-70-71-65	276	\$4,218.75	Charles Raulerson ..	T38	67-73-76-67	283	\$945.00
Bob Burns	T13	66-72-67-72	277	\$3,712.50	Chris Stutts	T38	71-66-68-78	283	\$945.00
Michael Clark	T14	70-69-70-69	278	\$3,375.00	Rocky Walcher	T38	71-66-76-70	283	\$945.00
Mike Sposa	T14	67-67-77-67	278	\$3,375.00	Michael Walton	T38	67-71-74-71	283	\$945.00
Notah Begay III	T16	69-68-67-75	279	\$3,026.25	Jeff Barlow	T45	70-67-71-76	284	\$690.00
Eric Booker	T16	67-67-72-73	279	\$3,026.25	Patrick Lee	T45	67-69-73-75	284	\$690.00
Paul Claxton	T18	69-68-71-72	280	\$2,587.50	Casey Martin	T45	70-69-73-72	284	\$690.00
Matt Gogel	T18	68-70-73-69	280	\$2,587.50	Dave Rummells	T45	70-70-72-72	284	\$690.00
Gary Rusnak	T18	69-68-72-71	280	\$2,587.50	Bob Sowards	T45	66-70-73-75	284	\$690.00
Joey Snyder III	T18	69-71-69-71	280	\$2,587.50	Don Walsworth	T45	68-72-75-69	284	\$690.00
Dennis Zinkon	T18	73-67-71-69	280	\$2,587.50	Robert Floyd	T51	68-70-79-68	285	\$562.50
Chris M. Anderson ..	T23	70-69-72-70	281	\$1,968.75	Garrett Larson	T51	74-66-73-72	285	\$562.50
Pat Bates	T23	71-69-72-69	281	\$1,968.75	Roger Maltbie	T51	72-68-72-73	285	\$562.50
Jeff Gove	T23	69-70-71-71	281	\$1,968.75	Jack O'Keefe	T51	70-70-71-74	285	\$562.50
Joe Ogilvie	T23	69-69-74-69	281	\$1,968.75	Ron Whittaker	T51	69-69-76-71	285	\$562.50
Deane Pappas	T23	72-67-74-68	281	\$1,968.75	Geoffrey Sisk	56	69-71-74-72	286	\$495.00
Karl Zoller	T23	70-67-73-71	281	\$1,968.75	Anthony Painter ...	57	71-68-77-71	287	\$472.50
Timothy Bogue	T29	72-67-74-69	282	\$1,320.00	Steve Lamontagne ..	58	72-68-74-74	288	\$450.00
Joey Gullion	T29	71-69-70-72	282	\$1,320.00					

The following players did not finish (C=cut, W=withdrew, D=disqualified)

C-141- Brian Bateman, Jeff Brehaut, Rick Cramer, Paul Gow, Mark Hensby, Greg Leshner, Ted Oh, Carl Paulson, Bud Still, Bruce Vaughan, David Wedzik. **142-** Rod Butcher, Jay C. Davis, Jason Gore, Denny Hepler, Ryan Howison, Shawn Kelly, Matthew Lane, JonLevitt, Michael Muehr, Aaron Oberholser, Matt Peterson, Fran Quinn, Adam Spring, John Wilson. **143-** Ty Armstrong, Craig Bowden, Kevin Burton, Billy Downes, James Gilleon, Lon Hinkle, Chris Riley, Charlie Rymer, Joe Walsh, Jay Williamson. **144-** Mark Cato, Paul Dietsche, Jimmy Green, Steve Haskins, Brian Hull, Jeff Julian, Don Meyers, Perry Moss, Mike Sullivan. **145-** JC Anderson, Scott Dunlap, Jerry Foltz, Marco Gortana, John Kernohan, Stiles Mitchell, Chris Starkjohann. **146-** Joe Acosta, Jr., Dana Banke, Rob McKelvey, Jim Neiford, Bill Porter, Anthony Rodriguez. **147-** Roger Dibble, Sean McHenry, Tony Silis. **148-** Ahmad Bateman, Eric Buckelew, John Elliott, Shawn McEntee, Sam Randolph, Mick Soli, Tracy Stansberry, Steve Woods. **149-** Craig Perks, Dave Schreyer. **150-** John P. McGrath, Scott Olds, Stan Utley. **151-** Mike Barge, Steve Hummel, Bradley Martin. **152-** Patrick Boyd, Mike Doelle, Todd Tanner. **157-** Eric Bogar. **158-** Mario Ohara, Ken Woods. **160-** Maurice Jeanpierre. **166-** Avery Cook. **W-72-** James Blair. **74-** Steve Schneider

NIKE SAN JOSE OPEN



TOURNAMENT HISTORY

Year	Winner	Score	Runner-up	Score	Location	Par/Yards
NIKE SAN JOSE CLASSIC						
1995	John Maginnes	277	Larry Silvaira	280	Almaden CC, San Jose, CA	72/6960
1996	~*Larry Silveira	207	Stewart Cink	207	Almaden CC, San Jose, CA	72/6960
1997	R.W. Eaks	272	Bobby Elliott	274	Almaden CC, San Jose, CA	72/6960
			Mark Carnevale			
			Chris DiMarco			
			Steve Lamontagne			
			J.L. Lewis			
1998	*Robin Freeman	272	Iain Steel	272	Almaden CC, San Jose, CA	72/6960
			Tom Scherrer			
			Sean Murphy			

Tournament Record: 272—R.W. Eaks (1997); Robin Freeman, Sean Murphy, Tom Scherrer (all 1998)
 Current Course Record: 61—Gene Sauers (1998)
 36-hole Record: 134—R.W. Eaks, Steve Lamontagne (both 1997)
 54-hole Record: 202—Steve Lamontagne (1997)

Key: * = Playoff ~ = Weather-shortened

NIKE SAN JOSE OPEN NOTES

Gene Sauers fired a course-record 11-under-par 61 in Friday's second round to move to the top of the leaderboard at 13-under-par 131. Sauers had an eagle and nine birdies en route to breaking the Almaden Country Club course record of 63, set by **Jay Synkelma** during the third round of the 1997 tournament.

Gene Sauers' course-record 61 was also a competitive career best for him. In his 15-year professional career, he had shot 62 twice, the last time coming at the 1990 Southwestern Bell Colonial on the PGA TOUR.

Robin Freeman became the second player in 1998 to register two wins via playoffs. Freeman won the NIKE Knoxville Open by defeating **Ryan Howison** with a three-foot birdie putt on the third extra hole. Freeman needed a four-footer for birdie on the fourth playoff hole to beat **Tom Scherrer** and **Sean Murphy** at San Jose. **Matt Gogel's** two wins in 1998, at the NIKE Omaha Classic and the NIKE Tri-Cities Open, also came by way of playoffs.

NOTE: The NIKE San Jose Open is not on the 1999 NIKE TOUR schedule.

1998 NIKE INLAND EMPIRE OPEN



Moreno Valley Ranch Golf Club; Moreno Valley, CA
Par: 36-36-72 Yards: 6,865

Purse: \$225,000
Oct. 8-11, 1998

LEADERS: First Round—Matt Gogel fired a 7-under-par 65 to lead by one stroke over Don Walsworth, David Berganio, Charles Raulerson and Jay Williamson. Deane Pappas, Mike Sposa and Paul Gow were two strokes back at 67. **Second Round**—Jay Williamson carded a 66 to get to 12-under par and lead by three over Berganio and Gogel. Eleven players were at 8-under par, including Raulerson. **Third Round**—Raulerson moved to 14-under par and led Williamson by one stroke. Bruce Vaughn, Karl Zoller, Michael Clark, Jeff Gove and Jerry Foltz were at 11-under par.



CUT: 60 players at 2-under par 142 from a field of 144

PRO-AM: Individual—Woody Austin, 65, \$250. Team—Woody Austin, 52, \$250

WEATHER: Mostly sunny skies with temperatures in the mid-to-upper 80's all week.

Winner: Charles Raulerson 66-70-66-66 268 \$40,500.00

Jay Williamson	2	66-66-71-68	271	\$25,537.50	Sam Randolph	T30	68-71-70-72	281	\$1,410.00
Anthony Painter ...	T3	68-73-66-67	274	\$16,312.50	Brian Tennyson ...	T30	71-67-71-72	281	\$1,410.00
Mike Sposa	T3	67-70-70-67	274	\$16,312.50	Justin Boatman ...	T33	68-68-71-75	282	\$1,170.00
David Berganio, Jr.	T5	66-69-71-69	275	\$10,312.50	Jeff Brehaut	T33	73-68-70-71	282	\$1,170.00
Jeff Gove	T5	70-66-69-70	275	\$10,312.50	Bob Burns	T33	71-71-68-72	282	\$1,170.00
Geoffrey Sisk	T5	68-68-70-69	275	\$10,312.50	Doug Dunakey	T33	71-65-71-75	282	\$1,170.00
Rick Cramer	T8	68-68-70-70	276	\$6,750.00	Jerry Foltz	T33	68-68-69-77	282	\$1,170.00
Matt Gogel	T8	65-70-71-70	276	\$6,750.00	Chris Hunsucker .	T33	69-70-73-70	282	\$1,170.00
Karl Zoller	T8	68-71-66-71	276	\$6,750.00	Chris Riley	T33	72-70-68-72	282	\$1,170.00
Jimmy Green	T11	70-67-70-70	277	\$4,500.00	Chris M. Anderson	T40	70-70-71-72	283	\$922.50
Pat Bates	T12	71-68-72-67	278	\$3,501.00	Brian Fogt	T40	69-72-70-72	283	\$922.50
Michael Clark	T12	68-71-66-73	278	\$3,501.00	Casey Martin	T40	70-69-69-75	283	\$922.50
John Kernohan	T12	75-66-65-72	278	\$3,501.00	Joe Ogilvie	T40	69-67-74-73	283	\$922.50
Dick Mast	T12	69-72-71-66	278	\$3,501.00	Patrick Boyd	T44	68-68-75-73	284	\$733.50
Bruce Vaughn	T12	70-71-64-73	278	\$3,501.00	Billy Downes	T44	74-67-71-72	284	\$733.50
Perry Moss	T17	70-71-69-69	279	\$2,590.72	Don Reese	T44	73-69-70-72	284	\$733.50
Sean Murphy	T17	70-72-69-68	279	\$2,590.72	Bob Sowards	T44	71-67-72-74	284	\$733.50
Chris Zambri	T17	68-74-67-70	279	\$2,590.72	Gary Webb	T44	72-68-68-76	284	\$733.50
Michael Allen	T17	70-69-68-72	279	\$2,590.71	Charlie Wi	49	73-66-67-79	285	\$652.50
Jeff Hart	T17	71-65-73-70	279	\$2,590.71	Woody Austin	T50	72-70-70-74	286	\$596.25
Greg Leshner	T17	69-67-71-72	279	\$2,590.71	Jeff Barlow	T50	70-71-68-77	286	\$596.25
Carl Paulson	T17	68-72-69-70	279	\$2,590.71	Stiles Mitchell	T50	68-72-69-77	286	\$596.25
Danny Briggs	T24	69-69-74-68	280	\$1,856.25	Gene Sauers	T50	71-71-69-75	286	\$596.25
Jason Gore	T24	70-71-69-70	280	\$1,856.25	John Wilson	54	70-69-76-73	288	\$540.00
Craig Kanada	T24	68-74-69-69	280	\$1,856.25	Warren Pineo	55	75-67-72-75	289	\$517.50
Deane Pappas	T24	67-73-68-72	280	\$1,856.25	Emlyn Aubrey	T56	69-71-71-79	290	\$483.75
Dennis Paulson ...	T24	70-71-68-71	280	\$1,856.25	Paul Gow	T56	67-70-71-82	290	\$483.75
Don Walsworth ...	T24	66-72-70-72	280	\$1,856.25	Michael Walton	58	72-67-79-73	291	\$450.00
Joey Gullion	T30	73-68-69-71	281	\$1,410.00	Greg Bruckner	59	71-71-74-78	294	\$427.50

The following players did not finish (C=cut, W=withdrew, D=disqualified)

D-216- Brent Schwarzrock. C-143- Craig Bowden, Paul Claxton, Scott Dunlap, Ted Oh, Bill Porter. 144- David Bartman, Shane Bertsch, Gregory Casagrande, Bill Hulbert, Robert Huxtable, Kevin Johnson, Matthew Lane, Rob McKelvey, Jack O'Keefe, Stan Utley. 145- John Elliott, Robin Freeman, Jon Levitt, Tony Sills, Adam Spring, Chris Starkjohann, Vic Wilk. 146- Paul Dietsche, Chris Gonzales, Matt Peterson, Anthony Rodriguez, Joey Snyder III, Greg Twiggs, Joe Walsh, Jeremy Whiting. 147- Marco Gortana, Steve Haskins, Bryan Hepler, Ryan Howison, Kevin Riley, Brad Sherly, Greg Whisman, Gregg Worthington, Chad Wright. 148- Darrin Ernest, Jeff Julian, Kelly Manos, Brett Martin, Rocky Walcher. 149- Ahmad Bateman, Robert Floyd, Charlie Rymer, Ron Stockton. 150- Eric Johnson, Aaron Meeks, Robert Secrest, Ron Skayhan, Hank Woodrome. 151- Roger Gunn, Tom Kroll, Mark Pfeil, Mark Scheibach, Taylor Smith, Todd Tanner, Denis Watson. 152- Gary Rusnak. 153- Steve Brodie, Wayne Byrd, Roger Dibble, Mark Hensby. 154- Jon Chaffee, Jeff Fujimoto, Eddy Lee. 156- Notah Begay III, Kevin DeNike, Brett Mann, Jonas Ulrich. 157- Milan Swilor. 158- J.T. Kohut. 159- John Hearn. 164- Jeffery Mason. W-71- Dave Rummels. 72- Brian Bateman. 76- Jim Letourneau. 77- Larry Silveira. 78- Matt Curci. 79- Tom Scherrer. 84- John Johnson.- Michael Crawford

NIKE INLAND EMPIRE OPEN



TOURNAMENT HISTORY

Year	Winner	Score	Runner-up	Score	Location	Par/Yards
NIKE INLAND EMPIRE OPEN						
1994	~Skip Kendall	197	Emlyn Aubrey	203	Moreno Valley Ranch GC Moreno Valley, CA	72/6680
1995	~Jeff Brehaut	204	Danny Briggs David Toms	205	Moreno Valley Ranch GC Moreno Valley, CA	72/6680
1996	Jim Estes	272	Rob Moss	273	Moreno Valley Ranch GC Moreno Valley, CA	72/6880
1997	Mark Carnevale	274	David Jackson	276	Moreno Valley Ranch GC Moreno Valley, CA	72/6880
1998	Charles Raulerson	268	Jay Williamson	271	Moreno Valley Ranch GC Moreno Valley, CA	72/6880

Tournament Record: 268—Charles Raulerson (1998)
 Course Record: 63—Gary Webb (1997)
 36-hole Record: 132—Skip Kendall (1994)
 54-hole Record: 197—Skip Kendall (1994)

Key: ~ = Weather-curtailed

NIKE INLAND EMPIRE OPEN NOTES

David Berganio had two eagles in the opening of the 1998 event. Berganio eagled the par-5 6th and 12th holes en route to a first-round 66, which was one stroke off the lead set by **Matt Gogel**.

Charles Raulerson established a new tournament scoring with his score of 20-under-par 268. Raulerson put together rounds of 66-70-66-66 to better the previous 72-hole mark of 16-under-par (272) set by **Jim Estes** in 1996.

Charles Raulerson completed a red-hot stretch with his win at the 1998 NIKE Inland Empire Open, his second victory in three weeks. Raulerson registered his first career win two weeks earlier at the NIKE Oregon Classic. The last person to win twice in a short stretch was **Chris Smith**, who had back-to-back wins at the 1997 NIKE Dakota Dunes Open and the NIKE Omaha Classic.

The 1998 NIKE Inland Empire Open enjoyed a significant change on the NIKE TOUR's schedule. From its inaugural event in 1994, the tournament was either the first or second event on the NIKE TOUR calendar. Last year's tournament was the last full-field event on the NIKE schedule, the 29th of 30 overall.

1998 NIKE TOUR CHAMPIONSHIP



Magnolia Grove Crossings Course; Mobile, AL
Par: 36-36-72 Yards: 7,154

Purse: \$350,000
Oct. 22-25, 1998

LEADERS: First Round—Perry Moss fired a 6-under-par 66 to lead by three strokes over Jimmy Green and by four over Don Reese, Carl Paulson and Don Walsworth. **Second Round**—Bob Burns and Green shared the lead at 2-under-par 142. Moss was one stroke back and Emlyn Aubrey was two off the lead. **Third Round**—Burns carded a 5-under-par 67 to get to 7-under for the tournament and lead by four strokes over Aubrey. Green was at 2-under and five back. Michael Clark fired a course-record 65 to get to 1-under-par along with Tom Scherrer.



CUT: There was no cut. All 50 players completed 72 holes.

PRO-AM: Individual—Notah Begay, 66, \$250. Team—John Wilson, 48, \$250

WEATHER: Mostly sunny skies with temperatures in the mid-to-upper 70's all week. Winds were 15-25 mph on Friday.

Winner: Bob Burns 73-69-67-74 —283 \$63,000

Jeff Gove	2	75-71-71-69	286	\$39,725.00	Anthony Painter ..	T26	73-78-73-72	296	\$2,887.50
Jimmy Green	3	69-73-72-73	287	\$29,750.00	Charles Raulerson	28	71-77-72-77	297	\$2,660.00
Michael Clark	T4	72-78-65-73	288	\$19,250.00	Pat Bates	T29	76-76-73-73	298	\$2,327.50
John Maginnes	T4	72-78-69-69	288	\$19,250.00	Marco Gortana	T29	73-81-71-73	298	\$2,327.50
Sean Murphy	T4	73-76-68-71	288	\$19,250.00	Greg Leshner	T29	77-79-71-71	298	\$2,327.50
Emlyn Aubrey	T7	72-72-69-76	289	\$13,125.00	Don Walsworth ...	T29	70-80-76-72	298	\$2,327.50
Jeff Julian	T7	77-72-71-69	289	\$13,125.00	Jeff Brehaut	T33	75-73-75-77	300	\$1,995.00
Ryan Howison	T9	71-77-72-71	291	\$7,735.00	Craig Kanada	T33	74-78-72-76	300	\$1,995.00
Perry Moss	T9	66-77-73-75	291	\$7,735.00	Deane Pappas	T33	76-76-74-74	300	\$1,995.00
Dennis Paulson	T9	74-78-67-72	291	\$7,735.00	John Wilson	T33	71-77-76-76	300	\$1,995.00
Don Reese	T9	70-76-72-73	291	\$7,735.00	Mark Hensby	T37	75-77-71-78	301	\$1,785.00
Mike Sposa	T9	77-71-74-69	291	\$7,735.00	John Kernohan	T37	76-76-75-74	301	\$1,785.00
Woody Austin	T14	74-74-71-73	292	\$4,858.00	Craig Bowden	39	79-77-75-71	302	\$1,680.00
Eric Booker	T14	73-75-72-72	292	\$4,858.00	Brian Bateman	40	73-79-78-73	303	\$1,610.00
Robin Freeman	T14	75-74-72-71	292	\$4,858.00	Michael Allen	41	78-80-71-75	304	\$1,540.00
Tom Scherrer	T14	71-74-70-77	292	\$4,858.00	Matt Gogel	T42	78-73-83-71	305	\$1,400.00
Chris Zambri	T14	72-79-67-74	292	\$4,858.00	Gene Sauers	T42	72-79-75-79	305	\$1,400.00
David Berganio, Jr.	19	77-75-67-74	293	\$4,200.00	Jay Williamson ...	T42	75-82-77-71	305	\$1,400.00
Doug Dunakey ...	T20	73-75-71-75	294	\$3,850.00	John Elliott	45	76-77-77-76	306	\$1,260.00
Scott Dunlap	T20	77-77-74-66	294	\$3,850.00	Geoffrey Sisk	T46	81-81-78-75	315	\$1,155.00
Steve Lamontagne	T20	75-76-71-72	294	\$3,850.00	Joey Snyder III ...	T46	76-84-80-75	315	\$1,155.00
Notah Begay III ...	T23	73-76-70-76	295	\$3,325.00	Casey Martin	48	82-83-75-76	316	\$1,050.00
Carl Paulson	T23	70-75-74-76	295	\$3,325.00	Eric Johnson	49	85-78-76-79	318	\$980.00
Chris Riley	T23	72-75-73-75	295	\$3,325.00	Mike Sullivan	50	81-80-78-82	321	\$910.00
Joe Ogilvie	T26	71-75-76-74	296	\$2,887.50					

NIKE TOUR CHAMPIONSHIP



TOURNAMENT HISTORY

Year	Winner	Score	Runner-up	Score	Location	Par/Yards
NIKE TOUR CHAMPIONSHIP						
1993	David Duval	277	Danny Briggs	278	Pumpkin Ridge GC, Cornelius, OR	72/6839
1994	Mike Schuchart	277	Emlyn Aubrey Jeff Cook Lee Rinker	278	Pumpkin Ridge GC, Cornelius, OR	72/6839
1995	*Allen Doyle	283	John Maginnes	283	Settindown Creek GC, Roswell, GA	72/7024
1996	Stewart Cink	281	David Berganio, Jr.	285	Settindown Creek GC, Roswell, GA	72/7024
1997	Steve Flesch	278	Chris Smith	282	Grand National GC, Opelika, GA	72/7169
1998	Bob Burns	283	Jeff Gove	286	Magnolia Grove Crossings Course; Mobile, A	72/7154

Tournament Record: 277—David Duval (1993); Mike Schuchart (1994)
 Current Course Record: 65—Michael Clark (1998)
 36-hole Record: 135—Danny Briggs (1993)
 54-hole Record: 204—Mike Schuchart (1994)

Key: * = Playoff

NIKE TOUR CHAMPIONSHIP NOTES

The 1998 NIKE TOUR Championship purse of \$350,000 was the largest in the history of the NIKE TOUR, as was the \$63,000 first-place check collected by **Bob Burns**, who vaulted from No. 14 to No. 1 on the final money list after his three-stroke victory.

Hometown favorite **Jimmy Green** of nearby Daphne, AL needed to finish in the top three in order to move far enough up the money list to gain his 1999 PGA TOUR card. Green began the week at No. 21 and jumped all the way to No. 11 on the 1998 final money list with a third-place finish and a check for \$29,750.

Michael Clark set a course record with his 7-under-par 65 in the third round of the 1998 NIKE TOUR Championship. Clark, winner of the NIKE Hershey Open earlier in the season, enjoyed the only bogey-free round of the 72-hole tournament in bettering Magnolia Grove's Crossings Course record by one stroke.

1998 PGA TOUR QUALIFYING TOURNAMENT



PGA West
Weiskopf Private Course
Par: 36-36—72 Yards: 7,164
La Quinta Resort
Dunes Course
Par: 37-35—37 Yards: 6,747
La Quinta, CA

Purse: \$1,082,500
November 18-23, 1998

Approximately 1,100 applications were received, with 13 first-stage regionals and six second-stage regionals held to reduce the field to 169 players for the final qualifying stage, which was six rounds with no cut.

The top-35 players and ties (a total of 41) received their PGA TOUR cards for 1999. The next 60 finishers earned fully exempt NIKE TOUR cards for 1999, and the balance of the field earned conditional NIKE TOUR status for 1999.

The following players earned their 1999 PGA TOUR cards:

Winner: Mike Weir 75-65-66-68-70-64 408 \$50,000.00

Jonathan Kaye	T2	65-71-64-69-72-70	411	\$37,500.00
Deane Pappas	T2	73-67-68-68-66-69	411	\$37,500.00
Greg Chalmers	T4	66-69-67-69-71-70	412	\$26,875.00
Pete Jordan	T4	66-72-68-67-70-69	412	\$26,875.00
Geoffrey Sisk	T4	67-74-69-67-65-70	412	\$26,875.00
Dave Stockton, Jr.	T4	67-69-70-70-69-67	412	\$26,875.00
Cameron Beckman	T8	71-74-66-66-68-68	413	\$25,000.00
Rich Beem	T8	69-68-70-71-69-66	413	\$25,000.00
Mike Brisky	T8	67-71-70-68-70-67	413	\$25,000.00
Brent Schwarzrock	11	66-69-68-68-73-70	414	\$25,000.00
Briny Baird	T12	71-66-68-68-70-72	415	\$25,000.00
P.H. Horgan III	T12	68-70-72-71-67-67	415	\$25,000.00
John Elliott	T14	73-68-67-69-70-69	416	\$25,000.00
Rick Fehr	T14	62-71-70-67-72-74	416	\$25,000.00
Ted Purdy	T14	65-67-73-72-68-71	416	\$25,000.00
Robert Allenby	T17	71-70-69-68-69-70	417	\$25,000.00
Craig Barlow	T17	67-70-69-70-68-73	417	\$25,000.00
Alan Bratton	T17	69-70-72-70-69-67	417	\$25,000.00
Chris Couch	T17	69-70-67-68-71-72	417	\$25,000.00
Bo Van Pelt	T17	73-70-67-70-65-72	417	\$25,000.00
Charles Warren	T17	68-71-69-70-70-69	417	\$25,000.00
Ty Armstrong	T23	71-67-73-67-68-72	418	\$25,000.00
Jeff Brehaut	T23	73-70-68-67-71-69	418	\$25,000.00
Katsumasa Miyamoto ..	T23	67-73-71-69-71-67	418	\$25,000.00
Jay Delsing	T26	68-69-69-69-73-72	420	\$25,000.00
Steve Jurgensen	T26	69-69-72-72-68-70	420	\$25,000.00
Chris Riley	T26	74-70-71-71-66-68	420	\$25,000.00
Chris Smith	T26	66-71-69-67-72-75	420	\$25,000.00
Jay Williamson	T26	72-73-66-71-66-72	420	\$25,000.00
Danny Briggs	T31	71-71-69-71-70-69	421	\$25,000.00
Brian Gay	T31	64-70-73-71-68-75	421	\$25,000.00
Dicky Pride	T31	72-66-70-73-69-71	421	\$25,000.00
David Seawell	T31	67-72-71-69-74-68	421	\$25,000.00
Scott Dunlap	T35	65-73-68-71-72-73	422	\$25,000.00
Carlos Franco	T35	68-75-71-69-66-73	422	\$25,000.00
Kent Jones	T35	70-71-71-75-64-71	422	\$25,000.00
Tim Loustalot	T35	69-66-68-70-76-73	422	\$25,000.00
Perry Moss	T35	67-71-68-69-71-76	422	\$25,000.00
Clarence Rose	T35	68-68-70-73-69-74	422	\$25,000.00
Rory Sabbatini	T35	69-71-76-69-70-67	422	\$25,000.00

1998 PGA TOUR QUALIFYING TOURNAMENT



The following players earned fully exempt NIKE TOUR status as the next number of finishers nearest 50 after the Qualifying Tournament graduates:

Greg Bruckner	T42	70-69-75-71-73-65	423	\$4,000.00	Joey Gullion	T67	74-72-71-72-72-65	426	\$4,000.00
Michael Clark	T42	71-69-73-66-73-71	423	\$4,000.00	Spike McRoy	T67	70-75-69-69-74-69	426	\$4,000.00
Todd Demsey	T42	69-69-73-69-71-72	423	\$4,000.00	Kevin Riley	T67	72-70-73-67-72-72	426	\$4,000.00
Kevin Dillen	T42	71-69-68-74-70-71	423	\$4,000.00	Ronnie Black	T75	75-72-71-68-73-68	427	\$4,000.00
Edward Fryatt	T42	72-70-68-72-69-72	423	\$4,000.00	Ren Budde	T75	80-71-65-74-70-67	427	\$4,000.00
Kelly Gibson	T42	67-73-67-72-77-67	423	\$4,000.00	Robin Byrd	T75	72-76-69-72-69-69	427	\$4,000.00
Dino Lucchesi	T42	65-76-73-72-71-66	423	\$4,000.00	Donnie Hammond	T75	73-71-71-69-71-72	427	\$4,000.00
Brett Quigley	T42	71-68-75-68-73-68	423	\$4,000.00	Shaun Micheel	T75	73-70-68-74-67-75	427	\$4,000.00
Tom Silva	T42	66-69-70-73-72-73	423	\$4,000.00	Shane Supple	T75	72-68-71-71-77-68	427	\$4,000.00
Steven Young	T42	70-68-71-73-71-70	423	\$4,000.00	Tray Tyner	T75	73-75-68-74-70-67	427	\$4,000.00
David Berganio, Jr.	T52	66-69-70-73-72-74	424	\$4,000.00	Charlie Wi	T75	68-71-70-75-72-71	427	\$4,000.00
Guy Boros	T52	76-75-67-70-68-68	424	\$4,000.00	Brian Fogt	T83	72-66-75-69-71-75	428	\$4,000.00
Patrick Burke	T52	66-70-72-72-74-70	424	\$4,000.00	Gibby Gilbert	T83	71-68-73-71-75-70	428	\$4,000.00
Paul Curry	T52	72-68-72-71-72-69	424	\$4,000.00	Ken Green	T83	72-69-74-69-73-71	428	\$4,000.00
Dave Schreyer	T52	70-70-69-69-73-73	424	\$4,000.00	Ryan Hietala	T83	70-71-67-74-73-73	428	\$4,000.00
Mike Sullivan	T52	70-72-73-69-69-71	424	\$4,000.00	Craig Matthew	T83	69-69-69-74-72-75	428	\$4,000.00
Brian Tennyson	T52	70-75-71-71-70-67	424	\$4,000.00	Pat Nanne, Jr.	T83	69-69-74-70-75-71	428	\$4,000.00
Vance Veazey	T52	66-74-68-72-71-73	424	\$4,000.00	Matt Peterson	T83	72-71-73-73-70-69	428	\$4,000.00
Dave Barr	T60	73-69-71-72-68-72	425	\$4,000.00	Brett Wayment	T83	71-73-68-72-72-72	428	\$4,000.00
Brian Claar	T60	72-74-71-66-69-73	425	\$4,000.00	Ed Humenik	T91	68-71-71-69-74-76	429	\$4,000.00
Jerry Foltz	T60	73-73-70-74-68-67	425	\$4,000.00	Tripp Isenhour	T91	69-74-72-72-74-68	429	\$4,000.00
Robert Gamez	T60	71-71-68-72-71-72	425	\$4,000.00	Stephen Leaney	T91	69-75-69-69-76-71	429	\$4,000.00
Chad Ginn	T60	67-73-71-67-75-72	425	\$4,000.00	Mike Standly	T91	72-72-72-71-71-71	429	\$4,000.00
J.J. Henry	T60	71-67-75-72-69-71	425	\$4,000.00	Jason Tyska	T91	76-71-71-70-70-71	429	\$4,000.00
Don Waisworth	T60	71-70-71-74-70-69	425	\$4,000.00	Fred Wadsworth	T91	69-74-74-70-71-71	429	\$4,000.00
Rich Barcelo	T67	74-73-67-70-72-70	426	\$4,000.00	Ashley Chinner	T97	69-76-75-69-70-71	430	\$4,000.00
Curt Byrum	T67	69-66-74-71-73-73	426	\$4,000.00	Paul Claxton	T97	69-73-71-70-72-75	430	\$4,000.00
Joel Edwards	T67	67-69-74-72-71-73	426	\$4,000.00	Bob Gilder	T97	69-70-73-69-73-76	430	\$4,000.00
Matt Gogel	T67	74-71-70-67-73-71	426	\$4,000.00	Jeff Klein	T97	70-76-70-73-70-71	430	\$4,000.00
Matthew Goggin	T67	70-76-72-75-68-65	426	\$4,000.00	Tim Petrovic	T97	71-73-75-72-67-72	430	\$4,000.00

The following players are non-exempt members of the 1999 NIKE TOUR:

Chad Campbell	T102	71-72-69-73-77-69	431	Shane Tait	T112	72-70-74-72-68-77	433	Conrad Ray	T142	72-72-74-70-71-79	438
Brian Kamm	T102	70-70-75-70-72-74	431	Chris Zambri	T112	70-73-68-72-74-76	433	Dean Wilson	T142	68-72-74-75-78-71	438
Steve Pope	T102	70-72-74-71-71-73	431	Billy Anderson	T124	72-71-69-75-73-74	434	Kris Cox	T144	70-77-77-68-76-71	439
Jerry Smith	T102	72-70-69-71-71-78	431	Pat Bates	T124	69-71-72-71-75-76	434	Jim M. Johnson	T144	72-73-76-72-74-72	439
Jay Hobby	T106	73-76-69-72-74-68	432	Shane Bertsch	T124	71-69-75-71-74-74	434	Greg Towne	T144	74-74-73-75-71-72	439
Jon Hurst	T106	75-73-73-71-68-72	432	Gary Christian	T124	71-72-72-74-72-73	434	Steve Woods	T144	69-73-75-69-74-79	439
Eric Johnson	T106	74-73-71-77-70-67	432	Steve Ford	T124	67-73-73-75-75-71	434	Darrett Brinker	T148	74-73-73-76-73-71	440
Richard Johnson	T106	69-73-75-70-74-71	432	Jeff Gove	T124	75-73-76-67-75-68	434	Ryan Howison	T148	74-73-73-70-74-76	440
Dick Mast	T106	70-75-74-69-72-72	432	Bob Heintz	T124	66-73-75-71-71-78	434	Craig Perks	T148	75-77-68-75-73-72	440
Fran Quinn	T106	71-74-73-69-72-73	432	Angel Franco	T131	72-72-72-71-72-76	435	John Rollins	T151	72-74-70-73-75-77	441
Brian Bateman	T112	70-71-76-70-72-74	433	Gary Nicklaus	T131	76-70-71-75-72-71	435	Kenneth Staton	T151	68-74-75-76-71-77	441
James Blair	T112	73-73-77-69-71-70	433	Chris Tidland	T131	75-78-73-71-71-67	435	Wes Tuck	T151	77-75-74-72-71-72	441
Ben Ferguson	T112	71-72-74-70-76-70	433	Roy Biancalana	T134	70-72-75-78-70-71	436	John Bizik	T154	71-72-75-75-74-76	443
Marco Gortana	T112	73-70-72-73-71-74	433	Steve Gotsche	T134	74-69-74-71-75-73	436	John Kernohan	T154	75-72-70-77-81-68	443
Mike Grob	T112	70-69-71-77-73-73	433	Mike Meehan	T134	72-71-75-69-75-74	436	Patrick Lee	T154	72-70-79-77-71-74	443
Steve Haskins	T112	71-69-71-77-75-70	433	Christian Chernock	T137	74-73-71-72-74-73	437	Alex Munoz	157	74-74-77-73-71-75	444
Chris Kaufman	T112	72-73-70-71-71-76	433	Joe Daley	T137	69-74-76-72-71-75	437	Rick Dalpos	158	74-72-74-75-75-76	446
Rob McKelvey	T112	71-74-71-74-72-71	433	Ron Ewing	T137	73-71-70-73-74-76	437	Tony Bordwell	159	75-75-71-79-76-72	448
Sean Murphy	T112	69-74-72-70-73-75	433	Rick Price	T137	74-70-71-70-74-78	437	Eric Rustand	160	78-71-71-76-76-77	449
Keith Nolan	T112	71-77-73-66-73-73	433	Jason Schultz	T137	73-74-76-73-71-70	437	Bob Lohr	161	78-72-72-77-81-73	453

The following players withdrew and/or were disqualified:

W Gene Sauers	70-76-71-71-72	360	D John Riegger	70-72-67-71	280
W Mark Carnevale	71-77-72-70-73	363	W Bobby Wadkins	72-68-72-69	281
W Michael Allen	71-73-72-73-76	365	W R.W. Eaks	69-70-69-74	282
W Chip Sullivan	69-74-73-74-78	368	W Craig Bowden	71-74-76	221

RESULTS OF NIKE TOUR EVENTS NO LONGER ON SCHEDULE



BAKERSFIELD OPEN

Ben Hogan Bakersfield Open

1990	Mike Springer	209	David Tentis	211	Bakersfield CC, Bakersfield, CA	72/6819
1991	Olin Browne	207	Robert Friend	211	Bakersfield CC, Bakersfield, CA	72/6819
			Ron Streck			
1992	Tom Garrar	205	Steve Lowery	207	Seven Oaks CC, Bakersfield, CA	72/7119
NIKE Bakersfield Open						
1993	Clark Dennis	*202	Jim Furyk	202	Seven Oaks CC, Bakersfield, CA	72/7119
			Sonny Skinner			

YUMA OPEN

Ben Hogan Yuma Open

1990	Rick Pearson	198	Sean Pacetti	200	Desert Hills GC, Yuma, AZ	71/6777
			Sam Randolph			
1991	P.H. Horgan III	196	Olin Browne	198	Desert Hills GC, Yuma, AZ	71/6822
			Steve Lowery			
1992	Paul Goydos	201	Jeff Coston	202	Desert Hills GC, Yuma, AZ	71/6822
			Taylor Smith			

NIKE Yuma Open

1993	Ron Streck	*201	Chris DiMarco	201	Desert Hills GC, Yuma, AZ	71/6822
------	------------	------	---------------	-----	---------------------------	---------

BATON ROUGE OPEN

Ben Hogan Baton Rouge Open

1990	Dicky Thompson	209	Carl Cooper	211	CC of Louisiana, Baton Rouge, LA	72/6989
			Dick Mast			
			Jim McGovern			
			Greg Whisman			

MISSISSIPPI GULF COAST CLASSIC

Ben Hogan Mississippi Gulf Coast Classic

1990	Dick Mast	*137	Rick Pearson	137	Windance CC, Gulfport, MS	72/6670
1991	Tom Lehman	*137	Tim Straub	137	Windance CC, Gulfport, MS	72/6670
			John Wilson			
1992	Glen I-natiuk	207	Mike Donald	208	Windance CC, Gulfport, MS	72/6670
			John Flannery			
			Bruce Zabriski			

NIKE Mississippi Gulf Coast Classic

1993	Jim Furyk	*206	Robert Friend	206	Windance CC, Gulfport, MS	72/6735
1994	John Elliott	*276	Chris Perry	276	Windance CC, Gulfport, MS	72/6670
1995	Allen Doyle	*273	Franklin Langham	273	Windance CC, Gulfport, MS	72/6670
1996	Joe Durant	273	Dave Rummells	274	Mississippi National GC, Gautier, MS	72/7003
1997	Jeff Brehaut	275	Dan Bateman	281	Mississippi National GC, Gautier, MS	72/7003

SOUTH TEXAS OPEN

Ben Hogan South Texas Open

1990	Brad Bell	210	John Kernohan	211	NorthShore CC, Portland, TX	72/6805
1991	Roger Salazar	219	Doug Martin	222	NorthShore CC, Portland, TX	72/6805
			Sean Murphy			
1992	Brian Henninger	*208	Bob Burns	208	NorthShore CC, Portland, TX	72/6805
NIKE South Texas Open						
1993	Doug Martin	*287	Guy Boros	287	NorthShore CC, Portland, TX	72/6805

PANAMA CITY BEACH CLASSIC

Ben Hogan Panama City Beach Classic

1990	Buddy Gardner	209	Brad Fabel	210	Hombre GC, Panama City Beach, FL	72/6850
1991	Bruce Zabriski	208	Buddy Gardner	211	Hombre GC, Panama City Beach, FL	72/6850
1992	Brian Kamm	210	Jeff Gallagher	211	Hombre GC, Panama City Beach, FL	72/6850

NIKE Panama City Beach Classic

1993	Mike Schuchart	208	Ron Streck	210	Hombre GC, Panama City Beach, FL	72/7016
1994	Keith Fergus	202	Tommy Armour III	204	Hombre GC, Panama City Beach, FL	72/6820

RESULTS OF NIKE TOUR EVENTS NO LONGER ON SCHEDULE



LAKE CITY CLASSIC

Ben Hogan Lake City Classic

1990	Jim McGovern	*202	David Toms	202	Lake City CC, Lake City, FL	72/6843
1991	Don Reese	198	Roger Rowland	199	Lake City CC, Lake City, FL	72/6843
1992	Tim Loustalot	206	Jack Larkin	207	Lake City CC, Lake City, FL	72/6843

PENSACOLA CLASSIC

Ben Hogan Pensacola Classic

1990	Dick Mast	205	Ken Mattiace	206	Pensacola CC, Pensacola, FL	72/6573
			Dennis Trixler			

Ben Hogan Pensacola Open

1991	Stephen Ames	204	Jerry Foltz	205	Marcus Pointe GC, Pensacola, FL	72/6732
1992	Rick Dalpos	272	Roger Gunn	276	Marcus Pointe GC, Pensacola, FL	72/6732

NIKE Pensacola Open

1994	Bruce Vaughan	271	Ron Philo, Jr.	272	The Moors GC, Milton, FL	71/6912
------	---------------	-----	----------------	-----	--------------------------	---------

NIKE Pensacola Classic

1995	Clarence Rose	201	Hicks Malonson	204	The Moors GC, Milton, FL	71/6976
			Bill Buttner			
			Joe Cioe			

GATEWAY OPEN

Ben Hogan Gateway Open

1990	Ted Tryba	*209	John Daly	209	Gateway CC, Ft. Myers, FL	72/6974
			Bruce Fleisher			
1991	Gary McCord	205	Paul Trittler	210	Gateway CC, Ft. Myers, FL	72/6974
			Rocky Walcher			
			Tom Garner			

MACON OPEN

Ben Hogan Macon Open

1990	Ed Humenik	205	Rick Pearson	206	River North CC, Macon, GA	72/6644
			Roger Rowland			
1991	P.H. Horgan III	*201	Mike Miles	201	River North CC, Macon, GA	72/6644
1992	Brian Henninger	205	Ted Tryba	206	River North CC, Macon, GA	72/6644

NIKE Central Georgia Open

1993	Sean Murphy	*271	Doug Martin	271	River North CC, Macon, GA	72/6714
1994	Rick Pearson	*273	Bill Murchison	273	River North CC, Macon, GA	72/6714

			Danny Briggs			
			Charlie Rymer			
1995	Matt Peterson	268	Jeff Barlow	270	River North CC, Macon, GA	72/6714

ELIZABETHTOWN OPEN

Ben Hogan Elizabethtown Open

1990	Dicky Thompson	*205	Jeff Maggert	205	Pine Valley CC, Elizabethtown, KY	72/6597
1991	Ricky Smallridge	201	Jerry Foltz	206	Pine Valley CC, Elizabethtown, KY	72/6597

QUICKSILVER OPEN

Ben Hogan Quicksilver Open

1990	R.W. Eaks	212	Brandel Chamblee	214	Quicksilver GC, Midway, PA	72/7097
			Ed Humenik			
			Dick Mast			
1991	Lon Hinkle	210	Joey Rasset	212	Quicksilver GC, Midway, PA	72/7118
			Andrew Morse			
			Rick Pearson			
1992	John Flannery	277	Steve Lowery	280	Quicksilver GC, Midway, PA	72/7118

RESULTS OF NIKE TOUR EVENTS NO LONGER ON SCHEDULE



FT. WAYNE OPEN

Ben Hogan Ft. Wayne Open

1990	Dick Mast	197	Jim McGovern	200	Orchard Ridge GC, Ft. Wayne, IN	71/6120
1991	Robert Friend	*201	Jerry Anderson	201	Orchard Ridge GC, Ft. Wayne, IN	71/6120
1992	Russell Beiersdorf	*200	Dennis Trixler Chris Anderson	200	Brookwood GC, Ft. Wayne, IN	72/6713

CENTRAL NEW YORK CLASSIC

Ben Hogan Central New York Classic

1990	Tom Garner	207	Ed Humenik Brian Watts Andrew Morse	208	Seven Oaks GC, Hamilton, NY	72/7261
------	------------	-----	---	-----	-----------------------------	---------

NEW HAVEN OPEN

Ben Hogan New Haven Open

1990	Jim McGovern	201	Tray Tyner	204	Yale GC, New Haven, CT	70/3622
------	--------------	-----	------------	-----	------------------------	---------

Ben Hogan Connecticut Open

1991	Mike Holland	199	P.H. Horgan III	203	Yale GC, New Haven, CT	70/5622
1992	Jon Christian	198	Jeff Coston	205	Yale GC, New Haven, CT	70/6622

NIKE Connecticut Open

1993	Dave Stockton, Jr.	204	Jeff Coston	205	Yale GC, New Haven, CT	70/6622
------	--------------------	-----	-------------	-----	------------------------	---------

NEW ENGLAND CLASSIC

Ben Hogan New England Classic

1990	Brandel Chamblee	215	Jeff Maggert	216	The Woodlands CC, Falmouth, ME	72/6848
1991	Steve Haskins	207	Jeff Gallagher	208	The Woodlands CC, Falmouth, ME	72/6848
1992	Greg Bruckner	*208	Ed Kirby	208	The Woodlands CC, Falmouth, ME	72/6848

NIKE New England Classic

1993	John Morse	278	Emlyn Aubrey Pete Jordan Sam Randolph Larry Silveira	282	The Woodlands CC, Falmouth, ME	72/6848
------	------------	-----	---	-----	--------------------------------	---------

BUFFALO OPEN

Ben Hogan Buffalo Open

1990	Jeff Maggert	*204	Carl Cooper Greg Ladehoff	204	Brierwood CC, Hamburg, NY	72/7031
------	--------------	------	------------------------------	-----	---------------------------	---------

(no tournament from 1991-94)

1995	Jerry Kelly	274	Tim Simpson	275	Brierwood CC, Hamburg, NY	72/7031
1996	Jimmy Green	*276	Jeff Gove	276	Brierwood CC, Hamburg, NY	72/7031

DEER CREEK OPEN

Ben Hogan Deer Creek Open

1990	Trevor Dodds	206	Jeff Maggert Eric Manning Dennis Trixler	207	Deer Creek GC, Overland Park, KS	72/6842
------	--------------	-----	--	-----	----------------------------------	---------

TEXARKANA OPEN

Ben Hogan Texarkana Open

1990	Jim McGovern	200	John Daly	202	Texarkana CC, Texarkana, AR	72/6588
1991	Jerry Anderson	*201	Fran Quinn	201	Texarkana CC, Texarkana, AR	72/6588
1992	Perry Moss	197	Trevor Dodds Marty Schiene	203	Texarkana CC, Texarkana, AR	72/6588

NIKE Texarkana Open

1993	Hugh Royer III	267	Steve Rintoul	269	Texarkana CC, Texarkana, AR	72/6588
1994	Mike Brisky	266	Sonny Skinner	273	Texarkana CC, Texarkana, AR	72/6588
1995	Allen Doyle	269	Gary Rusnak	270	Texarkana CC, Texarkana, AR	72/6588

RESULTS OF NIKE TOUR EVENTS NO LONGER ON SCHEDULE



AMARILLO OPEN

Ben Hogan Amarillo Open

1990	Lindy Miller	200	John Daly	202	Amarillo CC, Amarillo, TX	70/6500
			Andy Dillard			
			Kevin Leach			
			Brian Watts			

UTAH CLASSIC

Ben Hogan Utah Classic

1990	John Daly	203	R.W. Eaks	204	Riverside CC, Provo, UT	72/6894
1991	Ted Tryba	202	Webb Heintzelman	203	Riverside CC, Provo, UT	72/6950
1992	Jeff Woodland	202	David Jackson	205	Riverside CC, Provo, UT	72/6950
			Brian Kamm			

NIKE UTAH CLASSIC

1993	Sean Murphy	*204	Curt Byrum	204	Riverside CC, Provo, UT	2/6950
			Jim Carter			
			Tommy Moore			
1994	Chris Perry	205	David Duval	206	Riverside CC, Provo, UT	72/7001
1995	Glen Hnatiuk	*203	Franklin Langham	203	Riverside CC, Provo, UT	72/7001
			Harry Rudolph			
1996	Michael Christie	196	R.W. Eaks	200	Riverside CC, Provo, UT	72/7001

RENO OPEN

Ben Hogan Reno Open

1990	Mike Springer	202	Kelly Gibson	206	Northgate GC, Reno, NV	72/6966
			Rick Cramer			
1991	John Flannery	*211	Rob Boldt	211	Northgate GC, Reno, NV	72/6966
			Esteban Toledo			
			Tom Lehman			

SANTA ROSA OPEN

Ben Hogan Santa Rosa Open

1990	Ed Humenik	204	John Flannery	207	Windsor GC, Windsor, CA	72/6650
1991	Tom Lehman	207	Mike Foster	208	Windsor GC, Windsor, CA	72/6650
			Brad Greer			
			Webb Heintzelman			
			Jeff Woodland			

Ben Hogan Sonoma County Open

1992	John Flannery	199	Mark Wurtz	202	Windsor GC, Windsor, CA	72/6650
------	---------------	-----	------------	-----	-------------------------	---------

NIKE Sonoma County Open

1993	Sean Murphy	274	Joey Rasset	275	Windsor GC, Windsor, CA	72/6650
1994	Jerry Haas	277	Woody Austin	279	Windsor GC, Windsor, CA	72/6650
1995	Stuart Appleby	269	Jerry Kelly	273	Windsor GC, Windsor, CA	72/6650
			Bobby Collins			
			Joe Durant			

EL PASO OPEN

Ben Hogan El Paso Open

1990	Mike Springer	204	Robert Friend	206	Coronado CC, El Paso, TX	70/6500
1991	Rick Todd	202	Tom Eubank	203	Coronado CC, El Paso, TX	70/6500

HAWKEYE OPEN

Ben Hogan Hawkeye Open

1991	Olin Browne	199	John Ross	201	Finkbine GC, Iowa City, IA	71/6692
------	-------------	-----	-----------	-----	----------------------------	---------

1992	John Dowdall	134	Ted Tryba		Finkbine GC, Iowa City, IA	71/6732
------	--------------	-----	-----------	--	----------------------------	---------

			Kevin Sutherland	135	Finkbine GC, Iowa City, IA	71/6732
--	--	--	------------------	-----	----------------------------	---------

1993	Dave Stockton, Jr.	200	Mike Heinen	204	Finkbine GC, Iowa City, IA	71/6732
------	--------------------	-----	-------------	-----	----------------------------	---------

RESULTS OF NIKE TOUR EVENTS NO LONGER ON SCHEDULE



TULSA OPEN

Ben Hogan Tulsa Open

1991	Frank Conner	*210	Tom Lehman	210	GC of Oklahoma, Tulsa, OK	72/7086
1992	Steve Lowery	*213	Jeff Coston	213	GC of Oklahoma, Tulsa, OK	72/7086

FRESNO OPEN

Ben Hogan Fresno Open

1992	Mike Springer	206	Pete Jordan	207	Ft. Washington CC, Fresno, CA	72/6638
------	---------------	-----	-------------	-----	-------------------------------	---------

WHITE ROSE CLASSIC

NIKE White Rose Classic

1993	Curt Byrum	270	Morris Hatafsky Esteban Toledo Gary Rusnak	271	Honey Run G&CC, York, PA	72/6912
------	------------	-----	--	-----	--------------------------	---------

NEW MEXICO CHARITY CLASSIC

NIKE New Mexico Charity Classic

1993	Chris Patton	262	Doug Martin John Morse	267	Valle Grande GC, Santa Ana Pueblo, NM	71/7095
1994	Jim Carter	272	Emlyn Aubrey	273	UNM Championship Course, Albuquerque, NM	72/7248

TALLAHASSEE OPEN

NIKE Tallahassee Open

1995	Bill Murchison	276	Olin Browne Peter Persons Tom Byrum	281	Golden Eagle CC, Tallahassee, FL	72/5965
1996	P.J. Cowan	*279	P.H. Horgan III	279	Golden Eagle CC, Tallahassee, FL	72/5965

PHILADELPHIA CLASSIC

NIKE Philadelphia Classic

1995	Sean Murphy	267	Allen Doyle	268	Philmont CC, Huntingdon Valley, PA	70/5412
1996	Brett Quigley	273	R.W. Eaks	275	Philmont CC, Huntingdon Valley, PA	70/5496

NIKE Laurel Creek Classic

1997	Matt Gogel	269	Dennis Paulson	270	Laurel Creek CC, Moorestown, NJ	71/5909
------	------------	-----	----------------	-----	---------------------------------	---------

COLORADO CLASSIC

NIKE Colorado Classic

1996	Stewart Cink	268	Michael Christie David Berganio, Jr.	269	Riverdale GC (Dunes), Brighton, CO	71/7063
1997	Pat Bates	267	J.L. Lewis	268	Riverdale GC (Dunes), Brighton, CO	71/7116

OLYMPIA OPEN


NIKE Olympia Open

1996	Michael Clark	273	Eric Johnson	277	Indian Summer G&CC, Olympia, WA	72/7196
------	---------------	-----	--------------	-----	---------------------------------	---------

NIKE Puget Sound Open

1997	Kevin Johnson	*198	Michael Clark Steve Jurgensen	198	Indian Summer G&CC, Olympia, WA	72/7196
------	---------------	------	----------------------------------	-----	---------------------------------	---------

J.P. Hayes won for the first time on the PGA TOUR last year by defeating fellow NIKE TOUR alumnus Jim Furyk in a playoff at the Buick Classic.



1998 NIKE TOUR FACTS & FIGURES

SECTION 4

1998 NIKE TOUR TOURNAMENT SUMMARY

TOURNAMENT	COURSE	WINNER	SCORE	STROKES UNDER PAR	MARGIN	MONEY (First Place)	RUNNERS-UP
1. NIKE Lakeland Classic	Grasslands Golf & CC Lakeland, FL	Casey Martin	269	19	1	\$40,500	Steve Lamontagne
2. NIKE South Florida Classic	Palm-Aire CC Palm Course Pompano Beach, FL	Eric Johnson	267	13	2	\$40,500	Chris Riley
3. NIKE Greater Austin Open	The Hills Country Club Austin, TX	Michael Allen	280	8	2	\$40,500	Gene Sauers Chris Zambri
4. NIKE Monterrey Open	Club Campestre Garzia Garcia, N.L., Mexico	Joe Ogilvie	274	14	2	\$45,000	Jaxon Brigman John Elliott Robin Freeman Perry Moss Chris Riley John Wilson
5. NIKE Louisiana Open	Le Triomphe Country Club Broussard, LA	John Wilson	274	14	5	\$54,000	Steve Flesch
6. NIKE Shreveport Open	Southern Trace Country Club Shreveport, LA	Vance Veazey	280	8	Playoff	\$40,500	John Wilson
7. NIKE Upstate Classic	Verdae Greens Golf Club Greenville, SC	Tom Scherrer	-200	16	1	\$40,500	J.L. Lewis
8. NIKE Huntsville Open	Hampton Cove Golf Club Highlands Course Huntsville, AL	Dennis Paulson	279	9	Playoff	\$40,500	Brent Schwarzrock
9. NIKE South Carolina Classic	CC of South Carolina Florence, SC	Gene Sauers	280	8	1	\$40,500	Sean Murphy Craig Kanada
10. NIKE Carolina Classic	Raleigh Country Club Raleigh, NC	Brian Bateman	266	18	1	\$40,500	Jimmy Green
11. NIKE Dominion Open	The Dominion Club Glen Allen, VA	Rob Burns	274	14	2	\$40,500	Perry Moss Eric Johnson Pat Bates

~ = Weather-shortened event

1998 NIKE TOUR TOURNAMENT SUMMARY

TOURNAMENT	COURSE	WINNER	SCORE	STROKES UNDER PAR	MARGIN	MONEY (First Place)	RUNNERS-UP
12. NIKE Knoxville Open	Three Ridges Golf Course Knoxville, TN	Robin Freeman	270	18	Playoff	\$40,500	Mike Sullivan Ryan Howison
13. NIKE Miami Valley Open	Heatherwoode Golf Club Springboro, OH	Craig Bowden	264	16	2	\$40,500	Doug Dunakey Ryan Howison
14. NIKE Cleveland Open	Quail Hollow Resort Devlin Course Concord, OH	Doug Dunakey	270	18	1	\$40,500	Dennis Paulson
15. NIKE Lehigh Valley Open	Center Valley Club Center Valley, PA	Eric Booker	271	17	Playoff	\$40,500	Notah Begay III
16. NIKE Greensboro Open	Sedgefield Country Club Greensboro, NC	Joe Ogilvie (2)	266	14	4	\$40,500	Chris Zambri
17. NIKE Hershey Open	CC of Hershey - East Hershey, PA	Michael Clark	273	13	2	\$40,500	Bob Burns
18. NIKE St. Louis Golf Classic	Missouri Bluffs GC St. Charles, MO	Chris Starkjohann	263	17	1	\$40,500	Notah Begay III
19. NIKE Wichita Open	Willowbend GC Wichita, KS	Emlyn Aubrey	265	23	1	\$40,500	Anthony Rodriguez Carl Paulson
20. NIKE Dakota Dunes Open	Dakota Dunes CC Dakota Dunes, SD	John Maginnes	274	14	Playoff	\$58,500	Sean Murphy Ryan Howison
21. NIKE Omaha Classic	The Champions Club Omaha, NE	Matt Gogel	271	13	Playoff	\$45,000	Jay Williamson
22. NIKE Ozarks Open	Highland Springs CC Springfield, MO	Anthony Painter	267	21	1	\$40,500	Scott Dunlap
23. NIKE Fort Smith Classic	Hardscrabble CC Fort Smith, AR	Mark Hensby	260	20	2	\$40,500	Woody Austin

~ = Weather-shortened event

1998 NIKE TOUR TOURNAMENT SUMMARY

TOURNAMENT	COURSE	WINNER	SCORE	STROKES UNDER PAR	MARGIN	MONEY (First Place)	RUNNERS-UP
24. NIKE Permian Basin Open	The Club at Mission Dorado Odessa, TX	Stiles Mitchell	276	12	Playoff	\$40,500	Woody Austin Jeff Barlow
25. NIKE Tri-Cities Open	Meadow Springs CC Richland, WA	Matt Gogel (2)	276	12	Playoff	\$40,500	Brian Bateman
26. NIKE Bosie Open	Hillcrest Country Club Boise, ID	Mike Sposa	265	19	2	\$54,000	Dennis Paulson Notah Begay III
27. NIKE Oregon Classic	Shadow Hills CC Junction City, OR	Charles Raulerson	272	16	5	\$40,500	Notah Begay III Tom Scherrer John Elliott
28. NIKE San Jose Open	Almaden Country Club San Jose, CA	Robin Freeman (2)	272	16	Playoff	\$40,500	Tom Scherrer Sean Murphy
29. NIKE Inland Empire Open	Moreno Valley Ranch GC Moreno Valley, CA	Charles Raulerson (2)	268	20	3	\$40,500	Jay Williamson
30. NIKE TOUR Championship	Magnolia Grove Crossings Course Mobile, AL	Bob Burns (2)	283	5	3	\$63,000	Jeff Gove



1998 OFFICIAL NIKE TOUR MONEY LIST

NAME	EVENTS	MONEY	NAME	EVENTS	MONEY	NAME	EVENTS	MONEY
	WINS			WINS				
1. Bob Burns	23	2 \$178,664	* 53. Sam Randolph	23	\$42,677	* 105. Charles Warren	11	\$15,157
2. Robin Freeman	20	2 169,389	54. Chris Starkjohann ...	13	1 42,581	T106. Tommy Armour III ...	1	14,813
3. Joe Ogilvie	30	2 157,812	55. Paul Claxton	28	42,296	*T106. Andrew McLardy	3	14,813
4. Eric Booker	23	1 153,526	56. Rob McKelvey	18	42,213	* 108. Dennis Zinkon	20	14,547
5. John Maginnes	20	1 145,210	57. Vance Veazey	3	1 41,681	109. Billy Downes	22	13,129
6. Dennis Paulson	26	1 145,065	58. Jeff Barlow	17	39,730	110. Bud Still	27	13,116
7. Charles Raulerson ..	28	2 142,976	59. Danny Briggs	22	39,682	* 111. Gary Koch	2	13,080
8. Woody Austin	23	140,955	60. Charlie Rymer	22	38,544	112. David Wedzik	18	13,011
9. Mike Sposa	28	1 140,139	61. Joey Gullion	27	37,843	113. Rick Cramer	12	12,551
10. Notah Begay III	22	136,289	62. Kevin Johnson	27	36,881	* 114. Tim Straub	4	12,060
11. Jimmy Green	26	131,942	63. Steve Flesch	1	34,050	* 115. Pete Jordan	1	12,000
12. Sean Murphy	27	130,030	64. Craig Perks	21	33,613	116. David Kirkpatrick ...	15	11,906
13. Emlyn Aubrey	26	1 129,967	65. Brent Schwarzrock .	24	33,535	117. David McCampbell .	21	11,710
14. Tom Scherrer	26	1 129,134	66. Paul Gow	24	32,433	118. David Seawell	18	11,190
15. Doug Dunakey	25	1 128,052	67. Michael Walton	26	32,107	119. Jerry Foltz	23	11,075
16. Matt Gogel	26	2 119,899	68. Rocky Walcher	27	31,871	* 120. Doug Tewell	1	10,969
17. John Wilson	21	1 112,010	69. J.L. Lewis	3	31,819	* 121. Fred Wadsworth ...	16	10,737
18. Jay Williamson	28	110,921	70. Jaxon Brigman	24	31,412	122. Allen Doyle	9	10,620
19. Chris Zambri	27	108,511	71. Ty Armstrong	23	29,059	123. Rod Butcher	17	10,531
20. Brian Bateman	26	1 107,590	72. Chris Couch	25	28,349	124. Fran Quinn	19	10,396
21. Gene Sauers	18	1 104,721	73. Kevin Riley	25	28,000	125. Ivan Smith	19	10,309
22. Ryan Howison	27	100,477	74. Jason Gore	18	27,378	126. Taylor Smith	16	10,065
23. Michael Clark	26	1 99,128	75. Keith Fergus	9	26,875	127. P.J. Cowan	9	10,064
24. Jeff Gove	28	96,502	76. Adam Spring	28	26,833	128. Shane Tait	5	9,973
25. Deane Pappas	27	92,317	77. Charlie Wi	13	26,571	129. James Gilleon	20	9,959
26. Eric Johnson	25	1 91,598	78. Bruce Vaughan	13	26,550	* 130. Jim Thorpe	2	9,563
27. Craig Bowden	29	1 86,954	79. Dave Schreyer	25	24,736	131. Cliff Kresge	16	8,653
28. Pat Bates	27	85,990	80. Brian Gay	23	24,591	* 132. Ted Oh	7	8,626
29. Casey Martin	22	1 81,937	81. Patrick Lee	27	24,481	* 133. Jim Estes	6	8,588
30. Greg Leshner	27	79,523	* 82. Garrett Willis	11	24,130	134. Greg Twiggs	19	8,546
31. Jeff Julian	25	78,736	83. Anthony Rodriguez .	18	23,828	135. Greg Whisman	17	8,325
32. David Berganio, Jr. .	20	76,969	84. Chris M. Anderson .	28	23,824	136. Ahmad Bateman	23	7,941
33. Mark Hensby	25	1 75,359	85. Tom Shaw	24	23,762	137. Matt Peterson	20	7,936
34. Don Walsworth	27	74,363	* 86. Craig Spence	9	23,724	* 138. Tripp Isenhour	8	7,923
35. Chris Riley	24	74,239	87. Jay Davis	25	22,793	139. Mike Small	5	7,875
36. Perry Moss	25	73,900	88. Chris Stutts	26	22,691	140. Patrick Boyd	21	7,821
37. John Elliott	29	72,449	89. Michael Muehr	26	22,687	* 141. Dave Stockton, Jr. .	5	7,226
38. Geoffrey Sisk	28	71,849	* 90. Dick Mast	11	22,007	* 142. Tim Loustalot	7	7,049
39. John Kernohan	29	71,145	91. Steve Hart	22	21,890	* 143. Nick O'Hern	6	6,862
40. Carl Paulson	30	69,628	92. Gary Rusnak	23	21,465	* 144. Denis Watson	10	6,846
* 41. Mike Sullivan	20	67,548	93. Karl Zoller	19	21,318	145. Jon Levitt	23	6,608
42. Michael Allen	21	1 67,482	94. Robert Floyd	28	20,529	* 146. Oscar Serna	2	6,375
43. Anthony Painter	17	1 67,290	* 95. Esteban Toledo	2	18,750	* 147. Ben Bates	3	6,310
44. Craig Kanada	25	64,423	96. Ron Whittaker	12	18,734	148. Jimmy Johnston	7	6,011
45. Scott Dunlap	21	64,159	97. Bob Sowards	28	18,700	* 149. Scott Johnson	3	5,738
46. Marco Gortana	26	63,006	98. Steve Haskins	25	18,010	150. Joe Daley	4	5,590
47. Joey Snyder III	29	61,533	99. JC Anderson	21	17,447	* 151. Mike Heinen	10	5,490
48. Steve Lamontagne ..	25	59,880	* 100. Curt Byrum	15	17,313	152. Arden Knoll	9	5,153
49. Don Reese	26	55,860	* 101. Brian Kamm	2	17,104	* 153. Joe Cioe	3	5,074
50. Jeff Brehaut	27	52,853	* 102. Jaime Gomez	6	16,732	* 154. Ron Philo, Jr.	5	4,905
51. Stiles Mitchell	27	1 47,049	103. Matthew Lane	20	15,811	155. Dave Rummells	6	4,753
52. Brian Tennyson	21	46,515	* 104. Darrett Brinker	5	15,188	* 156. Sean McCarty	6	4,725

* Non-NIKE TOUR Member

1998 OFFICIAL NIKE TOUR MONEY LIST

NAME	EVENTS	MONEY	NAME	EVENTS	MONEY	NAME	EVENTS	MONEY
* 157. David Peoples	6	\$4,721	*T209. Craig Barlow	2	\$1,748	* 261. Mario Tiziani	4	\$675
* 158. Tim Conley	8	4,563	*T209. Clark Dennis	1	1,748	* 262. Matt Sharkey	1	664
159. Chris Hunsucke	11	4,442	211. Gary Webb	9	1,724	T263. Russell Beiersdorf	9	641
* 160. Jim Benepe	2	4,358	212. John Robertson	9	1,665	*T263. Bob Ralston	3	641
161. Eric Bogar	19	4,120	* 213. Tag Ridings	2	1,637	*T265. Jon Diggetts	1	630
T162. Danny Edwards	8	4,084	214. Iain Steel	3	1,592	*T265. Randy Petri	1	630
*T162. Brian Hull	9	4,084	* 215. Rob Moss	3	1,590	* 267. Bob Boyd	5	596
* 164. Patrick Burke	4	4,064	* 216. David Branshaw	2	1,589	* 268. Mike Hamblin	1	585
* 165. Roger Tambellini	4	4,008	*T217. Todd Fischer	1	1,499	*T269. Jimmy Flippen	2	574
166. Trey Coker	22	3,971	*T217. Steve Gotsche	2	1,499	*T269. Greg Sweatt	2	574
167. Greg Kraft	2	3,947	*T217. Vance Heafner	4	1,499	*T269. Mike Taylor	1	574
168. Steve Schneider	17	3,848	*T217. Bill McDonald	2	1,499	*T272. Henry Diana	1	563
* 169. Michael Flynn	3	3,544	221. Joe Meade	9	1,463	*T272. Garrett Larson	2	563
170. Greg Towne	4	3,540	222. Chad Campbell	1	1,451	*T272. Roger Maltbie	1	563
* 171. Brian Fogt	8	3,539	* 223. Tad Holloway	4	1,433	* 275. Jamie Neher	2	550
* 172. Kawika Cotner	3	3,525	* 224. Rick Heath	1	1,431	* 276. Lance Combrink	1	540
173. Mark Wurtz	4	3,483	*T225. Timothy Bogue	1	1,320	*T277. Kris Cox	2	518
174. Jeff Klein	6	3,454	*T225. Robert Huxtable	2	1,320	*T277. Frank Esposito	2	518
* 175. Mike Brisky	1	3,409	T227. Jay Delsing	2	1,311	*T277. Warren Pineo	1	518
* 176. Chris Wollman	4	3,392	*T227. Tony Sills	18	1,311	T277. Harry Taylor	4	518
* 177. Jeff Thorpe	4	3,283	* 229. Kelly Grunewald	2	1,215	* 281. Buster Whitney	1	510
178. Robert Gaus	7	3,263	* 230. Bobby Gage	3	1,193	* 282. Jim Dunlap	3	495
* 179. Bill Hoefle	11	3,218	*T231. Justin Boatman	1	1,170	* 283. Ben Walter	1	488
* 180. Joel Edwards	4	3,161	*T231. Alan Bratton	1	1,170	*T284. John D. Connelly	1	484
* 181. Jack O'Kee	3	3,150	* 233. Michael Board	4	1,151	*T284. Brad Elder	5	484
182. Wes Short	12	3,105	*T234. Shane Bertsch	3	1,140	T284. Tim Simpson	2	484
* 183. Tom Silva	2	3,075	*T234. Deron Zinnecker	2	1,140	*T284. Orist Wells	1	484
184. Bill Porter	4	2,986	* 236. Lee Kinney	1	1,100	*T288. Andy Bean	2	473
* 185. Tim Dunlavey	2	2,959	*T237. Juan Nutt	2	1,091	T288. Harrison Fazar	1	473
* 186. Lance Ten Broeck	13	2,880	*T237. Jerry Wood	3	1,091	*T288. Ernie Gonzalez	3	473
* 187. Franklin Langham	1	2,860	239. Brian Claar	5	1,013	*T288. Andrew Johnson	2	473
* 188. Shawn Kelly	9	2,858	* 240. Kory Bowman	3	979	*T288. Roger Rowland	1	473
* 189. Lon Hinkle	10	2,771	*T241. Brian Cairns	4	968	* 293. Jon Sinclair II	3	450
* 190. Gary Nicklaus	1	2,762	*T241. Scott Ford	1	968	* 294. Chris Jorgensen	1	439
* 191. Bradley Hughes	2	2,700	*T241. Jeff Gallagher	1	968	* 295. Greg Bruckner	2	428
* 192. Jeff Hart	1	2,591	*T241. Craig Liddle	1	968	296. Slade Adams	14	405
193. Joe Walsh	27	2,543	*T241. Jerry Smith	1	968	297. Chris Smith	1	390
* 194. Jay Overton	5	2,528	*T246. Miguel Guzman	2	945	* 298. Tim Turpen	1	383
* 195. Hugh Royer III	3	2,351	T246. Jeff Thomsen	2	945	* 299. Tracy Vest	2	371
* 196. Dicky Pride	3	2,333	248. John Stone	16	923	* 300. Rick Price	1	360
* 197. Barry Jaeckel	5	2,138	* 249. Jon Chaffee	3	915	* 301. Nash Haxel	1	349
198. Roger Dibale	15	2,117	* 250. RJ Nakashian	1	900	*T302. Clint Jensen	1	326
* 199. James Blair	4	2,085	* 251. Keith Nolan	3	833	*T302. Billy Tuten	1	326
* 200. Mike Smith	6	2,070	* 252. Joseph Summerhays	1	813	*T304. Casey Brown	3	293
*T201. Keoke Cotner	2	2,025	* 253. Pedro Martinez	2	810	*T304. Mac Spikes	1	293
*T201. Pat McTigue	1	2,025	* 254. Ted Schulz	6	791	* 306. Eddie Heinen	1	270
*T201. John Restino	2	2,025	* 255. Joey Bonargo	3	788	307. Todd Gleaton	9	259
*T201. Jason Schultz	2	2,025	* 256. Mike San Filippo	1	739	* 308. David Beck	2	248
* 205. Terry Dill	3	1,913	* 257. Mark Brown	1	720			
* 206. Jeff Cook	4	1,905	* 258. Walter "Whit" Staple	1	714			
T207. Gene Fieger	5	1,863	* 259. Matt Aycock	1	700			
*T207. Bobby Wadkins	1	1,863	260. Steve Brodie	8	686			

* Non-NIKE TOUR Member

1998 NIKE TOUR STATISTICAL LEADERS

SCORING LEADERS

NAME	RDS.	AVG.
1. Woody Austin	77	69.61
2. Bob Burns	86	70.05
3. Eric Booker	85	70.07
3. Bruce Vaughan	44	70.07
5. Notah Begay III	74	70.09
6. Dennis Paulson	87	70.22
7. Brian Tennyson	71	70.23
8. Jimmy Green	85	70.24
9. David Berganio, Jr.	63	70.25
10. John Maginnes	71	70.27
TOUR AVG.		71.18

SAND SAVES

NAME	RDS.	%
1. Eric Booker	85	67.2
2. David Kirkpatrick	42	65.9
3. Shane Tait	42	63.9
4. Dennis Paulson	87	63.8
5. Mike Sullivan	65	63.6
6. Chris Zambri	93	62.2
7. Kevin Johnson	79	60.8
8. Charlie Wi	36	60.3
9. Jeff Barlow	52	59.4
10. Dave Schreyer	68	59.3
TOUR AVG.		50.8

DRIVING ACCURACY

NAME	RDS.	%
1. David McCampbell	56	75.5
2. John Maginnes	71	74.6
3. Brian Tennyson	71	73.2
4. Craig Bowden	101	72.6
5. Karl Zoller	56	72.5
6. David Kirkpatrick	42	72.3
7. Geoffrey Sisk	94	72.0
8. Sean Murphy	89	71.6
9. Danny Briggs	69	71.1
10. Tony Sills	35	71.0
TOUR AVG.		63.9

GREENS IN REGULATION

NAME	RDS.	Pct.
1. Perry Moss	80	72.0
2. Steve Lamontagne	84	71.2
3. Scott Dunlap	73	70.5
3. Bruce Vaughan	44	70.5
5. Craig Perks	72	70.4
6. David Berganio, Jr.	63	70.3
7. Jeff Gove	93	70.0
8. Woody Austin	77	69.8
9. Paul Claxton	92	69.6
9. Matthew Lane	56	69.6
TOUR AVG.		66.0

ALL-AROUND

NAME	RDS.	TOTAL
1. Bob Burns	23	141
2. Woody Austin	23	163
3. Eric Booker	23	195
4. Robin Freeman	20	221
5. Dennis Paulson	26	223
6. Jimmy Green	26	240
7. Scott Dunlap	21	243
8. Garrett Willis	11	254
9. Charles Raulerson	28	262
10. Jason Gore	18	268
11. Notah Begay III	22	277
12. Danny Briggs	22	288
12. Joe Ogilvie	30	288
14. Bruce Vaughan	13	296
15. Doug Dunakey	25	297
16. Deane Pappas	27	304
17. Charlie Wi	13	308
18. David Berganio, Jr.	20	313
19. Greg Leshner	27	317
20. John Maginnes	20	321
21. Jeff Gove	28	334
22. Emlyn Aubrey	26	336
23. Michael Clark	26	337
24. David Kirkpatrick	15	352
24. Chris Zambri	27	352
26. Brian Tennyson	21	357
27. Mike Spota	28	359
28. Craig Kanada	25	361
28. Gene Sauers	18	361
30. Kevin Johnson	27	362
31. Brian Bateman	26	366
32. Carl Paulson	30	376
33. Tom Scherrer	26	378
34. Jay Williamson	28	380
35. Rob McKelvey	18	381
36. Anthony Painter	17	387
37. Pat Bates	27	393
37. Craig Bowden	29	393
TOUR AVG.		492

EAGLE LEADERS

NAME	TOTAL
1. Charlie Wi	64.8
2. Stiles Mitchell	79.2
3. Patrick Lee	80.0
4. David Seawell	81.8
5. Anthony Painter	88.2
6. Deane Pappas	96.8
7. Jason Gore	97.2
8. Robert Floyd	100.8
9. Charlie Rymer	101.5
10. Rick Cramer	108.0
TOUR AVG.	220.2

DRIVING DISTANCE

NAME	RDS.	AVG.
1. Stiles Mitchell	66	306.7
2. Chris Couch	72	301.6
3. Joey Snyder III	93	296.9
4. Jason Gore	54	293.6
5. Joe Walsh	58	293.5
6. Dennis Paulson	87	292.0
7. David Wedzik	48	290.1
8. David Seawell	50	289.3
9. Brent Schwarrock	65	288.9
10. Joe Ogilvie	97	288.4
TOUR AVG.		278.6

BIRDIE LEADERS

NAME	TOTAL
1. Notah Begay III	4.16
2. Bruce Vaughan	4.11
3. Robin Freeman	4.08
4. Doug Dunakey	4.01
4. Joe Ogilvie	4.01
6. Scott Dunlap	3.97
7. John Maginnes	3.96
8. Garrett Willis	3.95
9. Woody Austin	3.92
10. Dennis Paulson	3.87
TOUR AVG.	3.52

PUTTING LEADERS

NAME	RDS.	AVG.
1. Gene Sauers	60	1.728
2. Deane Pappas	86	1.729
3. Charlie Wi	36	1.734
4. Garrett Willis	37	1.739
5. John Wilson	71	1.744
6. Sean Murphy	89	1.745
7. Robin Freeman	73	1.747
8. Chris Riley	69	1.748
9. Jeff Julian	78	1.749
10. Craig Kanada	81	1.750
TOUR AVG.		1.787

TOTAL DRIVING

NAME	RDS.	TOTAL
1. David Berganio, Jr.	20	44
2. Notah Begay III	22	51
2. Robin Freeman	20	51
4. Brian Bateman	26	59
5. Bob Burns	23	62
6. Charles Raulerson	28	64
7. Greg Leshner	27	66
8. Scott Dunlap	21	67
9. Brent Schwarrock	24	69
10. 2 Tied with		72
TOUR AVG.		123

TOUGHEST HOLES ON THE 1998 NIKE TOUR

RANK	GOLF COURSE	HOLE #	PAR	AVG SCORE	AVG OVER PAR	EAGLES	BIRDIES	PARS	BOGEYS	DOUBLE BOGEYS	TRIPLE BOGEY+	TOURNAMENT NAME
1	LE TRIOMPHE CC	13	4	4.684	.684		23	174	150	58	13	NIKE Louisiana Open
2	LE TRIOMPHE CC	16	3	3.469	.469		21	234	126	26	11	NIKE Louisiana Open
3	PALM AIRE CC	2	4	4.401	.401		13	237	149	15		NIKE South Florida Classic
4	HILLS COUNTRY CLUB	9	4	4.400	.400		43	217	106	41	6	NIKE Greater Austin Open
5	CC OF HERSHEY (East)	16	3	3.398	.398		21	243	86	35	7	NIKE Hershey Open
6	SOUTHERN TRACE CC	16	3	3.392	.392		28	223	118	29	3	NIKE Shreveport Open
7	CC OF SOUTH CAROLINA	15	4	4.388	.388		18	231	133	19	1	NIKE South Carolina Classic
8	SEDGEFIELD CC	9	4	4.386	.386		25	236	116	26	4	NIKE Greensboro Open
9	CC OF HERSHEY (East)	15	4	4.383	.383		31	205	132	23	1	NIKE Hershey Open
10	CC OF SOUTH CAROLINA	18	4	4.376	.376		21	235	124	20	2	NIKE South Carolina Classic
11	MAGNOLIA GROVE GC	8	3	3.375	.375		18	111	51	18	2	NIKE TOUR Championship
12	CHAMPIONS GOLF CLUB	10	4	4.374	.374		30	222	135	18	4	NIKE Omaha Classic
13	SOUTHERN TRACE CC	13	3	3.369	.369		19	236	126	19	1	NIKE Shreveport Open
13	QUAIL HOLLOW RESORT	9	4	4.369	.369		22	233	120	16	5	NIKE Cleveland Open
13	WILLOWBEND CC	9	4	4.369	.369		25	247	97	33	4	NIKE Wichita Open
16	PALM AIRE CC	11	4	4.365	.365		18	252	124	17	3	NIKE South Florida Classic
17	LE TRIOMPHE CC	11	3	3.364	.364		36	221	142	13	6	NIKE Louisiana Open
18	CC OF HERSHEY (East)	7	4	4.360	.360		28	222	116	25	1	NIKE Hershey Open
19	HEATHERWOODE GC	16	4	4.359	.359		37	234	108	30	6	NIKE Miami Valley Open
20	HEATHERWOODE GC	9	4	4.357	.357	1	32	227	131	21	3	NIKE Miami Valley Open
21	CC OF HERSHEY (East)	3	4	4.352	.352		26	217	135	13	1	NIKE Hershey Open
21	HILLCREST CC	13	3	3.352	.352		13	248	130	11	1	NIKE Boise Open
23	VERDAE GREENS GC	12	4	4.330	.330		17	220	93	18	1	NIKE Upstate Classic
23	MAGNOLIA GROVE GC	5	4	4.330	.330		27	105	47	18	3	NIKE TOUR Championship
23	MAGNOLIA GROVE GC	18	4	4.330	.330		22	106	58	12	2	NIKE TOUR Championship
26	SOUTHERN TRACE CC	15	4	4.329	.329		28	230	128	13	2	NIKE Shreveport Open
27	MEADOW SPRINGS CC	8	3	3.328	.328		24	266	100	24	4	NIKE Tri-Cities Open
28	THE DOMINION CLUB	8	4	4.327	.327		26	229	133	7	3	NIKE Dominion Open
29	HARDSCRABBLE CC	5	4	4.321	.321		28	229	118	10	5	NIKE Fort Smith Classic
30	HARDSCRABBLE CC	14	4	4.318	.318		37	218	110	24	1	NIKE Fort Smith Classic
31	DAKOTA DUNES CC	9	4	4.317	.317		36	234	107	18	6	NIKE Dakota Dunes Open
32	SEDGEFIELD CC	16	3	3.305	.305		28	255	101	19	4	NIKE Greensboro Open
33	LE TRIOMPHE CC	18	4	4.304	.304		42	235	114	26	1	NIKE Louisiana Open
33	SOUTHERN TRACE CC	9	4	4.304	.304		31	232	124	13	1	NIKE Shreveport Open
35	CC OF HERSHEY (East)	18	4	4.293	.293	1	28	237	109	15	2	NIKE Hershey Open
36	SHADOW HILLS CC	7	4	4.291	.291		24	250	111	10	3	NIKE Oregon Classic
37	SEDGEFIELD CC	1	4	4.290	.290		23	259	112	10	3	NIKE Greensboro Open
38	HARDSCRABBLE CC	10	4	4.285	.285	1	25	243	105	15	1	NIKE Fort Smith Classic
38	MAGNOLIA GROVE GC	9	4	4.285	.285		17	125	46	10	2	NIKE TOUR Championship
38	MAGNOLIA GROVE GC	15	4	4.285	.285		26	107	55	8	4	NIKE TOUR Championship
41	SHADOW HILLS CC	14	4	4.281	.281		50	231	82	26	9	NIKE Oregon Classic
42	DAKOTA DUNES CC	15	4	4.279	.279		26	247	118	10		NIKE Dakota Dunes Open
43	MEADOW SPRINGS CC	14	4	4.275	.275		38	245	121	12	2	NIKE Tri-Cities Open
44	LETRIOMPHE CC	3	3	3.273	.273	1	34	254	110	18	1	NIKE Louisiana Open
45	CC OF SOUTH CAROLINA	16	3	3.269	.269		30	240	126	6		NIKE South Carolina Classic
46	CLUB CAMPESTRE	8	4	4.265	.265		25	263	109	9	2	NIKE Monterrey Open
47	MORENO VALLEY RANCH	5	4	4.264	.264		44	226	109	17	2	NIKE Inland Empire Open
48	GRASSLANDS GOLF & CC	17	4	4.262	.262		57	240	77	38	4	NIKE Lakeland Classic
48	CHAMPIONS GOLF CLUB	16	3	3.262	.262		37	241	119	11	1	NIKE Omaha Classic
50	MORENO VALLEY RANCH	14	4	4.261	.261		28	249	113	6	2	NIKE Inland Empire Open

TOUGHEST COURSES ON THE 1998 NIKE TOUR

Rank	Course	Par	Yardage	Score	Over/Under Par	Tournament Name
1	LE TRIOMPHE CC	72	7004	74.371	2.371	NIKE LOUISIANA OPEN
2	MAGNOLIA GROVE GOLF	72	7154	74.355	2.355	NIKE TOUR CHAMPIONSHIP
3	CC OF HERSHEY (EAST)	71	7081	73.309	2.309	NIKE HERSHEY OPEN
4	SOUTHERN TRACE CC	72	6916	73.928	1.928	NIKE SHREVEPORT OPEN
5	HILLS COUNTRY CLUB	72	6954	73.288	1.288	NIKE GREATER AUSTIN OPEN
6	HAMPTON COVE (HIGHLANDS)	72	7222	73.162	1.162	NIKE HUNTSVILLE OPEN
7	CC OF SOUTH CAROLINA	72	7150	72.891	.891	NIKE SOUTH CAROLINA CLASSIC
8	SHADOW HILLS CC	72	7009	72.716	.716	NIKE OREGON CLASSIC
9	CHAMPIONS GOLF CLUB	71	6966	71.638	.638	NIKE OMAHA CLASSIC
10	MEADOW SPRINGS CC	72	6926	72.569	.569	NIKE TRI-CITIES OPEN
11	HEATHERWOODE GC	70	6730	70.520	.520	NIKE MIAMI VALLEY OPEN
12	SEDFIELD CC	70	6737	70.506	.506	NIKE GREENSBORO OPEN
13	PALM AIRE CC	70	6807	70.278	.278	NIKE SOUTH FLORIDA OPEN
14	CLUB CAMPESTRE	72	7070	72.051	.051	NIKE MONTERREY OPEN
15	VERDAE GREENS GC	72	7041	72.037	.037	NIKE UPSTATE CLASSIC
16	DAKOTA DUNES CC	72	7165	71.943	.057-	NIKE DAKOTA DUNES OPEN
17	MORENO VALLEY RANCH	72	6801	71.922	.078-	NIKE INLAND EMPIRE OPEN
18	CLUB MISSION DORADO	72	7221	71.846	.154-	NIKE PERMIAN BASIN
19	HILLCREST CC	71	6685	70.762	.238-	NIKE BOISE OPEN
20	HARDSCRABBLE CC	70	6619	69.708	.292-	NIKE FORT SMITH CLASSIC
21	MISSOURI BLUFFS GC	70	6978	69.579	.421-	NIKE ST. LOUIS GOLF CLASSIC
22	THE DOMINION CLUB	72	7020	71.520	.480-	NIKE DOMINION OPEN
23	QUAIL HOLLOW RESORT	72	6712	71.505	.495-	NIKE CLEVELAND OPEN
24	CENTER VALLEY CLUB	72	6953	71.413	.587-	NIKE LEHIGH VALLEY OPEN
25	RALEIGH COUNTRY CLUB	71	6724	70.328	.672-	NIKE CAROLINA CLASSIC
26	ALMADEN COUNTRY CLUB	72	6960	71.284	.716-	NIKE SAN JOSE OPEN
27	HIGHLAND SPRINGS CC	72	7058	71.080	.920-	NIKE OZARKS OPEN
28	THREE RIDGES GC	72	7035	70.998	1.002-	NIKE KNOXVILLE OPEN
29	GRASSLANDS G&CC	72	7040	70.769	1.231-	NIKE LAKELAND CLASSIC
30	WILLOWBEND CC	72	7000	70.369	1.631-	NIKE WICHITA OPEN

1998 NIKE TOUR FACTS & FIGURES

LOW 9:	27 (9-under)	Notah Begay III (front nine/his second nine, round 2), NIKE Dominion Open **
	27 (8-under)	Doug Dunakey (front nine/his first nine, round 2), NIKE Miami Valley Open **
LOW 18:	59 (13-under)	Notah Begay III , NIKE Dominion Open (round 2) **
	59 (11-under)	Doug Dunakey , NIKE Miami Valley (round 2) **
LOW FIRST 18:	60 (11-under)	Jimmy Green , NIKE Carolina Classic
	61 (10-under)	Don Walsworth , NIKE Omaha Classic
LOW FIRST 36:	127 (17-under)	Emlyn Aubrey , NIKE Wichita Open
	128 (14-under)	Jimmy Green , NIKE Carolina Classic
	128 (12-under)	Doug Dunakey , NIKE Miami Valley Open
LOW 36:	126 (14-under)	Doug Dunakey , NIKE Miami Valley Open (rounds 2 and 3) **
	127 (17-under)	Emlyn Aubrey , NIKE Wichita Open (rounds 1 and 2)
	127 (13-under)	Chris Starkjohann , NIKE St. Louis Golf Classic (rounds 3 and 4)
LOW 54:	195 (15-under)	Doug Dunakey (first 3 rounds), NIKE Miami Valley Open
	195 (15-under)	Mark Hensby (first 3 rounds), NIKE Fort Smith Classic
	197 (16-under)	Jimmy Green (first 3 rounds), NIKE Carolina Classic
LOW FIRST 54:	195 (15-under)	Doug Dunakey , NIKE Miami Valley Open
	195 (15-under)	Mark Hensby , NIKE Fort Smith Classic
	197 (16-under)	Jimmy Green , NIKE Carolina Classic
	197 (13-under)	Notah Begay III , NIKE St. Louis Golf Classic
LOW WINNING SCORE:		
	260 (20-under)	Mark Hensby , NIKE Fort Smith Classic
	263 (17-under)	Chris Starkjohann , NIKE St. Louis Golf Classic
	264 (16-under)	Craig Bowden , NIKE Miami Valley Open
	265 (23-under)	Emlyn Aubrey , NIKE Wichita Open
	265 (19-under)	Mike Sposa , NIKE Boise Open
LARGEST WINNING MARGIN:		
	5 strokes	John Wilson , NIKE Louisiana Open
	5 strokes	Charles Raulerson , NIKE Oregon Classic
MOST STROKES UNDER PAR		
BY A WINNER:	23 (265)	Emlyn Aubrey , NIKE Wichita Open
MOST STROKES OVER PAR BY A WINNER: N/A		
LOW START BY A WINNER:		
	62 (10-under)	John Maginnes , NIKE Dakota Dunes Open
	63 (8-under)	Mike Sposa , NIKE Boise Open
HIGH START BY A WINNER:		
	76 (4-over)	Vance Veazey , NIKE Shreveport Open
LOW FINISH BY A WINNER:		
	63 (7-under)	Chris Starkjohann , NIKE St. Louis Golf Classic
	65 (7-under)	Matt Gogel , NIKE Tri-Cities Open
	65 (6-under)	Brian Bateman , NIKE Carolina Classic
	65 (5-under)	Mark Hensby , NIKE Fort Smith Classic
	65 (6-under)	Mike Sposa , NIKE Boise Open

** NIKE TOUR Record

1998 NIKE TOUR FACTS & FIGURES (continued)

HIGH FINISH BY A WINNER:

76 (4-over)

Michael Allen, NIKE Greater Austin Open

LOW FINAL 36 HOLES:

127 (13-under)

127 (13-under)

129 (15-under)

Chris Starkjohann, NIKE St. Louis Golf Classic

Mark Hensby, NIKE Fort Smith Classic

Scott Dunlap, NIKE Ozarks Open

LARGEST 18-HOLE LEAD:

3 strokes

3 strokes

John Maginnes, NIKE Dakota Dunes Open

Perry Moss, NIKE TOUR Championship

LARGEST 36-HOLE LEAD:

5 strokes

4 strokes

Emlyn Aubrey, NIKE Wichita Open

Notah Begay III, NIKE Dominion Open

LARGEST 54-HOLE LEAD:

5 strokes

John Wilson, NIKE Louisiana Open

BEST COME-FROM-BEHIND:

7 strokes

6 strokes

Matt Gogel, NIKE Tri-Cities Open

Eric Booker, NIKE Lehigh Valley Open

LOW 36-HOLE CUT:

138 (2-under)

138 (2-under)

139 (3-under)

139 (1-under)

NIKE St. Louis Golf Classic

NIKE Fort Smith Classic

NIKE Carolina Classic

NIKE Greensboro Open

HIGH 36-HOLE CUT:

150 (6-over)

NIKE Louisiana Open

FEWEST TO MAKE 36-HOLE CUT:

55

55

55

NIKE Cleveland Open

NIKE Hershey Open

NIKE Fort Smith Classic

MOST TO MAKE 36-HOLE CUT:

68

68

NIKE Louisiana Open

NIKE Ozarks Open

COMPETITIVE COURSE RECORDS:

65 (7-under)

63 (9-under)

60 (11-under)

59 (13-under)

63 (9-under)

59 (11-under)

65 (7-under)

64 (8-under)

60 (10-under)

64 (7-under)

Charlie Rymer and **Brad Elder** (round 2) and **Gene Sauers** (round 3), NIKE Greater Austin Open, The Hills CC

Eric Booker (round 3), NIKE Upstate Classic, Verdae Greens GC (ties record)

Jimmy Green (round 1), Nike Carolina Classic, Raleigh Country Club

Notah Begay III (round 2), NIKE Dominion Open, The Dominion Club

Craig Kanada (round 1), and **Gene Sauers** (round 3) NIKE Knoxville Open, Three Ridges Golf Course (ties record)

Doug Dunakey (round 2), NIKE Miami Valley Open, Heatherwood Golf Club

Sean Murphy (round 1), NIKE Lehigh Valley Open, Center Valley Club

Mark Hensby and **Orist Wells** (round 2), **Notah Begay III** (round 3), NIKE Lehigh Valley Open, Center Valley Club

Matthew Lane (round 2), NIKE Greensboro Open, Sedgefield Country Club

Bob Burns (round 3), NIKE Hershey Open, Country Club of Hershey (East Course)

1998 NIKE TOUR FACTS & FIGURES (continued)

61 (11-under)	Emlyn Aubrey (round 2), NIKE Wichita Open, Willowbend Golf Club
61 (10-under)	Don Walsworth (round 1), NIKE Omaha Classic, The Champions Club
62 (8-under)	John Kernohan (round 2) and Mark Hensby (round 2), NIKE Fort Smith Classic, Hardscrabble Country Club
61 (11-under)	Gene Sauers (round 2), NIKE San Jose Open, Almaden Country Club
66 (6-under)	Perry Moss (round 1), NIKE TOUR Championship, Magnolia Grove Crossings Course (ties record)
65 (7-under)	Michael Clark (round 3), NIKE TOUR Championship, Magnolia Grove Crossings Course

MOST PLAYERS TIED FOR THE LEAD AFTER 18 HOLES: 7

7

Marco Gortana, Greg Twiggs, John Maginnes, Brian Tennyson, Jason Gove, Kory Bowman and David Beck, NIKE Ozarks Open.

Deane Pappas, Carl Paulson, Jeff Gove, Geoffrey Sisk, Charles Raulerson, Brian Bateman and Paul Gow, NIKE Wichita Open.

HOLES-IN-ONE (16):

Lan Gooch (first round), NIKE Lakeland Classic
Michael Flynn (second round), NIKE Lakeland Classic
Jeffrey Lankford (second round), NIKE Louisiana Open
Rod Butcher (second round), NIKE South Carolina Classic
Notah Begay III (second round), NIKE Dominion Open
Rob McKelvey (first round), NIKE Knoxville Open
Michael Clark (fourth round), NIKE Miami Valley Open
Steve Hart (first round), NIKE Cleveland Open
Steve Haskins (first round), NIKE Lehigh Valley Open
Sean Murphy (first round), NIKE Greensboro Open
Jimmy Green (first round), NIKE St. Louis Golf Classic
Jay Davis (second round), NIKE St. Louis Golf Classic
Robin Freeman (first round), NIKE Dakota Dunes Open
Greg Twiggs (first round), NIKE Ozarks Open
Eric Johnson (second round), NIKE Ozarks Open
Casey Brown (second round), NIKE Ozarks Open
Casey Martin (first round), NIKE Tri-Cities Open
Rod Butcher (fourth round), NIKE Tri-Cities Open

MOST HOLES-IN-ONE IN A SINGLE EVENT:

3, NIKE Ozarks Open

MOST CONSECUTIVE BIRDIES:

6, **Tom Shaw** (round 1), NIKE Lakeland Classic

BEST BIRDIE/EAGLE STREAK:

7-under, **Jimmy Green** (E,B,B,B,B in round 1), NIKE Carolina Classic;
Notah Begay III (B,B,E,B,E in round 2), NIKE Dominion Open

MOST CONSECUTIVE EVENTS IN MONEY:

31

Chris Perry (PGA TOUR member in 1998)

MULTIPLE WINNERS:

Joe Ogilvie, NIKE Monterrey Open, NIKE Greensboro Open
Matt Gogel, NIKE Omaha Classic, NIKE Tri-Cities Open
Robin Freeman, NIKE Knoxville Open, NIKE San Jose Open
Charles Raulerson, NIKE Oregon Classic, NIKE Inland Empire Open
Bob Burns, NIKE Dominion Open, NIKE TOUR Championship

1998 NIKE TOUR FACTS & FIGURES (continued)

MOST VICTORIES:

2, **Joe Ogilvie**, NIKE Monterrey Open, NIKE Greensboro Open
 2, **Matt Gogel**, NIKE Omaha Classic, NIKE Tri-Cities Open
 2, **Robin Freeman**, NIKE Knoxville Open, NIKE San Jose Open
 2, **Charles Raulerson**, NIKE Oregon Classic, NIKE Inland Empire Open
 2, **Bob Burns**, NIKE Dominion Open, NIKE TOUR Championship

WIRE-TO-WIRE WINNERS (no ties):

Michael Clark, NIKE Hershey Open
John Maginnes, NIKE Dakota Dunes Open

TWO EAGLES IN SAME ROUND:

Vance Veazey (round 4), NIKE Lakeland Classic; **Patrick Lee** (round 1), **Michael Walton** (round 1) and **Oscar Serna** (round 3), NIKE Monterrey Open; **Eric Booker** (round 2), NIKE Louisiana Open; **Carl Paulson** (round 2) and **Jay Davis** (round 2), NIKE Shreveport Open; **Tom Scherrer** (round 1), NIKE Upstate Classic; **Notah Begay III** (round 2), NIKE Dominion Open; **Garrett Willis**, (round 1), NIKE Knoxville Open; **Joe Cioe** (round 3), NIKE Knoxville Open; **Robin Freeman** (round 3), NIKE Knoxville Open; **Pat Bates** (round 2) and **Deane Pappas** (round 4), NIKE Cleveland Open; **David Seawell** and **Orist Wells** (round 2), **Joe Meade** (round 3), NIKE Lehigh Valley Open; **Brian Tennyson**, **Rob McKelvey** and **Jay Williamson** (round 1), **Matthew Lane**, **Rick Cramer** and **Jeff Barlow** (round 2), **Chris Stutts** (round 3), NIKE Greensboro Open; **Stiles Mitchell** (round 2), NIKE Hershey Open; **Doug Dunakey**, **Jason Gore** and **Jaxon Brigman** (round 1), **Charlie Wi** and **Greg Leshner** (round 2), **Jeff Barlow** (round 3), NIKE Wichita Open; **Don Walsworth** (round 1), NIKE Dakota Dunes Open; **Arden Knoll** (round 1) and **Jimmy Green** (round 4), NIKE Ozarks Open; **Jaime Gomez** (round 2), **David Berganio** (round 3), **Woody Austin** (round 4), NIKE Fort Smith Classic; **Joey Gullion** (round 2) and **John Robertson** (round 3), NIKE Permian Basin Open; **Mike Sposa** (round 1) and **Joey Gullion** (round 2), NIKE Boise Open; **David Berganio** (round 2), NIKE Inland Empire Open

THREE EAGLES IN SAME ROUND:

N/A

BACK-TO-BACK EAGLES:

Orist Wells, (Center Valley Club - #3, #4), NIKE Lehigh Valley Open
Arden Knoll (rd 1-Highland Spring CC - #18, #1), NIKE Ozarks Open
David Kirkpatrick (rd 1-Hardscrabble CC - #11, #12), NIKE Fort Smith Classic

DOUBLE EAGLES:

Steve Brodie (Quail Hollow Resort/Devlin Course, #15/3-wood/250 yards) second round, NIKE Cleveland Open;
Joe Ogilvie (Sedgefield Country Club, #14/3-wood/PW, 137 yards) fourth round, NIKE Greensboro Open

PLAYOFFS:

NIKE Shreveport Open: **Vance Veazey** defeated **John Wilson** (birdie on first playoff hole)
NIKE Huntsville Open: **Dennis Paulson** defeated **Brent Schwarzrock** (par on first playoff hole)
NIKE Knoxville Open: **Robin Freeman** defeated **Ryan Howison** (birdie on third playoff hole)

1998 NIKE TOUR FACTS & FIGURES (continued)

NIKE Lehigh Valley Open: Eric Booker defeated Notah Begay III (par on ninth playoff hole)***

NIKE Dakota Dunes Open: John Maginnes defeated Sean Murphy and Ryan Howison (birdie on second playoff hole)

NIKE Omaha Classic: Matt Gogel defeated Jay Williamson (par on fourth playoff hole)

NIKE Permian Basin Open: Stiles Mitchell defeated Woody Austin and Jeff Barlow (par on first playoff hole)

NIKE Tri-Cities Open: Matt Gogel defeated Brian Bateman (birdie on third playoff hole)

NIKE San Jose Open: Robin Freeman defeated Tom Scherrer and Sean Murphy (birdie on fourth playoff hole)

*** NIKE TOUR Record

CONSECUTIVE TOURNAMENT WINS:

N/A

NIKE TOUR PLAYER OF THE MONTH:

March — John Wilson
April — Dennis Paulson
May — Gene Sauers
June — Doug Dunakey
July — John Maginnes
August — Woody Austin
September — Notah Begay III
October — Bob Burns

WEATHER-SHORTENED EVENTS:

NIKE Upstate Classic — 54 holes due to rain

1998 NIKE TOUR FACTS & FIGURES (continued)

THE LAST TIME

WINNERS

Last to win back-to-back events	Chris Smith , 1997 NIKE Dakota Dunes Open (7/3/97) and NIKE Omaha Classic (7/10/97)
Last to defend title	N/A
Last Open Qualifier to win	Paul Gow , NIKE Permian Basin Open (8/24/97)
Last Amateur to win	N/A
Last lefthander to win	Steve Flesch , NIKE TOUR Championship (10/19/97)
Last to win first-ever NIKE TOUR start	Stuart Appleby , NIKE Monterrey Open (3/19/95)
Last wire-to-wire winner (no ties)	John Maginnes , NIKE Dakota Dunes Open (8/2/98)
Last player to win with over-par score	Roger Salazar , South Texas Open (3/3/91, 3-over par)
Last to win after gaining entry as top-25 qualifier	Chris Starkjohann , NIKE St. Louis Golf Classic (7/19/98)
Last former PGA TOUR champion to win	Gene Sauers , NIKE South Carolina Classic (5/3/98)
Last player to win using long putter	Michael Allen , 1998 NIKE Greater Austin Open (3/8/98)
Last player to win first and last events of season	Mike Springer , 1990 Bakersfield Open (2/4/90) and El Paso Open (10/21/90)
Last player to win by chipping-in from off the green on 72nd hole	Chris Starkjohann , 1998 NIKE St. Louis Golf Classic (7/19/98)
Last player to win by chipping-in from off the green in playoff	John Maginnes , 1998 NIKE Dakota Dunes Open (8/2/98)

TOURNAMENT FINISHES

Last 36-hole event	1997 NIKE Greater Austin Open (72-hole event, two rounds cancelled)
Last 54-hole event	1998 NIKE Upstate Classic (72-hole event, one round cancelled)
Last 52-hole event	1997 NIKE Puget Sound Open (72-hole event, one round cancelled and course shortened to 17 holes for first two rounds)
Last Monday finish	1996 NIKE San Jose Open (playoff played Monday, Larry Silveira defeated Stewart Cink and Bobby Elliott)
Last 36-hole day	1997 NIKE South Carolina Classic

WEATHER

Last time two rounds rained out	1997 NIKE Greater Austin Open
Last time one round rained out	1998 NIKE Upstate Classic
Last time it hailed during tournament	1993 NIKE Miami Valley Open (second round 5/21/93)
Last time course shortened to less than 18 holes	1997 NIKE Puget Sound Open (17 hole course-flooding made 1st hole unplayable for first two rounds)

DOUBLE EAGLES, ACES & EAGLES

Last time double eagle	Joe Ogilvie , 1998 NIKE Greensboro Open (4th round, 7/28/98)
Last time two aces same round	Casey Brown and Eric Johnson , 1998 NIKE Ozarks Open (2nd round, 10/14/98)
Last time back-to-back eagles	David Kirkpatrick , 1998 NIKE Ft. Smith Classic (1st round, 8/20/98)
Last time three eagles same round	Harry Rudolph , 1997 NIKE Monterrey Open (2nd round, 3/14/97)
Last time double eagle and eagle same round	R.W. Eaks , 1992 Louisiana Open (2nd round, 3/7/92)
Last time hole-in-one, first swing of first tournament of season	Lan Gooch , 1998 NIKE Lakeland Classic (1st round, 1/8/98)


PLAYOFFS

Last one-hole playoff	1998 NIKE Permian Basin Open (Stiles Mitchell def. Woody Austin and Jeff Barlow , 8/30/98)
Last two-hole playoff	1998 NIKE Dakota Dunes Open (John Maginnes def. Sean Murphy and Ryan Howison , 8/2/98)
Last three-hole playoff	1998 Tri-Cities Open (Matt Gogel def. Brian Bateman , 9/13/98)
Last four-hole playoff	1998 NIKE San Jose Open (Robin Freeman def. Sean Murphy and Tom Scherrer , 10/4/98)
Last five-hole playoff	1991 Shreveport Open (Jeff Coston def. Beau Baugh , 3/10/91)

1998 NIKE TOUR FACTS & FIGURES (continued)

THE LAST TIME (continued)

Last six-hole playoff	1994 NIKE Shreveport Open (Omar Uresti def. Pat Bates , 4/24/94)
Last seven-hole playoff.....	1995 NIKE Monterrey Open (Stuart Appleby def. Rafael Alarcon , 3/19/95)
Last eight-hole playoff.....	1991 Mississippi Gulf Coast Classic (Tom Lehman def. John Wilson and Tim Straub , 3/17/91)
Last nine-hole playoff.....	1998 NIKE Lehigh Valley Open (Eric Booker def. Notah Begay III , 6/21/98)
Last playoff won with eagle	1995 Wichita Open (David Toms def. E.J. Pfister , 7/30/95)
Last playoff won with birdie	1998 NIKE San Jose Open (Robin Freeman def. Tom Scherrer and Sean Murphy , 10/4/98)
Last playoff won with par	1998 NIKE Permian Basin Open (Stiles Mitchell def. Woody Austin and Jeff Barlow , 8/30/98)
Last playoff won with bogey	N/A
Last two-man playoff	1998 Tri-Cities Open (Matt Gogel def. Brian Bateman , 9/13/98)
Last three-man playoff	1998 NIKE San Jose Open (Robin Freeman def. Tom Scherrer and Sean Murphy , 10/4/98)
Last four-man playoff	1997 NIKE Wichita Open (Ben Bates def. Jeff Brehaut , Carl Paulson and Chris Smith , 7/27/97)



Joe Durant, winner of the 1996 NIKE Mississippi Gulf Coast Classic, won for the first time on the PGA TOUR by two strokes over Vijay Singh at the Motorola Western Open.

ALL-TIME NIKE TOUR RECORDS

SECTION 5



ALL-TIME RECORDS

SCORING RECORDS

72-hole tournaments:

- 258—(63-65-64-66) by **Chris Smith**, at The Champions Club, Omaha, NE, in winning the 1997 NIKE Omaha Classic.
- 260—(65-68-62-65) by **Mark Hensby** at Hardscrabble CC, Ft. Smith, AR, in winning 1998 NIKE Ft. Smith Classic.
- 261—(65-63-66-67) by **Tim Conley**, at Willow Creek GC, Knoxville, TN, in winning the 1993 NIKE Knoxville Open.
- 261—(66-67-64-64) by **Todd Gleaton**, at Missouri Bluffs GC, St. Charles, MO, in winning 1997 NIKE St. Louis Golf Classic
- 262—(64-66-65-67) by **Chris Patton**, at Valle Grande GC, Albuquerque, NM, in winning the 1993 NIKE New Mexico Charity Classic.

54-hole tournaments:

- 196—(66-70-60) by **Jeff Woodland**, at Dakota Dunes CC, Sioux City, IA, in winning the 1991 Dakota Dunes Open.
- 196—(67-64-65) by **P.H. Horgan III**, at Desert Hills GC, Yuma, AZ, in winning the 1991 Yuma Open.
- 196—(66-63-67) by **Michael Christie**, at Riverside CC, Provo, UT, in winning the 1996 NIKE Utah Classic.

First 54 holes in a 72-hole tournament:

- 192—(63-65-64) by **Chris Smith**, at The Champions Club, Omaha, NE, 1997 NIKE Omaha Classic.
- 193—(63-64-66) by **Trevor Dodds**, at Heatherwoode GC, Springboro, OH, 1997 NIKE Miami Valley Open.
- 194—(65-63-66) by **Tim Conley**, at Willow Creek GC, Knoxville, TN, 1993 NIKE Knoxville Open

Opening 36 holes:

- 127—(62-65) by **Kim Young**, at Dakota Dunes CC, Sioux City, IA, 1990 Dakota Dunes Open.
- 127—(61-66) by **Eric Hoos**, at Reflection Ridge GC, Wichita, KS, 1991 Wichita Charity Classic.
- 127—(63-64) by **Trevor Dodds**, at Heatherwoode GC, Springboro, OH, 1997 NIKE Miami Valley Open.
- 127—(66-61) by **Emlyn Aubrey**, at Willowbend GC, Wichita, KS, 1998 NIKE Wichita Open

Consecutive rounds

- 126—(59-67) by **Doug Dunakey**, at Heatherwoode GC, Springboro, OH, 1998 NIKE Miami Valley Open
- 127—(62-65) by **Kim Young**, at Dakota Dunes CC, Sioux City, IA, 1990 Dakota Dunes Open.
- 127—(61-66) by **Eric Hoos**, at Reflection Ridge GC, Wichita, KS, 1991 Wichita Charity Classic.
- 127—(64-63) by **Sean Murphy**, at Le Triomphe CC, Broussard, LA, 1996 NIKE Louisiana Open.
- 127—(63-64) by **Trevor Dodds**, at Heatherwoode GC, Springboro, OH, 1997 NIKE Miami Valley Open
- 127—(66-61) by **Emlyn Aubrey**, at Willowbend GC, Wichita, KS, 1998 NIKE Wichita Open
- 127—(64-63) by **Chris Starkjohann**, at Missouri Bluffs GC, St. Charles, MO, 1998 NIKE St. Louis Golf Classic

18 holes:

- 59—by **Notah Begay III**, at The Dominion Club, Richmond, VA, in the second round of the 1998 NIKE Dominion Open.
- 59—by **Doug Dunakey**, at Heatherwoode GC, Springboro, OH, in the second round of the 1998 NIKE Miami Valley Open.
- 60—by **Jeff Woodland**, at Dakota Dunes CC, Sioux City, IA, in the final round of the 1991 Dakota Dunes Open.
- 60—by **Clark Dennis**, at Missouri Bluffs GC, St. Charles, MO, in the final round of the 1997 NIKE St. Louis Golf Classic.
- 60—by **Jimmy Green**, at Raleigh CC, Raleigh, NC, in the first round of the 1998 NIKE Carolina Classic.
- 60—by **Matthew Lane**, at Sedgefield CC, Greensboro, NC, in the second round of the 1998 NIKE Greensboro Open.

9 holes:

- 27—by **Notah Begay III**, at The Dominion Club, Richmond, VA, during the second round of the 1998 NIKE Dominion Open.
- 27—by **Doug Dunakey**, at Heatherwoode GC, Springboro, OH, during the second round of the 1998 NIKE Miami Valley Open.
- 28—by **Jeff Woodland**, at Dakota Dunes GC, Sioux City, IA, in the final round of the 1991 Dakota Dunes Open.
- 28—by **Tom Lehman**, at Northgate GC, Reno, NV, in the second round of the 1991 Reno Open.
- 28—by **Tommy Tolles**, at Riverside CC, Provo, UT, in the final round of the 1993 Utah Classic.

Most strokes under par:

- 26—**Chris Smith** in winning the 1997 NIKE Omaha Classic with a 72-hole total of 258
- 23—**Tim Conley** in winning the 1993 Knoxville Open with a 72-hole total of 261.
- 23—**Michael Christie** in winning the 1996 NIKE Greater Greenville Classic with a 72-hole total of 265.
- 23—**Todd Gleaton** in winning the 1997 NIKE St. Louis Golf Classic with a 72-hole total of 261
- 23—**Emlyn Aubrey** in winning the 1998 NIKE Wichita Open with a 72-hole total of 265.



ALL-TIME RECORDS (continued)

SCORING RECORDS (continued)

Most birdies in a row:

9—**Omar Uresti** at Southern Trace CC, Shreveport, LA, in the third round of the 1994 NIKE Shreveport Open.

Best birdie/eagle streak:

9-under—**Dan Bateman**, (B,B,B,B,E,B,B,B.), 1996 NIKE Utah Classic.

8-under—**Tom Lehman**, (B,E,B,E,B,B), 1991 Reno Open

8-under—**Tommy Tolles** (B,B,B,E,B,B,B), 1993 NIKE Utah Classic

Most consecutive cuts made:

31—**Chris Perry** (3 events in 1993, 24 in 1994, 1 in 1995, 3 in 1996—current streak)

21—**Bob May**, 1993

Double Eagles:

Greg Petersen during the final round of the 1991 Bakersfield Open.

Kel Devlin during the second round of the 1991 Dakota Dunes Open.

R.W. Eaks during the second round of the 1992 Louisiana Open.

Croy Cochran during the third round of the 1992 Pensacola Open.

Taylor Smith during the first round of the 1993 NIKE New England Classic.

Sam Randolph during the third round of the 1993 NIKE White Rose Classic.

Rocky Walcher during the second round of the 1993 NIKE Mississippi Gulf Coast Classic.

Mike Brisky during second round of 1994 NIKE Panama City Beach Classic

Ron Philo during the fourth round of the 1994 NIKE Alabama Classic

Lance Ten Broeck during the second round of the 1994 NIKE South Carolina Classic

Greg Whisman during the third round of the 1994 NIKE New Mexico Charity Classic

Dustin Phillips during the first round of the 1996 NIKE Inland Empire Open

Rick Cramer during the second round of the 1996 NIKE Shreveport Open

Pat Bates during the second round of the 1996 NIKE Gateway Classic

Steve Brodie during the second round of the 1998 NIKE Cleveland Open

Joe Ogilvie during the fourth round of the 1998 NIKE Greensboro Open

Most eagles in a round

3—**Tom Lehman** in the second round of the 1991 Reno Open.

3—**David Jackson** in the fourth round of the 1997 NIKE Inland Empire Open.

3—**Harry Rudolph** in the second round of the 1997 NIKE Monterrey Open

Back-to-Back Eagles

Steve Rintoul in the second round of the 1991 Shreveport Open.

Kel Devlin during the second round of the 1991 Dakota Dunes Open.

Joey Rasset during the first round of the 1992 South Carolina Classic.

Russell Beiersdorf during the first round of the 1992 Bakersfield Open.

Chris DiMarco during the first round of the 1993 NIKE Monterrey Open

Sebastin Fernandez during the first round of the 1994 NIKE Cleveland Open

Gary Webb during the first round of the 1994 NIKE Ozarks Open

Tom Pernice, Jr. during the second round of the 1995 NIKE Ozarks Open

Martin Davis during the first round of the 1995 NIKE Sonoma County Open

Pat Bates during the first round of the 1997 NIKE Monterrey Open

Chris DiMarco during the first round of the 1997 NIKE Monterrey Open

Orist Wells during the second round of the 1998 NIKE Lehigh Valley Open

Arden Knoll during the first round of the 1998 NIKE Ozarks Open

David Kirkpatrick during the first round of the 1998 NIKE Ft. Smith Classic

Largest 18-hole lead:

6 strokes—**Ron Philo, Jr.**, 1994 NIKE Pensacola Classic

Largest 36-hole lead:

6 strokes — **Joe Durant**, 1996 NIKE Shreveport Open

5 strokes — **Tom Lehman**, 1991 Reno Open

5 strokes — **John Flannery**, 1992 South Carolina Classic

5 strokes — **Emlyn Aubrey**, 1998 NIKE Wichita Open

Largest 54-hole lead:

6 strokes—**John Flannery**, 1992 South Carolina Classic



ALL-TIME RECORDS (continued)

VICTORY RECORDS

Most victories during career (see All-Time NIKE TOUR Winners):

- 6—Sean Murphy (1992-1/1993-4/1995-1)
- 5—Chris Smith (1995-2/1997-3)
- 4—Tom Lehman (1990-1/1991-3)
- 4—John Flannery (1991-1/1992-3)
- 4—Mike Springer (1990-3/1992-1)
- 4—Hugh Royer III (1993-2/1995-2)
- 4—Olin Browne (1991-2/1993-1/1996-1)
- 4—Michael Christie (1995-1/1996-3)
- 4—Matt Gogel (1996-1/1997-1/1998-2)

Most victories in a calendar year:

- 4—Sean Murphy (1993)
- 3—Dick Mast (1990)
- 3—Jim McGovern (1990)
- 3—Mike Springer (1990)
- 3—Tom Lehman (1991)
- 3—Brian Henninger (1992)
- 3—John Flannery (1992)
- 3—Jerry Haas (1994)
- 3—Allen Doyle (1995)
- 3—Michael Christie (1996)
- 3—Stewart Cink (1996)
- 3—Chris Smith (1997)

Most consecutive victories:

- 2—Tommy Armour III; 1994 NIKE Miami Valley Open and NIKE Cleveland Open
- 2—Jerry Haas; 1994 NIKE Tri-Cities Open and NIKE Sonoma County Open
- 2—Chris Smith, 1997 NIKE Dakota Dunes Open and NIKE Omaha Classic

Most first-time winners during calendar year:

- 23—1991
- 18—1998

Youngest winners:

- David Duval, 21 years, 9 months, 1993 NIKE Wichita Open.
- David Duval, 22 years, 23 days, 1993 NIKE TOUR Championship.
- Perry Moss, 23 years, 1 month, 1992 Texarkana Open.
- Stewart Cink, 23 years, one month, two days, 1996 NIKE Ozarks Open

Oldest winners:

- Allen Doyle, 47 years, 3 months, 26 days, 1995 NIKE TOUR Championship.
- Allen Doyle, 47 years, one month, one day, 1995 NIKE Texarkana Open.
- Allen Doyle, 46 years, 8 months, 1995 NIKE Mississippi Gulf Coast Classic.
- Frank Conner, 45 years, 7 months, 1991 Tulsa Open.

Largest winning margin (strokes):

- 11—Chris Smith, 1997 NIKE Omaha Classic
- 7—Jon Christian, 1992 Connecticut Open.
- 7—Tim Conley, 1993 Knoxville Open.
- 7—Mike Brisky, 1994 NIKE Texarkana Open.

Best Come from behind victory (strokes):

- 10—John Flannery, 1991 Reno Open.
- 8—Stan Utley, 1995 NIKE Louisiana Open

Won event after open qualifying:

- Tom Garner, 1990 Central New York Classic
- John Flannery, 1991 Reno Open
- Glen Hnatiuk, 1992 Mississippi Gulf Coast Classic
- John Dowdall, 1992 Hawkeye Open
- Perry Moss, 1992 Texarkana Open
- Sonny Skinner, 1993 NIKE Shreveport Open
- Angel Franco, 1993 NIKE Dominion Open
- Michael Christie, 1995 NIKE Carolina Classic
- P.J. Cowan, 1996 NIKE Tallahassee Open
- Paul Gow, 1997 NIKE Permian Basin Open

Victorious in first-ever NIKE TOUR event:

- Mike Springer, 1990 Bakersfield Open
- Buddy Gardner, 1990 Panama City Beach Classic
- Ted Tryba, 1990 Gateway Open



ALL-TIME RECORDS (continued)

VICTORY RECORDS

Victorious in first-ever NIKE TOUR event (continued):

Lindy Miller, 1990 Amarillo Open
P.H. Horgan III, 1991 Yuma Open
Gary McCord, 1991 Gateway Open
Angel Franco, 1993 NIKE Dominion Open
Stuart Appleby, 1995 NIKE Monterrey Open

Most consecutive years with a victory

3—Ted Tryba, 1990-92
3—Mike Schuchart, 1993-95
3—Matt Gogel, 1996-98

PLAYOFF RECORDS

Longest sudden-death playoffs; Holes:

9—Eric Booker defeated Notah Begay III in the 1998 NIKE Lehigh Valley Open.
8—Tom Lehman defeated John Wilson and Tim Straub in the 1991 Mississippi Gulf Coast Classic.
7—Stuart Appleby defeated Rafael Alarcon in the 1995 NIKE Monterrey Open
6—Jeff Woodland defeated Bob May in the 1992 Wichita Charity Classic.
6—Omar Uresti defeated Pat Bates in 1994 NIKE Shreveport Open

Most players in a sudden-death playoff:

4—1991 Reno Open—John Flannery defeated Esteban Toledo, Tom Lehman and Rob Boldt.
4—1993 NIKE Utah Classic—Sean Murphy defeated Tommy Moore, Curt Byrum and Jim Carter.
4—1994 NIKE Central Georgia Open—Rick Pearson defeated Danny Briggs, Bill Murchison and Charlie Rymer.
4—1997 NIKE Wichita Open—Ben Bates defeated Jeff Brehaut, Carl Paulson and Chris Smith.

Most playoffs, season:

13—1995
9—1991, 1998

Fewest playoffs, season:

2—1997

Most playoff appearances (career)

4—Franklin Langham (1-3)
4—Tom Lehman (2-2)
4—Tom Scherrer (1-3)

Most playoff appearances (season)

4—Tom Lehman, 1991 (2-2)

Most career playoff victories

2—Russell Beiersdorf
2—Allen Doyle
2—Tom Lehman
2—David Toms
2—Glen Hnatiuk
2—Matt Gogel
2—Robin Freeman

Most playoff victories in a season

2—Allen Doyle, 1995
2—Tom Lehman, 1991
2—David Toms, 1995
2—Matt Gogel, 1998
2—Robin Freeman, 1998

Most career playoff losses

4—Tom Scherrer (1-4)



ALL-TIME RECORDS (continued)

PLAYOFF RECORDS (continued)

Most playoff losses in a season

3—Franklin Langham, 1995

MISCELLANEOUS RECORDS

Low 36-hole Cut:

137—7-under, at 1991 Dakota Dunes Open.

138—6-under, at 1990 Dakota Dunes Open.

High 36-hole Cut:

154—10-over, at 1991 South Texas Open.

153—9-over, at 1990 New England Classic.

Most players tied for the lead after 18 holes:

7—Lee Chill, Noel Caruso, Greg Ladehoff, Dicky Thompson, Roger Rowland, Brad Bell and Andy Dillard, 1990 Baton Rouge Open.

7—Jeff Klein, John Hayes, Tom Lehman, Sean Murphy, Dave Powell, Roger Salazar, Steve Haskins, 1991 South Texas Open.

7—Marco Gortana, Greg Twiggs, John Maginnes, Brian Tennyson, Jason Gore, Kory Bowman and David Beck, 1998 NIKE Ozarks Open.

7—Deane Pappas, Carl Paulson, Jeff Gove, Geoffrey Sisk, Charles Raulerson, Brian Bateman and Paul Gow, 1998 NIKE Wichita Open.

Most players tied for the lead after 36 holes:

5—Chris Rule, Tom Garner, Jeff Gallagher, Jim Carter and Jim Furyk, 1993 NIKE Utah Classic.

Most players tied for the lead after 54 holes:

5—Jim Carter, R.W. Eaks, Tom Scherrer, David Jackson and Chris Perry, 1994 NIKE New Mexico Charity Classic.

Best finish by an amateur:

3rd — Sergio Garcia, 1998 NIKE Greensboro Open

5th — Michael Combs, 1991 Tri-Cities Open

Most money in a single season:

\$251,699 by Stewart Cink in 1996 (21 events).

\$215,201 by Chris Smith in 1997 (17 events).

\$193,971 by Michael Christie in 1996 (26 events).

\$188,878 by Jerry Kelly in 1995 (28 events).

\$184,997 by Mark Carnevale in 1997 (20 events).

Most money won in a single season without a victory:

\$158,990 by Franklin Langham in 1995 (28 events).

\$140,955 by Woody Austin in 1998 (23 events)

\$140,139 by Notah Begay III in 1998 (28 events)

\$126,430 by David Duval in 1994 (22 events).

\$119,829 by J.L. Lewis in 1997 (28 events).

Quickest to reach \$100,000 in earnings:

4 tournaments — Mark Carnevale in 1997.

11 tournaments — Joe Durant in 1996.

Quickest to reach \$200,000 in earnings:

17 tournaments — Chris Smith in 1997

20 tournaments — Stewart Cink in 1995



ALL-TIME RECORDS (continued)

MISCELLANEOUS RECORDS (continued)

Number of \$100,000 winners in a single year:

- 22— (1998) Bob Burns, Robin Freeman, Joe Ogilvie, Eric Booker, John Maginnes, Dennis Paulson, Charles Raulerson, Woody Austin, Mike Sposa, Notah Begay III, Jimmy Green, Sean Murphy, Emlyn Aubrey, Tom Scherrer, Doug Dunakey, Matt Gogel, John Wilson, Jay Williamson, Chris Zambri, Brian Bateman, Gene Sauers, Ryan Howison.
- 16— (1997) Chris Smith, Mark Carnevale, Chris DiMarco, Steve Flesch, Trevor Dodds, Barry Cheesman, J.L. Lewis, Brian Kamm, R.W. Eaks, Glen Hnatiuk, Joe Daley, Ben Bates, Harrison Frazar, Mike Small, Bobby Wadkins, Dan Bateman.
- 15— (1995) Jerry Kelly, Allen Doyle, David Toms, Franklin Langham, Stuart Appleby, Tom Scherrer, Chris Smith, Sean Murphy, Hugh Royer III, Brad Fabel, Matt Peterson, Stan Utley, Gary Rusnak, Glen Hnatiuk, Frank Lickliter
- 15— (1994) Chris Perry, Scott Gump, Pat Bates, Jim Carter, Skip Kendall, Bruce Vaughan, Tommy Armour III, David Duval, Jerry Haas, Emlyn Aubrey, Sonny Skinner, Lee Rinker, Keith Fergus, Bill Murchison, Clark Burroughs
- 11— (1996) Stewart Cink, Michael Christie, Joe Durant, David Berganio, Jr., Brett Quigley, Dave Rummells, P.H. Horgan III, Lee Porter, Skip Kendall, Eric Johnson, Brent Geiberger
- 7— (1993) Sean Murphy, Stan Utley, Doug Martin, John Morse, Bob May, Olin Browne, Tommy Moore
- 6— (1992) John Flannery, Brian Henninger, Steve Lowery, Ted Tryba, David Jackson, Jeff Woodland
- 2— (1991) Tom Lehman, Olin Browne
- 1— (1990) Jeff Maggert

Number of NIKE TOUR members gaining PGA TOUR cards:

- 1990 — 27 (five graduates and 22 via qualifying tournament)
- 1991 — 19 (five graduates and 12 via qualifying tournament)
- 1992 — 24 (10 graduates and 14 via qualifying tournament)
- 1993 — 25 (10 graduates and 15 via qualifying tournament)
- 1994 — 22 (10 graduates and 12 via qualifying tournament)
- 1995 — 28 (10 graduates and 18 via qualifying tournament)
- 1996 — 31 (10 graduates and 21 via qualifying tournament)
- 1997 — 39 (15 graduates and 24 via qualifying tournament)
- 1998 — 38 (15 graduates and 23 via qualifying tournament)

PAST LEADING MONEY WINNERS

- 1990 — Jeff Maggert — \$108,644 (22 events)
- 1991 — Tom Lehman — \$141,934 (28 events)
- 1992 — John Flannery — \$164,115 (28 events)
- 1993 — Sean Murphy — \$166,293 (26 events)
- 1994 — Chris Perry — \$167,148 (24 events)
- 1995 — Jerry Kelly — \$188,878 (28 events)
- 1996 — Stewart Cink — \$251,699 (21 events)
- 1997 — Chris Smith — \$225,201 (17 events)
- 1998 — Bob Burns — \$178,664 (23 events)

NIKE TOUR PLAYERS OF THE YEAR

- 1990 — Jeff Maggert — \$108,644 (2 wins, 13 top-10 finishes)
- 1991 — Tom Lehman — \$141,934 (3 wins, 11 top-10 finishes)
- 1992 — John Flannery — \$164,115 (3 wins, 11 top-10 finishes)
- 1993 — Sean Murphy — \$166,293 (4 wins, 8 top-10 finishes)
- 1994 — Chris Perry — \$167,148 (1 win, 10 top-10 finishes)
- 1995 — Jerry Kelly — \$188,878 (2 wins, 15 top-10 finishes)
- 1996 — Stewart Cink — \$251,699 (3 wins, 14 top-10 finishes)
- 1997 — Chris Smith — \$225,201 (3 wins, 8 top-10 finishes)
- 1997 — Bob Burns — \$178,664 (2 wins, 4 top-10 finishes)

NIKE TOUR BATTLEFIELD PROMOTION

- 1997 — **Chris Smith** (NIKE Upstate Classic, NIKE Dakota Dunes Open, NIKE Omaha Classic)



ALL-TIME RECORDS (continued)

PAST PLAYERS GAINING EXEMPT STATUS ON PGA TOUR

1990 — Jeff Maggert \$108,644*
Jim McGovern \$ 99,841*
Dick Mast \$ 92,841*
Mike Springer \$ 82,906*
Ed Humenik \$ 78,753*

1991 — Tom Lehman \$141,934*
Olin Browne \$106,406*
P.H. Horgan III \$ 84,432*
Jerry Anderson \$ 77,919*
Frank Conner \$ 77,450*

1992 — John Flannery \$164,115*
Brian Henninger \$128,301*
Steve Lowery \$114,553*
Ted Tryba \$105,952*
David Jackson \$104,222*
Jeff Woodland \$102,326
Brian Kamm \$ 88,608
Rick Dalpos \$ 78,540
Russell Beiersdorf \$ 77,847
Jaime Gomez \$ 75,271

1993 — Sean Murphy \$166,293*
Doug Martin \$147,003*
Stan Utley \$144,127*
Bob May \$132,656*
John Morse \$122,627*
Tommy Moore \$102,004
Olin Browne \$100,754
Larry Silveira \$ 93,098
Chris DiMarco \$ 90,687
Curt Byrum \$ 88,757

1994 — Chris Perry \$167,148*
Scott Gump \$161,035*
Pat Bates \$155,469*
Jim Carter \$142,750*
Skip Kendall \$131,067*
Bruce Vaughan \$129,617
Tommy Armour III \$126,620
David Duval \$126,430
Jerry Haas \$116,583
Emlyn Aubrey \$113,919

1995 — Jerry Kelly \$188,878*
Allen Doyle \$176,652*
David Toms \$174,892*
Franklin Langham \$158,990*
Stuart Appleby \$144,419*
Tom Scherrer \$143,404
Chris Smith \$143,200
Sean Murphy \$118,985
Hugh Royer III \$118,804
Brad Fabel \$115,513

1996 — Stewart Cink \$251,699*
Michael Christie \$193,971*
Joe Durant \$159,386*
David Berganio, Jr. \$146,047*
Brett Quigley \$123,763*
Dave Rummells \$122,778
P.H. Horgan III \$120,760
Lee Porter \$108,030
Skip Kendall \$107,396
Eric Johnson \$103,929

1997 — Chris Smith \$225,201*
Mark Carnevale \$184,997
Chris DiMarco \$135,513
Steve Flesch \$133,190
Trevor Dodds \$130,983
Barry Cheesman \$120,033
J.L. Lewis \$119,829
Brian Kamm \$118,005
R.W. Eaks \$117,665
Glen Hnatiuk \$116,381
Joe Daley \$105,297
Ben Bates \$105,089
Harrison Frazar \$104,023
Mike Small \$102,079
Bobby Wadkins \$101,717

1998 — Bob Burns \$178,664*
Robin Freeman \$169,389
Joe Ogilvie \$157,812
Eric Booker \$153,526
John Maginnes \$145,210
Dennis Paulson \$145,065
Charles Raulerson \$142,976
Woody Austin \$140,955
Mike Sposa \$140,139
Notah Begay III \$136,289
Jimmy Green \$131,942
Sean Murphy \$130,030
Emlyn Aubrey \$129,967
Tom Scherrer \$129,134
Doug Dunakey \$128,052

* = fully-exempt position



ALL-TIME RECORDS (continued)

INDIVIDUAL PLAYOFF RECORDS

Alarcon, Rafael — (0-1): 1995: Lost to Stuart Appleby, NIKE Monterrey Open.
Anderson, Chris — (0-1): 1992: Lost to Russell Beiersdorf, Ft. Wayne Open.
Anderson, Jerry — (1-1): 1991: Lost to Bob Friend, Ft. Wayne Open; defeated Fran Quinn, Texarkana Open.
Appleby, Stuart — (1-1): 1995: Defeated Rafael Alarcon, NIKE Monterrey Open; lost to Mike Schuchart, NIKE Ozarks Open.
Armour III, Tommy — (1-0): 1994: Defeated Scott Gump and Tom Scherrer, NIKE Cleveland Open.
Austin, Woody — (0-1): 1998: Lost to Stiles Mitchell, NIKE Permian Basin Open.
Barlow, Jeff — (0-1): 1998: Lost to Stiles Mitchell, NIKE Permian Basin Open.
Bateman, Brian — (0-1): 1998: Lost to Matt Gogel, NIKE Tri-Cities Open.
Bates, Ben — (1-0): 1997: Defeated Jeff Brehaut, Carl Paulson and Chris Smith, NIKE Wichita Open.
Bates, Pat — (0-1): 1994: Lost to Omar Uresti, NIKE Shreveport Open.
Baugh, Beau — (0-1): 1991: Lost to Jeff Coston, Shreveport Open.
Begay III, Notah — (0-1): 1998: Lost to Eric Booker, NIKE Lehigh Valley Open.
Beiersdorf, Russell — (2-0): 1991: Defeated Rich Parker, Boise Open. 1992: Defeated Chris Anderson, Ft. Wayne Open.
Boldt, Rob — (0-1): 1991: Lost to John Flannery, Reno Open.
Booker, Eric — (1-0): 1998: Defeated Notah Begay III, NIKE Lehigh Valley Open.
Boros, Guy — (0-1): 1993: Lost to Doug Martin, NIKE South Texas Open.
Brehaut, Jeff — (0-1): 1997: Lost to Ben Bates, NIKE Wichita Open.
Briggs, Danny — (0-1): 1994: Lost to Rick Pearson, NIKE Central Georgia Open.
Browne, Olin — (0-1): 1990: Lost to Jeff Cook, Greater Ozarks Open.
Bruckner, Greg — (1-0): 1992: Defeated Ed Kirby, New England Classic.
Burns, Bob — (0-1): 1992: Lost to Brian Henninger, South Texas Open.
Byrum, Curt — (0-1): 1993: Lost to Sean Murphy, NIKE Utah Classic.
Carter, Jim — (0-2): 1993: Lost to Sean Murphy, NIKE Utah Classic. 1994: Lost to Sonny Skinner, NIKE Dominion Open.
Cink, Stewart — (1-1): 1996: Lost to Larry Silveira, NIKE San Jose Open; defeated R.W. Eaks, NIKE Ozarks Open.
Clark, Michael — (0-1): 1997: Lost to Kevin Johnson, NIKE Puget Sound Open.
Clements, Lennie — (1-0): 1992: Defeated Tommy Tolles and Ted Tryba, Greater Ozarks Open.
Conley, Tim — (1-0): 1996: Defeated Javier Sanchez, NIKE Gateway Classic.
Conner, Frank — (1-0): 1991: Defeated Tom Lehman, Tulsa Open.
Cook, Jeff — (1-0): 1990: Defeated Olin Browne, Greater Ozarks Open.
Cooper, Carl — (0-1): 1990: Lost to Jeff Maggert, Buffalo Open.
Coston, Jeff — (1-1): 1991: Defeated Beau Baugh, Shreveport Open. 1992: Lost to Steve Lowery, Tulsa Open.
Cowan, P.J. — (1-0): 1996: Defeated P.H. Horgan III, NIKE Tallahassee Open.
Daly, John — (0-1): 1990: Lost to Ted Tryba, Gateway Open.
Dennis, Clark — (1-0): 1993: Defeated Jim Furyk and Sonny Skinner, NIKE Bakersfield Open.
DiMarco, Chris — (0-1): 1993: Lost to Ron Streck, NIKE Yuma Open.
Doyle, Allen — (2-0): 1995: Defeated Franklin Langham, NIKE Mississippi Gulf Coast Classic; defeated John Maginnes, NIKE TOUR Championship.
Eaks, R.W. — (0-1): 1996: Lost to Stewart Cink, NIKE Ozarks Open.
Elliott, Bobby — (0-1): 1996: Lost to Larry Silveira, NIKE San Jose Open.
Elliott, John — (1-0): 1994: Defeated Chris Perry, NIKE Mississippi Gulf Coast Classic.
Fergus, Keith — (1-0): 1994: Defeated Bill Murchison, NIKE Boise Open.
Flannery, John — (1-0): 1991: Defeated Tom Lehman, Rob Boldt and Esteban Toledo, Reno Open.
Fleisher, Bruce — (0-1): 1990: Lost to Ted Tryba, Gateway Open.
Freeman, Robin — (2-0): 1998: Defeated Ryan Howison, NIKE Knoxville Open, defeated Tom Scherrer and Sean Murphy, NIKE San Jose Open.
Friend, Bob — (1-1): 1991: Defeated Jerry Anderson and Dennis Trixler, Ft. Wayne Open. 1993: Lost to Jim Furyk, NIKE Mississippi Gulf Coast Classic.
Furyk, Jim — (1-1): 1993: Defeated Bob Friend, NIKE Mississippi Gulf Coast Classic; lost to Clark Dennis, NIKE Bakersfield Open.
Gardner, Buddy — (0-1): 1995: Lost to Jerry Kelly, NIKE Alabama Classic.
Gogel, Matt — (2-0): 1998: Defeated Jay Williamson, NIKE Omaha Classic; Defeated Brian Bateman, NIKE Tri-Cities Open.
Gove, Jeff — (1-1): 1995: Defeated Franklin Langham, NIKE Tri-Cities Open. 1996: Lost to Jimmy Green, NIKE Buffalo Open.
Green, Jimmy — (1-0): 1996: Defeated Jeff Gove, NIKE Buffalo Open.
Gump, Scott — (0-1): 1994: Lost to Tommy Armour III, NIKE Cleveland Open.
Henninger, Brian — (1-0): 1992: Defeated Bob Burns, South Texas Open.
Hnatiuk, Glen — (1-1): 1995: Lost to Chris Smith, NIKE Gateway Classic; defeated Franklin Langham and Harry Rudolph, NIKE Utah Classic. 1996: Defeated Craig Perks, NIKE Carolina Classic.
Horgan III, P.H. — (1-2): 1991: Defeated Mike Miles, Macon Open. 1995: Lost to Mike Schuchart, NIKE Ozarks Open. 1996: Lost to P.J. Cowan, NIKE Tallahassee Open.
Howison, Ryan — (0-2): 1998: Lost to Robin Freeman, NIKE Knoxville Open; Lost to John Maginnes, NIKE Dakota Dunes Open.
Jackson, David — (0-1): 1992: Lost to Rick Todd, Dakota Dunes Open.
Johnson, Kevin — (1-0): 1997: Defeated Michael Clark and Steve Jurgensen, NIKE Puget Sound Open.
Jurgensen, Steve — (0-1): 1997: Lost to Kevin Johnson, NIKE Puget Sound Open.
Kelly, Jerry — (1-0): 1995: Defeated Buddy Gardner, NIKE Alabama Classic.



ALL-TIME RECORDS (continued)

INDIVIDUAL PLAYOFF RECORDS (continued)

Kirby, Ed — (0-1): 1992: Lost to Greg Bruckner, New England Classic.
Ladehoff, Greg — (0-2): 1990: Lost to Jeff Maggert, Knoxville Open; Lost to Jeff Maggert, Buffalo Open.
Langham, Franklin — (1-3): 1993: Defeated Doug Martin, NIKE Permian Basin Open. 1995: Lost to Allen Doyle, NIKE Mississippi Gulf Coast Classic; lost to Glen Hnatiuk, NIKE Utah Open; lost to Jeff Gove, NIKE Tri-Cities Open.
Lehman, Tom — (2-2): 1991: Defeated Tim Straub and John Wilson, Gulf Coast Classic; defeated Ray Pearce, South Carolina Classic; lost to Frank Conner, Tulsa Open; lost to John Flannery, Reno Open.
Lowery, Steve — (1-0): 1992: Defeated Jeff Coston, Tulsa Open.
Magee, Chad — (0-1): 1996: Lost to Gary Webb, NIKE Dakota Dunes Open.
Maggert, Jeff — (2-1): 1990: Defeated Greg Ladehoff, Knoxville Open; lost to Dicky Thompson, Elizabethtown Open; defeated Greg Ladehoff and Carl Cooper, Buffalo Open.
Maginnes, John — (1-1): 1995: Lost to Allen Doyle, NIKE TOUR Championship. 1998: Defeated Ryan Howison and Sean Murphy, NIKE Dakota Dunes Open.
Martin, Doug — (1-1): 1993: Defeated Guy Boros, NIKE South Texas Open; lost to Franklin Langham, NIKE Permian Basin Open.
Mast, Dick — (1-0): 1990: Defeated Rick Pearson, Gulf Coast Classic.
May, Bob — (0-1): 1992: Lost to Jeff Woodland, Wichita Charity Classic.
McGovern, Jim — (1-0): 1990: Defeated David Toms, Lake City Classic.
Miles, Mike — (0-1): 1991: Lost to P.H. Horgan III, Macon Open.
Mitchell, Stiles — (1-0): 1998: Defeated Woody Austin and Jeff Barlow, NIKE Permian Basin Open.
Moore, Tommy — (0-1): 1993: Lost to Sean Murphy, NIKE Utah Classic.
Murchison, Bill — (0-2): 1994: Lost to Rick Pearson, NIKE Central Georgia Open; lost to Keith Fergus, NIKE Boise Open.
Murphy, Sean — (1-2): 1993: Defeated Tommy Moore, Curt Byrum and Jim Carter, NIKE Utah Classic. 1998: Lost to John Maginnes, NIKE Dakota Dunes Open; lost to Robin Freeman, NIKE San Jose Open.
Parker, Rich — (0-1): 1991: Lost to Russell Beiersdorf, Boise Open.
Paulson, Carl — (0-1): 1997: Lost to Ben Bates, NIKE Wichita Open.
Paulson, Dennis — (1-0): 1998: Defeated Brent Swarzrock, NIKE Huntsville Open.
Pearce, Ray — (0-1): 1991: Lost to Tom Lehman, South Carolina Classic.
Pearson, Rick — (1-0): 1994: Defeated Bill Murchison, Danny Briggs and Charlie Rymer, NIKE Central Georgia Open.
Perks, Craig — (0-1): 1996: Lost to Glen Hnatiuk, NIKE Carolina Classic.
Perry, Chris — (0-1): 1994: Lost to John Elliott, NIKE Mississippi Gulf Coast Classic.
Pfister, E.J. — (0-1): 1995: Lost to David Toms, NIKE Wichita Open.
Quinn, Fran — (0-1): 1991: Lost to Jerry Anderson, Texarkana Open.
Royer III, Hugh — (1-0): 1995: Defeated Tom Scherrer, NIKE Dominion Open.
Rudolph, Harry — (0-1): 1995: Lost to Glen Hnatiuk, NIKE Utah Classic.
Rymer, Charlie — (0-1): 1994: Lost to Rick Pearson, NIKE Central Georgia Open.
Sanchez, Javier — (0-1): 1996: Lost to Tim Conley, NIKE Gateway Classic.
Scherrer, Tom — (1-4) 1994: Lost to Tommy Armour III, NIKE Cleveland Open. 1995: Defeated Mike Sposa, NIKE Knoxville Open; lost to David Toms, NIKE Greater Greenville Classic; lost to Hugh Royer III, NIKE Dominion Open. 1998: Lost to Robin Freeman, NIKE San Jose Open.
Schuchart, Mike — (1-0): 1995: Defeated P.H. Horgan III and Stuart Appleby, NIKE Ozarks Open.
Silveira, Larry — (1-1): 1995: Lost to Karl Zoller, NIKE Cleveland Open. 1996: Defeated Stewart Cink and Bobby Elliott, NIKE San Jose Open.
Skinner, Sonny — (1-1): 1993: Lost to Clark Dennis, NIKE Bakersfield Open. 1994: Defeated Jim Carter, NIKE Dominion Open.
Smith, Chris — (1-1): 1995: Defeated Glen Hnatiuk, NIKE Gateway Classic. 1997: Lost to Ben Bates, NIKE Wichita Open.
Sposa, Mike — (0-1): 1995: Lost to Tom Scherrer, NIKE Knoxville Open.
Straub, Tim — (0-1): 1991: Lost to Tom Lehman, Gulf Coast Classic.
Streck, Ron — (1-0): 1993: Defeated Chris DiMarco, NIKE Yuma Open.
Swarzrock, Brent — (0-1): 1998: Lost to Dennis Paulson, NIKE Huntsville Open.
Todd, Rick — (1-0): 1992: Defeated David Jackson, Dakota Dunes Open.
Toledo, Esteban — (0-1): 1991: Lost to John Flannery, Reno Open.
Tolles, Tommy — (0-1): 1992: Lost to Lennie Clements, Greater Ozarks Open.
Toms, David — (2-1): 1990: Lost to Jim McGovern, Lake City Classic. 1995: Defeated Tom Scherrer, NIKE Greater Greenville Classic; defeated E.J. Pfister, NIKE Wichita Open.
Thompson, Dicky — (1-0): 1990: Defeated Jeff Maggert, Elizabethtown Open.
Trixler, Dennis — (0-1): 1991: Lost to Bob Friend, Fort Wayne Open.
Tryba, Ted — (1-1): 1990: Defeated John Daly and Bruce Fleisher, Gateway Open. 1992: Lost to Lennie Clements, Greater Ozarks Open.
Uresti, Omar — (1-0): 1994: Defeated Pat Bates, NIKE Shreveport Open.
Veazey, Vance — (1-0): 1998: Defeated John Wilson, NIKE Shreveport Open.
Webb, Gary — (1-0): 1996: Defeated Chad Magee, NIKE Dakota Dunes Open.
Williamson, Jay — (0-1): 1998: Lost to Matt Gogel, NIKE Omaha Classic.
Wilson, John — (0-2): 1991: Lost to Tom Lehman, 1991 Mississippi Gulf Coast Classic. 1998: Lost to Vance Veazey, 1998 NIKE Shreveport Open.
Woodland, Jeff — (1-0): 1992: Defeated Bob May, Wichita Charity Classic.
Zoller, Karl — (1-0): 1995: Defeated Larry Silveira, NIKE Cleveland Open.

NIKE TOUR CAREER HOLES-IN-ONE

The following players have three career NIKE TOUR holes-in-one:

JERRY HAAS

1993 NIKE Ozarks Open
1994 NIKE Tri-Cities Open
1996 NIKE Greater Greenville Classic

MIKE SPOSA

1994 NIKE Carolina Classic
1995 NIKE Philadelphia Classic
1998 NIKE Boise Open

The following players have two career NIKE TOUR holes-in-one:

EMLYN AUBREY (2)

1993 NIKE Miami Valley Open
1994 NIKE Wichita Open

JERRY FOLTZ (2)

1994 NIKE Cleveland Open
1996 NIKE Philadelphia Classic

DAVID BERGANIO (2)

1998 NIKE Ft. Smith Classic
1998 NIKE Inland Empire Open

JEFF GALLAGHER (2)

1991 Cleveland Open
1993 NIKE Cleveland Open

DAVID BISHOP (2)

1991 Gateway Open
1992 Cleveland Open

JAIME GOMEZ (2)

1991 Texarakana Open
1998 NIKE Ft. Smith Classic

ROB BOLDT (2)

1991 Yuma Open
1993 NIKE Cleveland Open

ROBERT HILL (2)

1995 NIKE Inland Empire Open
1995 NIKE Monterrey Open

ERIC BOOKER (2)

1990 South Texas Open
1997 NIKE Miami Valley Open

ROB MOSS (2)

1996 NIKE Inland Empire Open
1997 NIKE Tri-Cities Open

OLIN BROWNE (2)

1990 Fort Wayne Open
1991 Panama City Beach Classic

RICK STALLINGS (2)

1997 NIKE Miami Valley Open
1997 NIKE Permian Basin Open

ROD BUTCHER(2)

1998 NIKE South Carolina Classic
1998 NIKE Tri-Cities Open

DAVID TOMS (2)

1995 NIKE Monterrey Open
1995 NIKE Ozarks Open

MICHAEL CLARK (2)

1997 NIKE Laurel Creek Classic
1998 NIKE Miami Valley Open

JERRY WOOD (2)

1996 NIKE Inland Empire Open
1996 NIKE Greater Greenville Classic

R.W. EAKS (2)

1994 NIKE Louisiana Open
1996 NIKE Louisiana Open

The following players have one career NIKE TOUR hole-in-one:

STEPHEN AMES

1990 Gateway Open

JIM BENEPE

1993 NIKE Bakersfield Open

JERRY ANDERSON

1991 Tri-Cities Open

JOHN BIZIK

1991 Wichita Charity Classic

WOODY AUSTIN

1998 NIKE Ft. Smith Classic

GUY BOROS

1993 NIKE Sonoma County Open

DAN BATEMAN

1997 NIKE Dakota Dunes Open

REMI BOUCHARD

1993 NIKE South Carolina Classic

NOTAH BEGAY III

1998 NIKE Dominion Open

JAXON BRIGMAN

1995 NIKE Permian Basin Open

NIKE TOUR CAREER HOLES-IN-ONE (continued)

The following players have one career NIKE TOUR hole-in-one:

MIKE BRISKY
1992 Boise Open

ERIC BRITO
1992 Panama City Beach Classic

CASEY BROWN
1998 NIKE Ozarks Open

JOE CIOE
1997 NIKE Knoxville Open

FRANK CONNER
1990 South Texas Open

BARRY CONSER
1997 NIKE Hershey Open

JEFF COOK
1995 NIKE Utah Classic

BOBBY COOKE
1993 NIKE South Carolina Classic

CHRIS COUCH
1997 NIKE Upstate Classic

RICK CRAMER
1997 NIKE Monterrey Open

JAY DAVIS
1998 NIKE St. Louis Golf Classic

SCOTT DESERRANO
1993 NIKE Permian Basin Open

JOHN DOWDALL
1995 NIKE San Jose Open

TIM DUNLAVEY
1996 NIKE Mississippi Gulf Coast Classic

JOE DURANT
1995 NIKE Sonoma County Open

DAVID DUVAL
1993 NIKE TOUR Championship

JOHN ELLIOTT
1995 NIKE Carolina Classic

BARRY FABYAN
1996 NIKE Colorado Classic

JOHN FLANNERY
1992 South Carolina Classic

MICHAEL FLYNN
1998 NIKE Lakeland Classic

ROBIN FREEMAN
1998 NIKE Dakota Dunes Open

DALE FULLER
1990 Greater Ozarks Open

BRENT GEIBERGER
1995 NIKE Sonoma County Open

DEREK GILCHRIST
1995 NIKE Alabama Classic

RICKY GONZALEZ
1994 NIKE Cleveland Open

LAN GOOCH
1998 NIKE Lakeland Classic

JOEY GULLION
1998 NIKE Boise Open

JIMMY GREEN
1998 NIKE St. Louis Golf Classic

ULY GRISETTE
1993 NIKE Knoxville Open

BOB GROFF
1994 NIKE Greater Greenville Classic

STEVE HART
1998 NIKE Cleveland Open

STEVE HASKINS
1998 NIKE Lehigh Valley Open

J.P. HAYES
1994 NIKE Boise Open

WEBB HEINTZELMAN
1991 South Carolina Classic

GLEN HNATIUK
1995 NIKE Alabama Classic

SIG HOLCOMB
1995 NIKE Greater Greenville Classic

JON HOUGH
1996 NIKE Ozarks Open

JOHN INMAN
1997 NIKE Shreveport Open

BARRY JAECKEL
1995 NIKE Greater Greenville Classic

ERIC JOHNSON
1998 NIKE Ozarks Open

DOUG JOHNSON
1991 Dakota Dunes Open

KEVIN JOHNSON
1997 NIKE Carolina Classic

NIKE TOUR CAREER HOLES-IN-ONE (continued)

The following players have one career NIKE TOUR hole-in-one:

KENT JONES
1997 NIKE Knoxville Open

BRIAN KAMM
1997 NIKE Ozarks Open

JIM KANE
1993 NIKE Miami Valley Open

SKIP KENDALL
1991 Macon Open

JEFFREY LANKFORD
1998 NIKE Louisiana Open

BRAD LEHMAN
1995 NIKE Carolina Classic

TED LEHMANN
1992 Yuma Open

JIM LEMON
1994 NIKE New Mexico Charity Classic

JOHN MAGGINES
1996 NIKE Carolina Classic

CASEY MARTIN
1998 NIKE Tri-Cities Open

ROB McKELVEY
1998 NIKE Knoxville Open

ANDREW MEEKS
1993 NIKE Greater Greenville Classic

DAVID MONTELONGO
1993 NIKE Texarakana Open

TOMMY MOORE
1993 NIKE Wichita Open

ANDREW MORSE
1991 Reno Open

SEAN MURPHY
1998 NIKE Greensboro Open

JACK NICKLAUS II
1991 Texarakana Open

STEVE NOVARRO
1997 NIKE Omaha Classic

DAVID OGRIN
1991 Greater Ozarks Open

JACK O'KEEFE
1997 NIKE Dominion Open

JOEL PADFIELD
1990 Knoxville Open

ALAN PATE
1997 NIKE Mississippi Gulf Coast Classic

CHRIS PEDDICORD
1991 Wichita Charity Classic

TOM PERNICE
1995 NIKE Gateway Classic

E.J. PFISTER
1995 NIKE Buffalo Open

RON PHILO, Jr.
1997 NIKE Upstate Classic

CHARLES RAULERSON
1990 Mississippi Gulf Coast Classic

DON REESE
1994 NIKE Mississippi Gulf Coast Classic

LARRY RENTZ
1994 NIKE Shreveport Open

JOHN ROBERTSON
1998 NIKE Permian Basin Open

ALAN ROSENSTEEL
1994 NIKE South Carolina Classic

JEFF ROTH
1997 NIKE Inland Empire Open

HUGH ROYER III
1994 NIKE Cleveland Open

CHARLIE RUDD
1996 NIKE Shreveport Open

DAVE SCHATZ
1991 Yuma Open

DAVE SCHREYER
1997 NIKE Greater Austin Open

MIKE SCHUCHART
1994 NIKE Cleveland Open

TOM SHAW, JR.
1994 NIKE Central Georgia Open

ALAN SHULTE
1991 Mississippi Gulf Coast Classic

MIKE SMALL
1997 NIKE TOUR Championship

IVAN SMITH
1996 NIKE Miami Valley Open

TAYLOR SMITH
1993 NIKE Wichita Open

NIKE TOUR CAREER HOLES-IN-ONE (continued)

The following players have one career NIKE TOUR hole-in-one:

BILL SPANNUTH
1992 Macon Open

TIM STRAUB
1993 NIKE Utah Classic

JEFF TAYLOR
1997 NIKE Louisiana Open

GREG TOWNE
1992 Utah Classic

PAUL TRITTLER
1992 Pensacola Open

GREG TWIGGS
1998 NIKE Ozarks Open

GUS ULRICH
1991 Cleveland Open

BRIAN WAGNER
1992 Macon Open

ROCKY WALCHER
1997 NIKE Boise Open

MIKE WEST
1993 NIKE New Mexico Charity Classic

GARRETT WILLIS
1997 NIKE Monterrey Open

JOHN WILSON
1992 Utah Classic

JEFF WOODLAND
1991 Connecticut Open

KIM YOUNG
1993 NIKE Mississippi Gulf Coast Classic

BRUCE ZABRISKI
1992 Mississippi Gulf Coast Classic

NIKE TOUR STATISTICS

HOLES-IN-ONE: By Tournament

NIKE Boise Open (3)

1992 Mike Brisky
1994 J.P. Hayes
1997 Rocky Walcher

NIKE Carolina Classic (5)

1994 Mike Sposa
1995 John Elliott
1995 Brad Lehman
1996 John Maginnes
1997 Kevin Johnson

NIKE Cleveland Open (10)

1991 Jeff Gallagher
1991 Gus Ulrich
1992 David Bishop
1993 Rob Boldt
1993 Jeff Gallagher
1994 Jerry Foltz
1994 Ricky Gonzalez
1994 Hugh Royer, III
1994 Mike Schuchart
1998 Steve Hart

NIKE Dakota Dunes Open (3)

1991 Doug Johnson
1997 Dan Bateman
1998 Robin Freeman

NIKE Dominion Open (2)

1997 Jack O'Keefe
1998 Notah Begay III

NIKE Fort Smith Classic (0)

NIKE Greater Austin Open (1)

1997 Dave Schreyer

NIKE Greensboro Open (1)

1998 Sean Murphy

NIKE Hershey Open (1)

1997 Barry Conser

NIKE Huntsville Open (0)

NIKE Knoxville Open (5)

1990 Joel Padfield
1993 Uly Grisette
1997 Joe Cioe
1997 Kent Jones
1998 Rob McKelvey

NIKE Inland Empire Open (4)

1993 Robert Hill
1996 Rob Moss
1996 Jerry Wood
1997 Jeff Roth

NIKE Lakeland Classic (2)

1998 Michael Flynn
1998 Lan Gooch

NIKE Lehigh Valley Open (1)

1998 Steve Haskins

NIKE Louisiana Open (4)

1994 R.W. Eaks
1996 R.W. Eaks
1997 Jeff Taylor
1998 Jeffrey Lankford

NIKE Miami Valley Open (6)

1993 Emlyn Aubrey
1993 Jim Kane
1996 Ivan Smith
1997 Eric Booker
1997 Rick Stallings
1998 Michael Clark

NIKE Mississippi Gulf Coast Classic (7)

1990 Charles Raulerson
1991 Alan Schulte
1992 Bruce Zabriski
1993 Kim Young
1994 Don Reese
1996 Tim Dunleavy
1997 Alan Pate

NIKE Monterrey Open (4)

1995 Robert Hill
1995 David Toms
1997 Rick Cramer
1997 Garrett Willis

NIKE Omaha Classic (1)

1997 Steve Novarro

NIKE Ozarks Open (5)

1996 John Hough
1997 Brian Kamm
1998 Greg Twiggs
1998 Eric Johnson
1998 Casey Brown

NIKE TOUR STATISTICS

HOLES-IN-ONE: By Tournament

NIKE Permian Basin Open (3)

1993 Scott Deserrano
1995 Jaxon Brigman
1997 Rick Stallings

NIKE St. Louis Golf Classic (5)

1990 Stephen Ames
1991 David Bishop
1995 Tom Pernice
1998 Jimmy Green
1998 Jay Davis

NIKE San Jose Open (1)

1995 John Dowdall

NIKE Shreveport Open (3)

1994 Larry Rentz
1996 Charlie Rudd
1997 John Inman

NIKE South Carolina Classic (6)

1991 Webb Heintzelman
1992 John Flannery
1993 Remi Bouchard
1993 Bobby Cooke
1994 Alan Rosensteel
1998 Rod Butcher

NIKE South Florida Classic (0)

NIKE TOUR Championship (2)

1993 David Duval
1997 Mike Small

NIKE Tri-Cities Open (5)

1991 Jerry Anderson
1994 Jerry Haas
1997 Rob Moss
1998 Casey Martin
1998 Rob Butcher

NIKE Upstate Classic (8)

1993 Andrew Meeks
1994 Bob Groff
1995 Sig Holcomb
1995 Barry Jaeckel
1996 Jerry Haas
1996 Jerry Wood
1997 Chris Couch
1997 Ron Philo, Jr.

NIKE Wichita Open (5)

1991 John Bizik
1991 Chris Pedicord
1993 Tommy Moore
1993 Taylor Smith
1994 Emlyn Aubrey

Tournaments No Longer Contested:

NIKE Alabama Classic (2)

1995 Derek Gilchrist
1995 Glen Hnatiuk

NIKE Bakersfield Open (1)

1993 Jim Benepe

NIKE Buffalo Open (1)

1995 E.J. Pfister

NIKE Central Georgia Open (1)

1994 Tom Shaw, Jr.

NIKE Colorado Classic (1)

1996 Barry Fabyan

NIKE Connecticut Open (1)

1991 Jeff Woodland

NIKE Ft. Wayne Open (1)

1990 Olin Browne

NIKE Laurel Creek Classic (1)

1997 Michael Clark

NIKE Macon Open (3)

1991 Skip Kendall
1992 Bill Spannuth
1992 Brian Wagner

NIKE New Mexico Charity Classic (2)

1993 Mike West
1994 Jim Lemon

NIKE Panama City Beach Classic (2)

1991 Olin Browne
1992 Eric Brito

NIKE TOUR STATISTICS

HOLES-IN-ONE: By Tournament

NIKE Pensacola Open (1)

1992 Paul Trittler

NIKE Philadelphia Classic (2)

1995 Mike Sposa

1996 Jerry Foltz

NIKE Reno Open (1)

1991 Andrew Morse

NIKE Sonoma County Open (3)

1993 Guy Boros

1995 Joe Durant

1995 Brent Geiberger

NIKE South Texas Open (2)

1990 Eric Booker

1990 Frank Connor

NIKE Texarkana Open (3)

1991 Jaime Gomez

1991 Jack Nicklaus, II

1993 David Monelongo

NIKE Utah Classic (4)

1992 Greg Towne

1992 John Wilson

1993 Tim Straub

1995 Jeff Cook

NIKE Yuma Open (3)

1991 Rob Boldt

1991 Dave Schartz

1992 Ted Lehman

NIKE TOUR FACTS AND FIGURES (1990-98)

Low 9:

1990—	29 (5-under)	Beau Baugh , Amarillo Open
	(6-under)	Roger Rowland , Mike Miles , Yuma Open; Dick Mast , Fort Wayne Open
	(7-under)	Mike Springer , JC Anderson , Dakota Dunes Open
1991—	28 (8-under)	Jeff Woodland , Dakota Dunes Open; Tom Lehman , Reno Open
1992—	29 (6-under)	John Ross , Mississippi Gulf Coast Classic; Tommy Tolles , Knoxville Open
	(7-under)	Rick Dalpos , Cleveland Open
1993—	28 (8-under)	Tommy Tolles , NIKE Utah Classic
1994—	29 (7-under)	Skip Kendall , NIKE Pensacola Classic; Bruce Vaughan , NIKE Cleveland Open; Barry Fabyan , NIKE Dominion Open
1995—	29 (7-under)	Bobby Collins , Gary Rusnak , NIKE Texarkana Open; Stan Utley , NIKE Louisiana Open; Stan Utley , NIKE Miami Valley Open
	(6-under)	Stu Ingraham , NIKE Philadelphia Classic
1996—	29 (7-under)	Joe Durant , NIKE Shreveport Open; Deane Pappas , NIKE Knoxville Open; Chad Campbell , NIKE Permian Basin Open; Matthew Lane , NIKE Colorado Classic
1997—	29 (7-under)	Brian Kamm , NIKE Monterrey Open; Mike Springer , NIKE Dominion Open; Ron Philo , NIKE Miami Valley Open; Clark Dennis , NIKE St. Louis Golf Classic; Jim Estes , NIKE Wichita Open; Matt Peterson , NIKE Omaha Classic; J.L. Lewis , NIKE Colorado Classic; Dan Pelczarski , NIKE Eoise Open; Mark Wurtz , NIKE Shreveport Open
1998—	27 (3-under)	Notah Begay III , NIKE Dominion Open; Doug Dunakey , NIKE Miami Valley Open

Low 18:

1990—	62 (9-under)	Roger Rowland , Yuma Open; Jim McGovern , Fort Wayne Open
	(10-under)	Kim Young , Dakota Dunes Open
1991—	60 (12-under)	Jeff Woodland , Dakota Dunes Open
1992—	62 (10-under)	Rick Dalpos , Cleveland Open
	(9-under)	Tommy Tolles , Knoxville Open
1993—	61 (11-under)	Sean Murphy , NIKE Central Georgia Open
1994—	61 (10-under)	Craig Kanada , NIKE Miami Valley Open; J.P. Hayes , NIKE Boise Open; Woody Austin , NIKE Boise Open
1995—	61 (11-under)	John Connelly , NIKE Ozarks Open
1996—	62 (10-under)	J.P. Hayes , NIKE Wichita Open
	(9-under)	Tom Pernice , NIKE Miami Valley Open; Matthew Lane , NIKE Colorado Classic; Stewart Cink , NIKE Boise Open
1997—	60 (11-under)	Clark Dennis , NIKE St. Louis Golf Classic
1998—	59 (13-under)	Notah Begay III , NIKE Dominion Open
	59 (11-under)	Doug Dunakey , NIKE Miami Valley Open

Low First 36:

1990—	127 (17-under)	Kim Young , Dakota Dunes Open
1991—	127 (17-under)	Eric Hoos , Wichita Charity Classic
1992—	130 (14-under)	Russell Beiersdorf , Ft. Wayne Open
	(12-under)	Tommy Tolles , Knoxville Open
1993—	128 (14-under)	Tim Conley , NIKE Knoxville Open
1994—	130 (14-under)	Keith Fergus , NIKE Panama City Beach Classic
1995—	130 (14-under)	John Connelly , NIKE Ozarks Open
1996—	129 (15-under)	Michael Christie , NIKE Colorado Classic
1997—	127 (15-under)	Trevor Dodds , NIKE Miami Valley Open
	129 (15-under)	Joe Daley , NIKE Louisiana Open
1998—	127 (17-under)	Emlyn Aubrey , NIKE Wichita Open

Low 54 (first three rounds only):

1990—	197 (16-under)	Dick Mast , Fort Wayne Open
	(17-under)	Kim Young , Dakota Dunes Open
1991—	196 (20-under)	Jeff Woodland , Dakota Dunes Open
	196 (17-under)	P.H. Horgan III , Yuma Open

NIKE TOUR FACTS AND FIGURES (1990-98)

Low 54 (first three rounds only) cont.:

1992—	197 (19-under)	Perry Moss , Texarkana Open
1993—	194 (19-under)	Tim Conley , NIKE Knoxville Open
1994—	199 (17-under)	Mike Brisky , NIKE Texarkana Open; Omar Uresti , NIKE Shreveport Open
1995—	197 (17-under)	Jeff Barlow , NIKE Central Georgia Open; E.J. Pfister , NIKE Wichita Open
1996—	198 (18-under)	Sean Murphy , NIKE Louisiana Open
1997—	192 (21-under)	Chris Smith , NIKE Omaha Classic
1998—	195 (15-under)	Doug Dunakey , NIKE Miami Valley Open; Mark Hensby , NIKE Ft. Smith Classic

Low 72:

1992—	272 (16-under)	Rick Dalpos , Pensacola Open; John Flannery , South Carolina Classic
1993—	261 (23-under)	Tim Conley , NIKE Knoxville Open
1994—	266 (22-under)	Mike Brisky , NIKE Texarkana Open
	266 (18-under)	Tommy Armour III , NIKE Miami Valley Open
1995—	266 (22-under)	Michael Christie , NIKE Carolina Classic
1996—	265 (23-under)	Michael Christie , NIKE Greater Greenville Classic
1997—	258 (26-under)	Chris Smith , NIKE Omaha Classic
1998—	260 (20-under)	Mark Hensby , NIKE Ft. Smith Classic

Highest Winning Score:

1990—	215 (1-under)	Brandel Chamblee , New England Classic
1991—	219 (3-over)	Roger Salazar , South Texas Open
1992—	213 (3-under)	Steve Lowery , Tulsa Open (54 holes)
	277 (11-under)	John Flannery , Quicksilver Open (72 holes)
1993—	208 (8-under)	Mike Schuchart , NIKE Panama City Beach Classic
	287 (1-under)	Doug Martin , NIKE South Texas Open
1994—	279 (9-under)	Brad Fabel , NIKE Gateway Classic
	277 (7-under)	Mike Schuchart , NIKE TOUR Championship
1995—	283 (1-under)	Allen Doyle , NIKE TOUR Championship
1996—	273 (7-under)	Brett Quigley , NIKE Philadelphia Classic
	281 (7-under)	Stewart Cink , NIKE TOUR Championship
1997—	284 (4-under)	Dan Bateman , NIKE Carolina Classic
1998—	280 (8-under)	Michael Allen , NIKE Greater Austin Open; Vance Veazey , NIKE Shreveport Open; Gene Sauers , NIKE South Carolina Classic

Largest Winning Margin:

1990—	3 strokes	Dick Mast , Fort Wayne Open
1991—	5 strokes	Gary McCord , Gateway Open; Ricky Smallridge , Elizabethtown Open
1992—	7 strokes	Jon Christian , Connecticut Open
1993—	7 strokes	Tim Conley , NIKE Knoxville Open
1994—	7 strokes	Mike Brisky , NIKE Texarkana Open
1995—	5 strokes	Bill Murchison , NIKE Tallahassee Open
1996—	6 strokes	Phil Tataurangi , NIKE Tri-Cities Open
1997—	11 strokes	Chris Smith , NIKE Omaha Classic
1998—	5 strokes	John Wilson , NIKE Louisiana Open

Low Start by a Winner:

1990—	62 (10-under)	Kim Young , Dakota Dunes Open
1991—	61 (11-under)	Eric Hoos , Wichita Charity Classic
1992—	64 (8-under)	Sean Murphy , Louisiana Open; Brian Henninger , Macon Open; Russell Beiersdorf , Greater Greenville Classic, Ft. Wayne Open
1993—	62 (10-under)	David Duval , NIKE Wichita Open
1994—	65 (7-under)	Skip Kendall , NIKE Inland Empire Open; Omar Uresti , NIKE Shreveport Open; Skip Kendall , NIKE Carolina Classic
1995—	64 (7-under)	Clarence Rose , NIKE Pensacola Classic; Brad Fabel , NIKE Shreveport Open

NIKE TOUR FACTS AND FIGURES (1990-98)

High Start by a Winner (cont.):

1996—	64 (7-under)	J.P. Hayes , NIKE Tri-Cities Open
	64 (6-under)	Brett Quigley , NIKE Philadelphia Classic
	66 (6-under)	Greg Twiggs , NIKE Cleveland Open; Stewart Cink , NIKE TOUR Championship
1997—	62 (10-under)	Joe Daley , NIKE Louisiana Open
1998—	62 (10-under)	John Maginnes , NIKE Dakota Dunes Open

High Start by a Winner:

1990—	74 (2-over)	Brad Bell , South Texas Open
1991—	75 (3-over)	Frank Conner , Tulsa Open
1992—	73 (1-over)	Greg Bruckner , New England Classic
1993—	74 (2-over)	Sonny Skinner , NIKE Shreveport Open
1994—	74 (2-over)	Pat Bates , NIKE Dakota Dunes Open
1995—	72 (even)	Bill Murchison , NIKE Tallahassee Open; Matt Peterson , NIKE Central Georgia Open; Karl Zoller , NIKE Cleveland Open; Allen Doyle , NIKE TOUR Championship
	71 (even)	Stan Utley , NIKE Miami Valley Open
1996—	73 (1-over)	Tim Loustalot , NIKE Shreveport Open
1997—	71 (1-under)	Jeff Brehaut , NIKE Mississippi Gulf Coast Classic
	71 (even)	Pat Bates , NIKE Colorado Classic
1998—	76 (4-over)	Vance Veazey , NIKE Shreveport Open

Low Finish by a Winner:

1990—	63 (9-under)	Jim McGovern , Lake City Classic
1991—	60 (12-under)	Jeff Woodland , Dakota Dunes Open
1992—	63 (8-under)	Brian Henninger , Knoxville Open
1993—	64 (7-under)	Tommy Moore , NIKE Boise Open
1994—	64 (7-under)	Keith Fergus , NIKE Boise Open
1995—	62 (10-under)	Stan Utley , NIKE Louisiana Open
1996—	63 (9-under)	Michael Christie , NIKE Greater Greenville Classic
1997—	64 (7-under)	Todd Gleaton , NIKE St. Louis Golf Classic
1998—	63 (7-under)	Chris Starkjohann , NIKE St. Louis Golf Classic

High Finish by a Winner:

1990—	75 (3-over)	Dicky Thompson , Baton Rouge Open
1991—	79 (7-over)	Roger Salazar , South Texas Open
1992—	73 (1-over)	Brian Henninger , South Texas Open; Steve Lowery , Tulsa Open
1993—	71 (1-under)	Doug Martin , NIKE South Texas Open; Sean Murphy , NIKE Central Georgia Open; Dave Stockton, Jr. , NIKE Connecticut Open
1994—	73 (2-over)	Mike Schuchart , NIKE TOUR Championship
1995—	71 (1-under)	Allen Doyle , NIKE TOUR Championship
1996—	74 (2-over)	P.J. Cowan , NIKE Tallahassee Open
1997—	73 (1-over)	Mark Wurtz , NIKE Shreveport Open; Steve Flesch , NIKE TOUR Championship
1998—	76 (4-over)	Michael Allen , NIKE Greater Austin Open

Low Final 36 Holes:

1990—	133 (11-under)	Jim McGovern , Lake City Classic
1991—	129 (13-under)	P.H. Horgan III , Yuma Open
1992—	129 (12-under)	Jon Christian , Connecticut Open
1993—	130 (12-under)	Ron Streck , NIKE Yuma Open; Dave Stockton, Jr. , NIKE Hawkeye Open
1994—	132 (12-under)	Skip Kendall , NIKE Inland Empire Open; Barry Fabyan , NIKE Dominion Open
	131 (11-under)	Tommy Armour III , NIKE Miami Valley Open
1995—	128 (16-under)	Stan Utley , NIKE Louisiana Open
1996—	130 (14-under)	Craig Kanada , NIKE Wichita Open; Michael Christie , NIKE Utah Classic
1997—	129 (15-under)	Harrison Frazar , NIKE Permian Basin Open
	128 (14-under)	Todd Gleaton , Clark Dennis , NIKE St. Louis Golf Classic
1998—	127 (13-under)	Chris Starkjohann , NIKE St. Louis Golf Classic; Mark Hensby , NIKE Ft. Smith Classic

NIKE TOUR FACTS AND FIGURES (1990-98)

Low Back-to-Back Rounds:

1990—	62-65—127 (17-under)	Kim Young , Dakota Dunes Open
1991—	61-66—127 (17-under)	Eric Hoos , Wichita Charity Classic
1992—	63-69—129 (12-under)	Jon Christian , Connecticut Open
1993—	65-63—128 (14-under)	Tim Conley , NIKE Knoxville Open
1994—	66-64—130 (14-under)	Keith Fergus , NIKE Panama City Beach Classic
1995—	66-62—128 (16-under)	Stan Utley , NIKE Louisiana Open
	62-66—128 (14-under)	Stan Utley , NIKE Miami Valley Open
1996—	64-63—127 (17-under)	Sean Murphy , NIKE Louisiana Open
1997—	63-64—127 (15-under)	Trevor Dodds , NIKE Miami Valley Open
	64-65—129 (15-under)	Harrison Frazar , NIKE Permian Basin Open
1998—	59-67—126 (14-under)	Doug Dunakey , NIKE Miami Valley Open

Largest 18-hole Lead:

1990—	3 strokes	Kim Young , Dakota Dunes Open
1991—	3 strokes	Jeff Coston , Shreveport Open; Eric Hoos , Wichita Charity Classic
1992—	3 strokes	Rick Dalpos , Panama City Beach Classic
1993—	4 strokes	Michael Weeks , NIKE Central Georgia Open
1994—	6 strokes	Ron Philo , NIKE Pensacola Classic
1995—	2 strokes	Ryan Howison , NIKE Inland Empire Open; Rafael Alarcon , NIKE Monterrey Open; Mike Sposa , NIKE Wichita Open; John Connelly , NIKE Ozarks Open; Tim Simpson , NIKE Tri-Cities Open
1996—	3 strokes	Sam Randolph , NIKE Ozarks Open
1997—	4 strokes	Pat Bates , NIKE Cleveland Open
1998—	3 strokes	John Maginnes , NIKE Dakota Dunes Open

Largest 36-hole Lead:

1990—	4 strokes	Ricky Smallridge , Boise Open
1991—	5 strokes	Tom Lehman , Reno Open
1992—	5 strokes	John Flannery , South Carolina Classic
1993—	4 strokes	Tim Conley , NIKE Knoxville Open
1994—	4 strokes	Keith Fergus , NIKE Panama City Beach Classic
1995—	3 strokes	Lee Porter , NIKE Cleveland Open
1996—	6 strokes	Joe Durant , NIKE Shreveport Open
1997—	3 strokes	Trevor Dodds , NIKE Miami Valley Open; Chris Smith , NIKE Omaha Classic; Brian Kamm , NIKE Ozarks Open; Steve Flesch , NIKE TOUR Championship
1998—	5 strokes	Emlyn Aubrey , NIKE Wichita Open

Largest 54-hole Lead:

1992—	6 strokes	John Flannery , South Carolina Classic
1993—	5 strokes	Tim Conley , NIKE Knoxville Open
1994—	4 strokes	Omar Uresti , NIKE Shreveport Open
1995—	5 strokes	Keith Fergus , NIKE Louisiana Open; Jeff Barlow , NIKE Central Georgia Open
1996—	3 strokes	Steve Rintoul , NIKE Monterrey; Stewart Cink , NIKE TOUR Championship
1997—	5 strokes	Chris Smith , NIKE Upstate Classic and NIKE Omaha Classic
1998—	5 strokes	John Wilson , NIKE Louisiana Open

Best Come-From-Behind:

1990—	5 strokes	Brad Bell , South Texas Open
1991—	10 strokes	John Flannery , Reno Open
1992—	7 strokes	Brian Henninger , Knoxville Open
1993—	5 strokes	Olin Browne , NIKE Monterrey Open; Doug Martin , NIKE South Texas Open; Sonny Skinner , NIKE Shreveport Open
1994—	4 strokes	Pat Bates , NIKE Dakota Dunes Open; Keith Fergus , NIKE Boise Open
1995—	8 strokes	Stan Utley , NIKE Louisiana Open
1996—	5 strokes	Jimmy Green , NIKE Buffalo Open
1997—	5 strokes	Mike Small , NIKE Cleveland Open
1998—	7 strokes	Matt Gogel , NIKE Tri-Cities Open

NIKE TOUR FACTS AND FIGURES (1990-98)

Low 36-hole Cut:

1990—	138 (6-under)	Dakota Dunes Open
1991—	137 (7-under)	Dakota Dunes Open
1992—	140 (4-under)	Lousiana Open, Ft. Wayne Open
1993—	138 (4-under)	NIKE Knoxville Open, NIKE Dominion Open
	140 (4-under)	NIKE Wichita Open, NIKE Texarkana Open
1994—	140 (4-under)	NIKE Wichita Open
1995—	140 (4-under)	NIKE Louisiana Open
1996—	140 (4-under)	NIKE Omaha Classic
1997—	138 (4-under)	NIKE St. Louis Golf Classic
	140 (4-under)	NIKE Upstate Classic
1998—	138 (2-under)	NIKE St. Louis Golf Classic, NIKE Ft. Smith Classic

High 36-hole Cut:

1990—	153 (9-over)	New England Classic
1991—	154 (10-over)	South Texas Open
1992—	148 (4-over)	New England Classic, Tulsa Open
1993—	148 (4-over)	NIKE Mississippi Gulf Coast Classic
1994—	148 (4-over)	NIKE Sonoma County Open
1995—	148 (4-over)	NIKE Tallahassee Open
1996—	147 (3-over)	NIKE Dakota Dunes Open
1997—	145 (3-over)	NIKE Hershey Open, NIKE Tri-Cities Open
1998—	150 (6-over)	NIKE Louisiana Open

Fewest to Make the Cut:

1990—	50 players	Baton Rouge Open, Buffalo Open
1991—	50 players	Quicksilver Open, Ft. Wayne Open, Wichita Charity Classic, Dakota Dunes Open, Boise Open
1992—	50 players	Shreveport Open, Boise Open
1993—	50 players	NIKE South Texas Open, NIKE Sonoma County Open, NIKE Bakersfield Open
1994—	55 players	NIKE Carolina Classic, NIKE Texarkana Open, NIKE New Mexico Charity Classic
1995—	55 players	NIKE Louisiana Open, NIKE Utah Classic
1996—	55 players	NIKE South Carolina Classic, NIKE Tri-Cities Open, NIKE Olympia Open
1997—	55 players	NIKE Miami Valley Open, NIKE Laurel Creek Classic, NIKE Colorado Classic
1998—	55 players	NIKE Cleveland Open, NIKE Hershey Open, NIKE Ft. Smith Classic

Most to Make the Cut:

1990—	69 players	Deer Creek Open
1991—	63 players	Cleveland Open
1992—	64 players	Utah Classic
1993—	67 players	NIKE Yuma Open
1994—	70 players	NIKE Shreveport Open
1995—	75 players	NIKE Pensacola Classic
1996—	69 players	NIKE Mississippi Gulf Coast Classic
1997—	73 players	NIKE Dakota Dunes Open
1998—	68 players	NIKE Louisiana Open, NIKE Ozarks Open

Most Consecutive Birdies:

1990—	6	Scott Bess , Dakota Dunes Open
1991—	6	Bruce Zabriski , Panama City Beach Classic; Jerry Foltz , Wichita Charity Classic; Montie Watson , Wichita Charity Classic; Greg Kraft , Dakota Dunes Open; Tim Loutstalot , Dakota Dunes Open
1992—	6	Franklin Langham , Macon Open; Mark Trauner , Macon Open
1993—	5	By 16 players
1994—	9	Omar Uresti , NIKE Shreveport Open

NIKE TOUR FACTS AND FIGURES (1990-98)

Most Consecutive Birdies (cont.):

- 1995— 6 **Karl Zoller**, NIKE Cleveland Open; **Chris Smith**, NIKE Buffalo Open; **Brent Geiberger**, NIKE Tri-Cities Open
 1996— 7 **Joe Durant**, NIKE Shreveport Open
 1997— 6 **Terry Price**, NIKE Knoxville Open; **Curt Byrum**, NIKE Miami Valley Open; **Carl Paulson**, NIKE Ozarks Open; **Tim Loustalot**, NIKE Dakota Dunes Open
 1998— 6 **Tom Shaw, Jr.**, NIKE Lakeland Classic

Best Birdie/Eagle Streak:

- 1990— **Kelly Gibson**, Elizabethtown Open (E,B,B,B,B)
 1991— **Tom Lehman**, Reno Open (B,E,B,E,B,B)
 1992— **Fred Wadsworth**, Yuma Open (E,B,B,B,B); **Fred Wadsworth**, Macon Open (B,B,B,E,B)
Rick Dalpos, Cleveland Open (B,B,E,B,B)
 1993— **Tommy Tolles**, NIKE Utah Classic (B,B,B,E,B,B,B)
 1994— **Bill Murchison**, NIKE Central Georgia Open (E,B,B,B,B); **Charlie Rymer**, NIKE Central Georgia Open (E,B,B,B,B)
 1995— **Robert Wrenn**, NIKE Cleveland Open (E,B,B,B,B); **Robert Wrenn**, NIKE Utah Classic (B,B,B,E,B)
 1996— **Dan Bateman**, NIKE Utah Classic (B,B,B,B,E,B,B,B)
 1997— **Greg Twiggs**, NIKE Lakeland Classic (B,B,E,B); **Chris DiMarco**, NIKE Monterrey Open (B,E,E); **Harry Rudolph**, NIKE Monterrey Open (E,B,E); **Pat Bates**, NIKE South Carolina Classic (B,B,E,B); **Dick Mast**, NIKE South Carolina Classic (E,B,B,B); **Trevor Dodds**, NIKE Miami Valley Open (E,B,B,B); **Ron Philo, Jr.**, NIKE Miami Valley Open (B,B,B,E); **Pat Bates**, NIKE Cleveland Open (B,B,E,B); **Rob Moss**, NIKE Tri-Cities Open (B,B,B,E)
 1998— **Jimmy Green**, NIKE Carolina Classic (E,B,B,B,B,B); **Notah Begay III**, NIKE Dominion Open (B,B,E,B,E)

Double Eagles:

- 1990— none
 1991— **Greg Peterson**, Bakersfield Open; **Kel Devlin**, Dakota Dunes Open
 1992— **R.W. Eaks**, Louisiana Open; **Croy Cochran**, Pensacola Open
 1993— **Taylor Smith**, NIKE New England Classic; **Sam Randolph**, NIKE White Rose Classic; **Rocky Walcher**, NIKE Mississippi Gulf Coast Classic
 1994— **Mike Brisky**, NIKE Panama City Beach Classic; **Ron Philo**, NIKE Alabama Classic; **Lance Ten Broeck**, NIKE South Carolina Classic; **Greg Whisman**, NIKE New Mexico Charity Classic
 1995— none
 1996— **Dustin Phillips**, NIKE Inland Empire Open; **Rick Cramer**, NIKE Shreveport Open; **Pat Bates**, NIKE Gateway Classic
 1997— none
 1998— **Steve Brodie**, NIKE Cleveland Open; **Joe Ogilvie**, NIKE Greensboro Open

Back-to-Back Eagles:

- 1990— none
 1991— none
 1992— **Joey Rassett**, South Carolina Classic; **Russell Beiersdorf**, Bakersfield Open
 1993— **Chris DiMarco**, NIKE Monterrey Open
 1994— **Sebastin Fernandez**, NIKE Cleveland Open; **Gary Webb**, NIKE Ozarks Open
 1995— **Tom Pernice**, NIKE Ozarks Open; **Martin Davis**, NIKE Sonoma County Open
 1996— none
 1997— **Chris DiMarco**, **Pat Bates**, NIKE Monterrey Open
 1998— **Orist Wells**, NIKE Lehigh Valley Open; **Arden Knoll**, NIKE Ozarks Open; **David Kirkpatrick**, NIKE Ft. Smith Classic

Three Eagles, Same Round:

- 1990— none
 1991— **Tom Lehman**, Reno Open
 1992— none
 1993— none
 1994— none

NIKE TOUR FACTS AND FIGURES (1990-98)

Three Eagles, Same Round (cont.):

1995—	none
1996—	none
1997—	David Jackson , NIKE Inland Empire Open; Harry Rudolph , NIKE Monterrey Open
1998—	none

Most Consecutive Events in the Money (at conclusion of season):

1992—	18	Tom Garner
1993—	21	Bob May
1994—	26	Chris Perry
1995—	27	Chris Perry
1996—	31	Chris Perry
1997—	31	Chris Perry
1998—	31	Chris Perry (streak current at beginning of 1999 season)

Multiple Winners:

1990—	3 wins	Dick Mast , Mississippi Gulf Coast Classic, Pensacola Open, Fort Wayne Open; Jim McGovern , Lake City Classic, New Haven Open, Texarkana Open; Mike Springer , Bakersfield Open, Reno Open, El Paso Open.
	2 wins	Jeff Maggert , Knoxville Open, Buffalo Open; Dicky Thompson , Baton Rouge Open, Elizabethtown Open; Ed Humenik , Macon Open, Santa Rosa Open.
1991—	3 wins	Tom Lehman , Mississippi Gulf Coast Classic, South Carolina Classic, Santa Rosa Open
	2 wins	P.H. Horgan III , Yuma Open, Macon Open; Olin Browne , Bakersfield Open, Hawkeye Open; Frank Conner , Knoxville Open, Tulsa Open
1992—	3 wins	Brian Henninger , South Texas Open, Macon Open, Knoxville Open; John Flannery , South Carolina Classic, Quicksilver Open, Sonoma County Open
	2 wins	Russell Beiersdorf , Greater Greenville Classic, Ft. Wayne Open; Jeff Woodland , Wichita Classic, Utah Classic
1993—	4 wins	Sean Murphy , NIKE Central Georgia Open, NIKE Greater Greenville Classic, NIKE Utah Classic, NIKE Sonoma County Classic
	2 wins	Dave Stockton, Jr. , NIKE Central Georgia Open, NIKE Hawkeye Open; Hugh Royer III , NIKE South Carolina Classic, NIKE Texarkana Open; David Duval , NIKE Wichita Open, NIKE TOUR Championship
1994—	3 wins	Jerry Haas , NIKE Ozarks Open, NIKE Tri-Cities Open, NIKE Sonoma County Open
	2 wins	Scott Gump , NIKE Monterrey Open, NIKE Greater Greenville Classic; Skip Kendall , NIKE Inland Empire Open, NIKE Carolina Classic; Tommy Armour III , NIKE Miami Valley Open, NIKE Cleveland Open; Bruce Vaughan , NIKE Pensacola Classic, NIKE Permian Basin Open; Keith Fergus , NIKE Panama City Beach Classic, NIKE Boise Open
1995—	3 wins	Allen Doyle , NIKE Mississippi Gulf Coast Classic, NIKE Texarkana Open, NIKE TOUR Championship
	2 wins	Stan Utley , NIKE Louisiana Open, NIKE Miami Valley Open; Jerry Kelly , NIKE Alabama Classic, NIKE Buffalo Open; David Toms , NIKE Greater Greenville Classic, NIKE Wichita Open; Chris Smith , NIKE Gateway Classic, NIKE Dakota Dunes Open; Hugh Royer III , NIKE Dominion Open, NIKE Permian Basin Open; Stuart Appleby , NIKE Monterrey Open, NIKE Sonoma County Open
1996—	3 wins	Michael Christie , NIKE Greater Greenville Classic, NIKE Permian Basin Open, NIKE Utah Classic; Stewart Cink , NIKE Ozarks Open, NIKE Colorado Classic, NIKE TOUR Championship
1997—	3 wins	Chris Smith , NIKE Upstate Classic, NIKE Dakota Dunes Open, NIKE Omaha Classic
	2 wins	Mike Small , NIKE Monterrey Open, NIKE Cleveland Open; Todd Gleaton , NIKE St. Louis Golf Classic, NIKE Tri-Cities Open
1998—	2 wins	Joe Ogilvie , NIKE Monterrey Open, NIKE Greensboro Open; Matt Gogel , NIKE Omaha Classic, NIKE Tri-Cities Open; Robin Freeman , NIKE Knoxville Open, NIKE San Jose Open; Charles Raulerson , NIKE Oregon Classic, NIKE Inland Empire Open; Bob Burns , NIKE Dominion Open, NIKE TOUR Championship.

NIKE TOUR FACTS AND FIGURES (1990-98)

Wire-to-Wire Winners (no ties):

1990—**Kim Young**, Dakota Dunes Open; **Tom Lehman**, Reflection Ridge Open.

1991—**Jeff Gallagher**, Cleveland Open; **Eric Hoos**, Wichita Charity Classic; **P.H. Horgan III**, Macon Open

1992—**Tom Garner**, Bakersfield Open

1993—none

1994—**Skip Kendall**, NIKE Inland Empire Open; **Keith Fergus**, NIKE Panama City Beach Classic; **Mike Brisky**, NIKE Texarkana Open

1995—**Brad Fabel**, NIKE Shreveport Open (36 holes)

1996—none

1997—**Joe Daley**, NIKE Louisiana Open (54 holes); **Trevor Dodds**, NIKE Miami Valley Open

1998—**Michael Clark**, NIKE Hershey Open; **John Maginnes**, NIKE Dakota Dunes Open

ALL-TIME NIKE TOUR WINNERS

NAME	EVENT (COURSE)	SCORE	\$\$\$
A...			
Allen, Michael	1998 NIKE Greater Austin Open (The Hills CC)	280	\$40,500
Ames, Stephen	1991 Pensacola Open (Marcus Pointe CC)	204 #	\$20,000
Anderson, Jerry	1991 Texarkana Open (Texarkana CC)	201 #	\$25,000
Appleby, Stuart (2)	1995 NIKE Monterrey Open (Club Campestre)	273	\$40,500
	1995 NIKE Sonoma County Open (Windsor GC)	269	\$36,000
Armour, Tommy III (2)	1994 NIKE Miami Valley Open (Heatherwoode GC)	266	\$36,000
	1994 NIKE Cleveland Open (Quail Hollow Resort/Devlin Course)	275	\$36,000
Aubrey, Emlyn (2)	1993 NIKE Miami Valley Open (Heatherwood GC)	202 #	\$31,500
	1998 NIKE Wichita Open (Willowbend GC)	265	\$40,500
B...			
Bateman, Brian	1998 NIKE Carolina Classic (Raleigh CC)	266	\$40,500
Bateman, Dan	1997 NIKE Carolina Classic (Prestonwood CC)	284	\$36,000
Bates, Ben	1997 NIKE Wichita Open (Willowbend GC)	269	\$36,000
Bates, Pat (2)	1994 NIKE Dakota Dunes Open (Dakota Dunes CC)	276	\$36,000
	1997 NIKE Colorado Classic (Riverdale GC-Dunes Course)	267	\$36,000
Bell, Brad	1990 South Texas Open (NorthShore CC)	210 #	\$20,000
Beiersdorf, Russell (3)	1991 Boise Open (Hillcrest CC)	202 #	\$25,000
	1992 Greenville Classic (Verdae Greens GC)	133 *	\$30,000
	1992 Ft. Wayne Open (Briarwood GC)	200 #	\$25,000
Berganio, David Jr.	1996 NIKE Monterrey Open (Club Campestre)	272	\$36,000
Booker, Eric (2)	1997 NIKE Greater Austin Open (Hills CC)	140 *	\$36,000
	1998 NIKE Lehigh Valley Open (Center Valley Club)	271	\$40,500
Bowden, Craig	1998 NIKE Miami Valley Open	264	\$40,500
Brehaut, Jeff (2)	1995 NIKE Inland Empire Open (Moreno Valley GC)	204 *	\$36,000
	1997 NIKE Mississippi Gulf Coast Classic (MS National GC)	275	\$36,000
Brisky, Mike	1994 NIKE Texarkana Open (Texarkana CC)	266	\$36,000
Browne, Olin (4)	1991 Bakersfield Open (Bakersfield CC)	207 #	\$20,000
	1991 Hawkeye Open (Finkbine GC)	199 #	\$25,000
	1993 NIKE Monterrey Open (Club Campestre)	276	\$36,000
	1996 NIKE Dominion Open (The Dominion Club)	276	\$36,000
Bruckner, Greg	1992 New England Classic (Woodlands Club)	208 #	\$25,000
Burns, Bob (2)	1998 NIKE Dominion Open (The Dominion Club)	274	\$40,500
	1998 NIKE TOUR Championship (Magnolia Grove)	283	\$63,000
Byrum, Curt	1993 NIKE White Rose Classic (Honey Run G&CC)	270	\$36,000
C...			
Carnevale, Mark	1997 NIKE Inland Empire Open (Moreno Valley Ranch GC)	274	\$36,000
Carter, Jim	1994 NIKE New Mexico Charity Classic (University of New Mexico Championship Course)	272	\$31,500
Chamblee, Brandel	1990 New England Classic (Woodlands GC)	215 #	\$20,000
Cheesman, Barry (2)	1990 Quail Hollow Open (Quail Hollow GC)	207 #	\$20,000
	1997 NIKE Hershey Open (CC of Hershey)	278	\$36,000
Christian, Jon	1992 Connecticut Open (Yale GC)	198 #	\$25,000
Christie, Michael (4)	1995 NIKE Carolina Classic (Prestonwood CC)	266	\$36,000
	1996 NIKE Greater Greenville Classic (Verdae Greens GC)	263	\$36,000
	1996 NIKE Permian Basin Open (Club at Mission Dorado)	270	\$36,000
	1996 NIKE Utah Classic (Riverside CC)	196 #	\$36,000
Cink, Stewart (3)	1996 NIKE Ozarks Open (Highland Springs CC)	272	\$36,000
	1996 NIKE Colorado Classic (Riverdale GC-Dunes Course)	268	\$36,000
	1996 NIKE TOUR Championship (Settindown Creek GC)	281	\$45,000
Clark, Michael (2)	1996 NIKE Olympia Open (Indian Summer G&CC)	273	\$36,000
	1998 NIKE Hershey Open (CC of Hershey)	273	\$40,500
Clements, Lennie	1992 Greater Ozarks Open (Highland Springs CC)	205 #	\$30,000
Conley, Tim (2)	1993 NIKE Knoxville Open (Willow Creek GC)	261	\$31,500
	1996 NIKE Gateway Classic (Lake Forest G&CC)	278	\$36,000
Conner, Frank (2)	1991 Knoxville Open (Willow Creek GC)	198 #	\$20,000
	1991 Tulsa Open (Golf Club of Oklahoma)	210 #	\$25,000
Cook, Jeff	1990 Greater Ozarks Open (Highland Springs CC)	207 #	\$20,000

Key: # = scheduled 54-hole event * = weather-shortened event & = 52 holes @ = 68 holes

ALL-TIME NIKE TOUR WINNERS (continued)

NAME	EVENT (COURSE)	SCORE	\$\$\$
Coston, Jeff	1991 Shreveport Open (Southern Trace CC)	210 #	\$25,000
Cowan, P.J.	1996 NIKE Tallahassee Open (Golden Eagle CC)	279	\$36,000
Cramer, Rick	1996 NIKE Wichita Open (Reflection Ridge GC)	269	\$36,000
D...			
Daley, Joe	1997 NIKE Louisiana Open (Le Triomphe CC)	198 *	\$54,000
Dalpos, Rick (2)	1991 Greater Ozarks Open (Highland Springs CC)	201 #	\$25,000
	1992 Pensacola Open (Marcus Pointe GC)	272	\$25,000
Daly, John	1990 Utah Classic (Riverside CC)	203 #	\$20,000
Dennis, Clark	1993 NIKE Bakersfield Open (Seven Oaks CC)	202 #	\$27,000
DiMarco, Chris	1997 NIKE Ozarks Open (Highland Springs CC)	204 *	\$36,000
Dodds, Trevor (2)	1990 Deer Creek Open (Deer Creek GC)	206 #	\$20,000
	1997 NIKE Miami Valley Open (Heatherwoode GC)	262	\$36,000
Dowdall, John	1992 Hawkeye Open (Finkbine GC)	134 *	\$25,000
Doyle, Allen (3)	1995 NIKE Mississippi Gulf Coast Classic (Windance G&CC)	273	\$36,000
	1995 NIKE Texarkana Open (Texarkana CC)	269	\$36,000
	1995 NIKE TOUR Championship (Settindown Creek GC)	283	\$45,000
Dunakey, Doug	1998 NIKE Cleveland Open (Quail Hollow Resort)	270	\$40,500
Durant, Joe	1996 NIKE Mississippi Gulf Coast Classic (MS National GC)	273	\$36,000
Duval, David (2)	1993 NIKE Wichita Open (Reflection Ridge GC)	271	\$27,000
	1993 NIKE TOUR Championship (Pumpkin Ridge GC)	277	\$36,000
E...			
Eaks, R.W. (3)	1990 Quicksilver Open (Quicksilver GC)	212 #	\$30,000
	1993 NIKE Louisiana Open (Le Triomphe CC)	273	\$27,000
	1997 NIKE San Jose Open (Almaden CC)	272	\$36,000
Elliott, John (2)	1994 NIKE Mississippi Gulf Coast Classic (Windance G&CC)	276	\$31,500
	1997 NIKE Alabama Classic (Cherokee Ridge CC)	204 *	\$36,000
Estes, Jim	1996 NIKE Inland Empire Open (Moreno Valley Ranch GC)	272	\$36,000
F...			
Fabel, Brad (2)	1994 NIKE Gateway Classic (Lake Forest G&CC)	279	\$36,000
	1995 NIKE Shreveport Open (Southern Trace CC)	131 *	\$36,000
Fergus, Keith (2)	1994 NIKE Panama City Beach Classic (The Hombre)	202 #	\$31,500
	1994 NIKE Boise Open (Hillcrest CC)	198 #	\$36,000
Flannery, John (4)	1991 Reno Open (Northgate GC)	211 #	\$20,000
	1992 South Carolina Classic (CC of South Carolina)	272	\$30,000
	1992 Quicksilver Open (Quicksilver GC)	277	\$50,000
	1992 Sonoma County Open (Windsor GC)	199 #	\$25,000
Flesch, Steve	1997 NIKE TOUR Championship (Robert Trent Jones Golf Trail-Grand National's Lake Course)	278	\$54,000
Foltz, Jerry	1995 NIKE South Carolina Classic (CC of South Carolina)	270	\$36,000
Franco, Angel	1993 NIKE Dominion Open (The Dominion Club)	272	\$31,500
Frazar, Harrison	1997 NIKE South Carolina Classic (CC of South Carolina)	271	\$36,000
Freeman, Robin (2)	1998 NIKE Knoxville Open (Three Ridges GC)	270	\$40,500
	1998 NIKE San Jose Open (Almaden CC)	272	\$40,500
Friend, Bob	1991 Ft. Wayne Open (Orchard Ridge CC)	201 #	\$20,000
Furyk, Jim	1993 NIKE Mississippi Gulf Coast Classic (Windance G&CC)	206 #	\$27,000
G...			
Gallagher, Jeff	1991 Cleveland Open (Quail Hollow GC)	201 #	\$25,000
Gardner, Buddy	1990 Panama City Beach Classic (Hombre GC)	209 #	\$20,000
Garner, Tom (2)	1990 Central NY Classic (Seven Oaks GC)	207 #	\$20,000
	1992 Bakersfield Open (Seven Oaks CC)	205 #	\$30,000
Gibson, Kelly	1991 Tri-Cities Open (Meadow Springs CC)	205 #	\$25,000
Gleaton, Todd (2)	1997 NIKE St. Louis Golf Classic (Missouri Bluffs GC)	261	\$36,000
	1997 NIKE Tri-Cities Open (Meadow Springs CC)	283	\$36,000
Gomez, Jaime	1992 Boise Open (Hillcrest CC)	202 #	\$30,000
Gogel, Matt (4)	1996 NIKE Boise Open (Hillcrest CC)	270	\$36,000
	1997 NIKE Laurel Creek Classic (Laurel Creek CC)	269	\$36,000

Key: # = scheduled 54-hole event * = weather-shortened event & = 52 holes @ = 68 holes

ALL-TIME NIKE TOUR WINNERS (continued)

NAME	EVENT (COURSE)	SCORE	\$\$\$
	1998 NIKE Omaha Classic (The Champions Club)	271	\$45,000
	1998 NIKE Tri-Cities Open (Meadow Springs CC)	276	\$40,500
Gove, Jeff	1995 NIKE Tri-Cities Open (Meadow Springs CC)	202 #	\$36,000
Gow, Paul	1997 NIKE Permian Basin Open (Club at Mission Dorado)	267	\$36,000
Goydos, Paul	1992 Yuma Open (Desert Springs GC)	201 #	\$25,000
Green, Jimmy	1996 NIKE Buffalo Open (Brierwood CC)	276	\$36,000
Gump, Scott (2)	1994 NIKE Monterrey Open (Club Campestre)	269	\$36,000
	1994 NIKE Greater Greenville Classic (Verdae Greens GC)	272	\$31,500
H...			
Haas, Jerry (3)	1994 NIKE Ozarks Open (Highland Springs CC)	272	\$36,000
	1994 NIKE Tri-Cities Open (Meadow Springs CC)	203 #	\$31,500
	1994 NIKE Sonoma County Open (Windsor GC)	277	\$31,500
Haskins, Steve	1991 New England Classic (Woodlands Club)	207 #	\$20,000
Hayes, J.P.	1996 NIKE Miami Valley Open (Heatherwoode CC)	265	\$36,000
Henninger, Brian (3)	1992 South Texas Open (NorthShore GC)	208 #	\$25,000
	1992 Macon Open (River North CC)	205 #	\$25,000
	1992 Knoxville Open (Willow Creek GC)	200 #	\$30,000
Hensby, Mark	1998 NIKE Ft. Smith Classic (Hardscrabble CC)	260	\$40,500
Hinkle, Lon	1991 Quicksilver Open (Quicksilver GC)	210 #	\$40,000
Hnatiuk, Glen (3)	1992 Mississippi Gulf Coast Classic (Windance G&CC)	207 #	\$25,000
	1995 Utah Classic (Riverside CC)	203 #	\$36,000
	1996 NIKE Carolina Classic (Prestonwood CC)	205 *	\$36,000
Hoos, Eric	1991 Wichita Charity Classic (Reflection Ridge GC)	199 #	\$25,000
Holland, Mike	1991 Connecticut Open (Yale GC)	199 #	\$20,000
Horgan III, P.H. (3)	1991 Yuma Open (Desert Hills GC)	196 #	\$20,000
	1991 Macon Open (River North CC)	201 #	\$25,000
	1996 NIKE Alabama Classic (Cherokee Ridge CC)	202 *	\$36,000
Howison, Ryan	1997 NIKE Lakeland Classic (Grasslands CC)	269	\$36,000
Humenik, Ed (2)	1990 Macon Open (River North CC)	205 #	\$20,000
	1990 Santa Rosa Open (Windsor GC)	204 #	\$20,000
J...			
Jackson, David	1992 Cleveland Open (Quail Hollow GC)	199 #	\$50,000
Johnson, Eric (2)	1996 NIKE Knoxville Open (Three Ridges GC)	272	\$36,000
	1998 NIKE South Florida Classic (Palm-Aire CC)	267	\$40,500
Johnson, Kevin	1997 NIKE Puget Sound Open (Indian Summer GC)	198 &	\$36,000
Julian, Jeff	1997 NIKE Dominion Open (The Dominion Club)	277	\$40,500
Jurgensen, Steve	1993 NIKE Tri-Cities Open (Meadow Springs CC)	207 #	\$27,000
K...			
Kamm, Brian	1992 Panama City Beach Classic (Hombre GC)	210 #	\$25,000
Kelly, Jerry (2)	1995 NIKE Alabama Classic (Cherokee Ridge CC)	273	\$36,000
	1995 NIKE Buffalo Open (Brierwood CC)	274	\$36,000
Kendall, Skip (2)	1994 NIKE Inland Empire Open (Moreno Valley Ranch GC)	197 *	\$36,000
	1994 NIKE Carolina Classic (Prestonwood CC)	276	\$36,000
L...			
Langham, Franklin	1993 NIKE Permian Basin Open (The Club at Mission Dorado)	202 #	\$27,000
Lehman, Tom (4)	1990 Reflection Ridge Open (Reflection Ridge GC)	202 #	\$20,000
	1991 Mississippi Gulf Coast Classic (Windance G&CC)	137 *	\$25,000
	1991 South Carolina Classic (CC of South Carolina)	202 #	\$25,000
	1991 Santa Rosa Open (Windsor GC)	207 #	\$20,000
Lickliter, Frank	1995 NIKE Boise Open (Hillcrest CC)	200 #	\$45,000
Loustalot, Tim (2)	1992 Lake City Classic (Lake City CC)	206 #	\$25,000
	1996 NIKE Shreveport Open (Southern Trace CC)	277	\$36,000
Lowery, Steve	1992 Tulsa Open (GC of Oklahoma)	213 #	\$30,000

Key: # = scheduled 54-hole event * = weather-shortened event & = 52 holes @ = 68 holes

ALL-TIME NIKE TOUR WINNERS (continued)

NAME	EVENT (COURSE)	SCORE	\$\$\$
M...			
Maggert, Jeff (2)	1990 Knoxville Open (Willow Creek GC)	202 #	\$20,000
	1990 Buffalo Open (Brierwood CC)	204 #	\$20,000
Maginnes, John (2)	1995 NIKE San Jose Open (Almaden CC)	277	\$36,000
	1998 NIKE Dakota Dunes Open (Dakota Dunes CC)	274	\$58,500
Martin, Casey	1998 NIKE Lakeland Classic (The Grasslands G&CC)	269	\$40,500
Martin, Doug	1993 NIKE South Texas Open (NorthShore CC)	287	\$27,000
Mast, Dick (3)	1990 Mississippi Gulf Coast Classic (Windance G&CC)	137 *	\$20,000
	1990 Pensacola Open (Pensacola CC)	205 #	\$20,000
	1990 Ft. Wayne Open (Orchard Ridge GC)	197 #	\$20,000
McCord, Gary	1991 Gateway Open (Gateway GC)	205 #	\$20,000
McGovern, Jim (3)	1990 Lake City Classic (Lake City CC)	202 #	\$20,000
	1990 New Haven Open (Yale GC)	201 #	\$20,000
	1990 Texarkana Open (Texarkana CC)	200 #	\$20,000
Miller, Lindy	1990 Amarillo Open (Amarillo CC)	200 #	\$20,000
Mitchell, Stiles	1998 NIKE Permian Basin Open (Club at Mission Dorado)	276	\$40,500
Moore, Tommy	1993 NIKE Boise Open (Hillcrest CC)	199	\$36,000
Morse, John	1993 NIKE New England Classic (The Woodlands)	278	\$27,000
Moss, Perry	1992 Texarkana Open (Texarkana CC)	197 #	\$30,000
Murchison, Bill	1995 NIKE Tallahassee Open (Golden Eagle CC)	276	\$36,000
Murphy, Sean (6)	1992 Louisiana Open (Le Triomphe CC)	200 #	\$25,000
	1993 NIKE Central Georgia Open (River North CC)	205 #	\$27,000
	1993 NIKE Greater Greenville Classic (Verdae Greens)	271	\$27,000
	1993 NIKE Utah Classic (Riverside CC)	204 #	\$27,000
	1993 NIKE Sonoma County Open (Windsor GC)	274	\$27,000
	1995 NIKE Philadelphia Classic (Philmont CC)	267	\$36,000
O...			
Ogilvie, Joe (2)	1998 NIKE Monterrey Open (Club Campestre)	274	\$45,000
	1998 NIKE Greensboro Open (Sedgefield CC)	266	\$40,500
P...			
Painter, Anthony	1998 NIKE Ozarks Open (Highland Springs CC)	267	\$40,500
Pate, Alan	1993 NIKE Dakota Dunes Open (Dakota Dunes CC)	260 @	\$31,500
Patton, Chris	1993 NIKE New Mexico Charity Classic (Valle Grande GC)	262	\$31,500
Paulson, Dennis	1998 NIKE Huntsville Open (Hampton Cove GC)	279	\$40,500
Pearson, Rick (3)	1990 Yuma Open (Desert Hills GC)	198 #	\$20,000
	1992 Tri-Cities Open (Meadow Springs CC)	210 #	\$25,000
	1994 NIKE Central Georgia Open (River North CC)	273	\$31,500
Perry, Chris	1994 NIKE Utah Classic (Riverside CC)	205 #	\$31,500
Peterson, Matt	1995 NIKE Central Georgia Open (River North CC)	268	\$36,000
Porter, Bill	1994 NIKE Louisiana Open (Le Triomphe GC)	276	\$31,500
Postlewait, Dennis	1994 NIKE Wichita Open (Reflection Ridge GC)	271	\$31,500
Q...			
Quigley, Brett	1996 NIKE Philadelphia Classic (Philmont CC)	273	\$36,000
R...			
Raulerson, Charles (2)	1998 NIKE Oregon Classic (Shadow Hills CC)	272	\$40,500
	1998 NIKE Inland Empire Open (Moreno Valley Ranch GC)	268	\$40,500
Reese, Don	1991 Lake City Open (Lake City CC)	198 #	\$25,000
Rose, Clarence	1995 NIKE Pensacola Classic (The Moors G&CC)	201 *	\$36,000
Royer III, Hugh (4)	1993 NIKE South Carolina Classic (CC of South Carolina)	273	\$27,000
	1993 NIKE Texarkana Open (Texarkana CC)	267	\$27,000
	1995 NIKE Dominion Open (The Dominion Club)	270	\$36,000
	1995 NIKE Permian Basin Open (The Club at Mission Dorado)	275	\$36,000
Rummells, Dave (2)	1996 NIKE South Carolina Classic (CC of South Carolina)	276	\$36,000
	1997 NIKE Knoxville Open (Three Ridges GC)	271	\$36,000
Rymer, Charlie	1994 NIKE South Carolina Classic (CC of South Carolina)	274	\$31,500

Key: # = scheduled 54-hole event * = weather-shortened event & = 52 holes @ = 68 holes

ALL-TIME NIKE TOUR WINNERS (continued)

NAME	EVENT (COURSE)	SCORE	\$\$\$
S...			
Salazar, Roger	1991 South Texas Open (NorthShore CC)	219 #	\$20,000
Sauers, Gene	1998 NIKE South Carolina Classic (CC of South Carolina)	280	\$40,500
Scherrer, Tom (2)	1995 NIKE Knoxville Open (Three Ridges GC)	275	\$36,000
	1998 NIKE Upstate Classic (Verdae Greens GC)	200*	\$40,500
Schuchart, Mike (3)	1993 NIKE Panama City Beach Classic (Hombre GC)	208 #	\$27,000
	1994 NIKE TOUR Championship (Pumpkin Ridge GC)	277	\$40,500
	1995 NIKE Ozarks Open (Highland Springs CC)	271	\$36,000
Silveira, Larry	1996 NIKE San Jose Open (Almaden CC)	207*	\$36,000
Skinner, Sonny (2)	1993 NIKE Shreveport Open (Southern Trace CC)	278	\$27,000
	1994 NIKE Dominion Open (The Dominion Club)	271	\$36,000
Small, Mike (2)	1997 NIKE Monterrey Open (Club Campestre)	270	\$40,500
	1997 NIKE Cleveland Open (Quail Hollow Resort-Devlin Course)	270	\$36,000
Smallridge, Ricky (2)	1990 Boise Open (Hillcrest CC)	199 #	\$20,000
	1991 Elizabethtown Open (Pine Valley CC)	201 #	\$20,000
Smith, Chris (5)	1995 NIKE Gateway Classic (Lake Forest G&CC)	203 *	\$36,000
	1995 NIKE Dakota Dunes Open (Dakota Dunes CC)	272	\$36,000
	1997 NIKE Upstate Classic (Verdae Greens GC)	267	\$36,000
	1997 NIKE Dakota Dunes Open (Dakota Dunes CC)	268	\$54,000
	1997 NIKE Omaha Classic (Champions Club)	258	\$36,000
Smith, Taylor	1992 Permian Basin Open (The Club at Mission Dorado)	204 #	\$30,000
Sposa, Mike	1998 NIKE Boise Open (Hillcrest CC)	265	\$54,000
Springer, Mike (4)	1990 Bakersfield Open (Bakersfield CC)	209 #	\$20,000
	1990 Reno Open (Northgate GC)	202 #	\$20,000
	1990 El Paso Open (Coronado CC)	204 #	\$20,000
	1992 Fresno Open (Ft. Washington CC)	206 #	\$30,000
Stankowski, Paul	1996 NIKE Louisiana Open (Le Triomphe CC)	266	\$36,000
Starkjohann, Chris	1998 NIKE St. Louis Golf Classic (Missouri Bluffs GC)	263	\$40,500
Steel, Iain	1997 NIKE Boise Open (Hillcrest CC)	267	\$49,500
Stockton Jr., Dave (2)	1993 NIKE Connecticut Open (Yale GC)	204 #	\$27,000
	1993 NIKE Hawkeye Open (Finkbine GC)	200 *	\$27,000
Streck, Ron	1993 NIKE Yuma Open (Desert Hills CC)	201 #	\$27,000
T...			
Tataurangi, Phil	1996 NIKE Tri-Cities Open (Meadow Springs CC)	267	\$36,000
Thompson, Dicky (2)	1990 Baton Rouge Open (CC of Louisiana)	209 #	\$20,000
	1990 Elizabethtown Open (Pine Valley CC)	205 #	\$20,000
Todd, Rick (2)	1991 El Paso Open (Coronado CC)	202 #	\$25,000
	1992 Dakota Dunes Open (Dakota Dunes CC)	207 #	\$25,000
Tolles, Tommy (2)	1993 NIKE Ozarks Open (Highland Springs CC)	271	\$31,500
	1994 NIKE Alabama Classic (Cherokee Ridge CC)	274	\$36,000
Toms, David (2)	1995 NIKE Greater Greenville Classic (Verdae Greens GC)	267	\$36,000
	1995 NIKE Wichita Open (Reflection Ridge GC)	269	\$36,000
Tryba, Ted (3)	1990 Gateway Open (Gateway GC)	209 #	\$20,000
	1991 Utah Classic (Riverside CC)	202 #	\$20,000
	1992 Shreveport Open (Southern Trace CC)	202 #	\$30,000
Twiggs, Greg	1996 NIKE Cleveland Open (Quail Hollow Resort-Devlin Course)	270	\$36,000
U...			
Uresti, Omar	1994 NIKE Shreveport Open (Southern Trace CC)	270	\$31,500
Utley, Stan (3)	1993 NIKE Cleveland Open (Quail Hollow Resort)	271	\$49,500
	1995 NIKE Louisiana Open (Le Triomphe CC)	268	\$36,000
	1995 NIKE Miami Valley Open (Heatherwoode GC)	264	\$36,000
V...			
Vaughan, Bruce (2)	1994 NIKE Pensacola Classic (The Moors G&CC)	271	\$36,000
	1994 NIKE Permian Basin Open (The Club at Mission Dorado)	269	\$31,500
Veazey, Vance	1998 NIKE Shreveport Open (Southern Trace CC)	280	\$40,500

Key: # = scheduled 54-hole event * = weather-shortened event & = 52 holes @ = 68 holes

ALL-TIME NIKE TOUR WINNERS (continued)

NAME	EVENT (COURSE)	SCORE	\$\$\$
W...			
Walcher, Rocky	1996 NIKE Omaha Classic (Champions Club)	267	\$36,000
Webb, Gary	1996 NIKE Dakota Dunes Open (Dakota Dunes CC)	275	\$45,000
Wilk, Vic	1994 NIKE Knoxville Open (Willow Creek GC)	275	\$36,000
Wilson, John	1998 NIKE Louisiana Open (Le Triomphe CC)	274	\$54,000
Woodland, Jeff (3)	1991 Dakota Dunes Open (Dakota Dunes CC-Boat Course)	196 #	\$25,000
	1992 Wichita Charity Classic (Reflection Ridge GC)	204 #	\$25,000
	1992 Utah Classic (Riverside CC)	202 #	\$25,000
	1997 NIKE Shreveport Open (Southern Trace CC)	275	\$36,000
Wurtz, Mark			
Y...			
Young, Kim	1990 Dakota Dunes Open (Dakota Dunes CC-Boat Course)	197 #	\$20,000
Z...			
Zabriski, Bruce	1991 Panama City Beach Classic (Hombre GC)	208 #	\$20,000
Zoller, Karl	1995 NIKE Cleveland Open (Quail Hollow Resort)	274	\$36,000

MOST CAREER WINS

6- Sean Murphy (1993 Player of Year)	4- Tom Lehman (1991 Player of Year)	3- Glen Hnatiuk P.H. Horgan III
5- Chris Smith (1997 Player of Year)	Hugh Royer III	Dick Mast
4- Olin Browne	Mike Springer	Jim McGovern
Michael Christie	3- Russell Beiersdorf	Rick Pearson
John Flannery	Stewart Cink	Mike Schuchart
(1992 Player of Year)	Allen Doyle	Ted Tryba
Matt Gogel	R.W. Eaks	Stan Utley
	Jerry Haas	Jeff Woodland
	Brian Henninger	

Key: # = scheduled 54-hole event * = weather-shortened event & = 52 holes @ = 68 holes

NIKE TOUR STATISTICS

SEASON RECORDS

SCORING AVERAGE

T1.	Stewart Cink (1996)	69.40
T1.	Chris Smith (1997)	69.40
3.	Willie Wood (1996)	69.46
4.	Doug Martin (1993)	69.58
5.	Woody Austin (1998)	69.61
6.	Allen Doyle (1995)	69.79
7.	Sean Murphy (1995)	69.90
T8.	Jerry Kelly (1995)	69.93
T8.	Scott Gump (1994)	69.93
9.	Trevor Dodds (1997)	69.95
10.	David Berganio (1996)	69.96

PAR-BREAKERS

(Par-breakers is the percentage of holes in which a score better than par is recorded)

1.	Chris Smith (1997)	26.0
2.	Stewart Cink (1996)	25.1
3.	Michael Christie (1996)	24.8
4.	David Duval (1994)	24.4
T5.	R.W. Eaks (1996)	24.1
T5.	Jerry Kelly (1995)	24.1
T5.	Tom Scherrer (1995)	24.1
T8.	Tommy Tolles (1994)	24.0
T8.	Steve Jurgensen (1997)	24.0
T9.	Olin Browne (1991)	23.9
T9.	David Toms (1995)	23.9

EAGLES (total)

1.	Patirck Lee	18
T2.	Guy Boros (1993)	16
T2.	Deane Pappas	16
T4.	David Duval (1994)	15
T4.	David Jackson (1994)	15
T4.	Tom Lehman (1991)	15
T4.	Jerry Kelly (1995)	15
T4.	Robert Floyd	15
T4.	Stiles Mitchell	15
T4.	Carl Paulson	15

EAGLES (frequency)

(Ranking is based on number of holes per eagle)

1.	Charlie Wi (1998)	64.8
2.	Kelly Gibson (1991)	76.9
3.	Stiles Mitchell (1998)	79.2
4.	Patrick Lee (1998)	80.0
5.	David Seawell (1998)	81.8
6.	Joey Rasset (1992)	87.0
T7.	Chris Couch (1997)	88.2
T7.	Anthony Painter (1998)	88.2
T9.	David Duval (1994)	90.0
T9.	David Jackson (1994)	90.0
T9.	Chris Smith (1997)	90.0

BIRDIES (total)

1.	Joe Durant (1996)	400
2.	Jerry Kelly (1995)	392
3.	Joe Ogilvie (1998)	389
4.	Chris DiMarco (1997)	383
T5.	Ben Bates (1997)	382
T5.	J.L. Lewis (1997)	382
T7.	Bob May (1993)	376
T7.	John Kernohan (1998)	376
9.	Charles Raulerson (1998)	370
10.	Tommy Tolles (1994)	368

BIRDIES (per round)

(Ranking is based on average number of birdies per round)

1.	Chris Smith (1997)	4.48
2.	Stewart Cink (1996)	4.43
3.	Michael Christie (1996)	4.36
4.	Todd Gleaton (1997)	4.31
5.	Steve Jurgensen (1997)	4.26
T6.	Tom Scherrer (1995)	4.23
T6.	Tommy Tolles (1994)	4.23
8.	David Duval (1994)	4.20
T9.	David Berganio (1996)	4.19
T9.	David Toms (1995)	4.19

NIKE TOUR STATISTICS

YEAR-BY-YEAR LEADERS

SCORING

1990	Jeff Maggert	70.02
1991	Tom Lehman	70.06
1992	Lennie Clements	70.15
1993	Doug Martin	69.58
1994	Chris Perry	69.77
1995	Allen Doyle	69.79
1996	Stewart Cink	69.40
1997	Chris Smith	69.40
1998	Woody Austin	69.61

PAR-BREAKERS

(Par-breakers is the percentage of holes in which a score better than par is recorded)

1990	John Daly	23.5%
1991	Olin Browne	23.9
1992	John Flannery	23.6
1993	Eric Hoos	23.6
1994	David Duval	24.4
1995	Jerry Kelly	24.1
	Tom Scherrer	24.1
1996	Stewart Cink	25.1
1997	Chris Smith	27.0
1998	Robin Freeman	23.6

EAGLES (total)

1990	Lee Chill	12
	Eric Hoos	12
1991	Tom Lehman	15
1992	Russell Beiersdorf	12
	Jeff Cook	12
	Tommy Tolles	12
	Ted Tryba	12
1993	Guy Boros	16
1994	David Duval	15
	David Jackson	15
1995	Jerry Kelly	15
1996	Ben Bates	12
	R.W. Eaks	12
	Greg Whisman	12
1997	Pat Bates	13
	Clark Dennis	13
	Harry Rudolph	13
	Chris Smith	13
1998	Patrick Lee	18

EAGLES (frequency)

(Ranking is based on number of holes per eagle)

1990	Not calculated	
1991	Kelly Gibson	76.9
1992	Joey Rasmussen	87.0
1993	Guy Boros	101.0
1994	David Duval	90.0
	David Jackson	90.0
1995	Len Mattiace	100.8
1996	Steve Gotsche	96.8
1997	Chris Couch	88.2
1998	Charlie Wi	64.8

BIRDIES (total)

1990	Jim McGovern	292
1991	Webb Heintzelman	317
1992	John Flannery	337
1993	Bob May	376
1994	Tommy Tolles	368
1995	Jerry Kelly	392
1996	Joe Durant	400
1997	Chris DiMarco	383
1998	Joe Ogilvie	389

BIRDIES (per round)

(Ranking is based on average number of birdies per round)

1990	Not calculated	
1991	P.H. Horgan III	4.18
	Olin Browne	4.18
1992	John Flannery	4.16
1993	Eric Hoos	4.13
1994	Tommy Tolles	4.23
1995	Tom Scherrer	4.23
1996	Stewart Cink	4.43
1997	Chris Smith	4.48
1998	Notah Begay III	4.16

ALL-TIME NIKE TOUR ROSTER

A

Adams, Slade (1998)
 Adcock, Mitch (1991, 1995)
 Alarcon, Rafael (1990, 1994, 1996)
 Allen, David (1990-91)
 Allen, Mark (1994)
 Allen, Michael (1997-99)
 Altenhof, Kevin (1997)
 Ames, Stephen (199C-92)
 Anderson, Billy (1999)
 Anderson, Chris (1992, 1997-98)
 Anderson, JC (1990, 1992, 1994-98)
 Anderson, Jerry (1991)
 Appleby, Stuart (1995)
 Armour, Tommy III (1993-94, 1996, 1998)
 Armstrong, Ty (1993, 1995, 1998)
 Arthur, Perry (1990)
 Aubrey, Emlyn (1993-94, 1996, 1998)
 Austin, Woody (1994, 1998)

B

Baird, Briny (1996-97)
 Baker, Angus (1993)
 Banks, David (1990)
 Barcelo, Rich (1999)
 Barlow, Jeff (1994-98)
 Barr, Dave (1996, 1999)
 Barr, Ray Jr. (1991-92)
 Barranger, Todd (1997)
 Barron, Doug (1995-96)
 Bartman, David (1998-99)
 Bateman, Ahmad (1997-99)
 Bateman, Brian (1997-99)
 Bates, Ben (1990, 1993-97, 1999)
 Bates, Pat (1994, 1996-99)
 Baugh, Beau (1990-92)
 Beck, Kurt (1991)
 Beckman, Cameror (1997)
 Begay, Notah III (1995-96, 1998)
 Beiersdorf, Russell (1990-98)
 Belk, Bill (1991, 1993-94)
 Bell, Brad (1990)
 Benepi, Jim (1992)
 Benson, Dave (1995)
 Benton, Fred (1997)
 Berendt, Jorge (1994)
 Berens, Chris (1993)
 Berganio, David Jr. (1996, 1998-99)
 Berry, Don (1998)
 Bertsch, Shane (1995, 1999)
 Bess, Scott (1990)
 Bettencourt, Jon (1997)
 Biancalana, Roy (1999)
 Biershenk, Tommy (1999)
 Bietz, Rich (1991)
 Bishop, Dave W. (1992)
 Bizik, John (1999)
 Black, Ronnie (1999)
 Blair, James (1999)
 Blean, Bob (1997)
 Blewett, Mike Jr. (1991-93)
 Bloom, Jeff (1996)
 Bogar, Eric (1998)
 Boldt, Rob (1991-93)
 Bolling, Charlie (1990)
 Booker, Eric (1993, 1996-98)
 Booros, Jim (1992)

Bordwell, Tony (1999)
 Boros, Guy (1993, 1999)
 Bouchard, Remi (1993)
 Bowden, Craig (1993, 1996, 1998-99)
 Bowles, Charlie (1997)
 Bowman, George (1993)
 Boyd, Patrick (1998)
 Bradley, Rob (1997)
 Brady, Steve (1990)
 Branshaw, David (1997)
 Brehaut, Jeff (1993-98)
 Brinker, Darrett (1999)
 Briggs, Danny (1991-98)
 Brigman, Jaxon (1995-96, 1998)
 Brisky, Mike (1994)
 Brito, Eric (1992-93)
 Brodie, Steve (1990, 1993, 1995, 1998)
 Brown, Louis (1993)
 Browne, Olin (1990-91, 1993-95)
 Bruckner, Greg (1993-97, 1999)
 Bryant, Bart (1990, 1993-94)
 Bucek, Mark (1995)
 Budde, Ren (1999)
 Burke, Mike Jr. (1997)
 Burke, Pat (1991, 1993-94, 1999)
 Burns, Bob (1992-93, 1996, 1998)
 Burns, George (1994)
 Burroughs, Clark (1991, 1994, 1996)
 Burton, Kevin (1996)
 Butcher, Rodney (1995, 1998)
 Butler, Jeffrey (1991)
 Buttner, Bill (1995-96)
 Byrd, Robin (1999)
 Byrum, Curt (1993-94, 1999)
 Byrum, Tom (1994-95)

C

Caldwell, Rex (1994-95)
 Campbell, Chad (1998-99)
 Canete, Ariel (1996)
 Carich, Dave (1991)
 Carnevale, Mark (1996-97, 1999)
 Carr, Tom (1994-95)
 Carter, Jim (1991-94)
 Cerulli, Greg (1991, 1993)
 Cesario, Greg (1994)
 Chaffee, Jon (1991)
 Chamblee, Brandel (1990)
 Chancey, Jim (1990)
 Cheesman, Barry (1990, 1997)
 Chernock, Christian (1999)
 Chill, Lee (1990)
 Chinner, Ashley (1993, 1996-97, 1999)
 Christian, Gary (1999)
 Christian, Jon (1991-94)
 Christie, Michael (1995-96)
 Cink, Stewart (1996)
 Cioe, Joe (1995-97)
 Claar, Brian (1997-99)
 Clampett, Bobby (1990)
 Clark, Michael II (1996-99)
 Clark, Tim (1999)
 Claxton, Mickey Jr. (1995)
 Claxton, Paul (1995-96, 1998-99)
 Clements, Lennie (1991, 1993)
 Cochran, Bobby (1995)
 Cochran, Croy (1992, 1995, 1997)
 Coker, Trey (1998)
 Cole, Bobby (1994)

Collins, Bobby (1995)
 Conley, Tim (1993-97, 1999)
 Connelly, John (1995)
 Conner, Frank (1991, 1993-96)
 Conser, Barry (1997)
 Cook, Jeff (1990-92, 1994-95, 1997)
 Cookson, Chris (1992)
 Coston, Jeff (1991-95)
 Cotner, Kawika (1996)
 Couch, Chris (1997-98)
 Coughlan, Richard (1999)
 Cowan, P.J. (1996-99)
 Cox, Kris (1999)
 Cramer, Rick (1990, 1996-99)
 Cuning, Mike (1990, 1993)
 Curry, Paul (1999)

D

Dal Corobbo, John (1994)
 Daley, Joe (1997, 1999)
 Dalpos, Rick (1990-96, 1999)
 Daly, John (1990)
 Dantzler, Marion (1995)
 Davis, Jay (1997-1998)
 Davis, Mark (1993)
 Dawson, Marco (1990)
 Day, Glen (1993)
 DeLong, David (1991)
 Delsing, Jay (1998)
 Dempsey, Todd (1999)
 Dennis, Clark (1993-94, 1996-97)
 DeSerrano, Scott (1993)
 Devlin, Kel (1991)
 Dibble, Roger (1998)
 Dillard, Andy (1990-91, 1996)
 Dillen, Kevin (1993, 1999)
 DiMarco, Chris (1991, 1993-94, 1997)
 DiPhilippo, Jerry (1995)
 Dobbs, Frank J. (1991, 1993)
 Dodds, Trevor (1992, 1997)
 Dolby, Tom (1994)
 Donald, Mike (1992, 1994-95)
 Doolittle, Bobby (1996)
 Dowdall, John (1993-96)
 Downes, Billy (1995-98)
 Doyle, Allen (1995, 1998-99)
 Duke, Ken (1995)
 Dunakey, Doug (1998)
 Dunlap, Scott (1990, 1998)
 Dunlavey, Tim (1996)
 Durant, Joe (1991, 1994-96)
 Duval, David (1993-94)

E

Eaks, R.W. (1990-97, 1999)
 Eastwood, Bob (1993)
 Edmonds, Frank (1990)
 Edwards, Danny (1998)
 Edwards, Joel (1992, 1999)
 Elliott, Bobby (1996-97)
 Elliott, John (1991, 1994-95, 1997-98)
 Ellis, Danny (1996-97)
 Ellis, Jimmy (1993)
 Els, Ernie (1991)
 Emerson, Cam (1991-92)
 Emery, Mike Jr. (1994, 1997)
 Emmons, Gary (1992)
 Endres, Chris (1991-92, 1996)

ALL-TIME NIKE TOUR ROSTER (continued)

Epperson, Eric (1996)
Erwin, Todd (1998)
Estes, Bob (1997)
Estes, Jim (1990, 1994, 1996-97, 1999)
Eubank, Tom (1991-92)
Ewing, Ron (1999)

F

Fabel, Brad (1994-95)
Fabyan, Barry (1990, 1995-96)
Feherty, David (1996)
Ferenz, Jack (1994)
Fergus, Keith (1994, 1997-98)
Ferguson, Ben (1999)
Fezler, Forrest (1990, 1993)
Fieger, Gene (1998)
Finster, John (1993)
Flannery, John (1990-93, 1995-96)
Fleischer, Greg (1990-91)
Fleisher, Bruce (1996)
Flesch, Steve (1997)
Floyd, Robert (1998)
Fogt, Brian (1995, 1999)
Foltz, Jerry (1991-92, 1994-99)
Ford, Steve (1992-94, 1999)
Foster, Mike (1992-93)
Franco, Angel (1993-95, 1999)
Frazar, Harrison (1997)
Freeman, Jeff Alan (1994)
Freeman, Ray Jr. (1990, 1993)
Freeman, Robin (1997-98)
Friend, Bob (1990-91, 1993-95, 1997)
Frishette, Eric (1997)
Fryatt, Edward (1995, 1999)
Fuller, Dale (1990)
Fujimoto, Jeff (1998)
Furyk, Jim (1993-94)

G

Gage, Bobby (1993, 1995)
Gale, Christopher (1992)
Gallagher, Brad (1991)
Gallagher, Jeff (1990-95, 1997)
Gamez, Robert (1999)
Gardner, Buddy (1991, 1994-97)
Gardner, Hank (1991)
Garner, Tom (1991-93, 1995-96)
Gaus, Robert (1998)
Gay, Brian (1998)
Geiberger, Brent (1995-96)
Giancola, Kevin (1995)
Gibson, Kelly (1990-91, 1999)
Gibson, Rick (1991)
Gilbert, Gibby III (1997, 1999)
Gilchrist, Derek (1995)
Gilder, Bob (1996-97, 1999)
Gilkey, Richard (1997)
Gilleon, James (1998)
Ginn, Chad (1994-95, 1999)
Gleaton, Todd (1997-99)
Gogel, Matt (1996-99)
Goggin, Matthew (1999)
Gomez, Jaime (1991-97)
Gonzalez, Ernie (1990-91, 1995)
Gonzalez, Ricky (1994)
Gore, Jason (1998)
Gorman, Bryan (1993, 1997)
Gortana, Marco (1996, 1998-99)

Gotsche, Steve (1990-91, 1996, 1999)

Gove, Jeff (1995-99)
Gow, Paul (1998-99)
Goydos, Paul (1991-93)
Grant, Olen (1991-92)
Green, Damon (1995-96)
Green, Jimmy (1996, 1998)
Green, Ken (1999)
Greer, Brad (1991, 1995-96)
Griffith, Jason H. (1993)
Grimes, Tony (1990, 1992-95)
Grisette, Uly (1993)
Grob, Mike (1999)
Gronberg, Mathias (1996)
Gullion, Joey (1994-95, 1998-99)
Gump, Scott (1990, 1994)
Gunn, Roger (1990, 1992-93)

H

Haas, Jerry (1993-94, 1996-98)
Hallberg, Gary (1996)
Halldorson, Dan (1990, 1994)
Hamilton, Greg (1991, 1995)
Hamilton, Todd (1991)
Hammond, Donnie (1999)
Hammond, Johnny (1991)
Hamorski, Joseph Jr. (1994-95)
Han, Kyi Hla (1996)
Harding, Tom (1993, 1998)
Harrington, Dennis (1992, 1996)
Hart, Dudley (1996)
Hart, Jeff (1991-93, 1995)
Hart, Steve (1993, 1998)
Haskins, Steve (1990-96, 1998-99)
Hatalsky, Morris (1995-96)
Hayes, J.P. (1993-94, 1996)
Heafner, Vance (1993, 1995)
Hearn, Tom (1996-97)
Heath, Skeeter (1993)
Heim, Bill (1999)
Heinen, Mike (1993)
Heintz, Bob (1994, 1999)
Heintzelman, Webb (1991-92, 1994)
Henninger, Brian (1991-92, 1994)
Henry, J.J. (1999)
Hensby, Mark (1997, 1998-99)
Hepler, Denny (1991)
Herron, Tim (1995)
Hiers, Dean (1994)
Hietala, Ryan (1999)
Hill, Guy (1999)
Hill, Robert (1995)
Hinkle, Lon (1991, 1993)
Hnatiuk, Glen (1992-97, 1999)
Hobby, Jay (1999)
Holland, Mike (1991-92)
Holloway, Tad (1994)
Hoos, Eric (1990-93, 1995)
Horgan, P.H. III (1991, 1994-96)
Horne, John (1990)
Hough, Jon (1995-96)
Howe, Ralph III (1994)
Howison, Ryan (1996-99)
Hughes, Bradley (1994-96)
Hughes, John B. (1991, 1993)
Hulbert, John (1992)
Humenik, Ed (1997, 1999)
Hunsucker, Chris (1994-95, 1998)

Hurst, Jon (1999)

I

Isenhour, Tripp (1996, 1999)
Isley, Steve Jr. (1993-94)
Itai, Elichi (1994)

J

Jackson, David (1991-98)
Jaeckel, Barry (1991, 96)
Johnson, Doug (1991)
Johnson, Eric (1995-96, 1998-99)
Johnson, John (1997-98)
Johnson, Jim (1999)
Johnson, Kevin (1996-99)
Johnson, Richard (1999)
Johnston, Jimmy (1995-96, 1998)
Jonas, Philip (1998)
Jones, Gene (1994)
Jones, Kent (1996-97)
Jordan, Mark (1990-91, 1993)
Jordan, Pete (1991-93, 1995-96)
Julian, Jeff (1990, 1997-99)
Jurgensen, Steve (1993-95, 1997)

K

Kalinowski, Tom (1993)
Kamm, Brian (1992, 1997, 1999)
Kanada, Craig (1994-96, 1998-99)
Kane, Jim (1994)
Kaufman, Chris (1993-94, 1999)
Kay, Jack Jr. (1993, 1996)
Kelly, Jerry (1993-95)
Kendall, Skip (1992, 1994, 1996)
Kennaday, John (1994)
Kernohan, John (1998-99)
Kimball, Karl (1990, 1992-94)
Kirby, Eddie (1990, 1992)
Kirkpatrick, David (1994-95, 1998)
Kite, Chris (1990)
Klein, Brooks (1997)
Klein, Jeff (1991-92, 1994, 1997-99)
Kluba, Kent (1990)
Knoll, Arden (1997-98)
Kontak, Brian (1997-98)
Korleski, Kelly (1995)
Kraft, Greg (1990-91, 1998)
Kratzert, Billy (1991-92)
Kresge, Cliff (1997-98)
Kroll, Tom (1997)
Kulzer, Keith (1992-93)

L

Ladehoff, Greg (1990, 1992, 1996)
Lamontagne, Steve (1991, 1997-99)
Lane, Matthew (1995-96, 1998)
Langham, Franklin (1993-95, 1997)
Lardon, Brad (1990, 1993, 1996-97)
Larick, Steve (1996)
Larkin, Jack (1992)
Larrain, Carlos (1993)
Larsson, Dean (1995-96)
Lasken, Bob (1992)
Leach, Kevin (1990)
Leaney, Stephen (1999)
Lee, Jeff (1997)

ALL-TIME NIKE TOUR ROSTER (continued)

Lee, Patrick (1996-99)
 Lehman, Tom (1990-91)
 Lehmann, Brad (1995)
 Lehmann, Ted (1992)
 Lemon, Jim (1994)
 Leonard, Jeff (1991, 1993)
 Leshner, Greg (1993, 1998-99)
 Levin, Don (1995)
 Levitt, Jon (1998-99)
 Lewis, J.L. (1993-94, 1997)
 Lickliter, Frank (1995)
 Lindgren, Fredrik (1990)
 Lohr, Bob (1999)
 Long, Michael (1996, 1998)
 Longmuir, Bill (1993)
 Loustalot, Tim (1990-94, 1996-97)
 Lowe, Mitch (1993)
 Lu, Chien-Soon (1992)
 Lucchesi, Dino (1996, 1999)
 Lye, Mark (1994)

M

Mack, George (1993)
 Magee, Chad (1995-97)
 Maggert, Jeff (1990)
 Maginnes, John (1992, 1994-95, 1998)
 Makoski, Bob (1990)
 Malizia, Mike (1995)
 Malley, Bill (1995)
 Malonson, Hicks (1992-93)
 Manning, Eric (1990)
 March, Gary (1999)
 Martin, Casey (1998-99)
 Martin, Doug (1991, 1993-94)
 Martin, Nick (1994)
 Massengale, Donnie (1992)
 Mast, Dick (1990, 1995, 1999)
 Masters, Tommy (1994-95)
 Matthew, Craig (1999)
 Mattiace, Len (1992, 1995)
 May, Bob (1993-94)
 Mayo, Rich Jr. (1996)
 McCampbell, David (1998)
 McCann, Ronnie (1993, 1995-96)
 McClellan, Craig (1990)
 McClellan, Phil (1991)
 McComish, John (1990)
 McConnell, Miles (1992)
 McCord, Gary (1991-92)
 McCorkle, Todd (1991)
 McEntee, Lee (1998)
 McGohan, Randy (1993)
 McGovern, Jim (1990)
 McGowan, Pat (1994)
 McKelvey, Rob (1994, 1996-99)
 McKenzie, Bill (1991)
 McRoy, Spike (1992, 1999)
 Meade, Joe (1998)
 Meehan, Mike (1993)
 Meeks, Aaron (1992-93, 1998)
 Meeks, Eric (1996)
 Mendelsohn, Scott (1999)
 Michael, Shaun (1996, 1999)
 Mielke, Mark (1994)
 Miles, Mike (1990-93)
 Miley, Dave (1992-93, 1995)
 Miller, Lindy (1991)
 Miller, Michael (1999)
 Mitchell, Stiles (1998-99)

Mitchum, Kelly (1995)
 Mogg, Brian (1990)
 Mollica, Tony (1990, 1995)
 Montgomery, Bill Jr. (1996)
 Moore, Tommy (1991-97)
 Morgan, Pete (1995)
 Morse, Andrew (1990-93)
 Morse, John (1993-94)
 Moss, Perry (1993-96, 1998)
 Moss, Rob (1996)
 Mudge, Todd (1993)
 Muehr, Michael (1997-99)
 Munoz, Alex (1999)
 Murchison, Bill Jr. (1994-99)
 Murphy, Sean (1992-95, 1998)

N

Nakama, Casey (1990)
 Nakazaki, Tracy (1991)
 Nanney, Pat Jr. (1999)
 Nelson, Brian (1993)
 Nicklaus, Gary (1999)
 Nielsen, Lonnie (1994)
 Nolan, Keith (1999)
 Norquist, Gerry (1993-95)
 Norton, Bryan (1992-93)
 Novarro, Steve (1996)

O

Odell, Jimmy (1991)
 Ogilvie, Joe (1998)
 Oh, Ted (1999)
 O'Keefe, Jack (1996)
 O'Neil, Hugh (1990-92, 1994)
 Ott, Brad (1996)

P

Pacetti, Sean (1990-92)
 Padfield, Joel (1990, 1999)
 Painter, Anthony (1997-99)
 Pappas, Deane (1996-98)
 Parker, Greg (1993, 1996)
 Parker, Perry (1993, 1995-96)
 Parker, Rich (1990-91, 1994)
 Parks, Todd (1994)
 Pate, Alan (1990, 1993-97)
 Patton, Chris (1993-96, 1998)
 Paulson, Carl (1997-99)
 Paulson, Dennis (1997-98)
 Pearce, Eddie (1992, 1994-96)
 Pearce, Ray (1991-92)
 Pearson, Rick (1990-98)
 Peddicord, Chris (1991, 1993-94)
 Pelczarski, Dan (1990, 1997)
 Pemberton, Bryan (1993)
 Pena, Christian (1994)
 Perks, Craig (1996-99)
 Peoples, David (1995, 1997)
 Pernice, Tom Jr. (1990, 1992, 1995-96)
 Perry, Chris (1993-94, 1996)
 Persons, Peter (1994, 1996)
 Petersen, Greg (1991, 1996)
 Petersen, Scott (1996)
 Peterson, Matt (1992, 1994-99)
 Petrovic, Tim (1993, 1999)
 Pfister, E.J. (1995-96)
 Phillips, Dustin (1996)

Philo, Ron (1994-95)
 Pinns, Gary (1990)
 Player, Wayne (1991)
 Plumb, David (1993)
 Pope, Steve (1999)
 Porter, Bill (1992-94, 1996-98)
 Porter, Lee (1992, 1995-96)
 Postlewait, Dennis (1994-98)
 Powell, Dave (1991)
 Powers, Greg (1990-91)
 Price, Rick (1999)
 Price, Terry (1992, 1994, 1997-98)
 Putnam, Mike (1990, 1992-93)

Q

Quigley, Brett (1992, 1996, 1998-99)
 Quinn, Fran (1991, 1998-99)

R

Raiford, Dan (1990)
 Randolph, Sam (1990, 1992-93, 1995-97, 1999)
 Rassett, Joey (1991-92)
 Raulerson, Charles (1990, 1998)
 Ray, Conrad (1999)
 Raynor, Christian (1996)
 Reese, Don (1990-93, 1997-99)
 Riegger, John (1991, 1994, 1999)
 Riley, Chris (1998)
 Riley, Dale (1992)
 Riley, Kevin (1998-99)
 Rinker, Larry (1995)
 Rinker, Lee (1994)
 Rintoul, Steve (1991-93)
 Robertson, John (1998)
 Roddy, Tommy (1998)
 Rodriguez, Anthony (1998)
 Rollins, John (1999)
 Ross, John (1990-91, 1993-94)
 Rowland, Roger (1990-93, 1995)
 Royer, Hugh III (1991, 1993-95, 1999)
 Rudd, Charlie (1992)
 Rudolph, Harry (1994, 1997)
 Rule, Christopher (1993-94)
 Rummells, Dave (1995-96, 1998)
 Runge, Steve (1995-96)
 Rusnak, Gary (1990-91, 1993-95, 1998)
 Rustand, Eric (1999)
 Rymer, Charlie (1994, 1998)

S

Sadler, Rich (1996)
 Sadowski, Joey (1992)
 Salazar, Roger (1991-95)
 Sanchez, Javier (1996)
 Sanday, Jeff (1999)
 Satterfield, Todd (1992)
 Sauers, Gene (1999)
 Schaeffer, Bobby (1991)
 Schall, Ken (1992)
 Scherrer, Tom (1993-95, 1997-98)
 Schiene, Marty (1992-93)
 Schmitt, Phillip (1999)
 Schneider, Steve (1997-98)
 Schreyer, Dave (1998-99)
 Schnell, Curt (1992)

ALL-TIME NIKE TOUR ROSTER (continued)

Schuchart, Mike (1993-99)
 Schwarzrock, Brent (1998)
 Schultz, Jason (1999)
 Schulz, Ted (1996)
 Schuman, Jim (1990, 1993-94)
 Seawell, David (1997-98)
 Shaw, Tom Jr. (1992, 1996-98)
 Short, West Jr. (1998)
 Sieckmann, Tom (1998)
 Sills, Tony (1996)
 Silva, Tom (1999)
 Silveira, Larry (1993-96, 1998-99)
 Simpson, Tim (1995-96)
 Sisk, Geoffrey (1991, 1998)
 Skinner, Sonny (1993-96, 1999)
 Slocum, Heath (1997)
 Small, Mike (1996-97, 1999)
 Smallridge, Ricky (1990-93, 1995-97)
 Smith, Brian K. (1994-95)
 Smith, Chris (1995, 1997)
 Smith, Ivan (1996, 1998)
 Smith, Jerry (1999)
 Smith, Mike (1994, 1996-97)
 Smith, Scott N. (1997)
 Smith, Stuart (1990-91)
 Smith, Taylor (1992-95, 1998)
 Smock, Brian (1997)
 Snodgrass, Terry (1992)
 Snyder, Joey III (1998-99)
 Soerries, Tony (1993)
 Sowards, Bob (1998)
 Sposa, Mike (1994-96, 1998)
 Splane, Cary (1990)
 Spring, Adam (1998)
 Springer, Jerry (1995)
 Springer, Mike (1990-91, 1993, 1997)
 Stallings, Rick (1997)
 Standly, Mike (1990, 1999)
 Stankowski, Paul (1996)
 Stankowski, Tom (1995)
 Stanovich, Marty (1994)
 Starkjohann, Chris (1993-94, 1999)
 Staton, Kenneth (1999)
 Steel, Iain (1997, 1999)
 Stein, Sam (1992)
 Steinicke, Jack (1996)
 Stelten, Ronald (1993)
 Sterling, Scott (1999)
 Stewart, Ray (1997-1999)
 Stiles, Darron (1997)
 Still, Bud (1997-98)
 Stobs, Jimmy (1997)
 Stockton, Dave Jr. (1993-94)
 Stone, Daniel (1997)
 Stone, John (1998)
 Straub, Tim (1992)
 Streck, Ron (1990-91, 1993-94)
 Strickland, Jim (1990)
 *Stroble, Bobby (1990)
 Stutts, Chris (1998)
 Sugar, Michael (1994)
 Sullivan, Chip (1999)
 Sullivan, Mike (1997, 1999)
 Sullivan, Scott (1995)
 Supple, Shane (1997, 1999)
 Sutherland, David (1993)
 Sutherland, Kevin (1991-92, 1995)
 Swartz, Mike (1997)

Swilor, Milan (1990-91)
 Swygert, Mark (1997)
 Synkelma, Jay (1997)

T

Tait, Shane (1998-99)
 Tataurangi, Phil (1995-96)
 Taylor, Harry (1991, 1994, 1996-98)
 Ten Broeck, Lance (1991, 1994)
 Tennyson, Brian (1998-99)
 Tantis, David (1990, 1994)
 Terry, Ron (1991-92)
 Thaxton, Mark (1990)
 Thomas, Bert III (1993)
 Thomas, Steve (1993)
 Thompson, Dicky (1990, 1993, 1999)
 Thompson, Robert (1990, 1993, 1995)
 Thomsen, Jeff (1998)
 Thorpe, Jim (1994)
 Thorsen, Jeff (1997)
 Tidland, Chris (1996, 1999)
 Todd, Rick (1991-96)
 Toledo, Esteban (1990-93, 1995, 1997)
 Tolles, Tommy (1991-94)
 Toms, David (1990, 1995)
 Towne, Greg (1992-93, 1995, 1997-99)
 Trauner, Mark (1990, 1992)
 Trittler, Paul (1992)
 Trixler, Dennis (1990-92, 1995)
 Tryba, Ted (1991-92)
 Tuck, Wes (1995, 1999)
 Tucker, Chris (1993)
 Tucker, Mark (1996)
 Turner, Grant (1990, 1992)
 Tuten, Billy (1992)
 Twiggs, Greg (1992, 1995, 1997-98)
 Tyner, Tray (1990, 1993-94, 1996, 1999)
 Tyska, Jason (1999)

U

Ulrich, Gus (1991-92)
 Uresti, Omar (1993-94)
 Utley, John (1992-93)
 Utley, Stan (1994, 1997-98)

V

Vaughan, Bruce (1992-94, 1996-98)
 Veazey, Vance (1995, 1999)
 Vomacka, Dean (1997)

W

Wade, John (1995)
 Wadkins, Bobby (1994, 1997, 1999)
 Wadsworth, Fred (1992, 1999)
 Wagner, Bryan (1992)
 Walcher, Rocky (1991-92, 1996-99)
 Wallace, Harold (1998)
 Walsh, Joe (1998)
 Walsworth, Don (1990, 1992-93, 1995, 1998-99)
 Walton, Michael (1990, 1998)
 Walzel, Bobby (1997)

Watts, Brian (1990, 1992)
 Wayment, Brett (1999)
 Webb, Gary (1991, 1996-99)
 Wedzik, David (1998)
 Weeden, James (1990)
 Weeks, Michael (1992, 1993)
 Weston, Wesley (1990)
 Whisman, Greg (1990, 1993-98)
 Whittaker, Ron (1997-98)
 Whittington, Charlie (1992)
 Wi, Charlie (1996, 1998-99)
 Wilk, Vic (1991, 1994-98)
 Wilkin, Rob (1991)
 Williams, Scott (1992)
 Williamson, Jay (1998)
 Willis, Garrett (1997)
 Wilson, Dean (1996, 1999)
 Wilson, Jeff (1992, 1994)
 Wilson, John (1998-99)
 Winchip, Chris (1997)
 Witt, Mark (1991)
 Wolcott, Bob (1994-96)
 Wood, Jerry (1996)
 Woodland, Jeff (1991-93, 1995-96)
 Woods, Steve (1999)
 Woodward, Jim (1995)
 Work, Jade (1994)
 Wrenn, Robert (1994-95)
 Wurtz, Mark (1996, 1999)

Y

Young, Kim (1990-94)
 Young, Steve (1999)

Z

Zabriski, Bruce (1991-92, 1994)
 Zambri, Chris (1997-99)
 Zinkon, Dennis (1996-97)
 Zokol, Richard (1996)
 Zoller, Karl (1993, 1995-99)
 Zorkic, Zoran (1999)

NIKE TOUR TOURNAMENT CHRONOLOGY

1990

- Feb. 2-4 Ben Hogan Bakersfield Open; Bakersfield, CC; Bakersfield, CA; \$100,000; **Mike Springer**, 209 (-7), \$20,000; Two strokes over David Tentis.
- Feb. 9-11 Ben Hogan Yuma Open; Desert Hills GC; Yuma, AZ; \$100,000; **Rick Pearson**, 198 (-15), \$20,000; Two strokes over Sean Pacetti and Sam Randolph.
- Mar. 2-4 Ben Hogan South Texas Open; NorthShore CC; Portland, TX; \$100,000; **Brad Bell**, 210 (-6), \$20,000; One stroke over John Kernohan.
- Mar. 9-11 Ben Hogan Baton Rouge Open; CC of Louisiana; Baton Rouge, LA; \$100,000; **Dicky Thompson**, 209 (-7), \$20,000; Two strokes over Carl Cooper, Dick Mast, Jim McGovern and Greg Whisman.
- Mar. 16-18 Ben Hogan Mississippi Gulf Coast Classic; Windance CC; Gulfport, MS; \$100,000; **Dick Mast**, 137 (-7), \$20,000; Defeated Rick Pearson with par on fourth playoff hole.
- Mar. 23-25 Ben Hogan Panama City Beach Classic; Hombre GC; Panama City Beach, FL; \$100,000; **Buddy Gardner**, 209 (-7), \$20,000; One stroke over Brad Fabel.
- Mar. 30-Apr. 1 Ben Hogan Lake City Classic; Lake City CC; Lake City, FL; \$100,000; **Jim McGovern**, 202 (-14), \$20,000; Defeated David Toms with par on fourth playoff hole.
- Apr. 13-15 Ben Hogan Pensacola Classic; Pensacola CC; Pensacola, FL; \$100,000; **Dick Mast (2)**, 205 (-11), \$20,000; One stroke over Ken Mattiace and Dennis Trixler.
- Apr. 20-22 Ben Hogan Gateway Open; Gateway CC; Ft. Myers, FL; \$100,000; **Ted Tryba**, 209 (-7), \$20,000; Defeated John Daly and Bruce Fleisher with eagle on first playoff hole.
- Apr. 27-29 Ben Hogan Macon Open; River North CC; Macon, GA; \$100,000; **Ed Humenik**, 205 (-11), \$20,000; One stroke over Rick Pearson and Roger Rowland.
- May 11-13 Ben Hogan Knoxville Open; Willow Creek CC; Knoxville, TN; \$100,000; **Jeff Maggert**, 202 (-11), \$20,000; Defeated Greg Ladehoff with eagle on first playoff hole.
- May 18-20 Ben Hogan Elizabethtown Open; Pine Valley CC; Elizabethtown, KY; \$100,000; **Dicky Thompson (2)**, 205 (-11), \$20,000; Defeated Jeff Maggert with par on second playoff hole.
- June 1-3 Ben Hogan Quicksilver Open; Quicksilver GC; Midway, PA; \$150,000; **R.W. Eaks**, 212 (-4); \$30,000; Two strokes over Brandel Chamblee, Ed Humenik and Dick Mast.
- June 8-10 Ben Hogan Quail Hollow Open; Quail Hollow Resort; Concord, OH; \$100,000; **Barry Cheesman**, 207 (-9), \$20,000; Two strokes over Kim Young.
- June 15-17 Ben Hogan Ft. Wayne Open; Orchard Ridge GC; Fort Wayne, IN; \$100,000; **Dick Mast (3)**, 197 (-16), \$20,000; Three strokes over Jim McGovern.
- June 29-July 1 Ben Hogan Central New York Classic; Seven Oaks GC; Hamilton, NY; \$100,000; **Tom Garner**, 207 (-9), \$20,000; One stroke over Ed Humenik, Brian Watts and Andrew Morse.
- July 6-8 Ben Hogan New Haven Open; Yale GC; New Haven, CT; \$100,000; **Jim McGovern (2)**, 201 (-9), \$20,000; Three strokes over Tray Tyner.
- July 13-15 Ben Hogan New England Classic; The Woodlands CC; Falmouth, ME; \$100,000; **Brandel Chamblee**, 215 (-1), \$20,000; One stroke over Jeff Maggert.

NIKE TOUR TOURNAMENT CHRONOLOGY (continued)

- July 20-22 Ben Hogan Buffalo Open; Brierwood CC; Hamburg, NY; \$100,000; **Jeff Maggert (2)**, 204 (-12), \$20,000; Defeated Carl Cooper and Greg Ladehoff with birdie on first playoff hole.
- Aug. 3-5 Ben Hogan Dakota Dunes Open; Dakota Dunes CC (Boat Course); Dakota Dunes, SD; \$100,000; **Kim Young**, 197 (-19), \$20,000; One stroke over Mike Springer and Steve Stricker.
- Aug. 10-12 Ben Hogan Deer Creek Open; Deer Creek GC; Overland Park, KS; \$100,000; **Trevor Dodds**, 206 (-10), \$20,000; One stroke over Jeff Maggert, Eric Manning and Dennis Trixler.
- Aug. 17-19 Ben Hogan Greater Ozarks Open; Highland Springs CC; Springfield, MO; \$100,000; **Jeff Cook**, 207 (-9), \$20,000; Defeated Olin Browne with birdie on first playoff hole.
- Aug. 24-26 Ben Hogan Reflection Ridge Open; Reflection Ridge GC; Wichita, KS; \$100,000; **Tom Lehman**, 202 (-14), \$20,000; One stroke over Greg Whisman.
- Aug. 31-Sept. 2 Ben Hogan Texarkana Open; Texarkana CC; Texarkana, AR; \$100,000; **Jim McGovern (3)**, 200 (-16), \$20,000; Two strokes over John Daly.
- Sept. 7-9 Ben Hogan Amarillo Open; Amarillo CC; Amarillo, TX; \$100,000; **Lindy Miller**, 200 (-10), \$20,000; Two strokes over John Daly, Andy Dillard, Kevin Leach and Brian Watts.
- Sept. 14-16 Ben Hogan Utah Classic; Riverside CC; Provo, UT; \$100,000; **John Daly**, 203 (-13), \$20,000; One stroke over R.W. Eaks.
- Sept. 21-23 Ben Hogan Boise Open; Hillcrest CC; Boise, ID; \$100,000; **Ricky Smallridge**, 199 (-14); \$20,000; Three strokes over Robert Thompson, Greg Whisman and David Hobby.
- Sept. 28-30 Ben Hogan Reno Open; Northgate GC; Reno, NV; \$100,000; **Mike Springer (2)**, 202 (-14), \$20,000; Four strokes over Kelly Gibson and Rick Cramer.
- Oct. 5-7 Ben Hogan Santa Rosa Open; Windsor GC; Windsor, CA; \$100,000; **Ed Humenik (2)**, 204 (-12), \$20,000; Three strokes over John Flannery.
- Oct. 19-21 Ben Hogan El Paso Open; Coronado CC; El Paso, TX; \$100,000; **Mike Springer (3)**, 204 (-6), \$20,000; Two strokes over Robert Friend.

1991

- Feb. 1-3 Ben Hogan Bakersfield Open; Bakersfield CC; Bakersfield, CA; \$100,000; **Olin Browne**, 207 (-9), \$20,000; Four strokes over Robert Friend and Ron Streck.
- Feb. 8-10 Ben Hogan Yuma Open; Desert Hills GC; Yuma, AZ; \$100,000; **P.H. Horgan III**, 196 (-17); \$20,000; Two strokes over Olin Browne and Steve Lowery.
- Mar. 1-3 Ben Hogan South Texas Open; NorthShore CC; Portland, TX; \$100,000; **Roger Salazar**, 219 (+3); \$20,000; Three strokes over Doug Martin and Sean Murphy.
- Mar. 8-10 Ben Hogan Shreveport Open; Southern Trace CC; Shreveport, LA; \$125,000; **Jeff Coston**, 210 (-6), \$25,000; Defeated Beau Baugh with birdie on fifth playoff hole.
- Mar. 15-17 Ben Hogan Mississippi Gulf Coast Classic; Windance G&CC; Gulfport, MS; \$125,000; **Tom Lehman**, 137 (-7); \$25,000; Defeated Tim Straub and John Wilson with birdie on eighth playoff hole.
- Mar. 22-24 Ben Hogan Panama City Beach Classic; Hombre GC; Panama City Beach, FL; \$100,000; **Bruce Zabriski**, 208 (-8), \$20,000; Three strokes over Buddy Gardner.

NIKE TOUR TOURNAMENT CHRONOLOGY (continued)

- Mar. 28-30 Ben Hogan Gateway Open; Gateway GC; Ft. Myers, FL; \$100,000; **Gary McCord**, 205 (-11), \$20,000; Five strokes over Paul Trittler, Rocky Walcher and Tom Garner.
- Apr. 5-7 Ben Hogan Lake City Classic; Lake City CC; Lake City, FL; \$125,000; **Don Reese**, 198 (-18); \$25,000; One stroke over Roger Rowland.
- Apr. 19-21 Ben Hogan Pensacola Open; Marcus Pointe GC; Pensacola, FL; \$100,000; **Stephen Ames**, 204 (-12), \$20,000; One stroke over Jerry Foltz.
- Apr. 26-29 Ben Hogan Macon Open; River North CC; Macon, GA; \$100,000; **P.H. Horgan III (2)**, 201 (-15), \$20,000; Defeated Mike Miles with par on first playoff hole.
- May 3-5 Ben Hogan South Carolina Classic; CC of South Carolina; Florence, SC; \$125,000; **Tom Lehman (2)**, 202 (-14); \$25,000; Defeated Ray Pearce with birdie on first playoff hole.
- May 17-19 Ben Hogan Knoxville Open; Willow Creek GC; Knoxville, TN; \$100,000; **Frank Conner**, 198 (-15); \$20,000; One stroke over Perry Arthur and Paul Goydos.
- May 24-27 Ben Hogan Elizabethtown Open; Pine Valley CC; Elizabethtown, KY; \$100,000; **Ricky Smallridge**, 201 (-12); \$20,000; Five strokes over Jerry Foltz.
- May 31-
June 2 Ben Hogan Quicksilver Open; Quicksilver GC; Midway, PA; \$200,000; **Lon Hinkle**, 210 (-6), \$40,000; Two strokes over Joey Rassett, Andrew Morse and Rick Pearson.
- June 6-9 Ben Hogan Cleveland Open; Quail Hollow GC; Concord, OH; \$125,000; **Jeff Gallagher**, 201 (-15), \$25,000; One stroke over Tom Lehman and Doug Martin.
- June 23-25 Ben Hogan Ft. Wayne Open; Orchard Ridge CC; Ft. Wayne, IN; \$100,000; **Robert Friend**, 201 (-12), \$20,000; Defeated Jerry Anderson and Dennis Trixler with birdie on fourth playoff hole.
- June 28-30 Ben Hogan New England Classic; The Woodlands Club; Falmouth, ME; \$100,000; **Steve Haskins**, 207 (-9), \$20,000; One stroke over Jeff Gallagher.
- July 5-7 Ben Hogan Connecticut Open; Yale GC; New Haven, CT; \$100,000; **Mike Holland**, 199 (-11), \$20,000; Four strokes over P.H. Horgan III.
- July 19-21 Ben Hogan Hawkeye Open; Finkbine GC; Iowa City, IA; \$125,000; **Olin Browne (2)**, 199 (-14); Two strokes over John Ross and Ted Tryba.
- July 26-28 Ben Hogan Wichita Charity Classic; Reflection Ridge GC; Wichita, KS; \$125,000; **Eric Hoos**, 199 (-17); One stroke over Tom Garner and Pete Jordan.
- Aug. 2-4 Ben Hogan Dakota Dunes Open; Dakota Dunes CC; Dakota Dunes, SD; \$125,000; **Jeff Woodland**, 196 (-20); One stroke over Stephen Ames, Kel Devlin and Kelly Gibson.
- Aug. 9-11 Ben Hogan Tulsa Open; GC of Oklahoma; Tulsa, OK; \$125,000; **Frank Conner (2)**, 210 (-6), \$25,000; Defeated Tom Lehman with birdie on second playoff hole.
- Aug. 16-18 Ben Hogan Greater Ozarks Open; Highland Springs CC; Springfield, MO; \$125,000; **Rick Dalpos**, 201 (-15), \$25,000; Four strokes over Kevin Sutherland.
- Aug. 23-25 Ben Hogan Texarkana Open; Texarkana CC; Texarkana, AR; \$125,000; **Jerry Anderson**, 201 (-15), \$25,000; Defeated Fran Quinn with par on first playoff hole.
- Sept. 6-8 Ben Hogan Reno Open; Northgate GC; Reno, NV; \$100,000; **John Flannery**, 211 (-5); \$20,000; Defeated Rob Boldt, Esteban Toledo and Tom Lehman with par on fourth playoff hole.

NIKE TOUR TOURNAMENT CHRONOLOGY (continued)

- Sept. 13-15 Ben Hogan Boise Open; Hillcrest CC; Boise, ID; \$125,000; **Russell Beiersdorf**, 202 (-11); \$25,000; Defeated Rich Parker with par on third playoff hole.
- Sept. 20-22 Ben Hogan Utah Classic; Riverside CC; Provo, UT; \$100,000; **Ted Tryba**, 202 (-14), \$20,000; One stroke over Webb Heintzelman.
- Sept. 27-29 Ben Hogan El Paso Open; Coronado CC; El Paso, TX; \$125,000; **Rick Todd**, 202 (-8), \$25,000; One stroke over Tom Eubank.
- Oct. 11-13 Ben Hogan Santa Rosa Open; Windsor GC, Windsor, CA; \$100,000; **Tom Lehman (3)**, 207 (-9), \$20,000; One stroke over Mike Foster, Brad Greer, Webb Heintzelman and Jeff Woodland.
- Oct. 18-20 Ben Hogan Tri-Cities Open; Meadow Springs CC; Richland, WA; \$125,000; **Kelly Gibson**, 205 (-11), \$25,000; Two strokes over Jerry Anderson.

1992

- Feb. 14-16 Ben Hogan Yuma Open; Desert Hills GC; Yuma, AZ; \$125,000; **Paul Goydos**, 201 (-12), \$25,000; One stroke over Jeff Coston and Taylor Smith.
- Feb. 28-
Mar. 1 Ben Hogan South Texas Open; NorthShore CC; Portland, TX; \$125,000; **Brian Henninger**, 208 (-8), \$25,000; Defeated Bob Burns with birdie on first playoff hole.
- Mar. 6-8 Ben Hogan Louisiana Open; Le Triomphe CC; Broussard, LA; \$125,000; **Sean Murphy**, 200 (-16), \$25,000; One stroke over Tony Grimes.
- Mar. 13-15 Ben Hogan Lake City Classic; Lake City CC; Lake City, FL; \$125,000; **Tim Loustalot**, 206 (-10), \$25,000; One stroke over Jack Larkin.
- Mar. 19-22 Ben Hogan Panama City Beach Classic; Hombre GC; Panama City Beach, FL; \$125,000; **Brian Kamm**, 210 (-6), \$25,000; One stroke over Jeff Gallagher.
- Mar. 27-29 Ben Hogan Mississippi Gulf Coast Classic; Windance CC; Gulfport, MS; \$125,000; **Glen Hnatiuk**, 207 (-9), \$25,000; One stroke over Bruce Zabriski, Mike Donald and John Flannery.
- Apr. 2-5 Ben Hogan Pensacola Open; Marcus Pointe GC; Pensacola, FL; \$125,000; **Rick Dalpos**, 272 (-16), \$25,000; Four strokes over Roger Gunn.
- Apr. 17-19 Ben Hogan Shreveport Open; Southern Trace CC; Shreveport, LA; \$150,000; **Ted Tryba**, 202 (-14), \$30,000; Two strokes over Skip Kendall.
- Apr. 24-26 Ben Hogan Macon Open; River North CC; Macon, GA; \$125,000; **Brian Henninger (2)**, 205 (-11), \$25,000; One stroke over Ted Tryba.
- May 1-3 Ben Hogan South Carolina Classic; CC of South Carolina; Florence, SC; \$150,000; **John Flannery**, 272 (-16), \$30,000; Five strokes over Steve Rintoul.
- May 8-10 Ben Hogan Greater Greenville Classic; Verdae Greens GC; Greenville, SC; \$150,000; **Russell Beiersdorf**, 133 (-11), \$30,000; Two strokes over Karl Kimball.
- May 15-17 Ben Hogan Knoxville Open; Willow Creek GC; Knoxville, TN; \$150,000; **Brian Henninger (3)**, 200 (-13), \$30,000; Two strokes over Curt Byrum, Tom Shaw and Rick Todd.
- June 4-7 Ben Hogan Quicksilver Open; Quicksilver GC; Midway, PA; \$250,000; **John Flannery (2)**, 277 (-11); \$50,000; Three strokes over Steve Lowery.

NIKE TOUR TOURNAMENT CHRONOLOGY (continued)

- June 12-14 Ben Hogan Cleveland Open; Quail Hollow Resort; Concord, OH; \$250,000; **David Jackson**, 199 (-17), \$50,000; Three strokes over Dave Miley and Mike Putnam.
- June 19-21 Ben Hogan Connecticut Open; Yale GC; New Haven, CT; \$125,000; **Jon Christian**, 198 (-12), \$25,000; Seven strokes over Jeff Coston.
- June 25-28 Ben Hogan New England Classic; Woodlands CC; Falmouth, ME; \$125,000; **Greg Bruckner**, 208 (-8), \$25,000; Defeated Edward Kirby with par on first playoff hole.
- July 10-12 Ben Hogan Fort Wayne Open; Brookwood GC; Ft. Wayne, IN; \$125,000; **Russell Beiersdorf (2)**, 200 (-16), \$25,000; Defeated Chris Anderson with birdie on first playoff hole.
- July 16-19 Ben Hogan Dakota Dunes Open; Dakota Dunes CC; Dakota Dunes, SD; \$150,000; **Rick Todd**, 207 (-9); \$30,000; Defeated David Jackson with par on second playoff hole.
- July 24-26 Ben Hogan Hawkeye Open; Finkbine GC; Iowa City, IA; \$125,000; **John Dowdall**, 134 (-8), \$25,000; One stroke over Kevin Sutherland.
- July 31-Aug. 1 Ben Hogan Greater Ozarks Open; Highland Springs CC; Springfield, MO; \$150,000; **Lennie Clements**, 205 (-11), \$30,000; Defeated Tommy Tolles and Ted Tryba with birdie on first playoff hole.
- Aug. 7-9 Ben Hogan Wichita Charity Classic; Reflection Ridge GC; Wichita, KS; \$125,000; **Jeff Woodland**, 204 (-12), \$25,000; Defeated Bob May with birdie on first playoff hole.
- Aug. 14-16 Ben Hogan Texarkana Open; Texarkana CC; Texarkana, AR; \$150,000; **Perry Moss**, 197 (-19), \$30,000; Six strokes over Trevor Dodds and Marty Schiene.
- Aug. 21-23 Ben Hogan Tulsa Open; GC of Oklahoma; Broken Arrow, OK; \$150,000; **Steve Lowery**, 213 (-3), \$30,000; Defeated Jeff Coston with birdie on second playoff hole.
- Aug. 28-30 Ben Hogan Permian Basin Open; Club at Mission Dorado; Odessa, TX; \$150,000; **Taylor Smith**, 204 (-12), \$30,000; One stroke over Pete Jordan and Andrew Morse.
- Sept. 11-13 Ben Hogan Tri-Cities Open; Meadow Springs CC; Richland, WA; \$125,000; **Rick Pearson**, 210 (-6), \$25,000; Two strokes over Curt Byrum and Mike Foster.
- Sept. 18-20 Ben Hogan Boise Open; Hillcrest CC; Boise, ID; \$150,000; **Jaime Gomez**, 202 (-11), \$30,000; One stroke over Sean Murphy.
- Sept. 25-27 Ben Hogan Utah Classic; Riverside CC; Provo, UT; \$125,000; **Jeff Woodland**, 202 (-14), \$25,000; Three strokes over David Jackson and Brian Kamm.
- Oct. 2-4 Ben Hogan Sonoma County Open; Windsor GC; Windsor, CA; \$125,000; **John Flannery (3)**, 199 (-17), \$25,000; Three strokes over Mark Wurtz.
- Oct. 9-11 Ben Hogan Bakersfield Open; Seven Oaks CC; Bakersfield, CA; \$150,000; **Tom Garner**, 205 (-11), \$30,000; Two strokes over Steve Lowery.
- Oct. 16-18 Ben Hogan Fresno Open; Ft. Washington CC; Fresno, CA; \$150,000; **Mike Springer**, 206 (-11), \$30,000; One stroke over Pete Jordan.

1993

- Feb. 19-21 NIKE Yuma Open; Desert Hills GC; Yuma, AZ; \$150,000; **Ron Streck**, 201 (-12), \$27,000; Defeated Chris DiMarco with par on second playoff hole.

NIKE TOUR TOURNAMENT CHRONOLOGY (continued)

- Mar. 4-7 NIKE Monterrey Open, Club Campestre; Monterrey, Mexico; \$200,000; **Olin Browne**, 276 (-12), \$36,000; One stroke over Lon Hinkle and Stan Utley.
- Mar. 18-21 NIKE Louisiana Open; Le Triomphe CC; Broussard, LA; \$150,000; **R.W. Eaks**, 273 (-15), \$27,000; Two strokes over Karl Kimball.
- Mar. 26-28 NIKE Panama City Beach Classic; Hombre GC; Panama City Beach, FL; \$150,000; **Mike Schuchart**, 208 (-8), \$27,000; Two strokes over Ron Streck.
- Apr. 1-4 NIKE South Texas Open; NorthShore GC; Portland, TX; \$150,000; **Doug Martin**, 287 (-1), \$27,000; Defeated Guy Boros with birdie on first playoff hole.
- Apr. 15-18 NIKE Shreveport Open; Southern Trace CC; Shreveport, LA; \$150,000; **Sonny Skinner**, 278 (-10), \$27,000; One stroke over Bob May.
- Apr. 23-25 NIKE Central Georgia Open; River North CC; Macon, GA; \$150,000; **Sean Murphy**, 205 (-11), \$27,000; Two strokes over Don Walsworth.
- Apr. 29-May 2 NIKE South Carolina Classic; CC of South Carolina; Florence, SC; \$150,000; **Hugh Royer III**, 273 (-15), \$27,000; One stroke over Chris DiMarco and Steve Haskins.
- May 6-9 NIKE Greater Greenville Classic; Verdae Greens GC; Greenville, SC; \$150,000; **Sean Murphy (2)**, 271 (-17), \$27,000; One stroke over Doug Martin.
- May 13-16 NIKE Knoxville Open; Willow Creek GC; Knoxville, TN; \$175,000; **Tim Conley**, 261 (-23), \$31,500; Seven strokes over Larry Silveira, Greg Whisman, Jerry Haas and Tommy Tolles.
- May 21-23 NIKE Miami Valley Open; Heatherwoode GC; Springboro, OH; \$175,000; **Emlyn Aubrey**, 202 (-11), \$31,500; Four strokes over Larry Silveira.
- June 3-6 NIKE Dominion Open; The Dominion Club; Glen Allen, VA; \$175,000; **Angel Franco**, 272 (-16), \$31,500; Two strokes over Rocky Walcher.
- June 10-13 NIKE Cleveland Open; Quail Hollow Resort; Concord, OH; \$275,000; **Stan Utley**, 271 (-17), \$49,500; Three strokes over Jerry Kelly.
- June 18-20 NIKE Connecticut Open; Yale GC; New Haven, CT; \$150,000; **Dave Stockton, Jr.**, 204 (-6), \$27,000; One stroke over Jeff Coston.
- June 24-27 NIKE New England Classic; The Woodlands Club; Falmouth, ME; \$150,000; **John Morse**, 278 (-10), \$27,000; Four strokes over Emlyn Aubrey, Pete Jordan, Sam Randolph and Larry Silveira.
- July 1-4 NIKE White Rose Classic; Honey Run G&CC; York, PA; \$200,000; **Curt Byrum**, 270 (-18), \$36,000; One stroke over Morris Hatafsky, Esteban Toledo and Gary Rusnak.
- July 8-11 NIKE Hawkeye Open; Finkbine GC; Iowa City, IA; \$150,000; **Dave Stockton, Jr. (2)**, 200 (-13), \$27,000; Four strokes over Mike Heinen.
- July 15-18 NIKE Dakota Dunes Open; Dakota Dunes CC; Dakota Dunes, SD; \$175,000; **Alan Pate**, 260 (-16), \$31,500; One stroke over Stan Utley.
- July 22-25 NIKE Greater Ozarks Open; Highland Springs CC; Springfield, MO; \$175,000; **Tommy Tolles**, 271 (-17), \$31,500; Two strokes over Bob Burns and Bob May.
- July 30-Aug. 1 NIKE Mississippi Gulf Coast Classic; Windance CC; Gulfport, MS; \$150,000; **Jim Furyk**, 206 (-10), \$27,000; Defeated Bob Friend with birdie on first playoff hole.

NIKE TOUR TOURNAMENT CHRONOLOGY (continued)

- Aug. 6-8 NIKE Permian Basin Open; The Club at Mission Dorado; Odessa, TX; \$150,000; **Franklin Langham**, 202 (-14), \$27,000; Defeated Doug Martin with birdie on first playoff hole.
- Aug. 12-15 NIKE New Mexico Charity Classic; Valle Grande GC; Santa Ana Pueblo; NM; \$175,000; **Chris Patton**, 262 (-22), \$31,500; Five strokes over Doug Martin and John Morse.
- Aug. 19-22 NIKE Wichita Open; Reflection Ridge GC; Wichita, KS; \$150,000; **David Duval**, 271 (-17), \$27,000; One stroke over Jeff Lee and John Morse.
- Aug. 26-29 NIKE Texarkana Open; Texarkana CC; Texarkana, AR; \$150,000; **Hugh Royer III (2)**, 267 (-21), \$27,000; Two strokes over Steve Rintoul.
- Sept. 10-12 NIKE Tri-Cities Open; Meadow Springs CC; Richland, WA; \$150,000; **Steve Jurgensen**, 207 (-9), \$27,000; One stroke over Stan Utey.
- Sept. 16-18 NIKE Utah Classic; Riverside CC; Provo, UT; \$150,000; **Sean Murphy (3)**, 204 (-12), \$27,000; Defeated Curt Byrum, Jim Carter and Tommy Moore with birdie on third playoff hole.
- Sept. 24-26 NIKE Boise Open; Hillcrest CC; Boise, ID; \$200,000; **Tommy Moore**, 199 (-14), \$36,000; Three strokes over Olin Browne.
- Sept. 30-Oct. 3 NIKE Sonoma County Open; Windsor GC; Windsor, CA; \$150,000; **Sean Murphy (4)**, 274 (-14), \$27,000; One stroke over Joey Rassett.
- Oct. 8-10 NIKE Bakersfield Open; Seven Oaks CC; Bakersfield, CA; \$150,000; **Clark Dennis**, 202 (-14), \$27,000; Defeated Jim Furyk and Sonny Skinner with birdie on first playoff hole.
- Oct. 14-17 NIKE TOUR Championship; Pumpkin Ridge GC (Ghost Creek Course); Cornelius, OR; \$200,000; **David Duval (2)**, 277 (-7); \$36,000; One stroke over Danny Briggs.

1994

- Feb. 3-6 NIKE Inland Empire Open; Moreno Valley Ranch GC (Mountain and Valley Nines); Moreno Valley, CA; \$200,000; **Skip Kendall**, 197 (-19), \$36,000; Six strokes over Emlyn Aubrey.
- Mar. 3-6 NIKE Monterrey Open; Club Campestre; Monterrey, Mexico; \$200,000; **Scott Gump**, 269 (-19), \$36,000; One stroke over Brian Henninger.
- Mar. 24-27 NIKE Louisiana Open; Le Triomphe GC; Broussard, LA; \$175,000; **Bill Porter**, 276 (-12), \$31,500; Two strokes over Brad Fabel.
- Mar. 31-Apr. 3 NIKE Pensacola Open; The Moors GC; Milton, FL; **Bruce Vaughan**, 271 (-17); \$36,000; One stroke over Ron Philo, Jr.
- Apr. 7-10 NIKE Mississippi Gulf Coast Classic; Windance G&CC; Gulfport, MS; \$175,000; **John Elliott**, 276 (-12), \$31,500; Defeated Chris Perry with par on second playoff hole.
- Apr. 15-17 NIKE Panama City Beach Classic; Hombre GC; Panama City Beach, FL; \$175,000; **Keith Fergus**, 202 (-14), \$31,500; Two strokes over Tommy Armour III.
- Apr. 21-24 NIKE Shreveport Open; Southern Trace CC; Shreveport, LA; \$175,000; **Omar Uresti**, 270 (-18), \$31,500; Defeated Pat Bates with par on sixth playoff hole.
- Apr. 28-May 1 NIKE Alabama Classic; Cherokee Ridge CC; Union Grove, AL; \$200,000; **Tommy Tolles**, 274 (-14), \$36,000; One stroke over Clark Burroughs.

NIKE TOUR TOURNAMENT CHRONOLOGY (continued)

- May 5-8 NIKE South Carolina Classic; CC of South Carolina; Florence, SC; \$175,000; **Charlie Rymer**, 274 (-14), \$31,500; One stroke over Pat Bates.
- May 12-15 NIKE Central Georgia Open; River North CC; Macon, GA; \$175,000; **Rick Pearson**, 273 (-15), \$31,500; Defeated Bill Murchison, Danny Briggs and Charlie Rymer with birdie on second playoff hole.
- May 19-22 NIKE Knoxville Open; Willow Creek GC; Knoxville, TN; \$200,000; **Vic Wilk**, 275 (-9), \$36,000; One stroke over Bill Murchison.
- May 26-29 NIKE Greater Greenville Classic; Verdae Greens GC; Greenville, SC; \$175,000; **Scott Gump (2)**, 272 (-16), \$31,500; One stroke over Tim Conley.
- June 2-5 NIKE Miami Valley Open; Heatherwoode GC; Springboro, OH; \$200,000; **Tommy Armour III**, 266 (-18), \$36,000; Three strokes over Jim Carter.
- June 9-12 NIKE Cleveland Open; Quail Hollow Resort; Concord, OH; \$200,000; **Tommy Armour III (2)**, 275 (-13), \$36,000; Defeated Scott Gump and Tom Scherrer with birdie on first playoff hole.
- June 16-19 NIKE Dominion Open; The Dominion Club; Glen Allen, VA; \$200,000; **Sonny Skinner**, 271 (-17), \$36,000; Defeated Jim Carter with birdie on first playoff hole.
- June 23-26 NIKE Carolina Classic; Prestonwood CC; Cary, NC; \$200,000; **Skip Kendall (2)**, 276 (-12), \$36,000; Two strokes over Pat Bates.
- July 21-24 NIKE Gateway Classic; Lake Forest G&CC; Lake Saint Louis, MO; \$200,000; **Brad Fabel**, 279 (-9), \$36,000; One stroke over Jim Carter and Chris Perry.
- July 29-Aug. 1 NIKE Wichita Open; Reflection Ridge GC; Wichita, KS; \$175,000; **Dennis Postlewait**, 271 (-17), \$31,500; One stroke over Clark Burroughs.
- Aug. 4-7 NIKE Dakota Dunes Open; Dakota Dunes CC; Dakota Dunes, SD; \$200,000; **Pat Bates**, 276 (-12), \$36,000; Two strokes over Rex Caldwell and Gary Webb.
- Aug. 11-14 NIKE Ozarks Open; Highland Springs CC; Springfield, MO; \$200,000; **Jerry Haas**, 272 (-16), \$36,000; One stroke over Frank Conner.
- Aug. 18-21 NIKE Texarakana Open; Texarkana CC; Texarkana, AR; \$200,000; **Mike Brisky**, 266 (-22), \$36,000; Seven strokes over Sonny Skinner.
- Aug. 25-28 NIKE Permian Basin Open; The Club at Mission Dorado; Odessa, TX; \$175,000; **Bruce Vaughan**, 269 (-19), \$31,500; Four strokes over Gary Rusnak and Bob Wolcott.
- Sept. 1-4 NIKE New Mexico Charity Classic; University of New Mexico Championship Course; Albuquerque, NM; \$175,000; **Jim Carter**, 272 (-16), \$31,500; One stroke over Emlyn Aubrey and Chad Ginn.
- Sept. 9-11 NIKE Utah Classic; Riverside CC; Provo, UT; \$175,000; **Chris Perry**, 205 (-11), \$31,500; One stroke over David Duval.
- Sept. 16-18 NIKE Boise Open; Hillcrest CC; Boise, ID; \$200,000; **Keith Fergus (2)**, 198 (-15), \$36,000; Defeated Bill Murchison with par on second playoff hole.
- Sept. 23-25 NIKE Tri-Cities Open; Meadow Springs CC; Richland, WA; \$175,000; **Jerry Haas (2)**, 203 (-13), \$31,500; One stroke over Brad Fabel.
- Sept. 30-Oct. 2 NIKE Sonoma County Open; Windsor GC; Windsor, CA; \$175,000; **Jerry Haas (3)**, 277 (-11), \$31,500; Two strokes over Woody Austin.

NIKE TOUR TOURNAMENT CHRONOLOGY (continued)

Oct. 13-16 NIKE TOUR Championship; Pumpkin Ridge GC (Ghost Creek Course); Cornelius, OR; \$225,000; **Mike Schuchart**, 277 (-11), \$40,500; One stroke over Emlyn Aubrey, Jeff Cook and Lee Rinker.

1995

Feb. 23-26 NIKE San Jose Open; Almaden CC; San Jose, CA; \$200,000; **John Maginnes**, 277 (-11), \$36,000; Three strokes over Larry Silveira.

Mar. 2-5 NIKE Inland Empire Open; Moreno Valley GC (Mountain and Valley Nines); Moreno Valley, CA; \$200,000; **Jeff Brehaut**, 204 (-12), One stroke over Danny Briggs and David Toms.

Mar. 16-19 NIKE Monterrey Open; Club Campestre, Monterrey, Mexico; \$225,000; **Stuart Appleby**, 273 (-15), \$40,500; Defeated Rafael Alarcon with birdie on seventh playoff hole.

Mar. 23-26 NIKE Louisiana Open; Le Triomphe G&CC; Broussard, LA; \$200,000; **Stan Utley**, 268 (-20), \$36,000; Two strokes over Keith Fergus.

Mar. 30-Apr. 2 NIKE Pensacola Classic; The Moors GC; Milton, FL; \$200,000; **Clarence Rose**, 201 (-12), \$36,000; Three strokes over Hicks Malonson, Bill Buttner and Joe Cioe.

Apr. 6-9 NIKE Mississippi Gulf Coast Classic; Windance G&CC; Gulfport, MS; \$200,000; **Allen Doyle**, 273 (-15), \$36,000; Defeated Franklin Langham with par on second playoff hole.

Apr. 13-16 NIKE Tallahassee Open; Golden Eagle CC; Tallahassee, FL; \$200,000; **Bill Murchison**, 276 (-12), \$36,000; Five strokes over Olin Browne, Peter Persons and Tom Byrum.

Apr. 20-23 NIKE Shreveport Open; Southern Trace CC; Shreveport, LA; \$200,000; **Brad Fabel**, 131 (-13), \$36,000; Four strokes over Chris Smtih.

Apr. 27-30 NIKE Alabama Classic; Cherokee Ridge CC; Union Grove, AL; \$200,000; **Jerry Kelly**, 273 (-15), \$36,000; Defeated Buddy Gardner with par on first playoff hole.

May 4-7 NIKE South Carolina Classic; CC of South Carolina; Florence, SC; \$200,000; **Jerry Foltz**, 279 (-9), \$36,000; One stroke over Morris Hatafsky, Tim Simpson and Robert Wrenn.

May 11-14 NIKE Central Georgia Open; River North CC; Macon, GA; \$200,000; **Matt Peterson**, 268 (-20), \$36,000; Two strokes over Jeff Barlow.

May 18-21 NIKE Knoxville Open; Three Ridges GC; Knoxville, TN; \$200,000; **Tom Scherrer**, 275 (-13), \$36,000; Defeated Mike Sposa with birdie on first playoff hole.

May 25-28 NIKE Greater Greenville Classic; Verdae Greens GC; Greenville, SC; \$200,000; **David Toms**, 267 (-21), \$36,000; Defeated Tom Scherrer with birdie on first playoff hole.

June 1-4 NIKE Dominion Open; The Dominion Club; Richmond, VA; \$200,000; **Hugh Royer III**, 270 (-18); \$36,000; Defeated Tom Scherrer with birdie on first playoff hole.

June 8-11 NIKE Miami Valley Open; Heatherwoode GC; Springboro, OH; \$200,000; **Stan Utley (2)**, 264 (-20), \$36,000; Four strokes over John Hough and Steve Jurgensen.

June 15-18 NIKE Cleveland Open; Quail Hollow Resort; Concord, OH; \$200,000; **Karl Zoller**, 274 (-14), \$36,000; Defeated Larry Silveira with par on first playoff hole.

June 22-25 NIKE Carolina Classic; Prestonwood CC; Cary, NC; \$200,000; **Michael Christie**, 266 (-22), \$36,000; Two strokes over Sean Murphy.

NIKE TOUR TOURNAMENT CHRONOLOGY (continued)

- June 29-
July 2 NIKE Philadelphia Classic; Philmont CC; Huntingdon Valley, PA; \$200,000; **Sean Murphy**, 267 (-13), \$36,000; One stroke over Allen Doyle.
- July 13-16 NIKE Buffalo Open; Briarwood CC; Hamburg, NY; \$200,000; **Jerry Kelly (2)**, 274 (-14), \$36,000; One stroke over Tim Simpson.
- July 20-23 NIKE Gateway Classic; Lake Forest G&CC; Lake Saint Louis, MO; \$200,000; **Chris Smith**, 203 (-13), \$36,000; Defeated Glen Hnatiuk with birdie on first playoff hole.
- July 27-30 NIKE Wichita Open; Reflection Ridge GC; Wichita, KS; \$200,000; **David Toms (2)**, 269 (-19), \$36,000; Defeated E.J. Pfister with eagle on second playoff hole.
- Aug. 3-6 NIKE Dakota Dunes Open; Dakota Dunes CC; Dakota Dunes, SD; \$200,000; **Chris Smith (2)**, 272 (-16), \$36,000; One stroke over Greg Hamilton and Clarence Rose.
- Aug. 10-13 NIKE Ozarks Open; Highland Springs CC; Springfield, MO; \$200,000; **Mike Schuchart**, 271 (-17), \$36,000; Defeated Stuart Appleby and P.H. Horgan III with birdie on second playoff hole.
- Aug. 17-20 NIKE Permian Basin Open; The Club at Mission Dorado; Odessa, TX; \$200,000; **Hugh Royer III (2)**, 275 (-13), \$36,000; One stroke over Paul Claxton, Kawika Cotner, Chris Smith, Phil Tataurangi, Frank Conner, Franklin Langham and Dave Miley.
- Aug. 24-27 NIKE Texarkana Open; Texarkana CC; Texarkana, AR; \$200,000; **Allen Doyle (2)**, 269 (-19), \$36,000; One stroke over Gary Rusnak.
- Sept. 8-10 NIKE Utah Classic; Riverside CC; Provo, UT; \$200,000; **Glen Hnatiuk**, 203 (-13), \$36,000; Defeated Franklin Langham and Harry Rudolph with birdie on first playoff hole.
- Sept. 15-17 NIKE Tri-Cities Open; Meadow Springs CC; Richland, WA; **Jeff Gove**, 202 (-14), \$36,000; Defeated Franklin Langham with birdie on first playoff hole.
- Sept. 22-24 NIKE Boise Open; Hillcrest CC; Boise, ID; \$250,000; **Frank Lickliter**, 200 (-13), \$45,000; One stroke over Kevin Burton and Craig Kanada.
- Sept. 28-
Oct. 1 NIKE Sonoma County Open; Windsor GC; Windsor, CA; \$200,000; **Stuart Appleby (2)**, 269 (-19), \$36,000; Four strokes over Jerry Kelly, Bobby Collins and Joe Durant.
- Oct. 19-22 NIKE TOUR Championship; Settlebrook Creek GC; Roswell, GA; \$250,000; **Allen Doyle (3)**, 283 (-5), \$45,000; Defeated John Maginnes with par on first playoff hole.

1996

- Feb. 22-26 NIKE San Jose Open; Almaden CC; San Jose, CA; \$200,000; **Larry Silveira**, 207 (-9), \$36,000; Defeated Stewart Cink and Bobby Elliott with birdie on first playoff hole. (Playoff held Monday, Feb. 26)
- Feb. 29-
Mar. 3 NIKE Inland Empire Open; Moreno Valley Ranch GC (Mountain and Valley Nines); Moreno Valley, CA; \$200,000; **Jim Estes**, 272 (-16), \$36,000; One stroke over Rob Moss.
- Mar. 14-17 NIKE Monterrey Open; Club Campestre; Monterrey, Mexico; \$225,000; **David Berganio, Jr.**, 272 (-16), \$40,500; One stroke over Rafael Alarcon, Todd Demsey, Jack O'Keefe and Steve Rintoul.
- Mar. 28-31 NIKE Louisiana Open; Le Triomphe CC; Broussard, LA; \$250,000; **Paul Stankowski**, 266 (-22), \$45,000; Four strokes over Greg Whisman.
- Apr. 4-7 NIKE Tallahassee Open; Golden Eagle CC; Tallahassee, FL; \$200,000; **P.J. Cowan**, 279 (-9), \$36,000; Defeated P.H. Horgan III with birdie on first playoff hole.

NIKE TOUR TOURNAMENT CHRONOLOGY (continued)

- Apr. 11-14 NIKE South Carolina Classic; CC of South Carolina; Florence, SC; \$200,000; **Dave Rummells**, 276 (-12), \$36,000; Two strokes over Scott Petersen, P.H. Horgan III and Brad Ott.
- Apr. 18-21 NIKE Alabama Classic; Cherokee Ridge CC; Union Grove, AL; \$200,000; **P.H. Horgan III**, 202 (-14), \$36,000; One stroke over Jack O'Keefe.
- Apr. 25-28 NIKE Shreveport Open; Southern Trace CC; Shreveport, LA; \$200,000; **Tim Loustalot**, 277 (-11), \$36,000; One stroke over Joe Durant.
- May 9-12 NIKE Mississippi Gulf Coast Classic; Mississippi National GC; Gautier, MS; \$200,000; **Joe Durant**, 273 (-15), \$36,000; One stroke over Dave Rummells and Brett Quigley.
- May 16-19 NIKE Carolina Classic; Prestonwood CC; Cary, NC; \$200,000; **Glen Hnatiuk**, 205 (-11), \$36,000; Defeated Craig Perks with par on first playoff hole.
- May 23-26 NIKE Greater Greenville Classic; Verdae Greens GC; Greenville, SC; **Michael Christie**, 265 (-23), \$36,000; Six strokes over Danny Ellis.
- May 30- NIKE Dominion Open; The Dominion Club; Glen Allen, VA; \$200,000; **Olin Browne**, 276 (-12), \$36,000;
- June 2 One stroke over Michael Christie, Rob McKelvey, Carl Paulson and Tray Tyner.
- June 6-9 NIKE Cleveland Open; Quail Hollow Resort (Devlin Course); Concord, OH; \$200,000; **Greg Twiggs**, 270 (-18), \$36,000; One stroke over Jimmy Johnston.
- June 13-16 NIKE Knoxville Open; Three Ridges GC; Knoxville, TN; \$200,000; **Eric Johnson**, 272 (-16), \$36,000; Two strokes over Patrick Lee and Matt Peterson.
- June 20-23 NIKE Ozarks Open; Highland Springs CC; Springfield, MO; \$200,000; **Stewart Cink**, 272 (-16), \$36,000; Defeated R.W. Eaks with birdie on third playoff hole.
- June 27-30 NIKE Dakota Dunes Open; Dakota Dunes CC; Dakota Dunes, SD; \$250,000; **Gary Webb**, 275 (-13), \$45,000; Defeated Chad Magee with birdie on second playoff hole.
- July 11-14 NIKE Buffalo Open; Brierwood CC; Hamburg, NY; \$200,000; **Jimmy Green**, 276 (-12), \$36,000; Defeated Jeff Gove with par on first playoff hole.
- July 18-21 NIKE Philadelphia Classic; Philmont CC; Huntingdon Valley, PA; \$200,000; **Brett Quigley**, 273 (-7), \$36,000; Two strokes over R.W. Eaks and Rocky Walcher.
- July 25-28 NIKE Miami Valley Open; Heatherwoode GC; Springboro, OH; \$200,000; **J.P. Hayes**, 265 (-19), \$36,000; Two strokes over Lee Porter and Greg Whisman.
- Aug. 1-4 NIKE Gateway Classic; Lake Forest G&CC; Lake Saint Louis, MO; \$200,000; **Tim Conley**, 278 (-10), \$36,000; Defeated Javier Sanchez with birdie on first playoff hole.
- Aug. 8-11 NIKE Omaha Classic; The Champions Club; Omaha, NE; \$200,000; **Rocky Walcher**, 267 (-21), \$36,000; One stroke over Michael Christie and Steve Larick.
- Aug. 15-18 NIKE Wichita Open; Reflection Ridge GC; Wichita, KS; \$200,000; **Rick Cramer**, 269 (-19), \$36,000; One stroke over J.P. Hayes, Jimmy Johnston and Craig Kanada.
- Aug. 22-25 NIKE Permian Basin Open; The Club at Mission Dorado; Odessa, TX; \$200,000; **Michael Christie (2)**, 270 (-18), \$36,000; Two strokes over Anthony Rodriguez.
- Sept. 5-8 NIKE Colorado Classic; Riverdale GC (Dunes Course); Brighton, CO; \$200,000; **Stewart Cink (2)**, 268 (-16), \$36,000; One stroke over David Berganio, Jr. and Michael Christie.

NIKE TOUR TOURNAMENT CHRONOLOGY (continued)

- Sept. 12-14 NIKE Utah Classic; Riverside CC; Provo, UT; \$200,000; **Michael Christie (3)**, 196 (-20), \$36,000; Four strokes over R.W. Eaks.
- Sept. 19-22 NIKE Boise Open; Hillcrest CC; Boise, ID; \$250,000; **Matt Gogel**, 270 (-14), \$45,000; One stroke over David Berganio, Jr., Brett Quigley and Stewart Cink.
- Sept. 26-29 NIKE Tri-Cities Open; Meadow Springs CC; Richland, WA; \$200,000; **Phil Tataurangi**, 267 (-21), \$36,000; Six strokes over Skip Kendall.
- Oct. 3-6 NIKE Olympia Open; Indian Summer G&CC; Olympia, WA; \$200,000; **Michael Clark**, 273 (-15), \$36,000; Four strokes over Eric Johnson.
- Oct. 17-20 NIKE TOUR Championship; Settlebrook Creek GC; Roswell, GA; \$250,000; **Stewart Cink (3)**, 281 (-7), \$45,000; Four strokes over David Berganio, Jr.

1997

- Jan. 30-
Feb. 2 NIKE Lakeland Classic; Grasslands G&CC; Lakeland, FL; \$200,000; **Ryan Howison**, 269 (-19), \$36,000; Three strokes over Mark Carnevale.
- Feb. 20-23 NIKE Inland Empire Open; Moreno Valley Ranch GC; Moreno Valley, CA; \$200,000; **Mark Carnevale**, 274 (-14), \$36,000; Two strokes over David Jackson.
- Mar. 13-16 NIKE Monterrey Open; Club Campestre, Monterrey, Mexico; \$225,000; **Mike Small**, 270 (-18), \$40,500; One stroke over Mark Carnevale, Chris DiMarco and Brian Kamm.
- Mar. 27-30 NIKE Louisiana Open; Le Triomphe CC, Broussard, LA; \$300,000; **Joe Daley**, 198 (-18), \$54,000; Three strokes over Bobby Wadkins.
- Apr. 3-6 NIKE Greater Austin Open; The Hills CC, Austin, TX; \$200,000; **Eric Booker**, 140 (-4), \$36,000; One stroke over Brian Kamm.
- Apr. 10-13 NIKE Shreveport Open—Tournament rescheduled for October 9-12 due to flooding.
- Apr. 17-20 NIKE Mississippi Gulf Coast Classic; Mississippi National GC, Gautier, MS; \$200,000; **Jeff Brehaut**, 275 (-13), \$36,000; Six strokes over Dan Bateman and Tom Scherrer.
- Apr. 24-27 NIKE Alabama Classic; Cherokee Ridge CC, Union Grove, AL; \$200,000; **John Elliott**, 204 (-12), \$36,000; Two strokes over Tom Shaw.
- May 1-4 NIKE South Carolina Classic; CC of South Carolina, Florence, SC; \$200,000; **Harrison Frazar**, 271 (-17), \$36,000; Three strokes over R.W. Eaks.
- May 8-11 NIKE Carolina Classic; Prestonwood CC, Cary, NC; \$200,000; **Dan Bateman**, 284 (-4), \$36,000; One stroke over Dennis Paulson, Terry Price and Steve Flesch.
- May 15-18 NIKE Dominion Open; The Dominion Club, Glen Allen, VA; \$225,000; **Jeff Julian**, 277 (-11), \$40,500; One stroke over Bobby Wadkins.
- May 29-
June 1 NIKE Upstate Classic; Verdae Greens GC, Greenville, SC; \$200,000; **Chris Smith**, 267 (-21), \$36,000; Three strokes over Terry Price.
- June 5-8 NIKE Knoxville Open; Three Ridges GC, Knoxville, TN; \$200,000; **Dave Rummells**, 271 (-17), \$36,000; Two strokes over Matt Gogel and Terry Price.
- June 12-15 NIKE Miami Valley Open; Heatherwoode GC, Springboro, OH; \$200,000; **Trevor Dodds**, 262 (-22), \$36,000; Six strokes over Joe Daley.

NIKE TOUR TOURNAMENT CHRONOLOGY (continued)

- June 19-22 NIKE Cleveland Open; Quail Hollow Resort (Devlin Course), Concord, OH; \$200,000; **Mike Small (2)**, 270 (-18), \$36,000; One stroke over Patrick Sheehan.
- July 3-6 NIKE Hershey Open; CC of Hershey, Hershey, PA; \$200,000; **Barry Cheesman**, 278 (-6), \$36,000; One stroke over Greg Leshner and Billy Downes.
- July 10-13 NIKE Laurel Creek Classic; Laurel Creek CC; Moorestown, NJ; \$200,000; **Matt Gogel**, 269 (-15), \$36,000; One stroke over Dennis Paulson.
- July 17-20 NIKE St. Louis Golf Classic; Missouri Bluffs GC; St. Charles, MO; \$200,000; **Todd Gleaton**, 261 (-23), \$36,000; Three strokes over Arden Knoll.
- July 24-27 NIKE Wichita Open; Willowbend GC; Wichita, KS; \$200,000; **Ben Bates**, 269 (-19), \$36,000; Defeated Jeff Brehaut, Carl Paulson and Chris Smith with birdie on first playoff hole.
- July 31-Aug. 3 NIKE Dakota Dunes Open; Dakota Dunes CC; Dakota Dunes, SD; \$300,000; **Chris Smith (2)**, 268 (-20), \$54,000; Two strokes over Glen Hnatiuk.
- Aug. 7-10 NIKE Omaha Classic; The Champions Club, Omaha, NE; \$200,000; **Chris Smith (3)**, 258 (-26), \$36,000; 11 strokes over Barry Cheesman.
- Aug. 14-17 NIKE Ozarks Open; Highland Springs CC, Springfield, MO; \$200,000; **Chris DiMarco**, 204 (-12), \$36,000; One stroke over Robin Freeman.
- Aug. 21-24 NIKE Permian Basin Open; The Club at Mission Dorado, Odessa, TX; \$200,000; **Paul Gow**, 267 (-21), \$36,000; Two strokes over Steve Lamontagne.
- Sept. 4-7 NIKE Colorado Classic; Riverdale GC, Brighton, CO; \$200,000; **Pat Bates**, 267 (-17), \$36,000; One stroke over J.L. Lewis.
- Sept. 11-14 NIKE San Jose Open; Almaden CC, San Jose, CA; \$200,000; **R.W. Eaks**, 272 (-16), \$36,000; Two strokes over Mark Carnevale, Chris DiMarco, Steve Lamontagne, Ian Steel and J.L. Lewis.
- Sept. 18-21 NIKE Boise Open; Hillcrest CC, Boise, ID; \$275,000; **Iain Steel**, 267 (-17), \$49,500; Three strokes over Carl Paulson.
- Sept. 25-28 NIKE Tri-Cities Open; Meadow Springs CC, Richland, WA; \$200,000; **Todd Gleaton (2)**, 283 (-5), \$36,000; One stroke over Kent Jones, Ray Stewart, Tim Loustalot, Rob Moss, Patrick Lee and Terry Price.
- Oct. 2-5 NIKE Puget Sound Open; Indian Summer G&CC, Olympia, WA; \$200,000; **Kevin Johnson**, 198 (-8); \$36,000; Defeated Steve Jurgensen and Michael Clark with birdie on second playoff hole.
- Oct. 9-12 NIKE Shreveport Open; Southern Trace CC, Shreveport, LA; \$200,000; **Mark Wurtz**, 273 (-13); \$36,000; One stroke over Brian Kamm. [Tournament rescheduled from April 10-13.]
- Oct. 16-19 NIKE TOUR Championship; Grand National GC (Lake Course), Opelika, AL; \$300,000; **Steve Flesch**, 278 (-10); \$54,000; Four strokes over Chris Smith.

1998


- Jan. 8-11 NIKE Lakeland Classic; Grasslands G&CC; Lakeland, FL; \$225,000; **Casey Martin**, 269 (-19); \$40,500; One stroke over Steve Lamontagne.
- Jan. 15-18 NIKE South Florida Classic; Palm-Aire CC (Palm Course); Pompano Beach, FL; \$225,000; **Eric Johnson**, 267 (-13); \$40,500; Two strokes over Chris Riley.

NIKE TOUR TOURNAMENT CHRONOLOGY (continued)

- Mar. 5-8 NIKE Greater Austin Open; The Hills CC; Austin, TX; \$225,000; **Michael Allen**, 280 (-8); \$40,500; Two strokes over Gene Sauers and Chris Zambri.
- Mar. 19-22 NIKE Monterrey Open; Club Campestre; Monterrey, Mexico; \$250,000; **Joe Ogilvie**, 274 (-14); \$45,000; Two strokes over Jaxon Brigman, John Elliott, Robin Freeman, Perry Moss, Chris Riley and John Wilson.
- Mar. 26-29 NIKE Louisiana Open; Le Triomphe CC; Broussard, LA; \$300,000; **John Wilson**, 274 (-14); \$54,000; Five strokes over Steve Flesch.
- Apr. 9-12 NIKE Shreveport Open; Southern Trace CC; Shreveport, LA; \$225,000; **Vance Veazey**, 280 (-8); \$40,500; Defeated John Wilson with birdie on first playoff hole.
- Apr. 16-19 NIKE Upstate Classic; Verdae Greens GC; Greenville, SC; \$225,000; **Tom Scherrer**, 200 (-16); \$40,500; One stroke over J.L. Lewis.
- Apr. 23-26 NIKE Huntsville Open; Hampton Cove GC (Highlands); Huntsville, AL; \$225,000; **Dennis Paulson**, 279 (-9); \$40,500; Defeated Brent Schwarzrock with par on first playoff hole.
- May 3- NIKE South Carolina Classic; CC of South Carolina; Florence, SC; \$225,000; **Gene Sauers**, 280 (-8); \$40,500; One stroke over Craig Kanada and Sean Murphy.
- May 7-10 NIKE Carolina Classic; Raleigh CC; Raleigh, NC; \$225,000; **Brian Bateman**, 266 (-14); \$40,500; One stroke over Jimmy Green.
- May 14-17 NIKE Dominion Open; The Dominion Club; Glen Allen, VA; \$225,000; **Bob Burns**, 274 (-14); \$40,500; Two strokes over Pat Bates, Eric Johnson, Perry Moss and Mike Sullivan.
- May 28-31 NIKE Knoxville Open; Three Ridges Golf Course; Knoxville, TN; \$225,000; **Robin Freeman**, 270 (-18); \$40,500; Defeated Ryan Howison with birdie on third playoff hole.
- June 4-7 NIKE Miami Valley Open; Heatherwoode GC; Springboro, OH; \$225,000; **Craig Bowden**, 264 (-16); \$40,500; Two strokes over Doug Dunakey and Ryan Howison.
- June 11-14 NIKE Cleveland Open; Quail Hollow Resort (Devlin Course); Concord, OH; \$225,000; **Doug Dunakey**, 270 (-18); \$40,500; One stroke over Dennis Paulson.
- June 18-21 NIKE Lehigh Valley Open; Center Valley Club; Center Valley, PA; \$225,000; **Eric Booker**, 271 (-17); \$40,500; Defeated Notah Begay III with par on ninth playoff hole.
- June 25-28 NIKE Greensboro Open; Sedgefield CC; Greensboro, NC; \$225,000; **Joe Ogilvie (2)**, 266 (-14); \$40,500; Four strokes over Chris Zambri.
- July 2-5 NIKE Hershey Open; CC of Hershey (East); Hershey, PA; \$225,000; **Michael Clark**, 273 (-11); \$40,500; Two strokes over Bob Burns.
- July 16-19 NIKE St. Louis Golf Classic; The Missouri Bluffs; St. Charles, MO; \$225,000; **Chris Starkjohann**, 263 (-17); \$40,500; One stroke over Notah Begay III.
- July 23-26 NIKE Wichita Open; Willowbend CC; Wichita, KS; \$225,000; **Emlyn Aubrey**, 265 (-23); \$40,500; One stroke over Anthony Rodriguez and Carl Paulson.
- July 30-
Aug. 2 NIKE Dakota Dunes Open; Dakota Dunes CC; Dakota Dunes, SD; \$325,000; **John Maginnes**, 274 (-14); \$58,500; Defeated Sean Murphy and Ryan Howison with birdie on second playoff hole.
- Aug. 6-9 NIKE Omaha Classic; The Champions GC; Omaha, NE; \$250,000; **Matt Gogel**, 271 (-13); \$45,000; Defeated Jay Williamson with par on fourth playoff hole.

NIKE TOUR TOURNAMENT CHRONOLOGY (continued)

- Aug. 13-16 NIKE Czarks Classic; Highland Springs CC; Springfield, MO; \$225,000; **Anthony Painter**, 267 (-21); \$40,500; One stroke over Scott Dunlap.
- Aug. 20-23 NIKE Ft. Smith Classic; Hardscrabble CC; Ft. Smith, AR; \$225,000; **Mark Hensby**, 260 (-20); \$40,500; Two strokes over Woody Austin.
- Aug. 27-30 NIKE Permian Basin Open; The Club at Mission Dorado; Odessa, TX; \$225,000; **Stiles Mitchell**, 276 (-12); \$40,500; Defeated Woody Austin and Jeff Barlow with par on first playoff hole.
- Sept. 10-13 NIKE Tri-Cities Open; Meadow Springs CC; Richland, WA; \$225,000; **Matt Gogel (2)**; 276 (-12); \$40,500; Defeated Brian Bateman with birdie on third playoff hole.
- Sept. 17-20 NIKE Boise Open; Hillcrest CC; Boise, ID; \$300,000; **Mike Sposa**; 265 (-19); \$54,000; Two strokes over Dennis Paulson and Notah Begay III.
- Sept. 24-27 NIKE Oregon Classic; Shadow Hills CC; Junction City, OR; \$225,000; **Charles Raulerson**; 272 (-16); \$40,500; Five strokes over Notah Begay III, Tom Scherrer and John Elliott.
- Oct. 1-4 NIKE San Jose Open; Almaden CC; San Jose, CA; **Robin Freeman (2)**; 272 (-16); \$40,500; Defeated Tom Scherrer and Sean Murphy with birdie on fourth playoff hole.
- Oct. 8-11 NIKE Inland Empire Open; Moreno Valley Ranch GC; Moreno Valley, CA; **Charles Raulerson (2)**; 268 (-20); \$40,500; Three strokes over Jay Williamson.
- Oct. 22-25 NIKE TOUR Championship; Magnolia Grove (Crossings Course); Mobile, AL; **Bob Burns (2)**; 283 (-5); \$63,000; Three strokes over Jeff Gove.



Olin Browne chipped-in for birdie on the first playoff hole to defeat Larry Mize and former NIKE TOUR Player of the Year Stewart Cink for his first career PGA TOUR title at the 1998 Canon Greater Hartford Open.

ADDITIONAL INFORMATION

PGA TOUR VICTORIES BY NIKE TOUR ALUMNI

When Chris Perry won the B.C. Open last September, he became the 30th former NIKE TOUR player to win on the PGA TOUR. John Daly started the trend when the member of the inaugural NIKE TOUR (then called the Ben Hogan Tour) in 1990 won the 1991 PGA Championship as a PGA TOUR rookie. Since then, NIKE TOUR alumni have won 53 official PGA TOUR events, including 13 times last year.

VICTORIES BY PLAYER

SEVEN PGA TOUR VICTORIES

David Duval — 1993-94

- 1997 Michelob Championship at Kingsmill
- 1997 Walt Disney World/Oldsmobile Classic
- 1997 THE TOUR Championship
- 1998 Tucson Chrysler Classic
- 1998 Shell Houston Open
- 1998 NEC World Series of Golf
- 1998 Michelob Championship at Kingsmill

SIX PGA TOUR VICTORIES

Ernie Els — 1991

- 1994 U.S. Open
- 1995 GTE Byron Nelson Classic
- 1996 Buick Classic
- 1997 U.S. Open
- 1997 Buick Classic
- 1998 Bay Hill Invitational

FOUR PGA TOUR VICTORIES

John Daly — 1990

- 1990 PGA Championship
- 1992 B.C. Open
- 1994 BellSouth Classic
- 1995 British Open

Tom Lehman — 1990-91

- 1994 Memorial Tournament
- 1995 Colonial National Invitation
- 1996 British Open
- 1996 THE TOUR Championship

THREE PGA TOUR VICTORIES

Jim Furyk — 1993-94

- 1995 Las Vegas Invitational
- 1995 Lincoln-Mercury Kapalua International (unofficial)
- 1996 United Airlines Hawaiian Open
- 1998 Las Vegas Invitational

TWO PGA TOUR VICTORIES

Stuart Appleby — 1995

- 1997 Honda Classic
- 1998 Kemper Open

Tim Herron — 1995

- 1996 Honda Classic
- 1997 LaCantera Texas Open

Mike Springer — 1990-91, 1993, 1997

- 1993 JCPenney Classic (unofficial)
- 1994 Kmart Greater Greensboro Open
- 1994 Greater Milwaukee Open

Paul Stankowski — 1996

- 1996 BellSouth Classic
- 1996 Lincoln-Mercury Kapalua International (unofficial)
- 1997 United Airlines Hawaiian Open

ONE PGA TOUR VICTORY

Woody Austin — 1994, 1998

- 1995 Buick Open

Guy Boros — 1993

- 1996 Greater Vancouver Open

Olin Browne — 1990-91, 1993-95

- 1998 Canon Greater Hartford Open

Brandel Chamblee — 1990

- 1998 Greater Vancouver Open

Stewart Cink — 1996

- 1997 Canon Greater Hartford Open

Trevor Dodds — 1992, 1997

- 1998 Greater Greensboro Chrysler Classic

Joe Durant — 1991, 1994-96

- 1998 Motorola Western Open

Paul Goydos — 1991-93

- 1996 Bay Hill Invitational

J.P. Hayes — 1993-94, 1996

- 1998 Buick Classic

Mike Heinen — 1993

- 1994 Shell Houston Open

Brian Henninger — 1991-92, 1994

- 1994 Deposit Guaranty Golf Classic

Greg Kraft — 1990-91

- 1993 Deposit Guaranty Golf Classic (unofficial)

Steve Lowery — 1992

- 1994 Sprint International

Jeff Maggert — 1990

- 1993 Walt Disney World/Oldsmobile Classic

Jim McGovern — 1990

- 1993 Shell Houston Open

John Morse — 1993-94

- 1995 United Airlines Hawaiian Open

Chris Perry — 1994

- 1998 B.C. Open

Clarence Rose — 1995

- 1996 Sprint International

Mike Standly — 1990

- 1993 Freeport-McMoRan Classic

David Toms — 1990, 1995

- 1997 Quad City Classic

Ted Tryba — 1991-92

- 1995 Anheuser-Busch Golf Classic

Willie Wood — 1996

- 1996 Deposit Guaranty Golf Classic

PGA TOUR VICTORIES BY NIKE TOUR ALUMNI

VICTORIES BY YEAR

1991 (one official victory)

John Daly — PGA Championship

1992 (one official victory)

John Daly — B.C. Open

1993 (three official victories, two unofficial victories)

Jim McGovern — Shell Houston Open

Mike Standly — Freeport-McMoRan Classic

Jeff Maggert — Walt Disney World/Oldsmobile Classic

Greg Kraft — Deposit Guaranty Golf Classic (unofficial)

Mike Springer — JCPenney Classic (unofficial)

1994 (eight official victories)

Mike Springer — Kmart Greater Greensboro Open, Greater Milwaukee Open

Mike Heinen — Shell Houston Open

John Daly — BellSouth Classic

Ernie Els — U.S. Open

Tom Lehman — Memorial Tournament

Brian Henninger — Deposit Guaranty Golf Classic

Steve Lowery — Sprint International

1995 (seven official victories, one unofficial victory)

John Morse — United Airlines Hawaiian Open

Ernie Els — GTE Byron Nelson Classic

Tom Lehman — Colonial National Invitation

Ted Tryba — Anheuser-Busch Golf Classic

John Daly — British Open

Woody Austin — Buick Open

Jim Furyk — Las Vegas Invitational, Lincoln-Mercury Kapalua International (unofficial)

1996 (nine official victories, one unofficial victory)

Jim Furyk — United Airlines Hawaiian Open

Tim Herron — Honda Classic

Paul Goydos — Bay Hill Invitational

Paul Stankowski — BellSouth Classic, Lincoln-Mercury Kapalua International (unofficial)

Ernie Els — Buick Classic

Tom Lehman — British Open, THE TOUR Championship

Willie Wood — Deposit Guaranty Golf Classic

Clarence Rose — Sprint International

1997 (10 official victories)

Paul Stankowski — United Airlines Hawaiian Open

Stuart Appleby — Honda Classic

Ernie Els — U.S. Open, Buick Classic

David Toms — Quad City Classic

Stewart Cink — Canon Greater Hartford Open

Tim Herron — LaCantera Texas Open

David Duval — Michelob Championship at Kingsmill, Walt Disney World/Oldsmobile Classic, THE TOUR Championship

1998 (13 official victories)

David Duval — Tucson Chrysler Classic, Shell Houston Open, NEC World Series of Golf, Michelob Championship at Kingsmill

Ernie Els — Bay Hill Invitational

Trevor Dodds — Greater Greensboro Chrysler Classic

Stuart Appleby — Kemper Open

J.P. Hayes — Buick Classic

Joe Durant — Motorola Western Open


Olin Browne — Canon Greater Hartford Open

Brandel Chamblee — Greater Vancouver Open

Chris Perry — B.C. Open

Jim Furyk — Las Vegas Invitational

1998 NIKE TOUR PLAYER OF THE YEAR



Highlights

- Won NIKE Dominion Open by two strokes over four other players
- Won NIKE TOUR Championship by three strokes to clinch 1999 PGA TOUR membership
- Earned \$178,664 to rank first on the 1998 NIKE TOUR Official Money List
- In the money in 20 out of 23 tournaments
- In addition to two wins, finished second in NIKE Hershey Open and tied for third in the NIKE Greensboro Open
- Four top-10 finishes
- 15 top-25 finishes
- Led NIKE TOUR in All-Around statistical category

BOB BURNS

Previous recipients of NIKE TOUR Player of the Year Award

1990	Jeff Maggert
1991	Tom Lehman
1992	John Flannery
1993	Sean Murphy
1994	Chris Perry
1995	Jerry Kelly
1996	Stewart Cink
1997	Chris Smith
1998	Bob Burns

1998 NIKE TOUR PLAYERS OF THE MONTH

The first NIKE TOUR Player of the Month was given in August 1996. Voted by a national media panel, the NIKE TOUR Player of the Month is awarded each month of the NIKE TOUR season from March through October. Each recipient gets a special medal commemorating his achievement. The following are the 1998 NIKE TOUR Players of the Month:

MARCH — John Wilson

Started the month with a tie for 48th at the NIKE Greater Austin Open, which he followed with a tie for second at the NIKE Monterrey Open, two strokes behind winner Joe Ogilvie. He recorded his first NIKE TOUR title with a five-stroke victory at the NIKE Louisiana Open, worth \$54,000, lifting Wilson to the top of the NIKE TOUR money list. He posted six of 12 rounds in the 60s during the month of March.

APRIL — Dennis Paulson

Following ties for fifth at the NIKE Shreveport Open and 10th at the NIKE Upstate Classic, he finished the month on a strong note with his first NIKE TOUR victory at the NIKE Huntsville Open. His triumph in Huntsville gave him his fourth top-10 finish of the short season. He finished tied for 10th at the NIKE South Florida Open in January.

MAY — Gene Sauers

Sauers, a two-time winner on the PGA TOUR, captured his first NIKE TOUR title at the NIKE South Carolina Classic, making him the first former PGA TOUR champion to win on the NIKE TOUR since Mark Carnevale won the NIKE Inland Empire Open in February 1997. He followed his victory with a fifth place finish at the NIKE Knoxville Open.

JUNE — Doug Dunakey

Began the month with a second-place finish in the NIKE Miami Valley Open, after firing a 59 in the second round, matching the NIKE TOUR record for 18 holes first set by Notah Begay III, who shot his 59 three weeks earlier at the NIKE Dominion Open. The following week won his first NIKE TOUR title at the NIKE Cleveland Open. Six strokes off the lead after 36 holes, Dunakey shot consecutive rounds of 65 on the weekend for his first NIKE TOUR victory.

JULY — John Maginnes

Captured his second NIKE TOUR title at the NIKE Dakota Dunes Open. Maginnes, who won the NIKE San Jose Open in 1995, birdied the 72nd hole at Dakota Dunes CC to force a playoff with Sean Murphy and Ryan Howison. He then chipped-in on the second playoff hole to earn a NIKE TOUR-record \$58,500 first-place check. He also tied for 28th at the NIKE Hershey Open in his only other NIKE TOUR start. In two PGA

TOUR starts in July, he tied for fifth at the Deposit Guaranty Golf Classic and for 29th at the CVS Charity Classic.

AUGUST — Woody Austin

Consistency won the NIKE TOUR Player of the Month honors for Austin. The former PGA TOUR Rookie of the Year (1995) had four top-20 finishes in August. Austin finished tied for 17th at the NIKE Dakota Dunes Open, tied for 12th at the NIKE Ozarks Open, second at the NIKE Fort Smith Classic and second again, losing in a playoff to Stiles Mitchell in the NIKE Permian Basin Open.

SEPTEMBER — Notah Begay III

Began the month with a tie for 14th at the NIKE Tri-Cities Open, then finished second at the NIKE Boise Open and the NIKE Oregon Classic, his third and fourth runner-up finishes of the season. All 12 of Begay's rounds for the month were par or better and featured a closing 65 at the NIKE Boise Open. They added up to a stretch of 20 consecutive par-or-better rounds that started at the NIKE Fort Smith Classic.

OCTOBER — Bob Burns

Bob Burn's season-ending NIKE TOUR Championship victory, worth a record \$63,000, propelled him to the top of the NIKE TOUR money list with \$178,664. His victory finish brought the California native a full exemption on the 1999 PGA TOUR. Burns, who captured his first NIKE TOUR title in May at the NIKE Dominion Open, defeated Jeff Gove by three strokes to join four other players as two-time winners in 1998.

1996 NIKE TOUR Players of the Month

August.....	Michael Christie
September.....	Stewart Cink
October.....	Stewart Cink

1997 NIKE TOUR Players of the Month

February	Mark Carnevale
March	Mark Carnevale
April	Jeff Brehaut
May	Dan Bateman
June	Trevor Dodds
July	Ben Bates
August	Chris Smith
September	Iain Steel
October	Steve Flesch

NIKE TOUR PRIZE MONEY DISTRIBUTION CHARTS

PLACE	\$225,000	\$250,000	\$275,000
1	\$40,500.00	\$45,000.00	\$49,500.00
2	\$25,537.50	\$28,375.00	\$31,212.50
3	\$18,562.50	\$20,625.00	\$22,687.50
4	\$14,062.50	\$15,625.00	17,187.50
5	\$11,812.50	\$13,125.00	14,437.50
6	\$10,125.00	\$11,250.00	12,375.00
7	\$9,000.00	\$10,000.00	11,000.00
8	\$7,875.00	\$8,750.00	9,625.00
9	\$6,750.00	\$7,500.00	8,250.00
10	\$5,625.00	\$6,250.00	6,875.00
11	\$4,500.00	\$5,000.00	5,500.00
12	\$3,937.50	\$4,375.00	4,812.50
13	\$3,712.50	\$4,125.00	4,537.50
14	\$3,487.50	\$3,875.00	4,262.50
15	\$3,262.50	\$3,625.00	3,987.50
16	\$3,105.00	\$3,450.00	3,795.00
17	\$2,947.50	\$3,275.00	3,602.50
18	\$2,812.50	\$3,125.00	3,437.50
19	\$2,700.00	\$3,000.00	3,300.00
20	\$2,587.50	\$2,875.00	3,162.50
21	\$2,475.00	\$2,750.00	3,025.00
22	\$2,362.50	\$2,625.00	2,887.50
23	\$2,250.00	\$2,500.00	2,750.00
24	\$2,137.50	\$2,375.00	2,612.50
25	\$2,025.00	\$2,250.00	2,475.00
26	\$1,912.50	\$2,125.00	2,337.50
27	\$1,800.00	\$2,000.00	2,200.00
28	\$1,687.50	\$1,875.00	2,062.50
29	\$1,575.00	\$1,750.00	1,925.00
30	\$1,485.00	\$1,650.00	1,815.00
31	\$1,395.00	\$1,550.00	1,705.00
32	\$1,350.00	\$1,500.00	1,650.00
33	\$1,305.00	\$1,450.00	1,595.00
34	\$1,260.00	\$1,400.00	1,540.00
35	\$1,215.00	\$1,350.00	1,485.00
36	\$1,170.00	\$1,300.00	1,430.00
37	\$1,125.00	\$1,250.00	1,375.00
38	\$1,080.00	\$1,200.00	1,320.00
39	\$1,035.00	\$1,150.00	1,265.00
40	\$990.00	\$1,100.00	1,210.00
41	\$945.00	\$1,050.00	1,155.00
42	\$900.00	\$1,000.00	1,100.00
43	\$855.00	\$950.00	1,045.00
44	\$810.00	\$900.00	990.00
45	\$765.00	\$850.00	935.00
46	\$720.00	\$800.00	880.00
47	\$697.50	\$775.00	852.50
48	\$675.00	\$750.00	825.00
49	\$652.50	\$725.00	797.50
50	\$630.00	\$700.00	770.00
51	\$607.50	\$675.00	742.50
52	\$585.00	\$650.00	715.00
53	\$562.50	\$625.00	687.50
54	\$540.00	\$600.00	660.00
55	\$517.50	\$575.00	632.50

NIKE TOUR PRIZE MONEY DISTRIBUTION CHARTS

PLACE	\$300,000	\$325,000	\$350,000	\$400,000
1	\$54,000.00	\$58,500.00	\$63,000.00	\$72,000.00
2	\$34,050.00	\$35,887.50	\$39,725.00	\$45,400.00
3	\$24,750.00	\$26,812.50	\$28,875.00	\$33,000.00
4	\$18,750.00	\$20,312.50	\$21,875.00	\$25,000.00
5	\$15,750.00	\$17,062.50	\$18,375.00	\$21,000.00
6	\$13,500.00	\$14,625.00	\$15,750.00	\$18,000.00
7	\$12,000.00	\$13,000.00	\$14,000.00	\$16,000.00
8	\$10,500.00	\$11,375.00	\$12,250.00	\$14,000.00
9	\$9,000.00	\$9,750.00	\$10,500.00	\$12,000.00
10	\$7,500.00	\$8,125.00	\$8,750.00	\$10,000.00
11	\$6,000.00	\$6,500.00	\$7,000.00	\$8,000.00
12	\$5,250.00	\$5,687.50	\$6,125.00	\$7,000.00
13	\$4,950.00	\$5,362.50	\$5,775.00	\$6,600.00
14	\$4,650.00	\$5,037.50	\$5,425.00	\$6,200.00
15	\$4,350.00	\$4,712.50	\$5,075.00	\$5,800.00
16	\$4,410.00	\$4,485.00	\$4,830.00	\$5,520.00
17	\$3,930.00	\$4,257.50	\$4,585.00	\$5,240.00
18	\$3,750.00	\$4,062.50	\$4,375.00	\$5,000.00
19	\$3,600.00	\$3,900.00	\$4,200.00	\$4,800.00
20	\$3,450.00	\$3,737.50	\$4,025.00	\$4,600.00
21	\$3,300.00	\$3,575.00	\$3,850.00	\$4,400.00
22	\$3,150.00	\$3,412.50	\$3,675.00	\$4,200.00
23	\$3,000.00	\$3,250.00	\$3,500.00	\$4,000.00
24	\$2,850.00	\$3,087.50	\$3,325.00	\$3,800.00
25	\$2,700.00	\$2,925.00	\$3,150.00	\$3,600.00
26	\$2,550.00	\$2,762.50	\$2,975.00	\$3,400.00
27	\$2,400.00	\$2,600.00	\$2,800.00	\$3,200.00
28	\$2,250.00	\$2,437.50	\$2,625.00	\$3,000.00
29	\$2,100.00	\$2,275.00	\$2,450.00	\$2,800.00
30	\$1,980.00	\$2,145.00	\$2,310.00	\$2,640.00
31	\$1,860.00	\$2,015.00	\$2,170.00	\$2,480.00
32	\$1,800.00	\$1,950.00	\$2,100.00	\$2,400.00
33	\$1,740.00	\$1,885.00	\$2,030.00	\$2,320.00
34	\$1,680.00	\$1,820.00	\$1,960.00	\$2,240.00
35	\$1,620.00	\$1,755.00	\$1,890.00	\$2,160.00
36	\$1,560.00	\$1,690.00	\$1,820.00	\$2,080.00
37	\$1,500.00	\$1,625.00	\$1,750.00	\$2,000.00
38	\$1,440.00	\$1,560.00	\$1,680.00	\$1,920.00
39	\$1,380.00	\$1,495.00	\$1,610.00	\$1,840.00
40	\$1,320.00	\$1,430.00	\$1,540.00	\$1,760.00
41	\$1,260.00	\$1,365.00	\$1,470.00	\$1,680.00
42	\$1,200.00	\$1,300.00	\$1,400.00	\$1,600.00
43	\$1,140.00	\$1,235.00	\$1,330.00	\$1,520.00
44	\$1,080.00	\$1,170.00	\$1,260.00	\$1,440.00
45	\$1,020.00	\$1,105.00	\$1,190.00	\$1,360.00
46	\$960.00	\$1,040.00	\$1,120.00	\$1,280.00
47	\$930.00	\$1,007.50	\$1,085.00	\$1,240.00
48	\$900.00	\$975.00	\$1,050.00	\$1,200.00
49	\$870.00	\$942.50	\$1,015.00	\$1,160.00
50	\$840.00	\$910.00	\$980.00	\$1,120.00
51	\$810.00	\$877.50	\$945.00	\$1,080.00
52	\$780.00	\$845.00	\$910.00	\$1,040.00
53	\$750.00	\$812.50	\$875.00	\$1,000.00
54	\$720.00	\$780.00	\$840.00	\$960.00
55	\$690.00	\$747.50	\$805.00	\$920.00

PGA TOUR MEDIA REGULATIONS

GENERAL REGULATIONS

The following regulations are to be followed by *all* members of the media:

1. A daily "inside the ropes" access sticker is necessary to walk inside the gallery ropes. Remain not more than an arm's length from the ropes, so as to blend into the gallery and appear to be a part of the gallery at all times.
2. Players are not to be distracted during play. Do not interview players or ask them to pose for photographs during their rounds.
3. Do not interview players or ask them to pose for photographs during their practice sessions before a round, except by prior arrangement with the player.
4. If an interview is to be conducted in the practice areas, either the range or the putting green, it must be done by prior arrangement with the player, up against the ropes and not in the middle of the areas where it could be distracting to other players.
5. Do not disturb players at their 18th green and/or scoring tent until after they have checked, signed and returned their scorecards. Media are not allowed in the scoring tent.

WORKING PRESS REGULATIONS

To avoid embarrassment to you and distraction to the contestants:

1. Do not walk or stand in playing areas.
2. Follow directions of marshals and other officials.
3. Do not interview during play. The leading players each day—and others requested—will be interviewed following their rounds in the Press Room interview area.

TAPE RECORDER REGULATIONS

1. All tape recorder work should be done in the proximity of the Press Room and/or clubhouse.
2. Tape recorders are not permitted in the locker room.
3. Tape recorders are not permitted within the playing area of the golf course unless written permission has been granted from PGA TOUR.

WEATHER DELAY GUIDELINES

1. During weather delay situations, no one other than players and essential staff will be permitted in the locker room. This means the media are not permitted in the locker room in such situations. However, whenever possible, arrangements will be made to provide players for interviews during such situations.
2. Fully accredited members of the news media will be welcome in the locker room at all other times to carry out their assigned duties. (Note: Cameras and tape recorders are not permitted in the locker room.)

PHOTOGRAPHY REGULATIONS

Photo credentials will be issued only to personnel on assignment from recognized and accredited publications or news services. Requests for credentials must be made by the appropriate news agency, not by the photographer. PGA TOUR reserves the right to refuse photo credentials in its sole discretion.

Photographic likenesses of PGA TOUR, SENIOR PGA TOUR and NIKE TOUR players and tournament courses may be used only by the news agency which the photographer represents. Any other use must be approved in advance in writing by PGA TOUR.

Commercial exploitation of player or course photographs without written consent of the players or courses and PGA TOUR is prohibited.

A limited number of photo stickers, which permit the wearer access inside the gallery ropes, may be issued. Photographers who do not have stickers must stay outside the gallery ropes. Photographic assistants will not be issued stickers.

Cameras may be used only by accredited media representatives who have been assigned photo credentials, and such use is subject to the following conditions:

1. Photographers with stickers must stay within one arm's length of the ropes at all times. Photographers without stickers are not permitted inside the ropes at any time.
2. The use of golf carts is prohibited at all times.
3. Photographers must not position themselves in the line of play. If requested to move by a player, his caddie or an official, the photographer will do so without delay or discussion.
4. No photograph shall be taken until a player has completed his stroke.
5. Players should not be asked to pose during a round.
6. Noise-free equipment must be used at all times.
7. Cameras are not permitted in the scoring tent or in the locker rooms.

The Photographer shall indemnify, defend and hold the Tournament and the PGA TOUR and their respective officers, agents, representatives, successors and assigns harmless from and against any and all expenses, lawsuits, damages, costs and liabilities (including reasonable attorney's fees and expenses) incurred by, arising from, or in connection with (1) the unauthorized use of photographs taken by the Photographer, whether such unauthorized use is by the Photographer, the company designating the Photographer to use the credential on its behalf, or some third party to whom the photographs are distributed; (2) any injuries resulting from acts or omissions by the Photographer or some third party to whom the Photographer directly or indirectly distributed the material; (3) any cameras, wires, cables or other equipment brought to the premises by the Photographer, or (4) the use of any photographs of any matter other than coverage of the Tournament.

TELEVISION COVERAGE REGULATIONS

The PGA TOUR retains exclusive television rights (including but not limited to broadcast, cable, home video) to all events on the PGA TOUR, SENIOR PGA TOUR and NIKE TOUR. No live or tape-delayed broadcast of any portion of any PGA TOUR, SENIOR PGA TOUR or NIKE TOUR event is permitted without the prior written consent of PGA TOUR.

In most cases, play-by-play television rights have been sold for network broadcast.

Stations or networks that have not purchased the rights to originate play-by-play coverage of events from the PGA TOUR are permitted to broadcast highlights coverage of such events only under the following conditions:

1. Televised coverage shall not be in excess of three minutes of highlights daily from each TOUR (and six minutes total for all three TOURs) and may not purport to be live, play-by-play coverage from the course. Requests for expanded coverage must be submitted in writing to PGA TOUR.
2. All highlights coverage must be part of regularly scheduled news and/or sports programs.
3. Highlights from any day's play may not be broadcast or used for any other purpose after seven days from the conclusion of play each day.
4. No action footage of any day's play may be broadcast until that day's live or tape-delayed coverage by the television network is concluded.
5. No footage may be inserted into any commercial announcement or sold to any other broadcast entity or agency.
6. As the exclusive rights holder, PGA TOUR is the absolute owner of all footage shot at the tournament site (golf action or other footage) and may request copies of any footage shot at PGA TOUR, SENIOR PGA TOUR and NIKE TOUR events. Such footage will be provided to the TOUR at cost upon request.
7. The use of golf carts is prohibited at all times.
8. Only personnel with appropriate credentials will be allowed inside the gallery ropes, and they must stay within one arm's length of the ropes at all times. All support personnel must remain outside the ropes.

RADIO COVERAGE REGULATIONS

The PGA TOUR retains exclusive national radio rights to all events on the PGA TOUR, SENIOR PGA TOUR and NIKE TOUR.

No live or tape-delayed broadcast of any portion of any PGA TOUR, SENIOR PGA TOUR or NIKE TOUR event is permitted without the prior written consent of the PGA TOUR.

In some cases, play-by-play radio rights have been sold for network broadcast.

Stations or networks that have not purchased the rights to originate play-by-play coverage of events from the PGA TOUR are permitted to broadcast highlights coverage of such events only under the following conditions:


1. Coverage shall not be in excess of three minutes of highlights and may not purport to be live, play-by-play coverage from the course.
2. All highlights coverage must be part of regularly scheduled news and/or sports programs and may not be broadcast after seven days from the conclusion of play on that day.
3. As the exclusive rightsholder, PGA TOUR may request copies of any coverage of PGA TOUR, SENIOR PGA TOUR and NIKE TOUR events. Such coverage will be provided to the TOUR at cost upon request.
4. The use of golf carts is prohibited at all times.
5. Only personnel with appropriate credentials will be permitted into the media center and locker room areas.
6. Radio broadcasters are not permitted inside the gallery ropes at any time.
7. Broadcasters are not permitted to talk to players during play or after the round until the player has signed his scorecard.
8. Tape recorders are not permitted in the locker room.

INTERNET SERVICE REGULATIONS

Media credentials will only be issued to personnel on assignment from recognized golf internet sites, as determined by PGA TOUR in its sole discretion. Individuals representing multiple interests (such as a recognized golf magazine and an internet site) must be separately credentialed for each interest. If you are not specifically credentialed for an on-line service, you may not use any information obtained for that service.

PGA TOUR retains exclusive broadcast rights (including but not limited to network, cable, internet, home video) to all events on the PGA TOUR, SENIOR PGA TOUR and NIKE TOUR. No live or tape-delayed delivery of any event is permitted without the prior written consent of PGA TOUR. Scores and statistics may be distributed only in accordance with these regulations.

1. Coverage must be part of the news portion of the site and must not purport to be live, play-by-play, or real time coverage from the course.
2. Scoring information appearing on a site may be provided no sooner than thirty minutes after the actual occurrence of the shots.
3. Photographic images of PGA TOUR, SENIOR PGA TOUR and NIKE TOUR players may be used for legitimate news coverage only, and may only be used at the conclusion of the day's play. Commercial exploitation of these images without written consent of the players and PGA TOUR is prohibited.



Brandel Chamblee, who won the 1990 New England Classic in the NIKE TOUR's inaugural season, won for the first time on the PGA TOUR, outlasting Payne Stewart at the Greater Vancouver Open.

SECTION 7

MISCELLANEOUS

NIKE TOUR PARTNERS IN CHARITY

NIKE TOUR CHARITABLE DONATIONS APPROACH \$14 MILLION

NIKE TOUR tournaments continue to reach new milestones each year in its charitable donations. Since its inception in 1990, the NIKE TOUR has contributed a total of \$13.9 million to various local and national charities. The charity dollars generated by NIKE TOUR events in 1998 topped \$2.5 million, a one-season record, breaking the previous year's total of \$1.8 million.

We are pleased to continually reach new milestones in our donations to charity," said PGA TOUR Commissioner Tim Finchem. "It is a credit to all the volunteers who work so hard each year to make each event a successful tournament."

Finchem noted that PGA TOUR tournaments passed \$38.5 million for charity in 1998.

"The contributions TOUR events make to worthy local causes have put our organization in a unique position among professional sports," Finchem said. "Our players and tournaments take a great deal of pride in the milestones because it is evidence of a true commitment to help people less fortunate than ourselves.

"Putting something back into the communities in which our events are played is at the very heart of our structure," Finchem continued. "Golf is very successful, and we are happy to share that success."

Prior to 1999, the overall total, since the first charity donation of \$10,000 by the 1938 Palm Beach Invitational, raised by PGA TOUR events topped \$392 million. The SENIOR PGA TOUR has generated \$63 million for charity since 1989. Added to the NIKE TOUR donations, the total amount generated by all three tours now reaches \$479 million.

"The NIKE TOUR continues to exceed all of our projections regarding charitable donations. It is a tribute to the hard work of the thousands of volunteers," Finchem said. "Additionally, our partners at NIKE, Inc. and all of the local sponsors deserve a tremendous amount of gratitude for their assistance."

On a national level, charities that benefit from the NIKE TOUR are the Boys & Girls Clubs of America and Special Olympics. Local charities also benefit from the tournaments throughout the year.

TOUR WIVES ASSOCIATION

TOUR Wives Association, Inc. is a Florida not-for-profit corporation organized to render support for and provide assistance to needy children and their families through the means of charitable events. The Association is comprised of the wives of professional golfers on the PGA TOUR and NIKE TOUR, as well as individuals and corporations that support the TOUR Wives Association's many charitable endeavors.




Since its inception in 1988, the TOUR Wives Association has supported children's charities across the country by raising money for child-related charities and given much back to the game of golf through personal and monetary contributions. In addition to the funds that are raised, the wives visit different charities in the communities where golf tournaments are held, spending time and playing with children supported by the charities.

While its membership varies from year to year, the commitment of the TOUR Wives Association to making a difference in the lives of needy children stands strong. The Association's dedicated members, past and present, have reached deep into their resources to balance the demands of family, work and travel and have given generously of themselves to realize their ideals.

The TOUR Wives Association celebrated its 10th anniversary during the 1998 season with a luncheon in Memphis hosted by ALSAC/St. Jude Children's Research Hospital. After the luncheon, the Wives Association presented a \$10,000 check to the hospital, which is the official charity of the FedEx St. Jude Classic.

The TOUR Wives Association provides support to numerous causes, such as the St. Jude Children's Research Hospital.



TOURNAMENT PLAYERS CLUBS

Tournament Players Club



The PGA TOUR's Tournament Players Club Network has maintained a reputation for operating high-quality clubs since its inception nearly 20 years ago.

The TPC Network continues to grow, with nearly 30 facilities currently open or under construction, including several overseas.

By the end of 1998, nine domestic Tournament Players Clubs either were in the planning or construction stage.

TPCs encompass all forms of golf-related operations — resort facilities, corporate/private membership clubs and daily fee courses — and, as such, PGA TOUR Golf Course Properties, Inc. is able to match the type of facility with the demands of each market in which a club operates.

The Network represents the highest standard in the golf course industry, commensurate with the members of the organization it represents, the players of the PGA TOUR. Each Tournament Players Club embodies the trademark of excellence first established with the flagship TPC at Sawgrass in Ponte Vedra Beach, FL, which opened its world-famous Stadium Course in the fall of 1980.

This commitment to overall excellence serves as the foundation for the Network's overall success.

The TPC Network was born through former PGA TOUR Commissioner Deane Beman's desire to provide TOUR players with quality golf courses that also would offer spectators enhanced viewing areas.

Beman also reasoned that development of quality facilities would alleviate the TOUR's dependency on the television dollar, while providing rent-free venues for tournaments. The savings in rent, in turn, would generate both increased purses and greater charitable contributions by the tournaments held at TPCs.

The TPC at Sawgrass was the first Tournament Players Club to hold a PGA TOUR event, becoming the permanent home of THE PLAYERS Championship in 1982. Today, a growing number of PGA TOUR and SENIOR PGA TOUR events are held at TPC facilities each year. In 1998, 15 tournaments were conducted on TPC courses. NIKE TOUR events will be played at TPCs in the future.

Many of the top golf course architects are connected with Tournament Players Club projects, including Pete Dye, Tom Fazio, Arnold Palmer, Jack Nicklaus, Gary Player, Arthur Hills, Jay Morrish, Tom Weiskopf, Greg Norman and Bob Von Hagge. Palmer is designing his second Tournament Players Club course, the TPC of The Twin Cities.

The TPC at Jasna Polana (Princeton, NJ), designed by Player, opened in 1998. Scheduled to open in 1999 are the TPC of Myrtle Beach, designed by Fazio; the TPC of Virginia Beach, designed by Dye; and the TPC at Deere Run (Moline, IL), designed by D.A. Weibring.

Moreover, in recognizing the importance of player input for tournament courses, TOUR members — including Ben Crenshaw, Raymond Floyd, Fuzzy Zoeller, Chi Chi Rodriguez and Lanny Wadkins — have served as design consultants.

Others are Hale Irwin for the TPC at Wakefield Plantation in Raleigh, NC, Curtis Strange at the TPC of Virginia Beach, Tom Lehman at the TPC of the Twin Cities and Mark O'Meara at the TPC at Valencia in California.

TOURNAMENT PLAYERS CLUBS

Club	General Manager	Architect	Consultant	Tournament
1. TPC at Sawgrass Ponte Vedra Beach, FL	Bill Reid	Pete Dye	—	THE PLAYERS Championship
2. TPC at Eagle Trace Coral Springs, FL	Ronnie Parker	Arthur Hills	—	—
3. TPC at River Highlands Cromwell, CT	Bill Whaley	Pete Dye/ *DSI	Howard Twitty/ Roger Maltbie	Canon Greater Hartford Open
4. TPC at Prestancia Sarasota, FL	Robert Norton	Ron Garl	Mike Souchak	American Express Invitational
5. TPC at Avenel Potomac, MD	Mike Leemhuis	Ault, Clark & Associates	Ed Sneed	Kemper Open
6. TPC of Scottsdale Scottsdale, AZ	Bill Grove	Jay Morrish/ Tom Weiskopf	Jim Colbert/ Howard Twitty	Phoenix Open
7. TPC at Piper Glen Charlotte, NC	Burt Baine	Arnold Palmer	—	The Home Depot Invitational
8. TPC at Southwind Memphis, TN	Bill Hughes	Ron Prichard	Hubert Green/ Fuzzy Zoeller	FedEx St. Jude Classic
9. TPC of Michigan Dearborn, MI	Steve Munch	Jack Nicklaus	—	FORD SENIOR PLAYERS Championship
10. TPC of Tampa Bay Tampa, FL	Steve Nile	*DSI	Chi Chi Rodriguez	GTE Classic
11. TPC at Summerlin Las Vegas, NV	Mike Davis	*DSI	Fuzzy Zoeller	Las Vegas Invitational
12. TPC at Heron Bay Coral Springs, FL	Todd Bork	Mark McCumber	—	Honda Classic
13. TPC at Sugarloaf Atlanta, GA	Doug Meredith	Greg Norman	—	BellSouth Classic
14. TPC at The Canyons Las Vegas, NV	Chuck Bombard	*DSI	Raymond Floyd	Las Vegas Senior Classic
15. TPC at Jasna Polana Princeton, NJ	Lee Woodruff	Gary Player	—	—

* PGA TOUR Design Services, Inc., Bobby Weed, Chief Designer

** PGA TOUR Design Services, Inc., Chris Gray, Chief Designer

TOURNAMENT PLAYERS CLUBS

Club	General Manager	Architect	Consultant	Tournament
16. TPC of Myrtle Beach Myrtle Beach, SC	Skip Corn	Tom Fazio	Lanny Wadkins	Ingersoll-Rand SENIOR TOUR Championship
17. TPC of Virginia Beach Virginia Beach, VA	Chris Coleman	Pete Dye	Curtis Strange	NIKE TOUR event
18. TPC at Deere Run (1999) Moline, IL	—	**DSI/Golf Resources Group	D.A. Weibring	John Deere Classic
19. TPC at Wakefield Plantation (2000) Raleigh, NC	—	—	Irwin Design	Hale Irwin NIKE Carolina Classic
20. TPC at Valencia (2000) Valencia, CA	—	**DSI	—	—
21. TPC of the Twin Cities (2000) Minneapolis, MN	—	Arnold Palmer	Tom Lehman	Coldwell Banker Burnet Classic
22. TPC at Lake Nona (2000) (54 holes) Orlando, FL	—	Pete Dye Arnold Palmer Tom Fazio	—	—
23. TPC at Fairfield Plantation Minneapolis, MN	—	—	—	Entergy Classic
TOURNAMENT PLAYERS COURSES (Licensed Facilities — 4)				
1. TPC at The Woodlands The Woodlands, TX	Bob Von Hagge	—	—	Shell Houston Open
2. TPC at Las Colinas Irving, TX	Jay Morrish	Ben Crenshaw/ Byron Nelson	—	GTE Byron Nelson Classic
3. TPC at PGA West La Quinta, CA	Pete Dye	—	—	—
4. TPC at Snoqualmie Ridge (1998) Seattle, WA	Jack Nicklaus	—	—	—
TPCS—INTERNATIONAL (6)				
TPC of Batoh Tochigi Prefecture, Japan	TPC Mission Hills Kanchanaburi, Thailand	TPC Mission Hills Shenzhen, China	—	—
TPC of Mito Ibaraki Prefecture, Japan	TPC Mission Hills Khao Yai, Thailand	TPC Ichihara Chiba, Japan	—	—

* PGA TOUR Design Services, Inc., Bobby Weed, Chief Designer

** PGA TOUR Design Services, Inc., Chris Gray, Chief Designer

WORLD GOLF VILLAGE



Ruffin Beckwith
Executive
Director

World Golf Village is one of the most ambitious projects ever undertaken in golf. Situated along Interstate 95 in Northeast Florida, it is a major international focal point for the game, as well as a premier tourism, business and golf destination.

The Village offers an environment that not only honors the game of golf and its great players, but also provides an entertaining and educational experience for golfers and non-golfers from around the world.

Its centerpiece is the 75,000-square-foot World Golf Hall of Fame, museum and IMAX Theater. Circling the Village Lake is the Walk of Champions, honoring each member of the World Golf Hall of Fame.

Overall, World Golf Village is a celebration of a game rich in history and tradition, a theme that carries beyond the actual Hall of Fame building and into other components of the Village.

The complex also includes one of the three courses for the Saint Johns Development, of which World Golf Village is a part. The course, developed by Scratch Golf, is named "The Slammer and The Squire" after Hall of Fame design consultants Sam Snead and Gene Sarazen, who worked with architect Robert Weed. The Slammer and The Squire serves as home for the Liberty Mutual Legends of Golf, which is played the week before THE PLAYERS Championship.

Additional amenities at World Golf Village include the 10-story, 300-room World Golf Resort Hotel and Conference Center, developed by John Q. Hammons, Inc.; The Residences corporate villas by EcoGroup; the Vistana Resort at World Golf Village, a complex of interval vacation villas; The Shops at World Golf Village, an upscale shopping area; plus the new headquarters for PGA TOUR Productions. Future components include a golf academy, Mayo Clinic facility and a spa.

Shell Oil Company is the Founding Partner of the World Golf Village. The number to call for World Golf Village information is 904-940-4000; its web site is www.wgv.com.



A view of World Golf Village featuring the World Golf Hall of Fame



WORLD GOLF HALL OF FAME

The support the World Golf Hall of Fame has received from the world's major golf organizations distinguishes it as a unique partnership that reflects the universality of the game and promise for further growth.

The Hall of Fame and accompanying exhibits honor the great players and contributors to the game, and entertain and inform the public about the rich history and tradition of golf internationally.



Artifacts from the former World Golf Hall of Fame in Pinehurst, NC were incorporated into the museum exhibits. But the overall experience is intended to interest golfers and non-golfers alike by introducing modern technology and interactive displays that continually are being enhanced.

The building also features an IMAX Theater, with a screen 80 feet high and 60 feet wide, for which a special film about golf is being developed.

The 71 players and contributors inducted into the former Hall of Fame in Pinehurst and/or the LPGA Hall of Fame were "grandfathered" into the new facility. Annual induction ceremonies for newly elected Hall of Fame members are held each March, bringing together dignitaries from throughout the golf world.

The first elections for the PGA TOUR and International Ballots were conducted in 1996 and 1997. Johnny Miller was the only player elected in 1996, receiving the necessary 75 percent of votes on the PGA TOUR Ballot. Seve Ballesteros of Spain and Nick Faldo of England became the first players elected through the International Ballot in 1997, their first year of eligibility. Faldo was inducted in 1998 while Ballesteros will be inducted this March, joined by the late Lloyd Mangrum, who was admitted in 1998 via the PGA TOUR Ballot.

The first World Golf Hall of Fame induction ceremony, held in May 1998



WORLD GOLF HALL OF FAME SUPPORTING ORGANIZATIONS

American Junior Golf Association	NIKE TOUR
American Society of Golf Course Architects	PGA of America
Augusta National Golf Club	PGA European Tour
Club Managers Association of America	PGA of Japan
Golf Course Builders Association of America	PGA Tour of Southern Africa
Golf Course Superintendents Association of America	PGA TOUR
Golf Writers Association of America	PGA Tour of Australasia
Ladies Professional Golf Association	PGA TOUR Productions
LPGA Sponsors Association	PGA TOUR Tournaments Association
LPGA Teaching & Club Professional Division	Royal & Ancient Golf Club of St. Andrews
National Golf Course Owners Association	Royal Canadian Golf Association
National Golf Foundation	SENIOR PGA TOUR
National Minority Golf Foundation	SENIOR PGA TOUR Tournament Association
	United States Golf Association

MEMBERS OF THE WORLD GOLF HALL OF FAME

INDUCTED VIA THE FORMER WORLD GOLF HALL OF FAME IN PINEHURST, NC

(selected by the Golf Writers Association of America):

1974	Patty Berg, Walter Hagen, Ben Hogan, Robert T. Jones, Byron Nelson, Jack Nicklaus, Francis Ouimet, Arnold Palmer, Gary Player, Gene Sarazen, Sam Snead, Harry Vardon, Babe Zaharias
1975	Willie Anderson, Fred Corcoran, Joseph C. Dey, Chick Evans, Tom Morris, Jr., John H. Taylor, Glenna C. Vare, Joyce Wethered
1976	Tommy Armour, James Braid, Tom Morris, Sr., Jerome Travers, Mickey Wright
1977	Bobby Locke, John Ball, Herb Graffis, Donald Ross
1978	Billy Casper, Harold Hilton, Dorothy Campbell Hurd Howe, Bing Crosby, Clifford Roberts
1979	Louise Suggs, Walter Travis
1980	Lawson Little, Henry Cotton
1981	Lee Trevino, Ralph Guldahl
1982	Julius Boros, Kathy Whitworth
1983	Bob Hope, Jimmy Demaret
1985	JoAnne Carner
1986	Cary Middlecoff
1987	Robert Trent Jones, Betsy Rawls
1988	Tom Watson, Peter Thomson, Bob Harlow
1989	Raymond Floyd, Nancy Lopez, Roberto De Vincenzo, Jim Barnes
1990	William C. Campbell, Paul Runyan, Gene Littler, Horton Smith
1992	Hale Irwin, Chi Chi Rodriguez, Richard Tufts, Harry Cooper

INDUCTED VIA THE LPGA HALL OF FAME:

1951	Betty Jameson	1993	Patty Sheehan
1977	Sandra Haynie, Carol Mann	1994	Dinah Shore
1991	Pat Bradley	1995	Betsy King

ELECTED THROUGH THE PGA TOUR HALL OF FAME:

1996	Johnny Miller
1998	Lloyd Mangrum

ELECTED THROUGH THE INTERNATIONAL BALLOT:

1997	Seve Ballesteros, Nick Faldo
------	------------------------------

CHARITABLE MISSION OF THE WORLD GOLF FOUNDATION

World Golf Foundation, Inc. is a nonprofit organization that has received the support of all major golf organizations throughout the world. The responsibilities of the World Golf Foundation include managing the World Golf Hall of Fame, the IMAX Theater and various charitable initiatives.

As the Founding Partner of World Golf Village, Shell Oil Company provides financial support and plays a lead role in the World Golf Hall of Fame and its charities.

One of the World Golf Foundation's charitable missions, on behalf of the supporting golf organizations, is to introduce golf to those who otherwise may not have an opportunity to experience the game, and through the golf experience promote scholastic achievement, community service, and the values of honesty, integrity and sportsmanship.

To this end, The First Tee was introduced in Nov. 1997 as an initiative to create new facilities and affordable access to golf. This initiative has the support and participation of various key sectors, including leading golf organizations and foundations, and a wide range of public sector constituencies.

"We want to create affordable entry points to golf for everyone who is interested in playing the game," said former President George Bush, Honorary Chairman of The First Tee.

The vision is to create hundreds of facilities and programs throughout the United States over the next 10 years, impacting those who have not had exposure to the game, particularly youth.

"Those of us who believe in the values of golf want to see the opportunity to play the game extended to all segments of our population," said Tim Finchem, PGA TOUR Commissioner and Chairman of the World Golf Foundation Board of Directors. "This program, The First Tee, can have a tremendous impact on golf – but, more importantly, it can have a real impact on the lives of young people who are attracted to the game."

A menu of model programs can be implemented in communities based on land availability, existing golf facilities, area needs and the level of support of municipalities and other youth programs.

The First Tee provides golf management expertise, consulting services and land planning to communities and organizations interested in having The First Tee in their areas. While proceeds from the World Golf Hall of Fame benefit The First Tee, public-private partnerships in each community are the primary funding source for each facility.

"With the support of the public and private sectors, and with the expertise of so many golf organizations available to this program, golf will find its way into new communities and new segments of the population," Finchem said.



THE FIRST TEE



The First Tee is a World Golf Foundation initiative to create new facilities and affordable access to golf, with special emphasis on youngsters who otherwise may not have an opportunity to experience the game.

The initial two-year goal of The First Tee is to identify sites for 100 golf facilities in various stages of planning, development and operation. Each of these facilities will have the capability of introducing golf to as many as 1,000 children and adults annually.

In November of 1998, nearly one year to the day that the initiative first was announced, the inaugural First Tee National Association meeting was held at World Golf Village. More than 220 civic, business and political leaders attended, representing nearly 50 First Tee Chapters or Chapters in development.

The true value of the program is based on golf's unique ability to instill and nurture essential values, such as honesty, integrity, sportsmanship and a solid work ethic in young people who are introduced to the game.

This initiative has the support and participation of a variety of key sectors:

- The leading U.S. golf organizations, including the PGA TOUR, United States Golf Association, PGA of America, Ladies Professional Golf Association and Augusta National Golf Club, which are represented on the First Tee Oversight Committee.
- A wide range of public sector constituencies, including the U.S. Department of Housing and Urban Development, Bureau of Land Management, National Association of Parks and Recreation, National League of Cities, U.S. Conference of Mayors and the National Association of County Officials.
- A variety of groups, including the Tiger Woods Foundation and the National Minority Golf Foundation, dedicated to extending the reach of golf to new segments of the population.

The First Tee currently is focused on developing financial support and acquiring locations for these golf facilities. Common types of facilities include a three-hole course, a nine-hole executive length course, a full-scale 18-hole course and a 21-hole facility. All of these facilities will feature extensive teaching and practice areas and a multi-use clubhouse.

The development effort depends on support from prominent individuals and organizations who appreciate the values instilled by golf and the game's ability to positively influence young people's lives.

Primary contributions of the initiative include the provision of expertise and consulting advice, land planning services and other services to reduce the total cost of each project.

Funds raised will be leveraged through public-private partnerships to significantly increase the impact of the initial contributions. Proceeds from the World Golf Hall of Fame are being donated to The First Tee.

The First Tee Board of Trustees oversees the fundraising, budget and program functions of The First Tee. President George Bush is Honorary Chairman of the initiative.



George Bush, Honorary Chairman of The First Tee, speaking in Houston

pgatour.com

(On the Internet at <http://www.pgatour.com>)

The PGA TOUR entered cyberspace on January 8, 1997, and the response has exceeded all expectations — making pgatour.com one of the most popular sports sites on the World Wide Web.



Since its launch, pgatour.com has grown to well over one-and-one-half-million page views per day. Those numbers will only grow this year as pgatour.com again enhances existing features and expands with new content areas. Growth in 1999 is projected at an additional 50 percent.

The heart of pgatour.com remains the comprehensive information it provides about players and tournaments on the PGA TOUR, SENIOR PGA TOUR and NIKE TOUR.

Real-time scoring has proven one of the more popular features — offering fans the opportunity to track their favorite player's progress on a hole-by-hole basis. The Broadcast Booth provides regular early-round coverage for "in-office" listening. Audio links to PGA TOUR Radio broadcasts further place visitors to pgatour.com in the heart of the action. Video, instruction and special features round out the site.

With the support of Foundation Sponsors Michelob, IBM, Titleist and Buick, pgatour.com launched a new, more versatile look.

Players and fans can participate in chat sessions and listen to press conferences live. E-commerce allows customers to buy PGA TOUR merchandise on-line, then have them delivered right to their homes.

Games and contests abound, as do interactive opportunities.

The World Wide Web is only going to grow, and the PGA TOUR plans to take advantage of the many facets of the medium to broaden its fan base around the world.

PGA TOUR RADIO

PGA TOUR Radio broadcasts exclusive live coverage of the PGA TOUR, SENIOR PGA TOUR and NIKE TOUR, providing listeners with the most comprehensive, insightful and entertaining golf programming available.

PGA TOUR Radio, which has a national network of 200-plus radio stations in more than 100 markets, broadcasts live coverage of a total of 35 events on the three TOURs, as well as timely "Leaderboard Updates" each Thursday through Sunday, and a one-hour magazine show every Saturday morning.

This season, PGA TOUR Radio has added golf instructor Butch Harmon to its broadcast lineup. Harmon presents a weekly series of easy-to-understand golf tips.

Additional information, including broadcast schedules and audio feeds, can be found on www.pgatourradio.com and www.pgatour.com.

The 1999 PGA TOUR Radio schedule:



1999 PGA TOUR RADIO SCHEDULE**

#	Week	Date	Event
1)	3	January 23-24	Bob Hope Chrysler Classic
2)	4	30-31	Phoenix Open
3)	5	February 6-7	AT&T Pebble Beach National Pro-Am
4)	6	13-14	Buick Invitational
5)	7	20-21	Nissan Open
6)	8	27-28	WGC-Andersen Consulting Match Play Championship
7)	9	March 6-7	Doral-Ryder Open
8)	10	13-14	Toshiba Senior Classic
9)	11	20-21	Bay Hill Invitational
10)	12	27-28	THE PLAYERS Championship
11)	13	April 3-4	BellSouth Classic
12)	13	3-4	The Tradition
13)	15	17-18	MCI Classic
14)	16	24-25	Greater Greensboro Chrysler Classic
15)	17	May 1-2	Shell Houston Open
16)	18	8-9	Nationwide Championship
17)	19	15-16	GTE Byron Nelson Classic
18)	20	22-23	MasterCard Colonial
19)	21	29-30	Kemper Open
20)	22	June 5-6	Memorial Tournament
21)	23	12-13	FedEx St. Jude Classic
22)	25	26-27	FORD SENIOR PLAYERS Championship
23)	26	July 3-4	Motorola Western Open
24)	30	31-Aug. 1	Canon Greater Hartford Open
25)	31	August 7-8	Buick Open
26)	33	21-22	Sprint International
27)	34	28-29	WGC-NEC Invitational
28)	36	September 11-12	Comfort Classic
29)	38	25-26	Westin Texas Open
30)	39	October 2-3	Buick Challenge
31)	40	9-10	Michelob Championship at Kingsmill
32)	41	16-17	Las Vegas Invitational
33)	42	23-24	NIKE TOUR Championship
34)	43	30-31	THE TOUR Championship
35)	44	November 6-7	Ingersoll-Rand SENIOR TOUR Championship

SENIOR PGA TOUR events in **bold**

NIKE TOUR events in **bold & italics**

**Schedule subject to change

PGA TOUR PRODUCTIONS

PGA TOUR Productions is the television, film and video production company of the PGA TOUR.

Most people know PGA TOUR Productions by its award-winning "Inside The PGA TOUR" and "Inside The SENIOR PGA TOUR" shows, which are broadcast each week on ESPN and are celebrating their 15th and ninth seasons, respectively. Additionally, PGA TOUR Productions produces "This Is The PGA TOUR" for FOX Sports Net.

In addition to the "Inside" shows, Productions has developed an expertise in delivering live and live-to-tape golf events, including the Gillette Tour Challenge Championship, RE/MAX World Long Drive Championship, Senior Match Play Challenge and NIKE TOUR Championship, as well as the Touchstone Energy Tucson Open and Reno-Tahoe Open for CNBC.

Beginning in Jan. 1999, PGA TOUR Productions will bring online a new state-of-the-art studio located at World Golf Village. USA Network's early-round action will be supplemented with studio-based programming produced by PGA TOUR Productions.

PGA TOUR Productions also serves a worldwide clientele by producing, in conjunction with the networks, international live telecasts of PGA TOUR events. Beginning in 1999, Productions will serve as distributor of the PGA TOUR World Feed, serving South and Central America, South Africa, Europe and Asia. PGA TOUR Productions programming is distributed to more than 120 countries, is translated into 17 languages and is available to more than 240-million homes worldwide.

PGA TOUR Productions is housed in a 32,000-square-foot, all-digital facility at World Golf Village, located near St. Augustine, FL. Along with the latest in television and communications technology, PGA TOUR Productions houses the world's most extensive golf footage library. World Golf Village is located adjacent to Interstate 95, southwest of PGA TOUR Headquarters in Ponte Vedra Beach, FL.



The home of PGA TOUR Productions



Chris Perry, NIKE TOUR Player of the Year
in 1994, won for the first time in 376 PGA
TOUR starts at last year's B.C. Open.



PGA TOUR / NIKE TOUR STAFF

SECTION 8

EXECUTIVE MANAGEMENT TEAM



W. William Calfee
Executive Vice President
Competitions

W. William Calfee, a former member of the PGA TOUR, is Executive Vice President of Competitions.

Calfee has responsibility for the **Competitions and Rules** function on all three TOURs—the PGA TOUR, SENIOR PGA TOUR and NIKE TOUR. He also has overall charge of **Agronomy, Eligibility, Membership Services, Scoring** and other aspects of **On-Site Tournament Operations**.

Jim Duncan is Tournament Director on the NIKE TOUR. Jack White is Vice President of on-site tournament scoring and operations for all three TOURs.

Jon Scott is the TOUR's Director of Agronomy.

Edward L. Moorhouse is Executive Vice President and Chief Legal Officer, responsible for **Legal Affairs, Television, Broadcasting, New Media, PGA TOUR Productions, Tournament Business Affairs, International and Championship Management**.

Henry Hughes is Senior Vice President of Tournament Business Affairs/Championship Management; Duke Butler and Ric Clarson are Vice Presidents of PGA TOUR Business Affairs; Mike Bodney is Vice President of International Business Affairs; Steve Rankin is Vice President of Strategic Tournament Planning; and Rick Anderson is Assistant General Counsel.

Donna Orender is Senior Vice President of Television, Productions and New Media, overseeing Television and Broadcasting, New Media and PGA TOUR Productions. Under Orender are Gil Kerr, Vice President of Broadcasting and Programming; Len Watson, Vice President of International TV and New Media; and Jack Peter, Vice President of PGA TOUR Productions.



Edward L. Moorhouse
Executive Vice President
and Chief Legal Officer



Charles L. Zink
Executive Vice President
and Chief Financial Officer

Charles L. Zink is Executive Vice President and Chief Financial Officer. His areas of responsibility are **Finance and Administration, the Tournament Players Clubs, the World Golf Village, Corporate Marketing, Retail Licensing/Consumer Marketing** and **Business Development**.

Ron Price is Senior Vice President of Finance and Administration. Vernon Kelly is President of PGA TOUR Golf Course Properties. Pete Davison is Senior Vice President and Chief Operating Officer of Tournament Players Clubs.

Tom Wade is Senior Vice President, Corporate Marketing and Business Development; Leo McCullagh is Vice President of Retail Licensing and Consumer Marketing; Wesley Haynes is Vice President of Retail Licensing; Jack McDonagh is Vice President of Sales; and Mike Stevens is Vice President of Corporate Marketing.

Ruffin Beckwith is Executive Director of the World Golf Village; Helen Atter is Vice President, Administration and Legal Affairs, World Golf Village Management Services; and Steve Wilson is Vice President of Operations.

Commissioner's Office / Player Relations



Michael L. Starks
Vice President
Corporate Affairs and
Strategic Planning



Sid Wilson
Vice President
Player Relations



Marty Caffey
Director
Player Relations

Communications



Bob Combs
Senior Vice President
Public Relations
and Communications



John Morris
Vice President
of Communications



Dave Lancer
Director
of Information



Denise Taylor
Manager
Media Relations



Joe Chemycz
Media Official



Joan von Thron
Media Official



Jamie Wiles
Media Official

Competitions and Rules



Jim Duncan
Tournament
Director



Orlando Pope
Assistant
Tournament Director



Boots Widener
Assistant
Tournament Director



Mickey Bradley
Tournament Official
Ocean Springs, MS



Michael Combs
Tournament Official
Wilmington, NC



Matt Delaney
Tournament Official
Jacksonville Beach, FL



Steve Rintoul
Tournament Official
Tampa, FL



John Slater
Tournament Official
Lake Mary, FL




Tony Wallin
Tournament Official
West Palm Beach, FL

Scoreboard / Tournament Operations



Jack White
Vice President
Tournament Operations




Bob Benson
Tournament Operations



Chris Moser
Tournament Operations



Chuck Walker
Tournament Operations



John Beaudet
Scorekeeper

Agronomy



Jon Scott
Director of Agronomy



Tom Brown
Agronomist



Jeff Haley
Agronomist



Dennis Leger
Agronomist



Jay Spori
Agronomist

Tournament Business Affairs



Jeff Monday
Vice President
Tournament Business
Affairs


Television / Broadcasting / PGA TOUR Productions



Donna Orender
Senior Vice President
Television, Productions
and New Media



Gil Kerr
Vice President
Broadcasting
and Programming



Len Watson
Vice President
International TV
and New Media




Jack Peter
Vice President
Productions

Corporate Marketing / Business Development / Retail Licensing



Tom Wade
Senior Vice President
Corporate Marketing and
Business Development

Tournament Players Clubs



Vernon Kelly
President
PGA TOUR
Golf Course Properties



Pete Davison
Senior Vice President &
Chief Operating Officer
Tournament Players Clubs

Finance and Administration

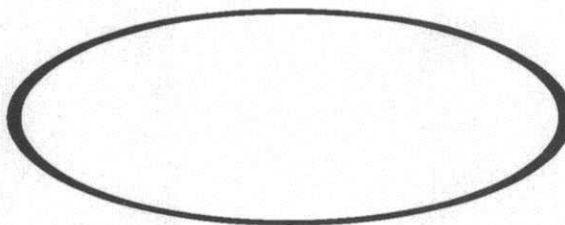


Ron Price
Senior Vice President
Finance and Administration

NIKE TOUR Logo Specifications

NIKE TOUR LOGO Grayscale Specifications

Logo border prints solid Black. All art inside border prints 70% black as shown.
No variations allowed.



PMS 185



TM



PMS 281



Logo border prints solid PMS 185. All art inside border prints solid PMS 281 as shown. No variations allowed.



Jim Furyk, a member of the NIKE TOUR in 1993, earned more than \$2 million in 1998 and earned his third career title at the Las Vegas Invitational.

INDEX

SECTION 9

ALPHABETICAL INDEX

A

Allen, Michael	2/5
All-Time Records	5/2-8
All-Time Roster	5/34-37
Anderson, Billy	2/102
Aubrey, Emlyn	2/164
Austin, Woody	2/156

B

Barcelo, Rich	2/6
Barr, Dave	2/7
Bateman, Ahmad Dan	2/102
Bateman, Brian	2/8
Bates, Pat	2/9
Begay, Notay III	2/159
Berganio, David Jr.	2/11
Bertsch, Shane	2/103
Biancalana, Roy	2/103
Biershenk, Tommy	2/104
Bizik, John	2/104
Black, Ronnie	2/12
Blair, James	2/104
Boise Open	3/52-53
Booker, Eric	2/150
Bordwell, Tony	2/105
Boros, Guy	2/14
Bowden, Craig	2/15
Brinker, Darrett	2/105
Bruckner, Greg	2/16
Budde, Ren	2/18
Burke, Patrick	2/18
Burns, Bob	2/146
Byrd, Robin	2/20
Byrum, Curt	2/20

C

Campbell, Chad	2/105
Carnevale, Mark	2/106
Carolina Classic	3/20-21
Chernock, Christian	2/106
Chinner, Ashley	2/22
Christian, Gary	2/106
Chronology—NIKE TOUR	5/38-52
Claar, Brian	2/23
Clark, Michael II	2/24
Clark, Tim	2/107
Claxton, Paul	2/25
Cleveland Open	3/28-29
Conley, Tim	2/107
Coughlan, Richard	2/108
Cox, Kris	2/108
Cramer, Rick	2/109
Curry, Paul	2/27

D

Daley, Joe	2/109
Dalpos, Rick	2/110
Dakota Dunes Open	3/40-41
Demsey, Todd	2/27
Dillen, Kevin	2/28
Dominion Open	3/22-23
Dunakey, Doug	2/150-151

E

Eaks, R.W.	2/110
Edwards, Joel	2/29
Eligibility Requirements	2/2-4
Estes, Jim	2/111
Ewing, Ron	2/111

F

Facts & Figures—NIKE TOUR (1990-98)	5/19-25
Facts & Figures—1998 NIKE TOUR	4/10-14
Ferguson, Ben	2/111
Finchem, Commissioner Timothy W.	1/14
Fogt, Brian	2/30
Foltz, Jerry	2/32
Ford, Steve	2/112
Franco, Angel	2/112
Freeman, Robin	2/147
Fryatt, Edward	2/33
Ft. Smith Classic	3/46-47

G

Gamez, Robert	2/34
Gibson, Kelly	2/35
Gilbert, Gibby Jr.	2/36
Gilder, Bob	2/37
Ginn, Chad	2/39
Gleaton, Todd	2/40
Gogel, Matt	2/41
Goggin, Matthew	2/42
Gortana, Marco	2/43
Gotsche, Steve	2/113
Gove, Jeff	2/44
Gow, Paul	2/113
Graduating Class—1998 NIKE TOUR	2/145
Greater Austin Open	3/6-7
Green, Jimmy	2/161
Green, Ken	2/45
Greensboro Open	3/32-33
Grob, Mike	2/114
Gullion, Joey	2/46

H

Hammond, Donnie	2/47
Haskins, Steve	2/114
Heim, Bill	2/115
Heintz, Bob	2/115
Henry, J.J.	2/49

ALPHABETICAL INDEX

Hensby, Mark	2/50
Hershey Open	3/34-35
Hietala, Ryan	2/51
Hill, Guy	2/116
History of the NIKE TOUR	1/9-11
Holes-in-One—Individual	5/11-14
Holes-in-One—Tournament	5/15-18
Hnatiuk, Glen	2/116
Hobby, Jay	2/116
Howison, Ryan	2/51
Humenik, Ed	2/52
Huntsville Open	3/16-17
Hurst, Jon	2/117

I

Inland Empire Open	3/58-59
Isenhour, Tripp	2/54

J

Johnson, Eric	2/55
Johnson, Jim	2/117
Johnson, Kevin	2/117
Johnson, Richard	2/118
Julian, Jeff	2/56

K

Kamm, Brian	2/118
Kanada, Craig	2/57
Kaufman, Chris	2/119
Kernohan, John	2/59
Klein, Jeff	2/60
Knoxville Open	3/24-25

L

Lakeland Classic	3/2-3
Lamontagne, Steve	2/61
Lee, Patrick	2/119
Lehigh Valley Open	3/30-31
Leshner, Greg	2/62
Levitt, Jon	2/120
Logos (NIKE TOUR)	8/8
Lohr, Bob	2/120
Louisiana Open	3/10-11
Lucchesi, Dino	2/64

M

Maginnes, John	2/152
March, Gary	2/121
Martin, Casey	2/65
Mast, Dick	2/121
Matthew, Craig	2/66
McKelvey, Rob	2/122
McRoy, Spike	2/66
Meehan, Mike	2/122
Mendelsohn, Scott	2/122
Message from NIKE Inc.	1/8

Miami Valley Open	3/26-27
Micheel, Shaun	2/67
Miller, Michael	2/122
Mitchell, Stiles	2/68
Monterrey Open	3/8-9
Muehr, Michael	2/123
Munoz, Alex	2/123
Murchison, Bill	2/124
Murphy, Sean	2/162

N

Nanney, Pat Jr.	2/70
Nicklaus, Gary	2/124
NIKE TOUR Championship	3/60-61
Nolan, Keith	2/125

O

Ogilvie, Joe	2/149
Oh, Ted	2/125
Omaha Classic	3/42-43
Oregon Classic	3/54-55
Ozarks Open	3/44-45

P

Padfield, Joel	2/126
Painter, Anthony	2/70
Paulson, Carl	2/71
Paulson, Dennis	2/153
Past Results—Events not on 1999 Schedule	3/65-68
Perks, Craig	2/126
Permian Basin Open	3/48-49
Peterson, Matt	2/73
Petrovic, Tim	2/74
PGA TOUR Golf Course Properties Board	1/13
PGA TOUR Policy Board	1/12
Playoff Records	5/9-10
Pope, Steve	2/127
Price, Rick	2/127

Q

Qualifying Tournament—	
PGA TOUR/NIKE TOUR	3/62-64
Quigley, Brett	2/74
Quinn, Fran	2/128

R

Randolph, Sam	2/76
Raulerson, Charles	2/155
Ray, Conrad	2/128
Reese, Don	2/77
Riegger, John	2/129
Riley, Kevin	2/79
Rollins, John	2/129
Royer, Hugh III	2/130
Rummells, Dave	2/131
Rustand, Eric	2/131

ALPHABETICAL INDEX

S

Sanday, Jeff	2/132
San Jose Open	3/56-57
Sauers, Gene	2/80
Schedule—1999 NIKE TOUR	1/3-7
Schedule—1999 PGA TOUR	
SENIOR PGA TOUR, NIKE TOUR	9/5
Scherrer, Tom	2/165
Schmitt, Philip	2/132
Schreyer, Dave	2/81
Schuchart, Mike	2/132
Schultz, Jason	2/133
Shreveport Open	3/12-13
Silva, Tom	2/82
Silveira, Larry	2/133
Skinner, Sonny	2/134
Small, Mike	2/134
Smith, Jerry	2/135
Snyder, Joey	2/83
South Carolina Classic	3/18-19
South Florida Classic	3/4-5
Sposa, Mike	2/158
Standly, Mike	2/84
Statistical Records—Season Records	5/32
Statistical Records—Year-by-Year	5/33
Staton, Kenneth	2/135
Starkjohann, Chris	2/86
Steel, Iain	2/135
Sterling, Scott	2/136
Stewart, Ray	2/136
St. Louis Golf Classic	3/36-37
Sullivan, Chip	2/137
Sullivan, Mike	2/87
Supple, Shane	2/88

T

Table of Contents	1/2
Tait, Shane	2/137
Tennyson, Brian	2/89
Thompson, Dicky	2/138
Tidland, Chris	2/138
Tournament Summaries—1998 NIKE TOUR	3/1
Towne, Greg	2/139
Tri-Cities Open	3/50-51
Tuck, Wes	2/139
Tyrner, Tray	2/90
Tyska, Jason	2/91

U

Upstate Classic	3/14-15
Utey, Stan	2/140

V

Veazey, Vance	2/92
---------------------	------

W

Wadkins, Bobby	2/141
Wadsworth, Fred	2/93
Walcher, Rocky	2/142
Walsworth, Don	2/94
Wayment, Fred	2/95
Webb, Gary	2/142
Wi, Charlie	2/96
Wichita Open	3/38-39
Wilson, Dean	2/143
Wilson, John	2/98
Winners—All-Time NIKE TOUR	5/26-31
Woods, Steve	2/143
Wurtz, Mark	2/143

Y

Young, Stephen	2/99
----------------------	------

Z

Zambri, Chris	2/100
Zoller, Karl	2/144
Zorkic, Zoran	2/144

1999 COMPLETE SCHEDULES

Week of	PGA TOUR	SENIOR PGA TOUR	NIKE TOUR
Jan. 4-10	Mercedes Championships*		NIKE South Florida Classic
11-17	Sony Open in Hawaii*		NIKE Lakeland Classic
18-24	Bob Hope Chrysler Classic*	MasterCard Championship	
25-31	Phoenix Open*	Senior Skins Game*	
Feb. 1-7	AT&T Pebble Beach National Pro-Am*	Royal Caribbean Classic	NIKE Florida Classic
8-14	Buick Invitational*	American Express Invitational	
15-21	Nissan Open*	GTE Classic	NIKE Mississippi Gulf Coast Open
22-28	WGC-Andersen Consult./ Touchstone Tucson*	ACE Group Classic	
March 1-7	Doral-Ryder Open	Senior Slam*	NIKE Greater Austin Open
8-14	Honda Classic	Toshiba Senior Classic	
15-21	Bay Hill Invitational	Liberty Mutual Legends of Golf*	NIKE Monterrey Open
22-28	THE PLAYERS Championship	Emerald Coast Classic	NIKE Louisiana Open
29-4	BellSouth Classic	The Tradition	
April 5-11	Masters Tournament#		
12-18	MCI Classic	PGA Seniors' Championship#	NIKE Shreveport Open
19-25	Greater Greensboro Chrysler Classic	The Home Depot Invitational	NIKE South Carolina Classic
26-2	Shell Houston Open	Bruno's Memorial Classic	NIKE Upstate Classic
May 3-9	Entergy Classic	Nationwide Championship	NIKE Carolina Classic
10-16	GTE Byron Nelson Classic	Las Vegas Senior Classic	NIKE Dominion Open
17-23	MasterCard Colonial	Bell Atlantic Classic	NIKE Knoxville Open
24-30	Kemper Open	Boone Valley Classic	
31-6	Memorial Tournament	Cadillac NFL Golf Classic	
June 7-13	FedEx St. Jude Classic	BellSouth Senior Classic at Opryland	NIKE Cleveland Open
14-20	U.S. Open#	Southwestern Bell Dominion	NIKE Dayton Open
21-27	Buick Classic	FORD SENIOR PLAYERS Champ.	NIKE Lehigh Valley Open
28-4	Motorola Western Open	State Farm Senior Classic	NIKE Hershey Open
July 5-11	Greater Milwaukee Open	U.S. Senior Open#	NIKE Greensboro Open
12-18	British Open#	Ameritech Senior Open	
19-25	John Deere Classic	Coldwell Banker Burnet Classic	NIKE Wichita Open
26-1	Canon Greater Hartford Open/Par Three Challenge*	Utah Showdown	NIKE Dakota Dunes Open
Aug. 2-8	Buick Open	Lightpath Long Island Classic	NIKE Omaha Classic
9-15	PGA Championship#	Foremost Insurance Championship	NIKE Ozarks Open
16-22	Sprint International	BankBoston Classic	NIKE Fort Smith Classic
23-24	Fred Meyer Challenge*		
23-29	WGC-NEC Invit./ Reno-Tahoe Open	AT&T Canada Senior Open Champ.	NIKE Permian Basin Open
30-5	Air Canada Championship	Kansas City Classic	NIKE Utah Classic
Sept. 6-12	Bell Canadian Open	Comfort Classic	NIKE Tri-Cities Open
13-19	B.C. Open	Bank One Championship	NIKE Boise Open
20-26	Ryder Cup# / Westin Texas Open	Kroger Senior Classic	NIKE Oregon Classic
27-3	Buick Challenge	Vantage Championship	
Oct. 4-10	Michelob Championship at Kingsmill	The Transamerica	NIKE Inland Empire Open
11-17	Las Vegas Invitational	Raley's Gold Rush Classic	
18-24	National Car Rental Golf Cl. at Disney	EMC Kaanapali Classic	NIKE TOUR Championship
25-31	TOUR Champ / Southern Farm Bureau	Pacific Bell Senior Classic	
Nov. 1-7	WGC-American Express Champ.	Ingersoll-Rand SENIOR TOUR Champ.	
8-14	Franklin Templeton Shark Shootout*/EMC Skills Challenge*	Senior Match Play Challenge*	
15-21	World Cup of Golf*/PGA Grand Slam of Golf*		
22-28	Skins Game*/Sun Microsystems Par 3 Challenge*		
28	Gillette Tour Challenge Championship*		
29-5	JCPenney Classic*	Office Depot Father-Son Challenge*	
Dec. 6-12	Diners Club Matches*	Diners Club Matches*	
13-19	Wendy's Three-Tour Challenge*	Wendy's Three-Tour Challenge	

* = Bank of America "West Coast Swing" event

= Non-PGA TOUR cosponsored event

* = Challenge season/ unofficial money event

NOTES

[illegible]

[illegible]

NOTES

This image shows a single page of white paper with horizontal ruling lines. The lines are evenly spaced and run across the width of the page. There are no margins, text, or other markings on the paper.

FREQUENTLY USED TELEPHONE NUMBERS

Golf Club of Jacksonville	904/779-2100
Golf Course Superintendents Association of America	785/841-2240
LPGA	904/274-6200
National Golf Foundation	561/744-6006
NIKE TOUR	904/285-3700
PGA European Tour	011-44-134-484-2881
PGA of America	561/624-8400
PGA Tour of Australasia	011-61-2-9460-3099
PGA Tour of Japan	011-813-3547-0141
PGA TOUR Productions	904/940-7000
PGA TOUR Tournaments Association	904/285-4222
PGA TOUR Travel	904/285-4001
Southern Africa PGA Tour	011-27-21-880-0871
The First Tee	904/940-4300
THE PLAYERS Championship	904/285-7888
THE TOUR Championship	904/285-7888
Tournament Players Club at Avenel	301/469-3700
Tournament Players Club at The Canyons	702/256-2500
Tournament Players Club at Deere Run	309/762-3077
Tournament Players Club at Eagle Trace	954/753-7600
Tournament Players Club at Heron Bay	954/796-2010
Tournament Players Club at Jasna Polana	609/688-0500
Tournament Players Club of Michigan	313/436-3000
Tournament Players Club of Myrtle Beach	843/357-3399
Tournament Players Club at Piper Glen	704/846-1212
Tournament Players Club at Prestancia	941/922-2800
Tournament Players Club at River Highlands	860/635-5000
Tournament Players Club at Sawgrass	904/285-3301
Tournament Players Club of Scottsdale	602/585-4334
Tournament Players Club at Southwind	901/748-0330
Tournament Players Club at Sugarloaf	770/418-0777
Tournament Players Club at Summerlin	702/256-0111
Tournament Players Club of Tampa Bay	813/949-0090
Tournament Players Club of Virginia Beach	757/563-9440
Tournament Players Course at Las Colinas	972/717-2500
Tournament Players Course at PGA West	760/564-7170
Tournament Players Course at Snoqualmie Ridge	425/396-4653
Tournament Players Course at The Woodlands	713/367-1100
USGA	908/234-2300
World Golf Foundation	904/940-4000
World Golf Hall of Fame	904/940-4123
World Golf Village	904/940-4000

NIKE TOUR on the Internet
<http://www.pgatour.com>

PGA TOUR, SENIOR PGA TOUR, THE SKINS GAME, STADIUM GOLF, THE PLAYERS CHAMPIONSHIP, TOURNAMENT PLAYERS CHAMPIONSHIP, SENIOR PLAYERS CHAMPIONSHIP, THE TOUR CHAMPIONSHIP, SENIOR TOUR CHAMPIONSHIP, TOURNAMENT PLAYERS CLUB, TPC, INTERNATIONAL TOURNAMENT PLAYERS CLUB, WORLD SERIES OF GOLF, SWINGING GOLFER LOGO, THE PRESIDENTS CUP and SENIOR SLAM are registered trademarks of PGA TOUR, Inc. Copyright © 1999 PGA TOUR, Inc. All rights reserved. No portion of this book may be reproduced—electronically, mechanically or by any other means, including photocopying—without the written permission of PGA TOUR.

The Official 1999 NIKE TOUR Media Guide was produced by PGA TOUR Creative Services.

NIKE TOUR

1999 NIKE TOUR Schedule

WEEK OF:	EVENT:
JANUARY 4-10 11-17	NIKE South Florida Classic NIKE Lakeland Classic
FEBRUARY 1-7 15-21	NIKE Florida Classic NIKE Mississippi Gulf Coast Open
MARCH 1-7 15-21 22-28	NIKE Greater Austin Open NIKE Monterrey Open NIKE Louisiana Open
APRIL 12-18 19-25 26-May 2	NIKE Shreveport Open NIKE South Carolina Classic NIKE Upstate Classic
MAY 3-9 10-16 17-23	NIKE Carolina Classic NIKE Dominion Open NIKE Knoxville Open
JUNE 7-13 14-20 21-27 28-Jul. 4	NIKE Cleveland Open NIKE Dayton Open NIKE Lehigh Valley Open NIKE Hershey Open
JULY 5-11 19-25 26-Aug. 1	NIKE Greensboro Open NIKE Wichita Open NIKE Dakota Dunes Open
AUGUST 2-8 9-15 16-22 23-29 30-Sept. 5	NIKE Omaha Classic NIKE Ozarks Open NIKE Fort Smith Classic NIKE Permian Basin Open NIKE Utah Classic
SEPTEMBER 6-12 13-19 20-26	NIKE Tri-Cities Open NIKE Boise Open NIKE Oregon Classic
OCTOBER 4-10 18-24	NIKE Inland Empire Open NIKE TOUR Championship

NIKE TOUR

TM

TM