


PGA TOUR 2000



Official Media Guide of the PGA TOUR

A MESSAGE TO THE MEDIA

Welcome to the beginning of a new season of opportunities for the PGA TOUR.

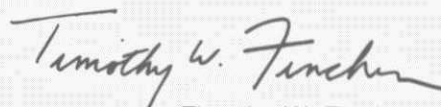
We know the depth and the excellence of coverage you provide is one of the significant factors behind the continued growth and success of the PGA TOUR, and we thank you for your support. You will have even more to cover in 2000.

The new century features a record 49 official events, including two inaugural tournaments — the SEI Pennsylvania Classic and the Tampa Bay Classic. Along with more playing opportunities, our members will compete for approximately \$157 million in official prize money, up from \$135 million last year. Virtually every round will be televised, bringing the drama and excitement of our tournaments to millions around the world.

The World Golf Championships enter their second year with the addition of a fourth umbrella sponsor, EMC. EMC, the lead sponsor of the World Golf Championships - EMC World Cup, joins World Golf Championships umbrella sponsors Andersen Consulting, NEC and American Express. This year also features the fourth edition of The Presidents Cup. The international team match play event returns in October to the Robert Trent Jones Golf Club in Virginia.

Charity remains one of the most important elements of our tournaments, and we look forward to continuing to grow charitable contributions, which surpassed \$500 million on all three TOURs last year since the first charity donation was made by a PGA TOUR event in 1938.

We hope this publication will be a useful tool during your coverage of PGA TOUR events. Our Media Officials are available on site every week to assist you, as are the other members of the Communications Department in our headquarters. Please do not hesitate to contact any of our staff if we can be of assistance.



Timothy W. Finchem
Commissioner
PGA TOUR

PGA TOUR • 112 PGA TOUR BLVD. • PONTE VEDRA BEACH, FL 32082 • TELEPHONE: 904-285-3700

COVER: PGA TOUR Player of the year Tiger Woods with David Duval, Davis Love III and Vijay Singh. (Photos by PGA TOUR Photographic Services)



PGA TOUR 2000



Official Media Guide of the PGA TOUR

The 2000 PGA TOUR Media Guide is dedicated to the legacy and memory of Fayne Stewart.

TABLE OF CONTENTS

Section 1

2000 Tournament Schedule	1-5/11
History of the PGA TOUR	1-12/13
PGA TOUR Policy Board	1-14
Golf Course Properties Board	1-15
Commissioner	1-16

Section 2: PLAYER BIOGRAPHIES

Exempt Rankings	2-2/3
Player Biographies	2-4/246
Other Prominent	
Members	2-247/288
International Players	2-289/296

Section 3: TOURNAMENT SUMMARIES

Mercedes Championships	3-2/4
SONY Open in Hawaii	3-5/6
Bob Hope Chrysler Classic	3-7/10
Phoenix Open	3-11/13
AT&T Pebble Beach	
National Pro-Am	3-14/18
Buick Invitational	3-19/21
Nissan Open	3-22/25
Touchstone Energy	
Tucson Open	3-26/28
World Golf Championships-	
Andersen Consulting Match	
Play Championship	3-29
Doral Ryder Open	3-30/32
The Honda Classic	3-33/34
Bay Hill Invitational presented	
by Cooper Tires	3-35/36
THE PLAYERS	
Championship	3-37/38
BellSouth Classic	3-39/40
The Masters	3-41/43
MCI Classic	3-44/45
Greater Greensboro Chrysler	
Classic	3-46/48
Shell Houston Open	3-49/51

COMPAQ Classic of	
New Orleans	3-52/54
GTE Byron Nelson Classic	3-55/57
MasterCard Colonial	3-58/60
Kemper Open	3-61/62
Memorial Tournament	3-63/64
FedEx St. Jude Classic	3-65/67
U.S. Open	3-68/71
Buick Classic	3-72/73
Motorola Western Open	3-74/77
Greater Milwaukee Open	3-78/79
British Open	3-80/84
John Deere Classic	3-85/86
Canon Greater	
Hartford Open	3-87/89
Buick Open	3-90/92
PGA Championship	3-93/95
Sprint International	3-96/97
World Golf Championships-	
NEC Invitational	3-98/99
The Reno-Tahoe Open	3-100/101
Air Canada	
Championship	3-102/103
Bell Canadian Open	3-104/107
B.C. Open	3-108/109
Westin Texas Open	3-110/112
Buick Challenge	3-113/114
Michelob Championship	
at Kingsmill	3-115/116
Las Vegas Invitational	3-117/118
National Car Rental Golf	
Classic at Walt Disney	
World Resort	3-119/121
Southern Farm	
Bureau Classic	3-122/123
THE TOUR Championship	
presented by Southern	
Company	3-124/125
World Golf Championships-	
American Express	
Championship	3-126

TABLE OF CONTENTS

Franklin Templeton	
Shark Shootout	3-127/128
Wendy's Three-Tour	
Challenge	3-129
World Cup of Golf	3-130-131
PGA TOUR Qualifying	
Tournament	3-132/136
Skins Game	3-137/138
JCPenney Classic	3-139/140

Section 4: SPECIAL EVENTS

International Federation of PGA Tours/	
World Golf Championships	4-2/3
Umbrella Sponsors	
World Golf Championships	4-4
The Presidents Cup	4-5/12
Ryder Cup	4-13/14
World Cup of Golf	4-15
Official World Golf Ranking	4-16
U.S. Amateur Events Winners	4-17/18

Section 5: 1998 FACTS & FIGURES

1999 Official Money List	5-2/4
1999 Facts & Figures	5-5/7
The Last Time	5-8/9
1999 Tournaments	
Summary	5-10/11
1999 Statistical Leaders	5-12/14
Year-by-Year Statistical	
Leaders	5-15
Toughest Holes on the	
1999 TOUR	5-16
1999 PGA TOUR Scoring	
Average by Event	5-17/18
Performance Chart (Top 50) ..	5-19/20

Section 6: ALL-TIME

PGA TOUR RECORDS

All-Time PGA TOUR Records ...	6-2/11
Single-Tournament Stat	
Records	6-12

Growth of Purses	6-13
Leaders in Career Money	6-14
Past Leading Money-Winners	6-15
All-Time TOUR Winners	6-15
Most TOUR Wins,	
Year by Year	6-16
Individual Playoff Records	6-17/31
Facts & Figures 1970-1999 ...	6-32/51
PGA TOUR Victories by	
BUY.COM TOUR Alumni	6-52

Section 7: 1998 AWARDS

Jack Nicklaus Award	7-2
Arnold Palmer Award	7-2
Byron Nelson Award	7-2
Payne Stewart Award	7-3
PGA TOUR Rookie of Year	7-4
PGA TOUR Comeback	
Player of the Year	7-4
PGA TOUR Lifetime	
Achievement Award	7-4
Players of the Month	7-4
Other Awards	7-5
PGA TOUR Charity of the Year	
Award	7-5
Card Walker Award	7-5
Vardon Trophy	7-6
PGA of America Players of the Year	
(1948-99)	7-6

Section 8: PGA TOUR MARKETING

PGA TOUR	
Corporate Marketing	8-2/16
Anheuser-Busch	8-3/4
(Michelob/O'Doul's)	
AT&T	8-4
Bank of America	8-5
Buick	8-5
Canon	8-6
John Deere	8-6
Delta Air Lines	8-7

TABLE OF CONTENTS

Gillette	8-7	World Golf Hall of Fame	10-9
GolfWatch	8-8	World Golf Hall of Fame Supporting Organizations/ Members	10-10
HealthSouth	8-8	PGA TOUR Pioneers/ Members in World Golf Hall of Fame	10-11/14
IBM	8-9	Charitable Mission: World Golf Foundation	10-15
Keller Furniture	8-9	The First Tee	10-16
LiFizz Effervescent Vitamins ...	8-10		
Luxury Travel	8-10		
MasterCard	8-11		
National Car Rental	8-11		
Pepsi/Lipton Partnership	8-12		
Royal Caribbean International	8-12		
Charles Schwab	8-13		
Southern Company	8-13		
St. Paul Fire and Marine/Eagle 3..	8-14		
The Weather Channel	8-14		
GOLF Magazine	8-15		
Gillette Tour Challenge	8-16		
Retail Licensing			
& Consumer Marketing	8-17/20		
PGA TOUR Retail Licensing	8-18/19		
PGA TOUR			
Consumer Marketing	8-20		
(First USA/ North American Outdoor Group)			
Section 9: CHARITY & THE TOUR			
Charity Donations	9-2		
Charity Team Competition	9-3/4		
1999 Charity Team Standings.....	9-5		
Bank of America Charity Cup	9-5		
TOUR Wives Association	9-6		
Section 10: ADDITIONAL INFORMATION			
Tournament Players Clubs	10-2/4		
PGA TOUR Productions	10-5		
pgatour.com	10-6		
PGA TOUR Radio	10-7		
World Golf Village	10-8		
Section 11: MISCELLANEOUS			
Media Regulations	11-2/5		
Prize Money Distribution Charts	11-6/10		
Section 12: PGA TOUR STAFF			
Executive Management Team	12-2		
Communications	12-3		
Chief of Operations	12-4		
Scoreboard/Tournament Operations	12-4		
Competition and Rules	12-5		
Tournament Business Affairs	12-6		
Agronomy	12-6		
Corporate Marketing/ Business Development/ Retail Licensing	12-7		
Finance and Administration	12-7		
International Championship Management	12-7		
Player Communications/ Player Relations	12-8		
Television/Broadcasting/ New Media/Productions.....	12-8		
Tournament Players Clubs	12-8		
Complete 1999 Schedules (3 TOURs)	12-9		
Index	12-9/12		
Telephone Numbers	Inside Back Cover		

2000 PGA TOUR TOURNAMENT SCHEDULE

Date	Tournament Dir./Media Contact	Location (Par/Yardage)	Prize Money/ First Place	Pro-Am	TV	1999 Winner
Jan 3-9	* Mercedes Championships Kim Carpenter/Linn Nishikawa 808-669-2440/ 808-669-0244 kimcarp@maui.net	Kapalua Golf Club (73/7263) Plantation Course 2000 Plantation Club Drive Lahaina, Maui, HI 96761	\$2,900,000/ \$522,000	\$10,000	ESPN	David Duval
Jan 10-16	* SONY Open in Hawaii Ray Stosik/Bill Bachran 808-523-7888 sonyopen@gte.net	Waialae Country Club (70/7060) 4997 Kahala Avenue Honolulu, HI 96816	\$2,900,000/ \$522,000	\$10,000	ESPN	Jeff Sluman
Jan 17-23	* Bob Hope Chrysler Classic Mike Milthorpe/Toby Zwikel 760-346-8184 Mikemilthorpe@usasports.com	Bermuda Dunes Country Club (71/6829) 42-360 Adams Drive Bermuda Dunes, CA 92201 (host course) Arnold Palmer Private Course at PGA West (72/6950) Indian Wells Country Club (72/6478) La Quinta Country Club (72/7060)	\$3,000,000/ \$540,000	ESPN/ABC	David Duval	
Jan 24-30	* Phoenix Open Steve Matteucci/Jeff Blaugrund 602-870-0163/ 602-379-7597 smatteucci@phoenixopen.com	TPC of Scottsdale (71/7059) 17020 North Hayden Road Scottsdale, AZ 85255	\$3,200,000/ \$576,000	USA/CBS	Rocco Mediate	
Jan 31- Feb 6	* AT&T Pebble Beach National Pro-Am Ollie Nutt/Cathy Scherzer 831-649-1533 nuttputt@attpbgolf.com	Pebble Beach Golf Links (72/6816) (host course) Spyglass Hill Golf Course (72/6855) Poppy Hills (72/6833) 17 Mile Drive Pebble Beach, CA 93953	\$4,000,000/ \$720,000	USA/CBS	Payne Stewart	
Feb 7-13	* Buick Invitational Tom Wilson/Rick Schloss 619-281-4653/ 760-942-6501 ziggy@buickinvitational.com	Torrey Pines Golf Course South Course (72/7033) (host course) North Course (72/6854) 11480 Torrey Pines Road La Jolla, CA 92037	\$3,000,000/ \$540,000	USA/CBS (South Course) \$10,000 (North Course)	Tiger Woods	
Feb 14-20	* Nissan Open Thomas Pulchinski/Toby Zwikel 213-989-2143/ 818-344-6195 ext. 104 tom@lajcc.org	Riviera Country Club (71/6953) 1250 Capri Drive Pacific Palisades, CA 90272	\$3,100,000/ \$558,000	USA/CBS	Ernie Els	
Feb 21-27	* WGC-Andersen Consulting Match Play Championship Michael Garten/Jeff Adams 760-431-9110/ 904-273-3397 mgarten@pgatourhq.com	La Costa Resort and Spa- Championship Course (72/7064) 2100 Costa del Mar Road Carlsbad, CA 92009	\$5,000,000/ \$1,000,000	ESPN/ABC	Jeff Maggert	

* Non-PGA TOUR cosponsored event

* West Coast Swing Event

+ Challenge Season/Unofficial money event

2000 PGA TOUR TOURNAMENT SCHEDULE *continued*

Date	Tournament Dir./Media Contact	Location (Par/Yardage)	Prize Money/ First Place	Pro-Am	TV	1999 Winner
Feb 21-27	* Touchstone Energy Tucson Open Judy McDermott/Jennifer English 520-571-0400 tucsonopen@aol.com	Omni Tucson National Golf Resort & Spa (72/7148) 2727 West Club Drive Tucson, AZ 85742	\$3,000,000/ \$540,000	\$10,000	CNBC	Gabriel Hjertstedt
Feb 28- Mar 5	Doral-Ryder Open Scott Montgomery/Judi Janofsky 305-477-4653/770-777-7754 sm@doralryder.com	Doral Golf Resort & Spa Blue Course (72/7125) 4400 NW 87th Avenue Miami, FL 33178	\$3,000,000/ \$540,000	\$10,000	USA/NBC	Steve Elkington
Mar 6-12	The Honda Classic Cliff Danley/Gary Ferman 954-346-4000 ext.201/954-432-1143 cdanley@hondaclassic.com	TPC at Heron Bay (72/7268) 11801 Heron Bay Boulevard Coral Springs, FL 33076	\$2,900,000/ \$522,000	\$10,000	USA/NBC	Vijay Singh
Mar 13-19	Bay Hill Invitational presented by Cooper Tires Jim Bell/ Tracy Dent 407-876-2888 invit@gdi.net	Bay Hill Club and Lodge (72/7208) 9000 Bay Hill Boulevard Orlando, FL 32819	\$2,800,000/ \$504,000	\$10,000	USA/NBC	Tim Herron
Mar 20-26	THE PLAYERS Championship Brian Goin/Ana Leaird 904-273-3680/904-273-3681 goin@pgatourhq.com	TPC at Sawgrass Stadium Course (72/6896) 110 Tournament Drive Ponte Vedra Beach, FL 32082	\$5,000,000/ \$900,000		USA/NBC	David Duval
Mar 27- Apr 2	BellSouth Classic Dave Kaplan/John Marshall 770-951-8777/770-436-2643 dekapan@bellsouth.net	TPC at Sugarloaf (72/7259) 2595 Sugarloaf Club Drive Duluth, GA 30097	\$2,800,000/ \$504,000	\$10,000	USA/NBC	David Duval
Apr 3-9	The Masters Walton L. Johnson/Glen Greenspan 706-667-6701/706-667-6705 wljohnson@augustanational.com	Augusta National Golf Club (72/6985) 2604 Washington Road Augusta, GA 30904	TBA		USA/CBS	Jose Maria Olazabal
Apr 10-16	MCI Classic Steve Wilmot/ Arnie Burdick 800-234-1107 steve.wilmot@mciworldcom.net	Harbour Town Golf Links (71/6916) 11 Lighthouse Lane Hilton Head, SC 29928	\$2,800,000/ \$504,000	\$10,000	TGC and FSN/CBS	Glen Day
Apr 17-23	Greater Greensboro Chrysler Classic Dick Baker/Judy Revels 336-379-1570 rdbaker@earthlink.net	Forest Oaks Country Club (72/7062) 4600 Forest Oaks Drive Greensboro, NC 27406	\$3,000,000/ \$542,000	\$10,000	TGC and FSN/CBS	Jesper Parnevik

+ Challenge Season/Unofficial money event

* West Coast Swing Event

* Non-PGA TOUR cosponsored event

2000 PGA TOUR TOURNAMENT SCHEDULE *continued*

Date	Tournament Dir./Media Contact	Location (Par/Yardage)	Prize Money/ First Place	Pro-Am	TV	1999 Winner
Apr 24-30	Shell Houston Open Eric Fredricksen/ Burt Darden 281-367-7999 efredricksen@hga.org	TPC at The Woodlands (72/7045) 1730 South Millbend Drive The Woodlands, TX 77380	\$2,800,000/ \$504,000	\$10,000	TGC and FSN/CBS	Stuart Appleby
May 1-7	COMPAQ Classic of New Orleans Rick George/Mark Romig 504-831-4653 rickg@classicno.com	English Turn Golf and Country Club (72/7106) One Clubhouse Drive New Orleans, LA 70131	\$3,000,000/ \$540,000	\$10,000	ESPN/ABC	Carlos Franco
May 8-14	GTE Byron Nelson Classic Janie Henderson/ Andy Stern 214-742-3896/214-373-1601 jhenderson@scdallas.org	TPC at Las Colinas (70/6924) (host course) Cottonwood Valley Golf Course (70/6846) 4200 North MacArthur Boulevard Irving, TX 75038	\$3,500,000/ \$630,000	\$20,000	TGC and FSN/CBS	Loren Roberts
May 15-21	MasterCard Colonial Dennis Roberson/ Cliff Overcash, Jr. 817-927-4277 colonial@flash.net	Colonial Country Club (70/7010) 3735 Country Club Circle Ft. Worth, TX 76109	\$3,300,000/ \$594,000	\$10,000	TGC and FSN/CBS	Olin Browne
May 22-28	Memorial Tournament Jim Wisler/John Steizer 614-889-6821/614-889-6791 memorial@compuserve.com	Muirfield Village Golf Club (72/7185) 5750 Memorial Drive Dublin, OH 43017	TBD		USA/CBS	Tiger Woods
May 29- June 4	Kemper Open Pete Cleaves/ Charlie Broitman 301-469-3737/202-296-7200 kemperopen@kemperfesnik.com	TPC at Avenel (71/7005) 10000 Oaklyn Drive Potomac, MD 20854	\$3,000,000/ \$540,000	\$10,000	TGC and FSN/CBS	Rich Beem
June 5-11	Buick Classic Peter Mele/Denise Taylor 914-967-5356/904-273-3311 pmele@pgatourhq.com	Westchester Country Club West Course (71/6722) 99 Biltmore Avenue Rye, NY 10580	\$2,800,000/ \$504,000	\$10,000	ESPN/ABC	Duffy Waldorf
June 12-18	U.S. Open Mike Davis/ Craig Smith 908-234-2300/ mikedavis@usga.org	Pebble Beach Golf Links 17 Mile Drive Pebble Beach, CA 93953	TBA		ESPN/NBC	Payne Stewart
June 19-25	FedEx St. Jude Classic Phil Cannon 901-748-0534 pcannon@fesjc.com	TPC at Southwind (71/7001) 3325 Club at Southwind Memphis, TN 38125	\$2,800,000/ \$504,000	\$10,000	ESPN/ABC	Ted Tryba

• Non-PGA TOUR cosponsored event

• West Coast Swing Event

+ Challenge Season/Unofficial money event

2000 PGA TOUR TOURNAMENT SCHEDULE *continued*

Date	Tournament Dir./Media Contact	Location (Par/Yardage)	Prize Money/ First Place	Pro-Am	TV	1999 Winner
June 26- July 2	Canon Greater Hartford Open Daniel Baker/Wes Eustice 860-522-4171/860-493-1364 ext.3330 dbaker@canongho.com	TPC at River Highlands (70/6820) 1 Golf Club Road Cromwell, CT 06416	\$2,800,000/ \$504,000	\$10,000	ESPN/ABC	Brent Geiberger
July 3-9	Admiral Western Open Greg McLaughlin/Gary Holaway 847-724-4600	Cog Hill Golf & Country Club Dubs Dread #4 (72/7073) 12294 Archer Avenue Lemont, IL 60439	\$3,000,000/ \$540,000	\$10,000	ESPN/ABC	Tiger Woods
July 10-16	Greater Milwaukee Open Dan Croak/Dan Blackman 414-540-3800/301-442-7459 djc99@execpc.com	Brown Deer Park Golf Course (71/6739) 7835 North Green Bay Road Milwaukee, WI 53209	\$2,500,000/ \$450,000	\$10,000	TGC and FSN/ABC	Carlos Franco
July 17-23	British Open Championship Hugh Campbell, Championship Committee Chairman/ Stewart McDougall 01334-472112/0141-427-5344	Old Course (72/TBD) St. Andrews Fife, Scotland	TBA		ESPN/ABC	Paul Lawrie
July 17-23	B.C. Open Michael Norman/Joe Slavik 607-754-2482/607-729-9166	En-Joie Golf Course (72/6974) 722 West Main Street Endicott, NY 13760	\$2,000,000/ \$360,000	\$10,000	TGC	Brad Faxon
July 24-30	John Deere Classic Kym Hougham/Curt Burnett 309-762-4653/309-234-5699 kymh@qconline.com	TPC at Deere Run (71/7105) 3100 Heather Knoll Silvas, IL 61282	\$2,600,000/ \$468,000	\$10,000	TGC and FSN/CBS	J.L. Lewis
July 31- Aug 6	The International Larry Thiel/Buddy Martin 800-755-1986 admin@golftntl.com	Castle Pines Golf Club (72/7559) 1000 Hummingbird Drive Castle Rock, CO 80104	\$3,000,000/ \$540,000	TBD	USA/CBS	David Toms
Aug 7-13	Buick Open Mike Mattucci/AI Abrams 313-967-9686/212-779-6659 mmattucci@ksesport.com	Warwick Hills Golf & Country Club (72/7105) G-9057 South Saginaw Street Grand Blanc, MI 48439	\$2,700,000/ \$486,000	\$10,000	TGC and FSN/CBS	Tom Pernice Jr.
Aug 14-20	PGA Championship Kerry Haigh/Julius Mason 561-624-8499/561-621-8444 khaigh@pgahq.com	Valhalla Golf Club (72/7167) 15503 Shelbyville Road Louisville, KY 40245	TBA		TNT/CBS	Tiger Woods

• Non-PGA TOUR cosponsored event

• West Coast Swing Event

+ Challenge Season/Unofficial money event

2000 PGA TOUR TOURNAMENT SCHEDULE *continued*

Date	Tournament Dir./Media Contact	Location (Par/Yardage)	Prize Money/ First Place	Pro-Am	TV	1999 Winner
Aug 21-27	WGC-NEC Invitational Tom Strong/ Jeff Adams 330-644-2299/904-273-3397 tjstrong@pgatourhq.com	Firestone Country Club South Course (70/7149) 452 East Warner Road Akron, OH 44319	\$5,000,000/ \$1,000,000		USA/CBS	Tiger Woods
Aug 21-27	The Reno-Tahoe Open Jim Kline/Pam Armstrong 775-322-3900/503-672-8120 jimkline@pjpc.com	Montreux Golf and Country Club (72/7552) 18000 Bordeaux Drive Reno, NV 89511	\$3,000,000/ \$540,000	\$10,000	CNBC	Notah Begay III
Aug 28- Sept 3	Air Canada Championship Brent Scrimshaw 604-647-3900 bscrimshaw@telus.net	Northview Golf and Country Club Ridge Course (71/7049) 6857 168th Street Surrey, British Columbia Canada V3S 8E7	\$2,800,000/ \$504,000		ESPN/CTV	Mike Weir
Sept 4-10	Bell Canadian Open Bill Paul/ Joe Romagnolo 905-849-9700 ext.203/ 905-849-9700 ext.227 billpaul@rcga.org	Glen Abbey Golf Club (72/7102) 1333 Dorval Drive Oakville, Ontario Canada L6J 4Z3	\$3,100,000/ \$558,000	\$10,000	ESPN/CTV	Hal Sutton
Sept 11-17	SEI Pennsylvania Classic Joe Rotellini/Ana Leaird 610-251-0862/904-273-3681 jerote@pgatourhq.com	Waynesborough Country Club (71/6900) 440 Darby-Paoli Road Paoli, PA 19301-2019	\$3,000,000/ \$540,000		ESPN	First Year Event
Sept 18-24	Westin Texas Open at LaCantera Tony Plazzi/Paul Greenwood 210-341-0823 tony@golfsanantonio.org	LaCantera Golf Club (TBD) 16641 LaCantera Parkway San Antonio, TX 78256	\$2,400,000/ \$432,000	\$10,000	ESPN/ESPN2	Duffy Waldorf
Sept 25- Oct 1	Buick Challenge Dick Ellis/ Ann Ragsdale 706-324-0411/404-252-4949 bchallenge@aol.com	Callaway Gardens Resort Mountain View Course (72/7057) Highway 27 Pine Mountain, GA 31822	\$2,100,000/ \$378,000	\$10,000	ESPN	David Toms
Oct 2-8	Michelob Championship at Kingsmill Johnnie Bender/Greg Hendricks 757-253-3985/314-577-9665 johnniebender@anheuser-busch.com	Kingsmill Resort River Course (71/6853) 100 Golf Club Road Williamsburg, VA 23185	\$2,800,000/ \$504,000	\$10,000	ESPN/ABC	Notah Begay III

* Non-PGA TOUR cosponsored event * West Coast Swing Event + Challenge Season/Unofficial money event

2000 PGA TOUR TOURNAMENT SCHEDULE *continued*

Date	Tournament Dir./Media Contact	Location (Par/Yardage)	Prize Money/ First Place	Pro-Am	TV	1999 Winner
Oct 9-15	Las Vegas Invitational Charlie Baron 702-242-3000 LVFCGOLF@aol.com	TPC at Summerlin (72/7243) (host course) Las Vegas Country Club (72/7164) Desert Inn Golf Club (72/7193) 1700 Village Center Circle Las Vegas, NV 89134	\$2,600,000/ \$468,000		ESPN	Jim Furyk
Oct 16-22	The Presidents Cup Lance Hartman/Jeff Adams 703-753-1455/904-273-3397 lhartman@pgatourhq.com	Robert Trent Jones Golf Club (72/7315) One Turtle Point Drive Gainsville, VA 20155			TNT/NBC	International Team (1998)
Oct 16-22	Tampa Bay Classic Gerald Goodman/ Rick Odioso 727-942-5566 jcpclass@aol.com	Westin Innisbrook Resort Copperhead Course (71/7054) 36750 U.S. Highway 19 North Palm Harbor, FL 34684	\$2,400,000/ \$432,000		TBD	
Oct 23-29	National Car Rental Golf Classic at Walt Disney World Resort Charles Davis/Dave Herbst 407-824-2250/407-397-6407 charles_davis@wda.disney.com	Walt Disney World Resort Magnolia (host course) (72/7190) Palm (72/6957) 1950 Magnolia/ Palm Drive Lake Buena Vista, FL 32830	\$2,800,000/ \$504,000	\$20,000	ESPN/ABC	Tiger Woods
Oct 30- Nov 5	THE TOUR Championship Presented by Southern Company Ron Cross/Ana Leard 404-378-8687/904-273-3681 rccross@pgatourhq.com	East Lake Golf Club (70/6908) 2575 Alston Drive, SE Atlanta, GA 30317	\$5,000,000/ \$900,000	\$10,000	ESPN/ABC	Tiger Woods
Oct 30- Nov 5	Southern Farm Bureau Classic Robert Morgan/Randy Tinney 601-544-0262/601-981-5332 sfbcc@netdoor.com	Annandale Golf Club (72/7199) 100 Annandale Golf Club Drive Madison, MS 39110	\$2,200,000/ \$396,000	\$10,000	TGC	Brian Henninger
Nov 6-12	WGC-American Express Championship Ann Palmer/Mitchell Platts 34-956-79-42-86/44-134-48-42-88	Club de Golf Valderrama (71/6830) E-11310 Sotogrande San Roque (Cadiz) Andalusia Spain	\$5,000,000/ \$1,000,000		ESPN/ABC	Tiger Woods
Nov 13-19	+Franklin Templeton Shark Shootout Bart Collins/Marilyn McCuen 561-743-8818/323-876-5111 gwshark@ibm.net (Attn: Bundy Purnell)	Doral Resort Golf and Spa Great White Course (par/yardage TBD) 4400 NW 87th Avenue Miami, FL 33178	\$1,500,000		TGC and FSN/CBS	Fred Couples/ David Duval

• Non-PGA TOUR cosponsored event

* West Coast Swing Event

+ Challenge Season/Unofficial money event

2000 PGA TOUR TOURNAMENT SCHEDULE *continued*

Date	Tournament Dir./Media Contact	Location (Par/Yardage)	Prize Money/ First Place	Pro-Am	TV	1999 Winner
Nov 25-26	+Skins Game Chuck Gerber/Steve Brenner 704-973-5250/818-344-6195	Landmark Golf Club (72/7038) 84000 Landmark Parkway Indio, CA 92203	\$1,000,000		ABC	Fred Couples
Nov 27- Dec 3	+Williams World Challenge Greg McLaughlin/Jeff Blaugrund 714-816-1806/602-379-7597 gmclaughlin@twfound.org	Grayhawk Golf Club Raptor Course (70/7035) 4820 East Thompson Peak Parkway Scottsdale, AZ 85255	\$3,500,000/ \$1,000,000		NBC	
Dec 4-10	+WGC-EMC World Cup Jeff Adams-U.S. Contact 904-273-3397 Mabelle Attermeyer-Buenos Aires Contact (54-11) 4342-1702	Buenos Aires Golf Club (72/6896) Buenos Aires, Argentina	\$3,000,000/ (winning team will split \$1,000,000)		TBD	(first-time event)
Dec 11-13	+Team Match Play Challenge Gary Pollard 310-393-1115 gpgolf@aol.com	TBD	\$1,200,000/ (\$400,000 for each Tour)		TBD	Fred Couples/ Mark Calcavecchia
Dec 23 & 24 Air Dates	+Wendy's Three-Tour Challenge Jim Wisler/Karen Summers 614-889-6700/702-564-1600 memorial@compuserve.com	Lake Las Vegas Resort Reflection Bay Golf Club (72/7261) 75 Monte Lago Blvd. Henderson, NV 89011	\$651,000/\$300,000 (\$100,000/ player)		ABC	SENIOR PGA TOUR

1-11

• Non-PGA TOUR cosponsored event * West Coast Swing Event + Challenge Season/Unofficial money event

A BRIEF HISTORY OF THE PGA TOUR

It is not always easy to pinpoint the exact beginning of something. So it is with the PGA TOUR. Certainly, professionals have competed against each other from the earliest days of the game in the United States.

In 1895, 10 professional golfers and one amateur played in the first U.S. Open in Newport, RI. Shortly thereafter, tournaments began to pop up across the country. There was the Western Open in 1899. But this was not "tour" golf. The events lacked continuity.

Interest in the game, however, continued to grow. American professionals were rapidly improving. And when John McDermott became the first American-born player to win the U.S. Open in 1911, interest in the game blossomed.

That interest became enthusiasm in 1913, when Englishmen Harry Vardon and Ted Ray came to the United States to play an exhibition tour and compete in the U.S. Open. When 20-year-old amateur Francis Ouimet defeated the pair in a playoff for the Open at Brookline, MA., golf became front page news and a game for everyone.

In the early 1920s, a series of tournaments was held on the West Coast, Texas and Florida. These events were held in the winter, and the golfers played their way east and up to Pinehurst in the spring. By the middle of the decade, the tour was doing relatively well—offering \$77,000 in total prize money.

The first "playing pros" organization was formed in 1932. Two years earlier, Bob Harlow had been named manager of the PGA Tournament Bureau.

The tour became more structured following World War II and exploded in the late 1950s and early '60s. When Arnold Palmer, televised golf and President Eisenhower arrived on the scene in the late '50s, the eyes of the world were on golf. This exposure inspired millions to try the game.

Most golf historians would trace the "formal" beginning of the PGA TOUR to late 1968, when the "Tournament Players Division" split from the PGA of America and hired Joseph C. Dey as its first Commissioner. That organization became the modern-day PGA TOUR. Dey served from early 1969 through February 28, 1974, and was succeeded by Deane R. Beman on March 1, 1974.

During Beman's administration, the value of tournament purses escalated at an unprecedented rate: PGA TOUR assets grew from \$730,000 in 1974 to more than \$200 million, and total revenues increased from \$3.9 million to \$229 million in 1993.

Timothy W. Finchem, previously the TOUR's Deputy Commissioner and Chief Operating Officer, became the TOUR's third Commissioner on June 1, 1994. In 1995, Finchem undertook a restructuring program designed to strengthen the PGA TOUR's core business, which is its competitions; expand the TOUR's international scope and prepare it to enter the 21st Century. In 1996, Finchem helped to spearhead formation of the International Federation of PGA Tours, as golf's five world governing bodies laid the groundwork for taking competition into the next millennium. In 1997, the Federation announced the World Golf Championships, which debuted last year with three events—the Andersen Consulting Match Play Championship, NEC Invitational and American Express Championship, followed by the EMC World Cup in 2000.

Since 1938, PGA TOUR events have donated more than \$500 million to charity. One-year charity giving records have been produced annually since 1992.

The competitive scope of the PGA TOUR also is much broader today. The SENIOR PGA TOUR, called by many the most successful senior sports venture in history, begins its third decade of play in 2000. Since starting with just two co-sponsored events and \$250,000 in prize money in 1980, the SENIOR TOUR has grown to 39 events this year with purses totaling over \$50 million. The BUY.COM TOUR begins its second decade with substantially increased purses and recognition as a highly competitive TOUR worthy of Official World Golf Ranking points. The BUY.COM TOUR provides outstanding golf competition in 30 communities while raising significant charity dollars. Among the alums of this TOUR who have gone on to star on the PGA TOUR are David Duval, Tom Lehman, Jeff Maggert and Stuart Appleby.

Also continuing to grow is the Tournament Players Club Network. When the PGA TOUR opened the Tournament Players Club at Sawgrass in 1980, it introduced the era of Stadium Golf and record-breaking attendance. Owned and/or operated by the TOUR, these courses are the only major league sports venues owned by the players themselves.

The TPC Network now includes 17 facilities in the United States with three more scheduled to open in 2000.

CHRONOLOGY OF PGA TOUR

- 1895 -- First U.S. Open (won by Horace Rawlins) played at Newport (RI) Golf Club
- 1899 -- Inaugural Western Open (won by Willie Smith) played at Glenview (IL) Golf Club
- 1900 -- Harry Vardon tour of United States generates widespread interest in game
- 1913 -- Francis Ouimet captures U.S. Open playoff with Vardon and Ted Ray
- 1914 -- Walter Hagen wins first of 11 major titles in U.S. Open at Midlothian Country Club outside Chicago
- 1916 -- PGA of America formed; Jim Barnes wins first PGA Championship over Jock Hutchison at Siwanoy CC in Bronxville, NY
- 1922 -- Gene Sarazen (age 20) wins U.S. Open (Skokie Country Club in Glencoe, IL); also wins PGA Championship (Oakmont CC), becoming first to hold both titles at once
- 1926 -- Los Angeles Open offers \$10,000 purse
- 1927 -- First Ryder Cup matches played, won by United States [Worcester (MA) Country Club]
- 1930 -- Bob Harlow named manager of PGA Tournament Bureau and broaches idea of year-round tournament circuit; raises annual purse money on the Tour from \$77,000 to \$130,000 in first year on job; instrumental in creating volunteer system by which TOUR functions to this day; Code of Conduct drawn up
- 1931 -- Golf Ball and Golf Club Manufacturers Association puts up \$5,000 to support sponsors during 1931-32 winter swing
- 1932 -- "Playing Pros" organization formed, pre-dating by 36 years formation of current PGA TOUR organization
- 1933 -- Hershey Chocolate Company, at least unofficially, first corporate sponsor on PGA TOUR with Hershey Open

A BRIEF HISTORY OF THE PGA TOUR (cont'd.)

- 1934 — Group of players meets to discuss possibilities of year-round tournament circuit; Horton Smith wins first Masters at Augusta National Golf Club; leading money-winner for year Paul Runyan earns \$6,767
- 1937 — First Bing Crosby Pro-Am/"Clambake" played at San Diego's Rancho Santa Fe CC; Sam Snead becomes nationally recognized figure in golf by winning Oakland Open
- 1938 — Palm Beach Invitational makes first TOUR contribution to charity, \$10,000
- 1945 — Byron Nelson captures 11 consecutive tournament starts, seven other official events and one unofficial, a total of 19 wins in one year; voted 1945 Associated Press Male Athlete of Year; Tam O'Shanter All-American offers \$60,000 purse
- 1947 — U.S. Open televised live in St. Louis area
- 1949 — Ben Hogan critically injured in head-on collision of his automobile with Greyhound bus
- 1950 — Ben Hogan returns to competitive golf in Los Angeles Open, starting with two-under-par 34 on his front nine and eventual 280 total tied by Sam Snead; loses playoff eight days later
- 1953 — Ben Hogan wins three major championships: the Masters, U.S. Open and the only British Open he ever played; Lew Worsham wins first PGA TOUR event to appear live on national television, Tam O'Shanter World Championship; Golf's "color barrier" broken with PGA constitutional amendment allowing for "Approved Entries," nonmembers who could play in tournaments if invited by sponsors
- 1954 — USGA begins to televise U.S. Open for national audience
- 1955 — World Championship of Golf offers first \$100,000 purse in PGA TOUR history
- 1956 — Masters Tournament televised for the first time
- 1957 — "All-Star Golf," first series of matches between pros filmed for television, has its debut
- 1961 — Caucasians-only clause stricken from PGA of America constitution; tournament golf officially integrated
- 1962 — "Shell's Wonderful World of Golf" begins nine-year run
- 1965 — Inaugural Qualifying School held at PGA National Golf Club in Palm Beach Gardens, FL; John Schlee first medalist
- 1968 — **Association of Professional Golfers (APG), an autonomous tournament players' organization, forms in breakaway from PGA. As compromise, Tournament Players Division of PGA formed under aegis of 10-man policy board late in year**
- 1969 — Joe Dey becomes first Commissioner of Tournament Players Division
- 1974 — Deane Beman succeeds Dey as Commissioner on March 1; Jack Nicklaus captures inaugural Tournament Players Championship (now THE PLAYERS Championship) at Atlanta CC
- 1977 — Al Geiberger records first sub-60 round in PGA TOUR history on June 10, a 59 in Danny Thomas Memphis Classic at Colonial CC
- 1978 — First "Legends of Golf" played at Onion Creek CC in Austin, TX, precursor of Senior PGA TOUR
- 1979 — PGA TOUR Headquarters relocated from Washington, D.C. to Ponte Vedra Beach, FL
- 1980 — SENIOR PGA TOUR organized with two tournaments; First Tournament Players Club opens, the TPC at Sawgrass in Ponte Vedra, FL
- 1983 — All-Exempt TOUR put in place, virtually eliminating Monday qualifying; top 125 players exempt; Tournament Players Series (TPS) begins three-year run; PGA TOUR Pension Program begins
- 1985 — PGA TOUR Productions created
- 1986 — Panasonic Las Vegas Invitational offers first \$1-million purse in PGA TOUR history
- 1987 — PGA TOUR surpasses \$100 million in charitable contributions
- 1988 — 30 players compete at Pebble Beach for \$2 million in Nabisco Championships, predecessor of THE TOUR Championship
- 1990 — Ben Hogan Tour comes into existence as developmental circuit, succeeded by NIKE TOUR beginning in 1993
- 1991 — Chip Beck matches Geiberger's 1977 feat on October 11, carding a 59 at Sunrise Golf Club during Las Vegas Invitational
- 1992 — PGA TOUR surpasses \$200 million in charitable contributions
- 1993 — The PGA TOUR boasts a record five \$1-million winners
- 1994 — Tim Finchem succeeds Deane Beman as Commissioner on June 1; Inaugural Presidents Cup Match played; U.S. defeats Internationals 20-12
- 1995 — First major international golf competition held in People's Republic of China, World Cup of Golf, played at TPC at Mission Hills
- 1996 — Golf's five world governing bodies join to create the PGA Tours International Federation; U.S. edges Internationals 16½-15½ in second Presidents Cup; PGA TOUR charity donations top \$300 million all-time.
- 1997 — Melbourne, Australia announced as site of 1998 Presidents Cup; new TV agreements reached extending to 2002; World Golf Championships announced beginning in 1999; World Golf Foundation initiative, "The First Tee," unveiled.
- 1998 — Johnny Miller and Nick Faldo inducted into World Golf Hall of Fame on May 18 as part of opening ceremonies at World Golf Village; First Presidents Cup outside United States played at Royal Melbourne in Australia, where the International Team defeated the United States 20½-11½
- 1999 — Tiger Woods becomes first player since Johnny Miller in 1974 to win eight tournaments in one season and also becomes fourth player in TOUR history to win four consecutive starts; David Duval shoots a record-tying 59 in the closing round of the Bob Hope Chrysler Classic to win the second of his four 1999 titles; the U.S. Team, comprised of 12 PGA TOUR members, stages the most dramatic comeback in Ryder Cup history, rallying from a 10-6 deficit on the final day to regain the Cup from Europe 14 1/2 to 13 1/2; the golf world mourns the tragic death of Payne Stewart, winner of 11 PGA TOUR events, including three major championships.

PGA TOUR POLICY BOARD

The PGA TOUR Policy Board establishes goals and policies for the operation of the PGA TOUR. The nine-member Board is composed of the following:

Four Player Directors elected by the PGA TOUR membership. A Player Director also serves as Vice President of the PGA of America.

Four Independent Directors, representing the public interest. One serves as Chairman of the Board.

One PGA of America Director, who is a national officer of the PGA of America.

A Players Advisory Council consults with the Policy Board.

The Policy Board appoints the Commissioner as chief executive and administrative officer of the PGA TOUR. The tournament staff, serving under the Commissioner, conducts tournament play.



Richard J. Ferris
Northbrook, IL
Chairman




John Cook
Orlando, FL
Player Director



Victor F. Ganzi
New York, NY
Independent Director



Mike Hulbert
Orlando, FL
Player Director



Charles F. Knight
St. Louis, MO
Independent Director



Davis Love III
Sea Island, GA
Player Director



Will Mann
Graham, NC
PGA Director



John B. McCoy
Chicago, IL
Independent Director



Hal Sutton
Bossier City, LA
Player Director

PGA TOUR GOLF COURSE PROPERTIES BOARD



H. James Griggs
Chairman

An advisory board of the PGA TOUR Policy Board, the PGA TOUR Golf Course Properties Board makes reports and recommendations relating to the development and operational functions of the Tournament Players Club (TPC) Network, domestically and internationally.

Directors of the Golf Course Properties Board are experts in the fields of development, finance, construction, law, international business and other specialties related to property development.

See pages 10-2 through 10-4 for information on the Tournament Players Club Network.



Edward J. Brown III



A. James Clark




Wayne S. Doran



James W. McGlothlin



W.J. "Jim" Smith



Carl Ware

ABOUT THE COMMISSIONER

Timothy W. Finchem

Commissioner

Timothy W. Finchem, 52, is the third Commissioner of the PGA TOUR.

Finchem succeeded Deane R. Beman as Commissioner on June 1, 1994. Beman had served for 20 years, replacing the late Joseph C. Dey, who had been the TOUR's Commissioner in its first five years, 1969-74.

Finchem, Deputy Commissioner and Chief Operating Officer of the TOUR under Beman since 1989, had joined the TOUR staff as Vice President of Business Affairs in 1987.

As Commissioner, Finchem has greatly expanded the earnings opportunities for PGA TOUR players domestically and internationally. He also has taken leadership roles in the formation of the International Federation of PGA Tours and the World Golf Foundation, Inc.

His personal dedication to the success of the World Golf Foundation's First Tee initiative has helped that program achieve its initial objectives in developing facilities that will have an impact on the game for years to come.


"Our primary purpose as a membership organization is to create outstanding playing and earnings opportunities for our players," Finchem says, "and we are proud of what our tournaments do for charity (more than \$500 million raised) and the active role we have been able to take as an organization in growing the game for future generations."


Born in Ottawa, IL on April 19, 1947, Finchem was graduated from Princess Anne High School in Virginia Beach. He attended the University of Richmond on a debate scholarship, receiving his Bachelor of Arts degree in 1969. He was graduated from the University of Virginia Law School in 1973.

After practicing law in Virginia Beach for three years, Finchem served in the White House as Deputy Advisor to the President in the Office of Economic Affairs in 1978 and 1979. After serving as National Staff Director for the Carter-Mondale campaign in 1980, Finchem co-founded the National Marketing and Strategies Group in Washington, D.C.


A physical fitness advocate, Finchem is a member of the President's Council on Physical Fitness.

Married to the former Holly Bachand, Finchem is a father of four. The Finchems live in Ponte Vedra Beach, FL.





Chris Perry had a PGA TOUR record 468 birdies in 1999, topping the old mark of 465 set by Dan Forsman in 1988. Perry also led the TOUR in rounds played with 120, just edging Fred Funk who played 118 rounds.



2000 PGA TOUR PLAYER BIOGRAPHIES

SECTION 2

ALL-EXEMPT TOUR PRIORITY RANKINGS

Each PGA TOUR player has earned a position on the priority ranking system that will be used to select tournament fields. The complete ranking system, in order of priority, is as follows:

1. Winners of PGA Championship or U.S. Open prior to 1970 or in the last 10 calendar years.
(Beginning in 1998, this is a five-year exemption.)

Paul Azinger	Dow Finsterwald	Don January	Bobby Nichols	Bob Rosburg
Mark Brooks	Jack Fleck	Lee Janzen	Jack Nicklaus	Vijay Singh
Jack Burke	Raymond Floyd	Steve Jones	Arnold Palmer	Sam Snead
Billy Casper	Al Geiberger	Tom Kite	Corey Pavin	Lee Trevino
John Daly	Wayne Grady	Gene Littler	Gary Player	Ken Venturi
Steve Elkington	Lionel Hebert	Davis Love III	Nick Price	Tiger Woods
Ernie Els	Hale Irwin	Orville Moody		
2. Winners of the THE PLAYERS Championship in the last 10 calendar years.
(Beginning in 1998, this is a five-year exemption.)

Fred Couples	David Duval	Justin Leonard	Jodie Mudd	Greg Norman
--------------	-------------	----------------	------------	-------------
3. Winners of the Masters Tournament in the last 10 calendar years.
(Beginning in 1998, this is a five-year exemption.)

Ben Crenshaw	Nick Faldo	Mark O'Meara
--------------	------------	--------------
4. Winners of the British Open in the last 10 calendar years (1990-present).
(Beginning in 1998, this is a five-year exemption.)

Tom Lehman	Paul Lawrie
------------	-------------
5. Winners of the NEC World Series of Golf in the last 10 calendar years.
(Beginning in 1998, this is a three-year exemption.)

Fulton Allem	Phil Mickelson	Tom Purtzer	Craig Stadler
--------------	----------------	-------------	---------------
6. THE TOUR Championship winners of the last three years, beginning with the 1998 winner.

Hal Sutton

7. Winners of World Golf Championship events, beginning in 1999 (a three-year exemption)

Jeff Maggert

8. The leader in PGA TOUR official earnings in each of the last five calendar years.
9. Winners of PGA TOUR cosponsored or approved events (except team events) within the last two calendar years, or during the current year; winners receive an additional year of exemption for each additional win, up to five years.

Billy Andrade	John Cook	Brent Geiberger	Billy Mayfair	Scott Simpson
Stuart Appleby	Glen Day	J.P. Hayes	Rocco Mediate	Jeff Sluman
Rich Beem	Trevor Dodds	Brian Henninger	Jesper Parnevik	David Toms
Notah Begay III	Joe Durant	Tim Herron	Steve Pate	Ted Tryba
Michael Bradley	Brad Faxon	Gabriel Hjerstedt	Tom Pernice, Jr.	Duffy Waldorf
Olin Browne	Carlos Franco	John Huston	Chris Perry	Tom Watson
Mark Calcavecchia	Fred Funk	J.L. Lewis	Loren Roberts	Mike Weir
Brandel Chamblee	Jim Furyk			
10. Members of the last-named U.S. Ryder Cup team.
11. Leaders in official PGA TOUR career earnings, as follows:
 - a. Players among the Top 50 in career earnings as of the end of the preceding calendar year may elect to use a one-time, one-year exemption for the next year.

Curtis Strange	Bruce Lietzke	Peter Jacobsen	Mark McCumber
----------------	---------------	----------------	---------------
 - b. Players among the Top 25 in career earnings as of the end of the preceding calendar year may elect to use this special exemption for a second year, provided that the player remains among the Top 25 on the career money list.
12. Sponsor exemptions (a maximum of eight, which may include amateurs with handicaps of two or less), on the following basis:
 - a. Not less than two sponsor invitees shall be PGA TOUR members not otherwise exempt.
 - b. Not less than two of the top 35 finishers and ties from the last Qualifying Tournament, as well as 2-15 from the 1998 NIKE TOUR money list, if not all of them can otherwise be accommodated (Note: PGA TOUR members may receive unlimited number of sponsor invitations. Non-TOUR members may receive maximum of seven per year.)
13. Two foreign players designated by the Commissioner.
14. The current PGA Club Professional Champion for a maximum of three open events, in addition to any sponsor selections.
15. PGA Section Champion or Player of the Year of the Section in which the tournament is played.
16. Two members of the PGA Section in which the tournament is played, who qualify through sectional qualifying competitions.
17. Four low scorers at Open Qualifying, which shall normally be held on Monday of tournament week.
18. Past champions of the particular event being contested that week, if co-sponsored by the PGA TOUR and the same tournament sponsor (except for Team events), as follows:
 Winners prior to July 28, 1970—unlimited exemptions for such events.
 Winners after July 28, 1970—10 years of exemptions for such events.

19. Life Members (who have been active members of the PGA TOUR for 15 years and have won at least 20 cosponsored events).

Lanny Wadkins

20. **TOP 125, PREVIOUS YEAR'S OFFICIAL MONEY LIST**—If not exempt under "Special Exemptions, the top 125 PGA TOUR members on the previous year's Official Money List, in order of their positions on the list.

Bob Estes	Johnathan Kaye	Jerry Kelly	Jay Delsing	Steve Lowery	Woody Austin
Dennis Paulson	Bill Glasson	Scott Dunlap	Tom Scherrer	Mark Wiebe	Doug Barron
Dudley Hart	Greg Kraft	Harrison Frazar	John Maginnes	Esteban Toledo	Nolan Henke
Stewart Cink	Tommy Armour III	Tom Byrum	Kenny Perry	Rory Sabbatini	Craig Barlow
Scott Hoch	Brian Watts	Mike Reid	Barry Cheesman	Dicky Pride	Charles Raulerson
Skip Kendall	Jay Haas	Scott Verplank	Joey Sindelar	Brad Fabel	Robert Allenby
Craig Parry	Paul Goydos	Bradley Hughes	Kevin Wentworth	Chris Riley	Eric Bookser
Scott Gump	Chris DiMarco	Stephen Ames	Omar Uresti	Paul Stankowski	Naomichi Joe Ozaki
Andrew Magee	Kevin Sutherland	Jim Carter	Len Mattiace	Greg Chalmers	Russ Cochran
Bob Tway	Steve Stricker	Tommy Tolles	Scott McCarron	Mike Brisky	Ronnie Black
Frank Lickliter	Steve Flesch	Dan Forsman	Jay Don Blake	David Frost	Billy Ray Brown
Kirk Triplett	Franklin Langham	Robert Damron	Larry Mize	David Sutherland	

21. Players who finished in the top 125 on 1999 PGA TOUR money list as nonmembers

Sergio Garcia Jean Van De Velde

22. Membership based on combined earnings from World Golf Championships and PGA TOUR Official Money Events

Shigeki Maruyama Brandt Jobe

23. **MAJOR MEDICAL EXTENSION**—If granted by the Commissioner, if not otherwise eligible, and if needed to fill the field, Special Medical Extension.

Michael Christie Ed Fiori

24. **LEADING MONEY-WINNER FROM BUY.COM TOUR**

Carl Paulson

25. **TOP 10 FINISHERS**—The top 10 professionals and those tied for 10th in an open tournament whose victory has official status are exempt into the next open tournament whose victory has official status.

26. **QUALIFYING TOURNAMENT**—The low 35 scorers and ties from the previous year's PGA TOUR Qualifying Tournament, in order of their finish in the tournament, and players 2-15 on the 1999 BUY.COM TOUR money list.

Blaine McCallister	Sean Murphy	Brad Elder	Pete Jordan	Joe Ogilvie	Craig Bowden
Joel Edwards	Matt Gogel	Michael Clark II	David Morland IV	Cameron Beckman	Jason Buha
David Peoples	Jerry Smith	Jeff Gove	John Rollins	Bob Burns	Brett Wetterich
Marco Dawson	Glen Hnatiuk	Gary Nicklaus	Rick Fehr	Mike Springer	Bart Bryant
Neal Lancaster	Craig A. Spence	Kelly Gibson	Jimmy Green	Aaron Bengoechea	Jason Caron
Mathew Goggins	Shaun Micheel	Bob May	Bobby Cochran	Doug Dunakey	K.J. Choi
Jay Williamson	Robin Freeman	Casey Martin	Keith Nolan	John Restino	Craig Perks
Edward Fryatt	Ryan Howison	Steve Hart	Jeff Brehaut	Bob Friend	Dave Stockton Jr.
Ben Bates	Brian Gay	Steve Gotsche	David Edwards	Paul Curry	Brent Schwarzrock
Bob Heintz					

27. **PLAYERS WINNING THREE BUY.COM TOUR EVENTS IN THE CURRENT YEAR**—Players who win three BUY.COM TOUR events in the current year, in priority determined by the date they win their third event.

28. **MINOR MEDICAL EXTENSION**

Emlyn Aubrey Danny Briggs

29. **NEXT 25 MEMBERS AFTER TOP 125 MEMBERS FROM PREVIOUS YEAR'S OFFICIAL MONEY LIST**—If needed to fill the field, the next 25 PGA TOUR members after the top 125 PGA TOUR members from the previous year's Official Money List, in order of their positions on the list.

P.H. Horgan III	Phil Blackmar	Grant Waite	Phil Tataurangi	Frank Nobilo
Mike Hulbert	Mike Sposa	Perry Moss	Brett Quigley	Jeff Gallagher

30. **BEYOND 150th ON MONEY LIST**

31. **PAST CHAMPION MEMBERS**—If not otherwise eligible and if needed to fill the field, Past Champion Members, in order of the total number of cosponsored or approved events won, excluding Team events. If two or more players are tied, the player who is higher on the PGA TOUR Career Money List shall be eligible.

32. **SPECIAL TEMPORARY**—If during the course of a PGA TOUR season, a nonmember of the PGA TOUR wins an amount of official money (e.g., by playing in PGA TOUR events through sponsor exemptions, Open Qualifying, etc.) equal to the amount won in the preceding year by the 150th finisher on the official money winning list will be eligible for the remainder of the year.

33. **TEAM CHAMPIONSHIP WINNERS**—If not otherwise eligible and if needed to fill the field, winners of cosponsored team championships, in order of the total number of team championship tournaments won. If two or more players are tied based on the number of such tournaments won, the player who is higher on the official PGA TOUR career money list shall be eligible.

34. **VETERAN MEMBERS**—If not otherwise eligible and if needed to fill the field, Veteran Members (players who have made a minimum of 150 cuts during their career), in order of their standing on the PGA TOUR career money list.



FULTON ALLEM (AL-em)

EXEMPT STATUS: Winner, 1993 World Series of Golf (through 2003)

FULL NAME: Fulton Peter Allem

HEIGHT: 5' 11"

WEIGHT: 215

BIRTHDATE: September 15, 1957

BIRTHPLACE: Kroonstad, South Africa

RESIDENCE: Heathrow, FL

FAMILY: Nadia (7/7/86); Nicholas (1/1/91)

SPECIAL INTERESTS: Riding horses, breeding horses, fishing and hunting

TURNED PROFESSIONAL: 1976

JOINED TOUR: 1987

TOUR VICTORIES (3): 1991 Independent Insurance Agent Open. 1993 Southwestern Bell Colonial, NEC World Series of Golf

INTERNATIONAL VICTORIES (14): 1985 Palaborwa Classic, Million Dollar Challenge. 1986 Minolta Match Play Championship, Palaborwa Classic, South African PGA. 1987 South African PGA, Palaborwa Classic. 1988 Palaborwa Classic, Million Dollar Challenge. 1989 Minolta Match Play Championship. 1990 Lexington PGA Championship, Twee Jongezellen Masters, Goodyear Classic. 1991 ICL International (all South Africa)

BEST 1999 FINISH: T15--Buick Open.

1999 SEASON: Best finish of the year came at the Buick Open with a T15...shot 67-72-66-72—277 for lone top-25 finish of the season...opened with a 65 and was among the leaders at the FedEx St. Jude Classic but followed with 72-69-72 and was T55...after making the cut in first two appearances of season, missed seven straight cuts before making 10 of his next 17.

CAREER HIGHLIGHTS: Pair of 1993 victories came on two of the TOUR's most storied courses: Colonial and Firestone...moved into contention with second-round 63 at Colonial National Invitation, then closed with 67 to defeat Greg Norman by one stroke...the victory earned him a place in the NEC World Series of Golf, where final-round 62 earned him \$360,000 first-place check and a 10-year PGA TOUR exemption...first TOUR victory came at 1991 Independent Insurance Agent Open, played in October after tournament had been rained out in April...played final two rounds in 11 under par to defeat Billy Ray Brown, Mike Hulbert and Tom Kite by one stroke...best finish since two-victory season in 1993 has been a T4 at 1996 Doral-Ryder Open...closing 66 there left him five strokes behind winner Greg Norman...joined PGA TOUR in 1987 after finishing second at NEC World Series of Golf, three strokes behind Curtis Strange...tied for third at THE PLAYERS Championship in 1988...Captain's Choice for International Team at 1994 Presidents Cup...was 1-3 in foursomes and four-ball before halving singles match with Phil Mickelson...had 18 runner-up finishes on South African Tour before gaining first victory there in 1985.

PERSONAL: Started playing golf at age seven with encouragement from father...countryman Gary Player had large influence on his early career.

PGA TOUR CAREER SUMMARY					PLAYOFF RECORD: 0-0				
Year	Events Played	Cuts Made	1st	2nd	3rd	Top 10	Top 25	Earnings	Rank
1986	2								
1987	6	3		1		1	1	\$88,734	105
1988	22	12			1	3	5	\$163,911	73
1989	26	18					10	\$134,706	104
1990	23	14				1	5	\$132,493	116
1991	23	13	1			2	5	\$229,702	71
1992	29	21				2	7	\$209,982	74
1993	28	19	2			4	8	\$851,345	9
1994	28	17				1	3	\$166,144	109
1995	21	8					2	\$54,239	199
1996	18	10				1	3	\$162,515	132
1997	21	10				4	5	\$237,051	102
1998	21	9				1	1	\$118,714	176
1999	26	12					1	\$112,215	192
Total	294	166	3	1	1	20	56	\$2,661,750	112

FULTON ALLEN...continued

TOP TOURNAMENT SUMMARY

YEAR	86	87	88	89	90	91	92	93	94	95	96	97	98	99
Masters Tournament							T52		T38					
U.S. Open						CUT		T52	T33	CUT				
British Open Championship		CUT	T44			T44		CUT	CUT					
PGA Championship			CUT	CUT			T40	T31	T47					
THE PLAYERS Championship			T3	T14	T11	CUT	CUT	T20	T55	CUT	CUT	CUT	CUT	T77
THE TOUR Championship							T12							

NATIONAL TEAMS: Dunhill Cup, 1993; The Presidents Cup, 1994

1999 PGA TOUR STATISTICS

Scoring Average	71.90	(145T)
Driving Distance	261.9	(179)
Driving Accuracy Percentage	72.6	(33T)
Total Driving	212	(133T)
Greens in Regulation Pct.	63.8	(110T)
Putting Average	1.833	(186)
Sand Save Percentage	45.1	(165T)
Eagles (Holes per)	456.0	(153T)
Birdies Average	2.92	(173)
All-Around Ranking	1,144	(176)

MISCELLANEOUS STATISTICS

Scoring Average Before Cut	71.75	(113T)
Scoring Average 3rd Round	71.92	(139)
Scoring Average Final Round	74.77	(189)
Birdies Conversion %	25.4	(177)
Par Breakers	16.4	(173T)

1999 Low Round: 65: 2 times, most recent 1999 John Deere Classic/2
Career Low Round: 62: 1993 NEC World Series of Golf/4
Career Largest Paycheck: \$360,000: 1993 NEC World Series of Golf/1



ROBERT ALLENBY (ALLEN-BEE)

EXEMPT STATUS: 126th on 1999 money list

HEIGHT: 6' 1"

BIRTHDATE: July 12, 1971

RESIDENCE: Melbourne, Australia

FAMILY: Wife, Sandy, Harry Jack (9/20/99)

SPECIAL INTERESTS: Fishing, fast boats

TURNED PROFESSIONAL: 1991

WEIGHT: 150

BIRTHPLACE: Melbourne, Australia

BEST CAREER FINISH: T4--1998 B.C. Open

INTERNATIONAL VICTORIES (3): 1996 Alamo English Open, Peugeot Open de France, One2One British Masters

BEST 1999 FINISH: T11--Bob Hope Chrysler Classic

BEST Australasian Tour 1999 FINISHES: T4--Victoria Open Championship

BEST European Tour 1999 FINISHES: 14--The Standard Life Loch Lomond

1999 SEASON: Earned exempt status for 1999 by finishing 17th at the 1998 PGA TOUR National Qualifying Tournament...best finish of the season came in second start at Bob Hope Chrysler Classic...rounds of 70-70-67-70-66 produced a T11 finish and \$72,000...made 17 cuts in 27 tournaments entered on strength of low scores in first two rounds...was ranked 41st on PGA TOUR in scoring average before cut with a 70.93 mark...other top-25 finishes came at Bay Hill Invitational where he was T13 thanks to a 72-66-71-73--282...was T24 at GTE Byron Nelson Classic after 67-69-67-72--275...earned \$46,875 at Michelob Championship to move into top-120 on TOUR money list with a T13 after shooting 68-75-67-69--279 in October.

ROBERT ALLENBY...continued

CAREER HIGHLIGHTS: Best finish on the PGA TOUR is a T4 at the 1998 B.C. Open...tied for 10th in the 1997 British Open Championship...led Australasian Tour Order of Merit in 1992 and 1994...winner of five Australasian Tour tournaments: 1992 Perak Masters and Johnnie Walker Classic, 1993 Optus Players Championship, 1994 Heineken Australian Open and 1995 Heineken Classic...winner of four European Tour titles: 1994 Honda Open, 1996 Alamo English Open, Peugeot French Open and One 2 One British Masters...finished third on 1996 European Tour Order of Merit...member of 1990 World Amateur Team...member of 1993 and 1995 World Cup teams...participated in 1993 Dunhill Cup and 1994 Presidents Cup...began career as one of Australia's finest young amateurs...won Riversdale Cup in 1990 and 1991; 1990 Victorian Amateur Championship and represented Australia in 1990 Eisenhower Cup...named Australasian Tour Rookie of the Year in 1992 and Most Consistent Player in 1993.

PERSONAL: 1996 season on European Tour—year he finished third on Order of Merit—ended prematurely in October, when he suffered a broken sternum and facial injuries in a traffic accident in Spain.


PGA TOUR CAREER SUMMARY					PLAYOFF RECORD: 0-0				
Year	Events Played	Cuts Made	1st	2nd	3rd	Top 10	Top 25	Earnings	Rank
1993	6	1						\$11,052	235
1994	1	1							
1995	9	5					3	\$73,288	176
1996	7	2						\$15,932	252
1997	8	3				1	2	\$69,990	185
1998	9	7				1	4	\$191,867	141
1999	27	17					4	\$321,507	126
Total	67	36				2	13	\$683,634	284

1999 INTERNATIONAL SUMMARY				
Australasian Tour				
1999	1	1	1	4
European Tour				
1999	2	2	1	\$35,678

TOP TOURNAMENT SUMMARY							
YEAR	93	95	96	97	98	99	
Masters Tournament				CUT			
U.S. Open Championship	T33			CUT		T46	
British Open Championship		T15	T55	T10	T19		
PGA Championship	CUT	CUT	CUT	T49	T13	CUT	
THE PLAYERS Championship		73	CUT	CUT			

1999 PGA TOUR STATISTICS		
Scoring Average	71.09	(76T)
Driving Distance	279.5	(31T)
Driving Accuracy Percentage	70.6	(63T)
Total Driving	94	(9)
Greens in Regulation Pct.	69.0	(8)
Putting Average	1.830	(182)
Sand Save Percentage	49.3	(117T)
Eagles (Holes per)	302.4	(110)
Birdies Average	3.38	(73T)
All-Around Ranking	660	(71)
Scoring Average Before Cut	70.93	(41T)
Scoring Average 3rd Round	71.06	(66T)
Scoring Average Final Round	71.69	(74)
Birdies Conversion %	27.2	(144T)
Par Breakers	19.1	(75T)

MISCELLANEOUS PGA TOUR STATISTICS	
1999 Low Round:	64: 1999 COMPAQ Classic of New Orleans/4
Career Low Round:	64: 1999 COMPAQ Classic of New Orleans/4
Career Largest Paycheck:	\$72,000: 1999 Bob Hope Chrysler Classic/T11
1999 INTERNATIONAL STATISTICS	
1999 Australasian Tour STATISTICS	
1999 Low Round:	68: 2 times, most recent 1999 Victoria Open Championship/3
1999 European Tour STATISTICS	
1999 Low Round:	67: 1999 The Standard Life Loch Lomond/2



STEPHEN AMES

EXEMPT STATUS: 84th on 1999 money list
FULL NAME: Stephen Michael Ames
HEIGHT: 6' 1" **WEIGHT:** 165
BIRTHDATE: April 28, 1964 **BIRTHPLACE:** San Fernando, Trinidad
RESIDENCE: Calgary, Alberta, Canada
FAMILY: Wife, Jodi; Justin (2/28/97), Ryan Michael (5/25/99)
COLLEGE: Boca Raton (Business Administration)
SPECIAL INTERESTS: Reading, films, sports
TURNED PROFESSIONAL: 1987

BEST CAREER FINISH: 3--1998 Nissan Open

INTERNATIONAL VICTORIES (1): 1996 Benson & Hedges International Open

BUY.COM TOUR VICTORIES (1): 1991 Pensacola Open

BEST 1999 FINISHES: 3--Sprint International; T4--B.C. Open; T8--Westin Texas Open; 9--Las Vegas Invitational.

1999 SEASON: Due to visa problems, unable to start season until May...made the most of the 18 events entered, making 11 cuts and finishing among top-10 four times...debut at Kemper Open was a T44 after closing with 68...missed birth of second child during tournament week...two starts later opened with a 65 and held first-round lead at Buick Classic and trailed by one through 36 holes...closed 72-75-77 for T66...matched his career best with a third at Sprint International, where 43 points earned him \$176,000...trailed by three points through 54 holes...rounds of 68-71-67-70 produced T4 at B.C. Open and \$60,320...a week later, opened 64-69-67 and led through first three rounds at Westin Texas Open...closed with 75 for T8 worth \$60,000...continued fine late-season play at Las Vegas Invitational, where rounds of 69-66-67-73-67 earned him ninth-place finish and \$72,500—moving him from 94th on money list to 80th.

CAREER HIGHLIGHTS: Finished third at the 1997 PGA TOUR Qualifying Tournament to earn exempt status for 1998...recorded a solo-third at Nissan Open, his first tour start...earned \$142,800 and was first rookie to record a top-10 in 1998...also earned T10 at Bay Hill Invitational, solo-10th at Shell Houston Open, T24 at British Open and T13 at Bell Canadian Open...two-time winner on the PGA European Tour, where he played consistently from 1993 through 1997...first victory came in the 1994 Open V33, year after he finished 49th on the 1993 Volvo Ranking...won 1996 Benson & Hedges International Open in gale-force winds...played on BUY.COM TOUR from 1990-1992...birdied the last three holes to win 1991 Ben Hogan Pensacola Open by one shot...recorded nine top 25 finishes on 1991 Ben Hogan Tour...winner of the 1989 Trinidad & Tobago Open...lowest round on the PGA European Tour was a 9-under-par 63 at the 1997 BMW International Open.

PERSONAL: Both parents were born in Trinidad & Tobago (father of English ancestry, mother of Portuguese)... is the first touring professional to emerge from Trinidad & Tobago...grandmother was a two-time Trinidad & Tobago champion...met his Canadian wife Jodi, a former flight attendant, on a flight between tournaments.

PGA TOUR CAREER SUMMARY						PLAYOFF RECORD: 0-0			
Year	Events Played	Cuts Made	1st	2nd	3rd	Top 10	Top 25	Earnings	Rank
1996	1	1						\$8,816	282
1997	2	2				1	1	\$110,461	163
1998	16	10			1	3	7	\$357,859	83
1999	18	11			1	4	5	\$460,760	84
Total	37	24			2	8	13	\$937,896	257
BUY.COM TOUR									
1990	24	20				5	15	\$32,226	28
1991	23	14	1	1	1	5	9	\$58,415	8
1992	20	10				3	5	\$25,906	58
Total	67	44	1	1	1	13	29	\$116,547	
COMBINED TOTAL MONEY								\$1,054,443	

TOP TOURNAMENT SUMMARY				
YEAR	96	97	98	
U.S. Open			T68	
British Open Championship	T55	T5	T24	
THE PLAYERS Championship			CUT	

STEPHEN AMES...continued


1999 PGA TOUR STATISTICS

Scoring Average	70.66	(44T)
Driving Distance	270.9	(102T)
Driving Accuracy Percentage	72.9	(32)
Total Driving	134	(24)
Greens in Regulation Pct.	69.2	(57)
Putting Average	1.765	(33)
Sand Save Percentage	50.7	(101T)
Eagles (Holes per)	247.5	(78)
Birdies Average	3.80	(10)
All-Around Ranking	405	(15)

MISCELLANEOUS STATISTICS

Scoring Average Before Cut	70.14	(8)
Scoring Average 3rd Round	70.20	(17)
Scoring Average Final Round	71.00	(24T)
Birdies Conversion %	30.5	(30T)
Par Breakers	21.5	(12T)

1999 Low Round: 64: 1999 Westin Texas Open/1
 Career Low Round: 64: 1999 Westin Texas Open/1
 Career Largest Paycheck: \$176,800: 1999 Sprint International/3



BILLY ANDRADE (ANN-drade)

EXEMPT STATUS: 1998 tournament winner (through 2000)

FULL NAME: William Thomas Andrade

HEIGHT: 5' 8"

WEIGHT: 155

BIRTHDATE: January 25, 1964

BIRTHPLACE: Bristol, RI

RESIDENCE: Bristol, RI and Atlanta, GA

FAMILY: Wife, Jody; Cameron James (4/5/94); Grace (4/7/97)

COLLEGE: Wake Forest University (1987, Sociology)

SPECIAL INTERESTS: All sports, Billy Andrade/Brad Faxon Charities for Children

TURNED PROFESSIONAL: 1987

Q SCHOOL: Fall 1987, 1988

TOUR VICTORIES (3): 1991 Kemper Open, Buick Classic, 1998 Bell Canadian Open

BEST 1999 FINISHES: 11--Mercedes Championships; T11--Buick Invitational

1999 SEASON: Collected both of his top-15 finishes early in the season...rounds of 67-70-74-71—282 good for 11th at Mercedes Championships...was T11 at the Buick Invitational with 69-67-72-68—276...other five top-25 finishes were: T23 at Nissan Open, T19 at Doral-Ryder Open, T23 at BellSouth Classic, T24 at Sprint International and T24 at Reno-Tahoe Open...missed the cut in defense of his 1998 title at the Bell Canadian Open...however, a month earlier won the unofficial Fred Meyer Challenge with Brad Faxon...ranked 7th in sand saves with 61.6%.

CAREER HIGHLIGHTS: Made huge mark on PGA TOUR in June 1991, when he became the first player in 12 years to win first two TOUR titles in consecutive weeks...John Fought (1979 Buick-Goodwrench Open and Anheuser-Busch Golf Classic) was last to do it before Andrade...birdied first playoff hole to defeat Jeff Sluman at Kemper Open after both had carded a tournament-record 21-under-par 263...defeated Brad Bryant by one stroke the following week in Buick Classic...in 1999, again came from behind to collect his third title...rolled in 30 foot putt for par to secure a playoff with 54-hole lead Bob Friend...won playoff with par on first extra hole and victory earned him top-50 spot on money list for sixth time in eight seasons...at 1993 Buick Southern Open part of five-man playoff won by John Inman...in closest race ever for top 30, his 1997 season earnings of \$665,602 missed qualifying him for THE TOUR Championship by five dollars...entered final week of season 30th on money list, \$22,595 behind Andrew Magee, who was 29th...fell to 31st when Bill Glasson jumped from 54th to 27th with Las Vegas Invitational victory...with \$22,590 LVI check for finishing T19, fell just short of overtaking Magee, who missed the cut...tied for second with Jay Don Blake at 1996 Motorola Western Open...set course-record 62 at TPC at River Highlands in 1995 Canon Greater Hartford Open...three-time All-American at Wake Forest, where he was member of 1986 NCAA Championship team...winner of 1986 Sunnehanna and North and South Amateurs...was top-ranked junior in country in 1981...teamed with Kris Tschetter to win 1992 JCPenney Classic.

BILLY ANDRADE...continued

PERSONAL: Along with Brad Faxon, runs Billy Andrade/Brad Faxon Charities for Children, Inc., which was formed in 1991 and has donated more than \$1 million to youngsters in Rhode Island and southeastern Massachusetts...in 1999, was honored by Golf Writers Association of America with Charlie Bartlett Award, given to playing professional for their unselfish contributions to society...co-host with Faxon, CVS Charity Classic at Rhode Island CC August 1-3, 1999.

PGA TOUR CAREER SUMMARY					PLAYOFF RECORD: 2-1				
Year	Events Played	Cuts Made	1st	2nd	3rd	Top 10	Top 25	Earnings	Rank
1983(Am.)	1								
1986(Am.)	2	2					2		
1987(Am.)	1								
1987	4	3						\$4,001	235
1988	34	17				1	7	\$74,950	134
1989	31	17		1		3	6	\$202,242	69
1990	28	25				1	12	\$231,362	64
1991	29	19	2			4	10	\$615,765	14
1992	28	16			1	2	8	\$202,509	76
1993	29	18		1	1	7	10	\$365,759	40
1994	26	18		1	1	3	5	\$342,208	48
1995	29	16				3	8	\$276,494	69
1996	28	18		1		3	9	\$433,157	46
1997	28	23				4	14	\$665,602	31
1998	30	18	1			3	6	\$705,434	41
1999	29	17					7	\$345,801	118
Total	357	227	3	4	3	34	104	\$4,465,285	64

TOP TOURNAMENT SUMMARY

YEAR	87	88	89	90	91	92	93	94	95	96	97	98	99
Masters Tournament	CUT					T54	61					CUT	T38
U.S. Open		CUT			CUT	T6	T33		T21		T13	CUT	
British Open Championship	T54					T25	CUT		CUT	70		CUT	
PGA Championship			CUT	T14	T32	T12	CUT	T47	CUT	CUT	CUT	T44	CUT
THE PLAYERS Championship				CUT	T27	CUT	T20	CUT	T8	CUT	5	T35	T62
THE TOUR Championship						T13							

NATIONAL TEAMS: Junior World Cup, 1981 (won team title with Sam Randolph at Portmarnock, Ireland); World Amateur Team Championship, 1986; Walker Cup, 1987


1999 PGA TOUR STATISTICS

Scoring Average	71.44	(109)
Driving Distance	269.5	(122T)
Driving Accuracy Percentage	62.9	(166)
Total Driving	288	(178)
Greens in Regulation Pct.	63.0	(133T)
Putting Average	1.770	(41T)
Sand Save Percentage	61.6	(7)
Eagles (Holes per)	516.0	(165)
Birdies Average	3.34	(84T)
All-Around Ranking	827	(110)

MISCELLANEOUS STATISTICS

Scoring Average Before Cut	72.07	(143T)
Scoring Average 3rd Round	71.47	(105T)
Scoring Average Final Round	71.63	(71T)
Birdies Conversion %	29.4	(63T)
Par Breakers	18.7	(102T)

1999 Low Round: 67: 3 times, most recent 1999 MasterCard Colonial/4
 Career Low Round: 62: 1995 Canon Greater Hartford Open/3
 Career Largest Paycheck: \$396,000: 1998 Bell Canadian Open/1



STUART APPLEBY (APPLE-bee)

EXEMPT STATUS: 1999 tournament winner (through 2001)

FULL NAME: Stuart Appleby

HEIGHT: 6' 1"

BIRTHDATE: May 1, 1971

RESIDENCE: Orlando, Florida

SPECIAL INTERESTS: Action sports, motor racing

TURNED PROFESSIONAL: 1992

WEIGHT: 185

BIRTHPLACE: Cohuna, Australia

Q SCHOOL: 1996

TOUR VICTORIES (3): 1997 Honda Classic. 1998 Kemper Open. 1999 Shell Houston Open

INTERNATIONAL VICTORIES (1): 1998 Coolool Classic (Aus.)

BUY.COM TOUR VICTORIES (2): 1995 Monterrey Open, Sonoma County Open.

BEST 1999 FINISHES: 1--Shell Houston Open; 2--Buick Challenge; T6--Kemper Open; T9--Honda Classic; T10--BellSouth Classic.

1999 SEASON: Earned his third PGA TOUR title in as many seasons with Shell Houston Open win in May...with rounds of 70-68-70, stood two strokes back after 36 holes and three back through 54 holes...closing 71, the highest final round by a winner in 15 years at TPC Woodlands, was good for one stroke victory over John Cook and Hal Sutton...credited his late wife Renay with giving him the strength to win his first title since her death in 1998...also for third straight year, recorded five top-10 finishes and finished among top-40 on the TOUR money list...rounds of 69-70-69-75 produced first top-10—a T9 at Honda Classic, where he won in 1997...shot 74-66-66-71 for a T10 at BellSouth Classic...was T11 at MasterCard Colonial...followed opening round of 74 with 66-69-68 to finish T6 in defense of Kemper Open title...stood two off lead after opening round at Motorola Western Open and shared 36-hole lead with Tiger Woods after 68-66 but closed 72-77 for T13...final top-10 of year came at Buick Challenge...rounds of 70-64 produced share of 36-hole lead...followed with rounds of 69-71, which left him three strokes behind David Toms after 54 holes and 72 holes...teamed with Jeff Sluman in August to win unofficial CVS Charity Classic, hosted by Billy Andrade and Brad Faxon.

CAREER HIGHLIGHTS: In 1997, established himself as one of TOUR's young stars...became first Q-School graduate to earn more than \$1 million the following year...won the Honda Classic, finished second twice and earned trip to THE TOUR Championship...held one-stroke lead over Payne Stewart after 54 holes at Honda Classic...closing 71 on windy Sunday enough for one-stroke victory over Stewart and Michael Bradley...earned his second TOUR victory in 1998 Kemper Open...trailed by one through 54 holes and survived windswept Sunday with closing 72, one stroke better than Scott Hoch...followed win with T10 at U.S. Open...became eighth player to win first buy.com TOUR event with victory at 1995 Sonoma County Open by four strokes over Jerry Kelly, Bobby Collins and Joe Durant...earned place on PGA TOUR in 1996 by finishing fifth on 1995 BUY.COM TOUR money list...best finish first year on TOUR was tie for 10th at Freeport-McDermott Classic...winner of four tournaments on Australasian PGA Tour's Foundation Tour in 1994: Victorian PGA Championship, South Australia PGA Championship, Nedlands Masters and Tassie Classic...won 1991 Queensland Open as an amateur, the same year he won the Victorian Amateur title.

PERSONAL: Raised on dairy farm, where he used to hit golf shots from paddock to paddock once his chores were completed...former Australian rules football player...after missing cut at 1998 British Open, experienced tragic death of wife Renay outside a train station in London...the Renay Appleby Memorial Trophy, created by officials in New South Wales, is given annually to the Australian state's best female junior golfer...the first recipient, Marousa Piloas, attended the 1999 PLAYERS Championship and Masters Tournament.

PGA TOUR CAREER SUMMARY					PLAYOFF RECORD: 0-0				
Year	Events Played	Cuts Made	1st	2nd	3rd	Top 10	Top 25	Earnings	Rank
1996	30	18				1	5	\$164,483	130
1997	23	18	1	2		5	12	\$1,003,356	18
1998	22	12	1			5	7	\$717,962	40
1999	29	21	1	1		5	12	\$1,359,724	25
Total	104	69	3	3		16	36	\$3,245,525	95
BUY.COM TOUR									
1995	22	18	2	1		7	15	\$144,419	5
Total	22	18	2	1		7	15	\$144,419	
COMBINED TOTAL MONEY								\$3,389,994	

STUART APPLEBY...continued

TOP TOURNAMENT SUMMARY

YEAR	97	98	99
Masters Tournament	T21	CUT	CUT
U.S. Open	T36	T10	CUT
British Open Championship	T20	CUT	CUT
PGA Championship	T61	CUT	CUT
THE PLAYERS Championship	T14	CUT	CUT
THE TOUR Championship	T22		T26
WGC Andersen Consulting Match Play			T33
WGC NEC Invitational			T23
WGC American Express Championship			T30

NATIONAL TEAMS: Dunhill Cup (3), 1997, 1998, 1999; The Presidents Cup, 1998

1999 PGA TOUR STATISTICS

Scoring Average	70.69	(47)
Driving Distance	280.1	(25T)
Driving Accuracy Percentage	63.3	(163T)
Total Driving	188	(93T)
Greens in Regulation Pct.	63.4	(121T)
Putting Average	1.757	(18)
Sand Save Percentage	56.5	(34T)
Eagles (Holes per)	158.4	(21)
Birdies Average	3.52	(42T)
All-Around Ranking	471	(27)


MISCELLANEOUS STATISTICS

Scoring Average Before Cut	71.33	(78T)
Scoring Average 3rd Round	70.42	(26)
Scoring Average Final Round	71.79	(80)
Birdies Conversion %	30.9	(26)
Par Breakers	20.2	(36T)

1999 Low Round: 64: 2 times, most recent 1999 Buick Challenge/2

Career Low Round: 63: 2 times, most recent 1998 Kemper Open/2

Career Largest Paycheck: \$450,000: 1999 Shell Houston Open/1



TOMMY ARMOUR III (ARMOR)

EXEMPT STATUS: 54th on 1999 money list

FULL NAME: Thomas Dickson Armour III

HEIGHT: 6' 2"

BIRTHDATE: October 8, 1959

RESIDENCE: Dallas, TX

FAMILY: Tommy (10/16/89)

COLLEGE: University of New Mexico

SPECIAL INTERESTS: Music, sports

TURNED PROFESSIONAL: 1981

WEIGHT: 190

BIRTHPLACE: Denver, CO

Q SCHOOL: Fall 1981, 1987, 1996

TOUR VICTORIES (1): 1990 Phoenix Open.

BUY.COM TOUR VICTORIES (2): 1994 Miami Valley Open, Cleveland Open.

BEST 1999 FINISHES: 2--Touchstone Energy Tucson Open; T3--Doral-Ryder Open; T6--Kemper Open; T9--Buick Open; T10--Las Vegas Invitational

1999 SEASON: Came close to winning his first PGA TOUR title since 1990 Phoenix Open when he lost a playoff to Gabriel Hjertstedt at the Touchstone Energy Tucson Open...shared third-round lead at 10-under-par 206, but shot closing 70 to Hjertstedt's 68...Hjertstedt won playoff on first extra hole with a birdie...runnerup finish worth \$297,000, a career best...a week later, shared first-round lead at Doral-Ryder Open after opening 67...closed 71-71-68 for T3 worth \$135,000...after eight starts had earned \$465,578 and stood 15th on the TOUR money list...earned third top-10 finish at Kemper Open where rounds of 68-68-68-73 produced T6...shared 54-hole lead with champion Rich Beem...fourth top-10 was T9 at Buick Open after 70-67-69-70...final top-10 of year at Las Vegas Invitational...opened with a 70 but came back with a 60 at Las Vegas CC...his 12-under-par 60 included missed two and half foot putt on 14...he became the only player 40 or older to shoot a 60 on a par-72 course...finished event with 67-77-69 for T10...ranked 2nd among par-4 birdie leaders and 12th in birdie average.

TOMMY ARMOUR III...continued

CAREER HIGHLIGHTS: Enjoyed success and consistency on the PGA TOUR from 1988 through 1990, including a victory at the 1990 Phoenix Open...Phoenix was his first start of the season and he earned a five-stroke victory over Jim Thorpe...nearly won again three weeks later, finishing second, two strokes behind Shearson Lehman Hutton champion Dan Forsman...in 1998, finished among the top-60 on the TOUR money list for the first time since 1990...shot final-round 64 and finished T2 at Phoenix Open for his first runnerup finish since 1990...earned \$312,338 of his season earnings on west coast in 1998...qualified for the TOUR in 1981 but earned only \$4,254...played on European and Asian Tours until fall of 1987...struggled on TOUR again after 1990 season but found success on BUY.COM TOUR in 1994...won Miami Valley and Cleveland Opens in consecutive weeks to become first player to win back-to-back BUY.COM TOUR events...finished seventh on 1994 BUY.COM TOUR money list to gain spot on 1995 PGA TOUR...winner 1981 New Mexico State Amateur, 1981 William Tucker Intercollegiate and 1983 Mexican Open.

PERSONAL: Grandfather, known as Silver Scot, was winner of the U.S. Open, British Open and PGA Championship...played in 1994 U.S. Open at Oakmont CC, site of grandfather's 1927 U.S. Open victory...started playing golf with his mom and dad when he was 10...played golf and baseball in high school but decided to stick with golf because both seasons were during same time.

PGA TOUR CAREER SUMMARY						PLAYOFF RECORD: 0-1				
Year	Events Played	Cuts Made	1st	2nd	3rd	Top 10	Top 25	Earnings	Rank	
1982	14	5						\$4,254	220	
1983	1									
1984	3	1						\$781	267	
1985	2									
1986	3	1				1	1	\$9,675	209	
1987	3	1						\$970	290	
1988	31	17		1		4	9	\$175,461	66	
1989	32	21		1		2	7	\$185,018	81	
1990	31	16	1	1		2	6	\$348,658	35	
1991	31	15				1	3	\$90,478	140	
1992	30	11					3	\$47,218	180	
1993	20	7				1	2	\$52,011	181	
1994	9	6			1	2	5	\$112,778	147	
1995	30	16				1	5	\$134,407	141	
1996	21	6				1	2	\$79,616	178	
1997	30	18					7	\$163,664	131	
1998	28	16		1		4	10	\$554,650	52	
1999	28	16		1	1	5	6	\$782,185	54	
Total	347	173	1	5	2	24	66	\$2,741,823	108	
BUY.COM TOUR										
1992	1									
1993	5	3					2	\$3,529	159	
1994	19	14	2	1	1	5	7	\$126,620	7	
1996	6	2					1	\$1,838	194	
1998	1	1			1	1	1	\$14,813	106	
Total	32	20	2	1	2	6	11	\$146,799		
COMBINED TOTAL MONEY:									\$2,888,623	

TOP TOURNAMENT SUMMARY

YEAR	89	90	91	94	95	98	99
Masters Tournament		CUT					
U.S. Open		CUT		T55	T67		
PGA Championship	T24	CUT				CUT	CUT
THE PLAYERS Championship	CUT	CUT	71			T31	CUT

1999 PGA TOUR STATISTICS

Scoring Average	71.25	(92T)
Driving Distance	281.2	(19)
Driving Accuracy Percentage	67.4	(114T)
Total Driving	133	(23)
Greens in Regulation Pct.	65.6	(60T)
Putting Average	1.752	(13T)
Sand Save Percentage	42.9	(175)
Eagles (Holes per)	198.0	(48T)
Birdies Average	3.78	(12)
All-Around Ranking	533	(39)

MISCELLANEOUS STATISTICS

Scoring Average Before Cut	71.52	(99T)
Scoring Average 3rd Round	71.06	(66T)
Scoring Average Final Round	72.41	(127)
Birdies Conversion %	32.1	(13T)
Par Breakers	21.5	(12T)

1999 Low Round: 60: 1999 Las Vegas Invitational/2
 Career Low Round: 60: 1999 Las Vegas Invitational/2
 Career Largest Paycheck: \$297,000: 1999 Touchstone Energy Tucson Open/2



Woody Austin

EXEMPT STATUS: 121st on 1999 money list

FULL NAME: Albert Woody Austin

HEIGHT: 6' 0"

BIRTHDATE: January 27, 1964

RESIDENCE: Lee's Summit, MD

FAMILY: Wife, Shannon; Parker (4/1/98)

COLLEGE: University of Miami

SPECIAL INTERESTS: Sports

TURNED PROFESSIONAL: 1987

WEIGHT: 170

BIRTHPLACE: Tampa, FL

Q SCHOOL: 1994

PGA TOUR VICTORIES (1): 1995 Buick Open

BEST 1999 PGA TOUR FINISH: T9--The Reno-Tahoe Open

BEST 1999 BUY.COM TOUR FINISH: T9-- Louisiana Open

1999 SEASON: Made return to PGA TOUR after a year on the BUY.COM TOUR...made the most of his exempt status, playing in 30 events and making the cut in 20 of those...lone top-10 of the year came at the Reno-Tahoe Open where rounds of 68-70-73-71 produced a T9...it was his first top-10 on PGA TOUR since T10 at 1997 Deposit Guaranty Golf Classic...shared the first-round lead at the National Car Rental Golf Classic at Walt Disney World Resort after opening with 65...closed 72-73-69 for T11.

CAREER HIGHLIGHTS: Made his debut on the PGA TOUR by capturing the 1994 PGA TOUR Qualifying Tournament and then earned PGA TOUR Rookie of the Year honors in 1995...one of three rookies to qualify for THE TOUR Championship that year...1995 highlight his playoff victory over Mike Brisky at Buick Open...opening 63 gave him two-stroke lead, but lost the advantage to Payne Stewart after second round...was tied for sixth after 54 holes, three strokes behind Jeff Sluman...final-round 68 earned spot in playoff, which he won with par on first extra hole...win worth \$216,000...first career top-10 finish was T6 at Northern Telecom Open...also T7 at Doral-Ryder Open and T4 at Colonial...made 10 of 12 cuts leading up to TOUR Championship, where he finished 4th...was very consistent in 1996, finishing among top 25 in more than half the events in which he made the cut...among top 25 in 15 and among top 10 in five...was T6 in Phoenix after leading through 36 holes...4th at Shell Houston Open...shared U.S. Open first-round lead with Payne Stewart with 67...lost his card in 1997, finishing 180...played on BUY.COM TOUR in 1998 and led in scoring average (69.61) on way to 8th place finish on money list to retain TOUR playing privileges...23rd on 1994 BUY.COM TOUR money list, including second at Sonoma County Open...played in Japan (1989-90) and on mini-tours (1992-93)

PERSONAL: Tore tendons and cartilage in left knee during 1987 Qualifying Tournament...injury sidelined him for two years...originally injured knee as 11-year-old playing Little League baseball...worked for years as credit union teller during off-season...also worked in supplies department at Eckerd Drug.

PGA TOUR CAREER SUMMARY					PLAYOFF RECORD: 1-0				
Year	Events Played	Cuts Made	1st	2nd	3rd	Top 10	Top 25	Earnings	Rank
1992	1								
1995	34	22	1			7	12	\$736,497	24
1996	35	26			1	5	15	\$539,397	32
1997	35	7				1	2	\$75,151	180
1998	10	5					1	\$56,028	203
1999	30	20				1	5	\$338,045	121
Total	145	80	1		1	14	35	\$1,745,118	168
BUY.COM TOUR									
1990	1								
1993	1	1						\$383	274
1994	26	18		1	1	6	10	\$72,206	23
1995	1								
1998	23	17		2	2	9	15	\$140,955	8
1999	1	1				1	1	\$8,250	135
Total	53	37		3	3	16	26	\$221,793	
COMBINED TOTAL MONEY:								\$1,966,911	

WOODY AUSTIN...continued

TOP TOURNAMENT SUMMARY

YEAR	95	96	97
Masters Tournament		CUT	
U.S. Open Championship		T23	
British Open Championship		CUT	
PGA Championship	T23	T69	
THE PLAYERS Championship		T67	CUT
THE TOUR Championship	T4		


1999 PGA TOUR STATISTICS

Scoring Average	71.25	(92T)
Driving Distance	276.0	(59T)
Driving Accuracy Percentage	69.2	(84T)
Total Driving	143	(30T)
Greens in Regulation Pct.	67.9	(18T)
Putting Average	1.812	(162)
Sand Save Percentage	46.6	(155)
Eagles (Holes per)	436.5	(147)
Birdies Average	3.65	(22T)
All-Around Ranking	739	(92)

MISCELLANEOUS STATISTICS

Scoring Average Before Cut	71.10	(56)
Scoring Average 3rd Round	71.20	(85T)
Scoring Average Final Round	71.50	(59T)
Birdies Conversion %	29.9	(48T)
Par Breakers	20.5	(27T)

1999 Low Round: 64: 1999 Las Vegas Invitational/3
 Career Low Round: 63: 1995 Buick Open/1
 Career Largest Paycheck: \$216,000: 1995 Buick Open/1



PAUL AZINGER (A-zing-r)

EXEMPT STATUS: Winner, 1993 PGA Championship (through 2003)

FULL NAME: Paul William Azinger

HEIGHT: 6' 2"

WEIGHT: 175

BIRTHDATE: January 6, 1960

BIRTHPLACE: Holyoke, MA

RESIDENCE: Bradenton, FL

FAMILY: Wife, Toni; Sarah Jean (12/28/85), Josie Lynn (4/21/89)

COLLEGE: Brevard JC and Florida State University

SPECIAL INTERESTS: Fishing

TURNED PROFESSIONAL: 1981

Q SCHOOL: Fall 1981, 1983, 1984

TOUR VICTORIES (11): 1987 Phoenix Open, Panasonic-Las Vegas Invitational, Canon-Sammy Davis Jr.-Greater Hartford Open. 1988 Hertz Bay Hill Classic. 1989 Canon Greater Hartford Open. 1990 MONY Tournament of Champions. 1991 AT&T Pebble Beach National Pro-Am. 1992 TOUR Championship. 1993 Memorial Tournament, New England Classic, PGA Championship

INTERNATIONAL VICTORIES (2): 1990 BMW International Open (Eur). 1992 BMW International Open (Eur)

BEST 1999 FINISHES: T6--FedEx St. Jude Classic, Buick Challenge; T9--Bell Canadian Open; T10--AT&T Pebble Beach National Pro-Am.

1998 SEASON: An up and down season by Paul's standards...made the cut in less than half of events entered, but finished among top10 in four and among top 25 ten times...for fourth consecutive year was among top 100 on money list...among the leaders through the first two rounds of the Phoenix Open with rounds of 68-73...closed with 72-71 for T14...next week at AT&T Pebble Beach National Pro-Am, rounds of 69-71-72 good for T10 finish...was T17 at the World Golf Championships-Andersen Consulting Match Play Championship after defeating Ernie Els 1-up in the first round...hit slump after that, missing five of next six cuts...after opening with 76, shot 69-66-73 for T19 at Memorial Tournament...rounds of 66-70-69-65 produced T6 at FedEx St. Jude Classic, his best finish since fifth at 1998 Masters Tournament...his 14-under-par 270 was his lowest tournament total since he was 14-under-par at 1996 National Car Rental Golf Classic at Walt Disney World Resort...closed season, making four consecutive cuts, including T9 at Bell Canadian Open, where 71-66-70 had him trailing by one through 36 holes and two through 54...final-round 77 dropped him to T9...opened with three 70s and closed with 67 for T6 at Buick Challenge...ranked 18th in third-round scoring average (70.21)

PAUL AZINGER...continued

CAREER HIGHLIGHTS: Enjoyed finest season of career in 1993 before being diagnosed with lymphoma in right shoulder blade in December of that year...captured first major title by defeating Greg Norman on second hole of sudden-death playoff at 1993 PGA Championship at Inverness...earlier won Memorial Tournament in dramatic fashion, holing out from greenside bunker on 72nd hole to defeat Corey Pavin by one stroke and Payne Stewart by two...won 1993 New England Classic after taking lead with third-round 64...10 top-three finishes in 1993 were most since Tom Watson in 1980...finished second on money list to Nick Price...played in only four events in 1994 following chemotherapy and radiation treatments...in first event of 1995, tied for fourth at United Airlines Hawaiian Open...in 1998, had best finish on money list since 1993 thanks to T3 at AT&T Pebble Beach National Pro-Am, a career-best 5th at Masters Tournament, a T14 at U.S. Open, a T7 at FedEx St. Jude Classic and T13 at PGA Championship...had at least one victory per season from 1987 through 1993...three-time winner in 1987, when he finished second on money list behind Curtis Strange...runner-up at 1987 British Open...1984 Qualifying Tournament medalist...twice winner at Fred Meyer Challenge—in 1988 with Bob Tway and in 1991 with Ben Crenshaw


PERSONAL: In 1994 and 1995, served as host for the Zinger Stinger Pro-Am, which raised money for lymphoma research...recipient of GWAA Ben Hogan Trophy in 1995, given to the individual who has continued to be active in golf despite physical handicap...his book Zinger, is about his fight against cancer...started playing golf at age five, but couldn't break 40 until he was a high school senior.

PGA TOUR CAREER SUMMARY					PLAYOFF RECORD: 1-2				
Year	Events Played	Cuts Made	1st	2nd	3rd	Top 10	Top 25	Earnings	Rank
1982	21	10				1	1	\$10,655	174
1983	2								
1984	21	14					3	\$27,821	144
1985	33	18				3	6	\$81,179	93
1986	30	25		2	2	7	13	\$254,019	29
1987	27	22	3		1	9	15	\$822,481	2
1988	27	21	1	1	1	10	16	\$594,850	11
1989	25	21	1	2	4	13	16	\$951,649	3
1990	26	22	1	3		12	18	\$944,731	4
1991	21	18	1	2	2	6	13	\$685,603	9
1992	23	20	1	1	3	10	14	\$929,863	7
1993	24	17	3	1	6	12	13	\$1,458,456	2
1994	4	2				1	5	\$13,422	242
1995	23	15				1	8	\$182,595	100
1996	22	17				3	4	\$232,041	95
1997	20	12				3	4	\$262,045	93
1998	22	15			1	3	11	\$568,233	50
1999	24	14				4	10	\$562,053	73
Total	395	283	11	12	20	95	167	\$8,581,695	16

TOP TOURNAMENT SUMMARY																	
YEAR	83	85	86	87	88	89	90	91	92	93	94	95	96	97	98	99	
Masters Tournament				T17	CUT	T14	CUT	52	T31	CUT		T17	T18	T28	5	CUT	
U.S. Open	CUT	CUT	34	CUT	T6	T9	T24	CUT	T33	T3		CUT	T67	T28	T14	T12	
British Open Championship				T2	T48	T8	T48		T59	T59			CUT	CUT	CUT	CUT	
PGA Championship			CUT	CUT	CUT	2	CUT	T31		T33	1	CUT	T31	T31	T29	T13	T41
THE PLAYERS Championship			CUT	T64	6	T30	T14	CUT	T3	T29	T6		CUT	CUT	T14	CUT	CUT
THE TOUR Championship				4	T17	T3	11	T24	1	21							
WGC Andersen Consulting Match Play																	T17

NATIONAL TEAMS: Ryder Cup (3), 1989, 1991, 1993; World Cup, 1989; The Presidents Cup (Co-Captain), 1994

1999 PGA TOUR STATISTICS			MISCELLANEOUS STATISTICS		
Scoring Average	70.91	(60T)	Scoring Average Before Cut	71.67	(110)
Driving Distance	273.1	(86)	Scoring Average 3rd Round	70.21	(18)
Driving Accuracy Percentage	68.0	(106)	Scoring Average Final Round	71.00	(24T)
Total Driving	192	(104T)	Birdies Conversion %	28.2	(109T)
Greens in Regulation Pct.	66.1	(51T)	Par Breakers	19.0	(79T)
Putting Average	1.792	(111T)	1999 Low Round: 65: 2 times, most recent 1999 Canon Greater Hartford Open/3		
Sand Save Percentage	58.5	(22)	Career Low Round: 62: 2 times, most recent 1989 Texas Open/2		
Eagles (Holes per)	262.8	(81)	Career Largest Paycheck: \$360,000: 1992 THE TOUR Championship/1		
Birdies Average	3.36	(78T)			
All-Around Ranking	595	(53)			



IAN BAKER-FINCH

EXEMPT STATUS: Winner, 1991 British Open (through 2001)

FULL NAME: Ian Baker-Finch

HEIGHT: 6' 4"

WEIGHT: 190

BIRTHDATE: October 24, 1960

BIRTHPLACE: Nambour, Australia

FAMILY: Wife, Jennie; Hayley (2/7/89), Laura (10/7/91)

SPECIAL INTERESTS: Water sports, wine, tennis, sports

TURNED PROFESSIONAL: 1979

JOINED TOUR: Fall 1988

PGA TOUR VICTORIES (1): 1989 Southwestern Bell Colonial

INTERNATIONAL VICTORIES (15): 1983 New Zealand Open. 1984 Western Australia Open, New South Wales Open. 1985 Queensland PGA Championship, Victorian Open, Scandinavian Open. 1987 Australian Match Play Championship, Polaroid Cup (Jpn). 1988 Australian Masters, Pocari Sweat (Jpn), ASO Open (Jpn). 1990 Coolum Classic. 1991 British Open. 1992 Vines Classic. 1993 Australian PGA Championship.

1999 SEASON: Did not play PGA TOUR...started talking about plans for a comeback at Las Vegas Invitational and started practicing in September for first time since he walked away from the game following an opening 92 at the 1997 British Open—his only round of the season.

CAREER HIGHLIGHTS: Captured 120th British Open at Royal Birkdale in 1991...closed with rounds of 64-66 to defeat countryman Mike Harwood by two strokes...birdied five of his first seven holes Sunday to set stage for victory...lone PGA TOUR victory came in 1989 Southwestern Bell Colonial by four strokes over David Edwards...amassed 15 top-10s during 1990-91 seasons, earning more than \$600,000 each year...in 1996, chosen by Captain Peter Thomson to serve as Co-Captain for International Team during The Presidents Cup in September...failed to make a cut from 1995 through 1996...qualified for PGA TOUR by finishing third at 1988 World Series of Golf, earning \$75,840...led 1984 British Open at St. Andrews through three rounds before final-round 79 left him tied for ninth...first check in United States came in 1984 with T16 in Charley Pride Fiesta, a Tournament Players Series event...winner of events in Australia, Japan and Europe, most notable of which 1988 Australian Masters, most recently, 1993 Ford Australian PGA Championship...1994 injury problems also involved recovery from eye surgery.

PERSONAL: Comes from same "neighborhood" as Greg Norman and Wayne Grady in Queensland, Australia....commentator for ABC-Sports golf coverage from 1997 through 1999.

PGA TOUR CAREER SUMMARY

PLAYOFF RECORD: 0-1

Year	Events Played	Cuts Made	1st	2nd	3rd	Top 10	Top 25	Earnings	Rank
1984	1								
1985	8	5					1	\$4,825	202
1988	4	4			1	2	3	\$75,840	133
1989	18	14	1			1	5	\$253,309	53
1990	24	19		3	2	6	10	\$611,492	16
1991	21	19		3	1	9	14	\$649,513	13
1992	19	13		1		3	6	\$261,817	58
1993	20	12			1	1	4	\$140,621	114
1994	20	6				1	1	\$81,326	167
1995	18								
1996	11								
1997	1								
Total	165	92	1	7	5	23	44	\$2,078,743	

TOP TOURNAMENT SUMMARY

YEAR	84	85	86	87	88	89	90	91	92	93	94	95	96	97
Masters Tournament		CUT					CUT	T7	T6	T54	T10	CUT	CUT	
U.S. Open Championship								T44	T13	T19	CUT	CUT	CUT	
British Open Championship	T9	T20	CUT	CUT	CUT	T30	T6	1	T19	T70	CUT	CUT	CUT	W/D
PGA Championship						T34	T57	CUT	T69	66	CUT	CUT		
THE PLAYERS Championship						CUT	T46	T41	T2	T39	T69	W/D	CUT	
THE TOUR Championship							T3	T10						

IAN BAKER-FINCH...continued

1999 PGA TOUR STATISTICS

Did not play in any
PGA TOUR events in 1999

MISCELLANEOUS STATISTICS

Career Low Round: 62: 1991 Anheuser-Busch Golf Classic/1
Career Largest Paycheck: \$180,000: 1989 Southwestern Bell Colonial/1



CRAIG BARLOW

EXEMPT STATUS: 124th on 1999 money list

FULL NAME: Craig A. Barlow

HEIGHT: 5' 11"

BIRTHDATE: July 23, 1972

RESIDENCE: Henderson, NV; plays out of Reflection Bay at Lake Las Vegas

FAMILY: Wife, Lee Ann; Joel Nino, Jason Nino, Jeremy Nino

COLLEGE: University of Nevada-Las Vegas

SPECIAL INTERESTS: Table tennis, tennis

TURNED PROFESSIONAL: 1995

WEIGHT: 200

BIRTHPLACE: Henderson, NV

Q SCHOOL: 1997, 1998

BEST PGA TOUR CAREER FINISH: T3--1999 Buick Challenge

BEST 1999 PGA TOUR FINISHES: T3--Buick Challenge; T4--COMPAQ Classic of New Orleans

1999 SEASON: A successful sophomore season on the PGA TOUR...earned full exempt status on the strength of a good run at the beginning and end of the season...made 7 out of his first 10 cuts to start...highlight of the run was a T4 at the COMPAQ Classic of New Orleans with rounds of 66-70-70-67...it was his first top-10 finish on TOUR and was worth \$107,467...struggled in the middle part of his schedule, making only four cuts in 13 starts...however, finished the season making five straight...started that run with career-best finish—a T3 at Buick Challenge...prior to the week, was 153rd on the money list, but after rounds of 71-65-70-70 earned \$93,600 and moved to 126th on money list...two weeks later, in hometown, took first-round lead in Las Vegas Invitational after shooting career-best 11-under-par 61...followed with 68-68-77-72 and finished T19...check worth \$32,500 helped secure his card...ranked 2nd in eagles (117.7).

CAREER HIGHLIGHTS: Earned PGA TOUR status in 1998 after finishing 28th at the 1997 PGA TOUR Qualifying Tournament...his best finish that year was a T14 at the Kemper Open...failed to retain playing privileges by finishing 183rd on TOUR money list...returned to Qualifying Tournament and finished 18th in 1998...winner of the 1994 Nevada State Amateur Championship...1995 Nevada State Match Play Champion...named 1994 Southern Nevada Golf Association Player of the Year...qualified for the 1994 U.S. Open as an amateur.

PERSONAL: As a kid served as standard-bearer for the Las Vegas Invitational...later, worked on tournament operations staff...ranked fifth in state of Nevada as high school tennis player in 1990.

PGA TOUR CAREER SUMMARY				PLAYOFF RECORD: 0-0					
Year	Events Played	Cuts Made	1st	2nd	3rd	Top 10	Top 25	Earnings	Rank
1994(AM.)	1								
1998	29	13				2		\$98,111	183
1999	28	16			1	2	3	\$327,393	124
Total	58	29			1	2	5	\$425,504	329
BUY.COM TOUR									
1998	2	1					1	\$1,748	209
Total	2	1					1	\$1,748	
COMBINED TOTAL MONEY:								\$427,251	

CRAIG BARLOW...continued

TOP TOURNAMENT SUMMARY

YEAR	94
U.S. Open Championship	CUT


1999 PGA TOUR STATISTICS

Scoring Average	71.84	(139)
Driving Distance	280.4	(22T)
Driving Accuracy Percentage	65.5	(144T)
Total Driving	166	(55T)
Greens in Regulation Pct.	63.6	(116T)
Putting Average	1.795	(115T)
Sand Save Percentage	51.5	(89T)
Eagles (Holes per)	117.7	(2)
Birdies Average	3.32	(92T)
All-Around Ranking	719	(87)

MISCELLANEOUS STATISTICS

Scoring Average Before Cut	71.80	(121T)
Scoring Average 3rd Round	72.00	(143T)
Scoring Average Final Round	71.44	(57)
Birdies Conversion %	29.0	(82T)
Par Breakers	19.3	(69T)

1999 Low Round: 61: 1999 Las Vegas Invitational/1
 Career Low Round: 61: 1999 Las Vegas Invitational/1
 Career Largest Paycheck: \$107,466: 1999 COMPAQ Classic of New Orleans/T4



DOUG BARRON (BARON)

EXEMPT STATUS: 123rd on 1999 money list
 FULL NAME: Stephen Douglas Barron
 HEIGHT: 5' 9" WEIGHT: 165
 BIRTHDATE: July 24, 1969 BIRTHPLACE: Memphis, TN
 RESIDENCE: Memphis, TN
 FAMILY: Wife, Leslie
 COLLEGE: Mississippi State University (1992, Marketing)
 SPECIAL INTERESTS: Movies, reading, Bible study, sports
 TURNED PROFESSIONAL: 1992 Q SCHOOL: 1996

BEST PGA TOUR FINISH: T5--1999 Buick Classic

BEST BUY.COM TOUR FINISH: T3--1996 Shreveport Open

BEST 1999 FINISH: T5--Buick Classic.

1999 SEASON: Started slowly but enjoyed a good run from end of June into the fall...started with a T5 at the Buick Classic, his lone top-10 of the season and fifth of his TOUR career...rounds of 74-68-69-68 good for \$84,750...followed with three top-25 finishes—T20 at Motorola Western Open, T17 at Greater Milwaukee Open, T16 at John Deere Classic...final top-25 finishes of season were T18 at B.C. Open and T17 at Michelob Championship...his seven top-25 finishes during the year is a career best—had five his first two seasons.

CAREER HIGHLIGHTS: Impressive rookie year during 1997 PGA TOUR season...made 21 of 31 cuts and earned \$198,051, good for 116th on money list...made five of six cuts to start the season, with best finish of that stretch T19 at United Airlines Hawaiian Open...was in contention at Canon Greater Hartford Open, where he was three strokes off lead through 54 holes...closed with 73 to finish T9...best finish of rookie season came at LaCantera Texas Open...shot 69-68-70-70—277 to finish tied for sixth and earn largest check of year, \$45,325...finished season by making eight of final nine cuts...in 1998, had a pair of top-10 finishes and was among top-25 five times...was 6th at Greater Milwaukee Open and T7 at B.C. Open...was T18 at THE PLAYERS Championship...earned place on TOUR by finishing third at the 1996 Qualifying Tournament...only PGA TOUR appearance prior to 1997 was at 1996 FedEx St. Jude Classic, where he missed the cut...103rd on BUY.COM TOUR money list in 1995 and 47th in 1996...had three top-10 finishes in BUY.COM TOUR career, all in 1996—third at Shreveport Open, fifth at Philadelphia Classic and tied for 10th at Boise Open.

DOUG BARRON...continued

PERSONAL: Father introduced him to golf at age three.

PGA TOUR CAREER SUMMARY						PLAYOFF RECORD: 0-0			
Year	Events Played	Cuts Made	1st	2nd	3rd	Top 10	Top 25	Earnings	Rank
1996	1								
1997	31	21				2	5	\$198,051	116
1998	30	16				2	5	\$268,952	109
1999	32	14				1	7	\$334,995	123
Total	94	51				5	17	\$801,998	271
BUY.COM TOUR									
1995	21	11					4	\$14,773	103
1996	24	12			1	3	8	\$43,433	47
Total	45	23			1	3	12	\$58,206	
COMBINED TOTAL MONEY:								\$860,204	

TOP TOURNAMENT SUMMARY

YEAR	98	99
U.S. Open Championship		CUT
THE PLAYERS Championship	T18	T52

1999 PGA TOUR STATISTICS

Scoring Average	71.47	(110)
Driving Distance	268.8	(131T)
Driving Accuracy Percentage	67.3	(117T)
Total Driving	248	(166T)
Greens in Regulation Pct.	64.4	(94T)
Putting Average	1.779	(65T)
Sand Save Percentage	50.5	(104)
Eagles (Holes per)	267.0	(84T)
Birdies Average	3.40	(69T)
All-Around Ranking	774	(100)

MISCELLANEOUS STATISTICS

Scoring Average Before Cut	72.09	(145T)
Scoring Average 3rd Round	69.47	(4)
Scoring Average Final Round	71.62	(70)
Birdies Conversion %	29.4	(63T)
Par Breakers	19.3	(69T)

1999 Low Round: 65: 2 times, most recent 1999 John Deere Classic/3
 Career Low Round: 65: 3 times, most recent 1999 John Deere Classic/3
 Career Largest Paycheck: \$84,750: 1999 Buick Classic/T5



RICH BEEM

EXEMPT STATUS: 1999 tournament winner (through 2001)

FULL NAME: Richard Michael Beem

HEIGHT: 5' 8"

BIRTHDATE: August 24, 1970

RESIDENCE: El Paso, TX; plays out of El Paso CC

FAMILY: Single

COLLEGE: New Mexico State University (1993, Marketing)

SPECIAL INTERESTS: Music, cars, skiing

TURNED PROFESSIONAL: 1994

WEIGHT: 153

BIRTHPLACE: Phoenix, AZ

Q SCHOOL: 1998

PGA TOUR VICTORIES (1): 1999 Kemper Open

BEST 1999 FINISHES: 1--Kemper Open; 4--Westin Texas Open.

1999 SEASON: Nominated for Rookie of the Year honors after earning his first PGA TOUR victory at the Kemper Open in only his 12th start on TOUR...nearly won in wire-to-wire fashion...opened with a 66 for a one-stroke lead, which he extended to three with a second-round 67...third-round 71 left him tied for lead with Tommy Armour III at 9-under-par 204...closing 70 produced a one-stroke victory over Bradley Hughes and Bill Glasson worth

RICH BEEM...continued

\$450,000...prior to his victory, missed cut in seven of 11 TOUR starts, including five in a row heading into Kemper Open...best previous finish was T45 at Buick Invitational...had earned just \$24,590 before winning...prior to Kemper Open, biggest check was \$25,000 for T8 at PGA TOUR National Qualifying Tournament—his first attempt at qualifying for PGA TOUR...earned second top-10 of season at Westin Texas Open, where he opened with a 65 and was one stroke out of the lead...followed with rounds of 70-68-69 for a solo 4th.

CAREER HIGHLIGHTS: Prior to winning Kemper Open, biggest first-place check was \$5,000 he earned for winning 1998 Conrad Hilton Open in Socorro, NM...had no prior BUY.COM TOUR or PGA TOUR appearances prior to 1999...played mini tour events in the Sun Country PGA Section as was named 1998 Player of the Year for the Sun Country PGA Section after victories in Socorro and Truth Or Consequences...a member of the New Mexico State University golf team.

PERSONAL: Quit the game temporarily in 1995 and sold cellular phones and car stereo systems in Seattle...watched fellow El Paso competitor J.P. Hayes win 1998 Buick Classic and gained renewed interest...worked in pro shop at El Paso CC prior to joining TOUR...father, Larry, is golf coach at New Mexico State.

PGA TOUR CAREER SUMMARY						PLAYOFF RECORD: 0-0			
Year	Events Played	Cuts Made	1st	2nd	3rd	Top 10	Top 25	Earnings	Rank
1999	24	9	1			2	3	\$610,555	67
Total	24	9	1			2	3	\$610,555	295

TOP TOURNAMENT SUMMARY

YEAR	99
British Open Championship	CUT
PGA Championship	T70

1999 PGA TOUR STATISTICS

Scoring Average	72.10	(162)
Driving Distance	272.9	(87)
Driving Accuracy Percentage	67.7	(110T)
Total Driving	197	(113T)
Greens in Regulation Pct.	62.8	(138T)
Putting Average	1.786	(99T)
Sand Save Percentage	48.3	(132T)
Eagles (Holes per)	288.0	(103T)
Birdies Average	3.31	(95T)
All-Around Ranking	926	(143)

MISCELLANEOUS STATISTICS

Scoring Average Before Cut	72.54	(175)
Scoring Average 3rd Round	73.09	(179)
Scoring Average Final Round	72.80	(155T)
Birdies Conversion %	29.3	(72T)
Par Breakers	18.8	(96T)

1999 Low Round: 65: 1999 Westin Texas Open/1
 Career Low Round: 65: 1999 Westin Texas Open/1
 Career Largest Paycheck: \$450,000: 1999 Kemper Open/1



NOTAH BEGAY III

EXEMPT STATUS: 1999 two-time tournament winner (through 2002)
FULL NAME: Notah Ryan Begay III
HEIGHT: 5'11" **WEIGHT:** 195
BIRTHDATE: September 14, 1972 **BIRTHPLACE:** Albuquerque, NM
RESIDENCE: Albuquerque, NM; plays out of Las Campanas, Santa Fe, NM
FAMILY: Single
COLLEGE: Stanford University
SPECIAL INTERESTS: Youth organizations, participation in group activities and fundraising
TURNED PROFESSIONAL: 1995 **JOINED TOUR:** 1999

TOUR VICTORIES (2): 1999 Reno-Tahoe Open, Michelob Championship at Kingsmill

BEST 1999 FINISHES: 1--Reno-Tahoe Open, Michelob Championship at Kingsmill

1999 SEASON: Nominated for Rookie of the Year honors after not only winning his first PGA TOUR title but adding his second title...joined rookie Carlos Franco as rookies with two victories...first victory and first top-10 on TOUR came at Reno-Tahoe Open, the 23rd start of his career...a course-record 63 in third round put him in lead...final-round 72 produced three-stroke win over Chris Perry and David Toms...became the first Native-American to win TOUR event since Rod Curl at 1974 Colonial...also was the 8th first-time winner on TOUR...his best finish prior to win was T14 at 1999 Canon Greater Hartford Open...second TOUR victory, making him seventh multiple winner of season, came at Michelob Championship at Kingsmill...birdied final two holes in regulation to force playoff with Tom Byrum...defeated Byrum with par on second extra hole...shared first-round lead after an opening 67, then stood one off 36- and 54-hole leads following rounds of 70-69...closing 68 led to playoff...\$450,000 payday put him over \$1 million for season and helped qualify him for THE TOUR Championship, where he finished T15...made final 12 cuts of the year.

CAREER HIGHLIGHTS: Earned place in golf history when he became first BUY.COM TOUR player to record a 59 in tournament play...the 13-under-par round included a 27 (9-under) on the second nine hole of his second round at the Dominion Open...recorded nine birdies and two eagles (one of which was a hole-in-one)...posted four runner-up finishes on 1998 BUY.COM TOUR and was named BUY.COM TOUR Player of the Month for September...went on to finish 10th on BUY.COM TOUR money list and earned exempt status on 1999 PGA TOUR...medalist at 1996 Canadian Tour Qualifying Tournament...finished second at 1996 Morningstar Classic on Canadian Tour...member of Stanford's 1994 NCAA Championship team...member of 1995 United States Walker Cup team...three-time All-America selection...winner of 15 major junior and amateur titles...holder of record for lowest 18-hole score in NCAA Championship history with 62 in the second round of the 1994 tournament.

PERSONAL: Began playing golf when he was six years old...father played in a business league while working for the Bureau of Indian Affairs...Notah would tag along for the twilight, nine-hole competition...in summer would save spare change for bucket of balls and then asked head pro at Ladera Golf Course near his home if he could work at course for playing privileges.

PGA TOUR CAREER SUMMARY					PLAYOFF RECORD: 1-0				
Year	Events Played	Cuts Made	1st	2nd	3rd	Top 10	Top 25	Earnings	Rank
1996	1								
1999	29	22	2			2	5	\$1,255,314	31
Total	30	22	2			2	5	\$1,255,314	216
BUY.COM TOUR									
1994(AM.)	1								
1995	3	1					1	\$2,400	199
1996	5	1						\$570	261
1997	2								
1998	22	15		4		6	11	\$136,289	10
Total	33	17		4		6	12	\$139,259	
COMBINED TOTAL MONEY:								\$1,394,572	

NOTAH BEGAY III...continued

TOP TOURNAMENT SUMMARY

YEAR	99
U.S. Open Championship	CUT
THE TOUR Championship	T15
WGC American Express Championship	T46

1999 PGA TOUR STATISTICS

Scoring Average	70.93	(63)
Driving Distance	283.8	(14)
Driving Accuracy Percentage	66.7	(128T)
Total Driving	142	(29)
Greens in Regulation Pct.	66.2	(48T)
Putting Average	1.779	(65T)
Sand Save Percentage	51.7	(84T)
Eagles (Holes per)	174.6	(32)
Birdies Average	3.56	(36T)
All-Around Ranking	470	(26)

MISCELLANEOUS STATISTICS

Scoring Average Before Cut	71.02	(48T)
Scoring Average 3rd Round	70.81	(48)
Scoring Average Final Round	71.38	(55)
Birdies Conversion %	29.9	(48T)
Par Breakers	20.3	(31T)

1999 Low Round: 63: 2 times, most recent 1999 Reno-Tahoe Open/3
 Career Low Round: 63: 2 times, most recent 1999 Reno-Tahoe Open/3
 Career Largest Paycheck: \$495,000: 1999 Reno-Tahoe Open/1



RONNIE BLACK

EXEMPT STATUS: 131st on 1999 money list

FULL NAME: Ronald Jay Black

HEIGHT: May 26, 1958

WEIGHT: 180

BIRTHDATE: May 26, 1958

BIRTHPLACE: Lovington, NM

RESIDENCE: Tucson, AZ

FAMILY: Wife, Sandra; Justin (12/14/86), Alex (5/11/88), Anthony (1/26/93)

COLLEGE: Lamar University

SPECIAL INTERESTS: Hunting, fishing, movies

TURNED PROFESSIONAL: 1981

Q SCHOOL: 1981, 1982, 1990, 1995

TOUR VICTORIES (2): 1983 Southern Open. 1984 Anheuser-Busch Golf Classic

BEST 1999 PGA TOUR FINISHES: T4--AT&T Pebble Beach National Pro-Am, B.C. Open; T8--Michelob Championship at Kingsmill.

BEST 1999 BUY.COM TOUR FINISH: T15-- South Florida Classic.

1999 SEASON: Played the season under the Past Champion category and made the most of his 18 appearances...in second start of the year, rounds of 71-69-70 good for T4 at the AT&T Pebble Beach National Pro-Am, worth \$110,250...matched that finish at B.C. Open, where he shot 71-67-68-70 for T4 and \$60,320...third top-10 of the year came at the Michelob Championship, site of his 1984 victory...shot 72-70-68-68 for T8...\$67,500 secured exempt status for 2000.

CAREER HIGHLIGHTS: Two-time winner on PGA TOUR since joining in 1982...first victory came in 1983 Southern Open, where he birdied the fourth playoff hole to defeat Sam Torrance...won the following year at the Anheuser-Busch Classic, overcoming a seven-stroke deficit with a final-round 63 to defeat Willie Wood by one stroke...in 1989, lost to Wayne Grady in a playoff at the Manufacturers Hanover Westchester Classic and finished second to Bill Britton at the Centel Classic...winner of the 1976-77 New Mexico High School Championships...won 1981 Southland Conference Championship while attending Lamar University...winner of 1985 Pebble Beach Invitational.

PERSONAL: First picked up a club at age nine, but it wasn't until he attended Lamar University that he saw a course with bunkers...father was high school basketball coach and brother a PGA professional.

RONNIE BLACK...continued

PGA TOUR CAREER SUMMARY						PLAYOFF RECORD: 1-1				
Year	Events Played	Cuts Made	1st	2nd	3rd	Top 10	Top 25	Earnings	Rank	
1982	22	7						\$6,329	200	
1983	24	17	1			1	7	\$87,524	63	
1984	33	23	1		1	4	9	\$172,636	35	
1985	30	19					4	\$61,684	109	
1986	30	22			1	5	9	\$166,761	56	
1987	30	22			1	3	9	\$144,158	77	
1988	25	19				1	4	\$100,603	112	
1989	28	16		2		3	6	\$264,988	51	
1990	30	12					1	\$34,001	190	
1991	25	14				1	6	\$135,865	113	
1992	26	19					4	\$129,386	111	
1993	28	17					4	\$120,041	125	
1994	27	15				1	4	\$123,404	137	
1995	29	17				1	3	\$122,188	143	
1996	26	20				3	7	\$247,320	91	
1997	28	15				3	4	\$230,224	104	
1998	28	12					5	\$139,631	170	
1999	18	11				3	4	\$306,636	131	
Total	487	297	2	2	3	29	90	\$2,593,379	114	
BUY.COM TOUR										
1991	1	1						\$555	303	
1999	5	3					1	\$5,369	153	
Total	6	4					1	\$5,924		
COMBINED TOTAL MONEY:								\$2,599,302		

TOP TOURNAMENT SUMMARY

YEAR	82	84	85	86	87	88	89	90	92	93	94	97	98
Masters Tournament		T6	T41										
U.S. Open Championship	CUT	CUT	T44	CUT			T54					CUT	
PGA Championship		T34	CUT	T21	T28	T25	69					T29	
THE PLAYERS Championship		CUT	T40	T17	CUT	CUT	CUT	CUT	T29	T28	CUT	CUT	CUT


1999 PGA TOUR STATISTICS

Scoring Average	71.56	(124)
Driving Distance	274.3	(79)
Driving Accuracy Percentage	63.3	(163T)
Total Driving	242	(159)
Greens in Regulation Pct.	65.5	(63T)
Putting Average	1.786	(99T)
Sand Save Percentage	56.2	(36)
Eagles (Holes per)	336.0	(123)
Birdies Average	3.43	(59T)
All-Around Ranking	746	(94)

MISCELLANEOUS STATISTICS

Scoring Average Before Cut	71.35	(80T)
Scoring Average 3rd Round	70.50	(30T)
Scoring Average Final Round	71.73	(78T)
Birdies Conversion %	29.1	(79T)
Par Breakers	19.3	(69T)

1999 Low Round: 66: 3 times, most recent 1999 Buick Challenge/4
 Career Low Round: 63: 1984 Anheuser-Busch Golf Classic/4
 Career Largest Paycheck: \$110,250: 1999 AT&T Pebble Beach
 National Pro-Am/T4



JAY DON BLAKE

EXEMPT STATUS: 102nd on 1999 money list

FULL NAME: Jay Don Blake

HEIGHT: 6' 2"

BIRTHDATE: October 28, 1958

RESIDENCE: St. George, UT

FAMILY: Wife, Marci; Jamie Dawn (10/1/79), Bridgette (4/11/83), Patrick (9/11/86), Miranda (6/23/98)

COLLEGE: Utah State University

SPECIAL INTERESTS: Drag racing, all sports, hunting, fishing

TURNED PROFESSIONAL: 1981

WEIGHT: 180

BIRTHPLACE: St. George, UT

Q SCHOOL: 1986

TOUR VICTORIES (1): 1991 Shearson Lehman Brothers Open

INTERNATIONAL VICTORIES (1): 1991 Argentine Open

BEST 1999 FINISHES: T5--Michelob Championship at Kingsmill; T10--COMPAQ Classic of New Orleans.

1999 SEASON: For only the third time since 1987, he fell out of the top-100 on the TOUR money list...but for the ninth consecutive year recorded top-10 finishes and was among the top-25 six times...earned first top-10 of the season at COMPAQ Classic of New Orleans...rounds of 72-69-65-69 was good for T10...second top-10 came at Michelob Championship, where rounds of 73-68-70-66 produced a T5...also finished T16 at BellSouth Classic and T18 at MCI Classic...ranked 15th in final-round scoring average (70.76).

CAREER HIGHLIGHTS: Best year of his career came in 1991, when he earned his sole tournament title at Shearson Lehman Brothers Open...closed with rounds of 67-67 to defeat Bill Sander by two strokes...had five other top-10 finishes that season and earned \$563,854, a career best...made his only appearance in THE TOUR Championship that year, where he tied for 13th...finished year 21st on TOUR money list...had four runner-up finishes between 1992 and 1996, with best chance for victory coming at 1995 LaCantera Texas Open...trailed third-round leader Duffy Waldorf by one stroke entering the final round, but a 9 on the 16th hole, combined with Waldorf's closing 69, left Blake tied for sixth...other runner-up finishes came at 1992 BellSouth Classic, 1994 Northern Telecom Open, 1996 Motorola Western Open and missed a birdie putt on the 72nd hole of the 1998 BellSouth Classic to force a playoff with Tiger Woods...winner of 1988 Utah State Open...won NCAA Championship as a junior at Utah State in 1980, runner-up the following year...named Collegiate Player of the Year in 1981.

PERSONAL: A drag racing aficionado, attended National Hot Rod Association driving school in Dec. 1995...a regular competitor, won hot rod sprint in fall of 1996...professional drag racer Bob Vandergriff, Jr. has caddied for him...knew by age 12 he wanted to be a professional golfer.

PGA TOUR CAREER SUMMARY					PLAYOFF RECORD: 0-0				
Year	Events Played	Cuts Made	1st	2nd	3rd	Top 10	Top 25	Earnings	Rank
1987	31	19				1	9	\$87,634	106
1988	31	24				2	8	\$131,937	90
1989	27	16			1	3	9	\$200,499	71
1990	30	16				8	8	\$148,384	106
1991	27	23	1			6	14	\$563,854	21
1992	24	15		1		4	8	\$299,298	51
1993	26	15				3	6	\$202,482	86
1994	25	20		1		2	9	\$309,351	55
1995	26	17		1		3	9	\$333,551	54
1996	26	20		1		1	6	\$347,328	57
1997	28	18				3	10	\$378,484	65
1998	25	17		1		1	6	\$405,305	72
1999	29	18				2	6	\$389,765	102
Total	360	238	1	5	1	31	108	\$3,797,872	77

JAY DON BLAKE...continued

TOP TOURNAMENT SUMMARY

YEAR	87	88	89	90	91	92	93	94	95	96	97	98	99
Masters Tournament					T27	CUT	T45						
U.S. Open	T24		T18	CUT		T6	T62	CUT			CUT		
British Open Championship					T64								
PGA Championship		T25	CUT	W/D	T13	T76		T66	CUT	CUT	CUT	T36	
THE PLAYERS Championship	CUT	T34	CUT	CUT	T27	T40	W/D	T35	CUT	T33	T62	WD	T58
THE TOUR Championship					T13								

1999 PGA TOUR STATISTICS

Scoring Average	71.10	(78T)
Driving Distance	266.8	(152)
Driving Accuracy Percentage	72.4	(37)
Total Driving	189	(96T)
Greens in Regulation Pct.	64.6	(88T)
Putting Average	1.774	(52T)
Sand Save Percentage	52.3	(77T)
Eagles (Holes per)	276.0	(93T)
Birdies Average	3.42	(62T)
All-Around Ranking	639	(64)

MISCELLANEOUS STATISTICS

Scoring Average Before Cut	70.93	(41T)
Scoring Average 3rd Round	72.00	(143T)
Scoring Average Final Round	70.76	(15T)
Birdies Conversion %	29.4	(63T)
Par Breakers	19.4	(59T)

1999 Low Round: 65: 2 times, most recent 1999 Las Vegas Invitational/2
 Career Low Round: 63: 1994 Bell Canadian Open/2
 Career Largest Paycheck: \$194,400: 1998 BellSouth Classic/2



ERIC BOOKER

EXEMPT STATUS: 127th on 1999 money list

FULL NAME: Eric Harrison Booker

HEIGHT: 6'0"

BIRTHDATE: December 21, 1963

RESIDENCE: Naples, FL

FAMILY: Single

COLLEGE: Mississippi State University (1985, General Business)

SPECIAL INTERESTS: Skiing, karate

TURNED PROFESSIONAL: 1986

WEIGHT: 185

BIRTHPLACE: Pontiac, MI

JOINED TOUR: 1999

BEST 1999 PGA TOUR CAREER FINISH: T3--1999 Honda Classic.

BUY.COM TOUR VICTORIES (2): 1997 Greater Austin Open. 1998 Lehigh Valley Open.

BEST 1999 PGA TOUR FINISHES: T3--Honda Classic; T4--COMPAQ Classic of New Orleans.

1999 SEASON: Impressive moments during his rookie season on PGA TOUR...was in good position to win his first PGA TOUR title at the Honda Classic...stood one off first-round lead at Honda Classic after an opening 65...followed with 66 to take four-stroke lead after 36 holes...third-round 72 gave him a two-stroke lead through 54 holes...closing 77 produced best TOUR finish and T3 worth \$124,800...jumped into contention again at the COMPAQ Classic of New Orleans...opened with a 68 and followed with career-low 63 for share of lead with Omar Uresti through 36 holes...closed with pair of 71s for T4 and \$107,467...only top-25 finish for rest of season was T25 at Buick Challenge...check worth \$13,740 at Callaway Gardens helped secure his exempt status for 2000...opened with 66 for first-round lead at Shell Houston Open, making eagle and hole-in-one on consecutive holes on 15 and 16 at TPC at The Woodlands...closed 74-75-76 for T51.

CAREER HIGHLIGHTS: Winner of two BUY.COM TOUR events, including 1998 Lehigh Valley Open in a BUY.COM TOUR-record nine-hole playoff over Notah Begay III...finished fourth on 1998 BUY.COM TOUR money list to earn

ERIC BOOKER...continued

PGA TOUR membership for 1999...first victory came in rain-shortened 1997 Greater Austin Open...tied for fourth in 1998 Buick Open, the sixth consecutive year he received a sponsor exemption into the tournament...two-time NJCAA All-American at Edison Junior College in 1980-81...competed on 1986 Asian Tour.

PERSONAL: Once traded golf lessons for karate lessons from a Detroit police officer who was a black belt...former teaching professional at Warwick Hills G&CC, site of Buick Open...sister Cindy played on LPGA Tour...rookie season almost began on unfortunate note...one night after Christmas while riding his bicycle in Naples, FL, crashed into construction site...flew over handlebars and landed in ditch but only bruised left wrist.

PGA TOUR CAREER SUMMARY					PLAYOFF RECORD: 0-0				
Year	Events Played	Cuts Made	1st	2nd	3rd	Top 10	Top 25	Earnings	Rank
1991	1								
1993	1								
1994	1								
1995	1								
1996	2	1						\$2,292	366
1997	1	1						\$3,255	323
1998	2	2				1	1	\$84,288	191
1999	31	14			1	2	3	\$320,753	127
Total	40	18			1	3	4	\$410,588	333
BUY.COM TOUR									
1990	30	18				1	3	\$15,746	65
1995	5								
1996	8	2				1	1	\$12,540	110
1997	25	14	1			2	5	\$56,725	38
1998	23	20	1			9	12	\$153,526	4
Total	91	54	2			13	21	\$238,537	
COMBINED TOTAL MONEY:								\$649,125	

TOP TOURNAMENT SUMMARY

YEAR	91	96
U.S. Open Championship	CUT	
PGA Championship		CUT

1999 PGA TOUR STATISTICS

Scoring Average	71.66	(129T)
Driving Distance	273.4	(85)
Driving Accuracy Percentage	63.5	(162)
Total Driving	247	(164T)
Greens in Regulation Pct.	62.4	(149)
Putting Average	1.773	(50T)
Sand Save Percentage	51.0	(97T)
Eagles (Holes per)	231.4	(68T)
Birdies Average	3.27	(104T)
All-Around Ranking	844	(115)

MISCELLANEOUS STATISTICS

Scoring Average Before Cut	71.38	(86)
Scoring Average 3rd Round	71.76	(127)
Scoring Average Final Round	73.87	(186)
Birdies Conversion %	29.1	(79T)
Par Breakers	18.6	(104T)

1999 Low Round: 63: 1999 COMPAQ Classic of New Orleans/2
 Career Low Round: 63: 1999 COMPAQ Classic of New Orleans/2
 Career Largest Paycheck: \$124,800: 1999 Honda Classic/T3



MICHAEL BRADLEY

EXEMPT STATUS: 1998 tournament winner (through 2000)
FULL NAME: Michael John Bradley
HEIGHT: 6' 0" **WEIGHT:** 190
BIRTHDATE: July 17, 1966 **BIRTHPLACE:** Largo, FL
RESIDENCE: Valrico, FL; plays out of River Hills CC, Valrico, FL
FAMILY: Wife, Jennifer; Brooke Kathryn (5/1/96)
COLLEGE: Oklahoma State University
SPECIAL INTERESTS: Sports
TURNED PROFESSIONAL: 1988 **JOINED TOUR:** 1992

TOUR VICTORIES (2): 1996 Buick Challenge. 1998 Doral-Ryder Open

INTERNATIONAL VICTORIES (2): 1989 Ontario Open (Can). 1990 Quebec Open (Can)

BEST 1999 FINISHES: T10--Greater Milwaukee Open

1999 SEASON: Inconsistent season due to lingering back problem which has bothered him for several years...lone top-10 of season came at Greater Milwaukee Open, where rounds of 70-67-69-66 produced T10...previous best finish was a T17 at World Golf Championships - Andersen Consulting Match Play Championship, where he defeated Mark O'Meara 4 & 2 in the first round...slipped out of the top 100 on the TOUR money list for first time since 1994.

CAREER HIGHLIGHTS: Enjoyed breakthrough season in 1996 with his first PGA TOUR victory and 20th-place finish on money list...earned \$820,825, more than in first three seasons combined...victory came at Buick Challenge...opened with 66-68 to share 36-hole lead, then watched it rain for two days...after final two rounds were cancelled, entered playoff with Fred Funk, John Maginnes, Davis Love III and Len Mattiace for title...birdied first extra hole for victory and \$180,000...earned second TOUR victory in 1998 Doral-Ryder Open while bothered by herniated disk which prevented him from practicing all week...shot 71-66 to grab share of the 36-hole lead...added a third-round 70 for one-stroke lead...sank a 4-foot par putt on the 72nd hole for a one-stroke win...earlier in year, tied for second at Doral-Ryder Open, two strokes behind Greg Norman, and tied for third at Michelob Championship at Kingsmill and Sprint International...prior to 1996, best finish came in rookie year of 1993—T3 at Kemper Open...1997 campaign full of consistency...had six-tournament stretch of top-20 finishes in February and March...following T11 at Buick Invitational, T17 at Tucson Chrysler Classic and T18 at Doral-Ryder Open, closed with a 68 and finished T2 with Payne Stewart, one stroke behind Stuart Appleby at Honda Classic.

PERSONAL: His 381-yard drive during second round of the Walt Disney World/Oldsmobile Classic was longest measured drive on PGA TOUR in 1997...his father John, a retired club pro has been his only coach, teaching him by feel not mechanics...shot a 59 in Canadian Tour event in Saskatoon, Saskatchewan.

PGA TOUR CAREER SUMMARY					PLAYOFF RECORD: 1-0				
Year	Events Played	Cuts Made	1st	2nd	3rd	Top 10	Top 25	Earnings	Rank
1988	2	1						\$1,664	282
1990	1								
1992	1								
1993	26	14			1	1	3	\$126,160	121
1994	29	15				3	4	\$175,137	104
1995	27	18				2	6	\$214,469	85
1996	26	20	1	1	2	6	11	\$820,825	20
1997	28	18		1		3	8	\$465,887	47
1998	22	15	1			2	5	\$576,501	48
1999	27	14				1	4	\$257,525	146
Total	189	115	2	2	3	18	41	\$2,638,168	113

MICHAEL BRADLEY...continued

TOP TOURNAMENT SUMMARY


YEAR	90	92	94	95	96	97	98	99
Masters Tournament						CUT	29	
U.S. Open	CUT	CUT	CUT		T50	CUT		
British Open Championship						T38		
PGA Championship				T54	T31	T71		
THE PLAYERS Championship			CUT	T29	T19	T14	T51	CUT
THE TOUR Championship					23			
WGC Andersen Consulting Match Play							T17	

1999 PGA TOUR STATISTICS

Scoring Average	72.13	(164T)
Driving Distance	279.5	(31T)
Driving Accuracy Percentage	62.2	(168)
Total Driving	199	(116T)
Greens in Regulation Pct.	62.5	(145T)
Putting Average	1.768	(36T)
Sand Save Percentage	55.5	(42)
Eagles (Holes per)	166.5	(27)
Birdies Average	3.24	(110T)
All-Around Ranking	723	(88)

MISCELLANEOUS STATISTICS

Scoring Average Before Cut	72.06	(142)
Scoring Average 3rd Round	72.71	(170T)
Scoring Average Final Round	73.07	(168T)
Birdies Conversion %	28.8	(89T)
Par Breakers	18.6	(104T)
1999 Low Round:	65: 2 times, most recent 1999 GTE Byron Nelson Classic/1	
Career Low Round:	62: 1994 Hardee's Golf Classic/3	
Career Largest Paycheck:	\$360,000: 1998 Doral-Ryder Open/1	



MIKE BRISKY

EXEMPT STATUS: 115th on 1999 money list
FULL NAME: Michael Charles Brisky
HEIGHT: 5'10" **WEIGHT:** 175
BIRTHDATE: May 28, 1965 **BIRTHPLACE:** Brownsville, TX
RESIDENCE: Dallas, TX
FAMILY: Wife, Judy; Jacob (6/15/94), Joel (9/18/96)
COLLEGE: Pan American University
SPECIAL INTERESTS: Movies, Bible study, fishing
TURNED PROFESSIONAL: 1987 **Q SCHOOL:** 1993, 1998

BEST PGA TOUR CAREER FINISH: 2--1995 Buick Open, 1999 John Deere Classic

BUY.COM TOUR VICTORIES (1): 1994 Texarkana Open

BEST 1999 FINISHES: 2--John Deere Classic

1999 SEASON: Once again came close to recording his first PGA TOUR victory with an impressive performance at the John Deere Classic...opened 66-62 to take a 36-hole lead at John Deere Classic with a tournament record 12-under-par 128...while shooting 62, recorded his fourth TOUR career hole-in-one...third-round 68 had him three strokes off 54-hole lead...closed with a 65 to get into playoff with J.L. Lewis, which Lewis won with birdie on fifth extra hole...it was his second playoff loss, first coming to Woody Austin at 1995 Buick Open...\$216,000 payday largest of his career...returned to Qualifying Tournament after finishing 128th on 1998 money list, where he finished 10th...made holes-in-one in consecutive TOUR starts—Greater Milwaukee Open and John Deere Classic

CAREER HIGHLIGHTS: Nearly earned first PGA TOUR victory at 1995 Buick Open...rounds of 67-68-67-68 left him tied for lead with Woody Austin...approach on first hole found greenside bunker, and Austin won playoff with par...close again at 1997 Deposit Guaranty Golf Classic...opened with 64 for share of the lead but followed with

MIKE BRISKEY...continued

74...moved back into contention with third-round 67, then closed with 68 to finish third, two strokes behind Billy Ray Brown...was one of six top-10 finishes that year...had three top-10 finishes in 1996 on way to 84th-place finish on money list...best result of year was T4 at Motorola Western Open...first earned TOUR playing privileges at 1993 Qualifying Tournament, where he tied for 37th...made six of 14 cuts on TOUR in 1994, including T11s at Deposit Guaranty Golf Classic and Buick Southern Open...also played eight BUY.COM TOUR tournaments that year, winning the Texarkana Open by seven strokes...two-time winner on T.C. Jordan Tour

PERSONAL: Youngest of 10 children...showed steady improvement as an amateur, breaking 90 as high school freshman, then averaging 77 as freshman at Pan American University and 73 as a senior...a frequent speaker at Fellowship of Christian Athletes functions.

PGA TOUR CAREER SUMMARY						PLAYOFF RECORD: 0-2			
Year	Events Played	Cuts Made	1st	2nd	3rd	Top 10	Top 25	Earnings	Rank
1989	1								
1994	14	6				2		\$38,713	200
1995	30	14	1			3		\$194,874	92
1996	27	14				5		\$260,360	84
1997	30	20			1	6	7	\$367,112	67
1998	31	13				1	4	\$220,389	128
1999	25	13	1			1	3	\$361,084	115
Total	158	80	2	1		12	24	\$1,442,531	198
BUY.COM TOUR									
1992	3	2				1		\$1,627	206
1994	8	5	1			2	2	\$46,938	37
1995	1								
1998	1	1					1	\$3,409	175
Total	13	8	1			2	4	\$51,974	
COMBINED TOTAL MONEY:								\$1,494,505	

TOP TOURNAMENT SUMMARY					
YEAR	89	95	96	97	98
U.S. Open Championship	CUT	T67		CUT	CUT
PGA Championship			T14	CUT	
THE PLAYERS Championship			CUT	73	CUT

1999 PGA TOUR STATISTICS			MISCELLANEOUS STATISTICS		
Scoring Average	71.70	(134)	Scoring Average Before Cut	72.14	(149T)
Driving Distance	265.5	(161T)	Scoring Average 3rd Round	72.29	(158)
Driving Accuracy Percentage	71.1	(55T)	Scoring Average Final Round	71.71	(77)
Total Driving	216	(141)	Birdies Conversion %	28.6	(96T)
Greens in Regulation Pct.	61.0	(168T)	Par Breakers	17.8	(137T)
Putting Average	1.786	(99T)			
Sand Save Percentage	58.0	(26)	1999 Low Round:	62:	1999 John Deere Classic/2
Eagles (Holes per)	277.2	(96T)	Career Low Round:	62:	1999 John Deere Classic/2
Birdies Average	3.14	(140T)	Career Largest Paycheck:	\$216,000:	1999 John Deere Classic/2
All-Around Ranking	879	(123)			



MARK BROOKS

EXEMPT STATUS: Winner, 1996 PGA Championship (through 2006)

FULL NAME: Mark David Brooks

HEIGHT: 5' 9"

WEIGHT: 150

BIRTHDATE: March 25, 1961

BIRTHPLACE: Ft. Worth, TX

RESIDENCE: Ft. Worth, TX

FAMILY: Wife, Cynthia; Lyndsay (1/24/86), Hallie (9/21/89)

COLLEGE: University of Texas

SPECIAL INTERESTS: All sports, collecting vintage fountain pens, LGB toy trains, architectural models and prints, antiques and historic golf prints, fine art

TURNED PROFESSIONAL: 1983 **Q SCHOOL:** Fall 1983, 1984, 1985, 1987

TOUR VICTORIES (7): 1988 Canon Sammy Davis, Jr.-Greater Hartford Open. 1991 Kmart Greater Greensboro Open, Greater Milwaukee Open. 1994 Kemper Open. 1996 Bob Hope Chrysler Classic, Shell Houston Open, PGA Championship

BEST 1999 FINISHES: T9--Nissan Open, The Reno-Tahoe Open; T10--THE PLAYERS Championship

1999 SEASON: Returned to top-75 on TOUR money list for the first time since 1996 and for the eighth time in his last 10 seasons...earned his first top-10 since a T7 at the 1997 THE PLAYERS Championship with a T9 at Nissan Open...closing 66 matched the low round of the day and lifted him into top 10...steady play at THE PLAYERS Championship earned him his third top-10 in that event...rounds of 71-77-71-72 worth \$107,143...third top-10 of the year came at the Reno-Tahoe Open, where rounds of 71-73-70-68 earned him T9...aced the 17th hole at Medinah during third round of PGA Championship...it was the first hole-in-one at PGA since Ernie Els in 1997 at Winged Foot...made 14 of 15 cuts to close his season, including T15 at Buick Open, T16 at PGA Championship, T9 at Reno-Tahoe Open and T13 at Buick Challenge.

CAREER HIGHLIGHTS: Enjoyed his best season on TOUR in 1996 with three victories, including his first major title, the PGA Championship...first victory of year came in his second start...had five consecutive sub-par rounds to win Bob Hope Chrysler Classic...23-under-par 337 total was one stroke better than John Huston...won Shell Houston Open in a playoff over fellow Texan and hometown favorite Jeff Maggert...shot 66-68-70-70—274 to force playoff, then rolled in 50-foot birdie putt on first extra hole for victory, his first in his home state...birdied 72nd hole at PGA Championship at Valhalla GC to force playoff with Kenny Perry, then birdied first extra hole to earn title...won twice in 1991...shot closing 64 to catch Gene Sauers at Kmart Greater Greensboro Open, then parred third playoff hole for victory...edged Robert Gamez by one stroke at Greater Milwaukee Open after opening with 63...first TOUR victory, at 1988 Canon Sammy Davis, Jr.-Greater Hartford Open, came with 10-foot putt on second playoff hole with Dave Barr and Joey Sindelar...won 1994 Kemper Open by three strokes over D.A. Weibring and Bobby Wadkins...was part of five-man playoff at 1993 Buick Southern Open won by John Inman...tied for third with Steven Bottomley and Michael Campbell at 1995 British Open, one stroke out of John Daly-Constantino Rocco playoff...three-time All-American at University of Texas...winner of 1979 and 1981 Texas State Amateurs, 1979 Southern Amateur and 1979 Trans-Mississippi Amateur.

PERSONAL: Serves as host of W. Hal Brooks Memorial Golf Tournament and Gala, in honor of his father...event benefits Brooks House, which provides counseling for teens...president of Mark Brooks Golf, a golf course design and management company based in Fort Worth...one of the company's projects, Southern Oaks GC, opened to rave reviews in 1999...had LASIK eye surgery in May 1999.

PGA TOUR CAREER SUMMARY

PLAYOFF RECORD: 4-2

Year	Events Played	Cuts Made	1st	2nd	3rd	Top 10	Top 25	Earnings	Rank
1983(Am.)	1								
1983	6	2				1	4	\$6,924	194
1984	35	17				1	4	\$40,438	122
1985	32	11				3	3	\$32,094	141
1986	32	19				1	5	\$47,264	140
1987	32	17				2	2	\$42,100	165
1988	30	22	1	1		2	11	\$280,636	36
1989	30	15				1	3	\$112,838	115
1990	33	23			2	5	10	\$307,948	45
1991	30	24	2			5	11	\$667,263	11
1992	29	24			3	11	16	\$629,754	21
1993	31	19		1		3	10	\$249,696	66
1994	33	23	1			4	8	\$523,285	31
1995	29	17			1	3	10	\$366,860	48
1996	29	23	3	1		8	12	\$1,429,396	3
1997	30	15				1	3	\$213,516	108
1998	30	18				5	5	\$219,570	129
1999	33	24				3	7	\$557,037	74
Total	505	313	7	3	6	48	121	\$5,726,618	47

MARK BROOKS...continued

TOP TOURNAMENT SUMMARY

YEAR	84	85	86	87	88	89	90	91	92	93	94	95	96	97	98	99
Masters Tournament						CUT		T35	CUT	CUT		CUT	CUT	CUT	CUT	T38
U.S. Open	CUT		CUT	CUT	CUT		T5	T19	T44	T46	CUT		T16	CUT	57	CUT
British Open Championship								T80	T55		T20	T3	T5	CUT	T66	T62
PGA Championship					CUT	CUT	T26	CUT	T15	CUT	CUT	T31	1	CUT	T56	T16
THE PLAYERS Championship	CUT	CUT		T63		CUT	T36	CUT	T9	CUT	CUT	CUT		T7	CUT	T10
THE TOUR Championship								T24	T27		T29		T27			

NATIONAL TEAMS: The Presidents Cup, 1996.

1999 PGA TOUR STATISTICS

Scoring Average	71.32	(99)
Driving Distance	265.0	(166T)
Driving Accuracy Percentage	73.6	(23)
Total Driving	189	(96T)
Greens in Regulation Pct.	62.0	(155T)
Putting Average	1.784	(91T)
Sand Save Percentage	49.0	(121T)
Eagles (Holes per)	327.0	(121)
Birdies Average	3.21	(122T)
All-Around Ranking	898	(131)

MISCELLANEOUS STATISTICS

Scoring Average Before Cut	71.78	(117T)
Scoring Average 3rd Round	71.17	(83)
Scoring Average Final Round	72.67	(145T)
Birdies Conversion %	28.8	(89T)
Par Breakers	18.1	(128T)

1999 Low Round: 65: 1999 Las Vegas Invitational/3
Career Low Round: 61: 1990 Shearson Lehman Hutton Open/2
Career Largest Paycheck: \$430,000: 1996 PGA Championship/1



BILLY RAY BROWN

EXEMPT STATUS: 132nd on 1999 money list

FULL NAME: Billy Ray Brown

HEIGHT: 6' 3"

WEIGHT: 205

BIRTHDATE: April 5, 1963

BIRTHPLACE: Missouri City, TX

RESIDENCE: Missouri City, TX; plays out of Quail Valley CC

FAMILY: Wife, Cindy; Kendall Lee (11/15/95), Kati Ray (10/7/99)

COLLEGE: University of Houston

SPECIAL INTERESTS: Hunting, fishing

TURNED PROFESSIONAL: 1987

Q SCHOOL: 1987, 1995, 1996

TOUR VICTORIES (3): 1991 Canon Greater Hartford Open. 1992 GTE Byron Nelson Classic. 1997 Deposit Guaranty Golf Classic.

BEST 1999 FINISH: 2--Buick Invitational

1999 SEASON: Highlight of year came in third start of the season at the Buick Invitational...after rounds of 69-65-68 trailed Tiger Woods by one stroke heading into Sunday...Woods built a four-stroke lead through the first four holes but Brown battled back and tied Woods with a 6-foot birdie on the 16th...heading to 18 tied, Brown's second shot on the par-5 was short while Woods had an eagle putt...Brown missed his birdie attempt and Woods made eagle for victory...it was Brown's first top-10 since winning the 1997 Deposit Guaranty Golf Classic and it was his first second-place finish since 1993 AT&T Pebble Beach National Pro-Am...payday of \$291,600 largest of his career...re-injured wrist and struggled the rest of the season, making only two cuts in his next 14 appearances...had surgery on left wrist in fall and is not expected back until March or April of 2000.

CAREER HIGHLIGHTS: Completed comeback from wrist surgery with third PGA TOUR victory at 1997 Deposit

BILLY RAY BROWN...continued

Guaranty Golf Classic...was two strokes off lead through 54 holes and after double-bogey on par-4 17th, needed birdie on par-5 18th for win...reached green in two and two-putted for victory worth \$180,000...was first top-10 since second at 1993 AT&T Pebble Beach National Pro-Am...first two PGA TOUR victories came in playoffs...shot 67-72-65-67—271 to earn place in playoff with Rick Fehr and Corey Pavin at 1991 Canon Greater Hartford Open...sank 25-foot birdie putt on first extra hole for victory...in 1992, closed with rounds of 64-66 to earn playoff at rain-shortened GTE Byron Nelson Classic...birdie on first extra hole defeated Bruce Lietzke, Ben Crenshaw and Raymond Floyd...tied for lead through 54 holes of 1990 U.S. Open at Medinah...missed 15-foot putt on 72nd hole that would have put him in playoff with Hale Irwin and Mike Donald...successful 1997 righted four-year downturn that followed surgery on wrist injured near end of 1992 season...four-time All-America selection at University of Houston...won NCAA Championship as a freshman in 1982...along with teammate Steve Elkington, led Houston to three NCAA team championships.

PERSONAL: Father Charlie was a tackle for the Oakland Raiders, brother Chuck played center for the St. Louis Cardinals.

PGA TOUR CAREER SUMMARY						PLAYOFF RECORD: 2-0			
Year	Events Played	Cuts Made	1st	2nd	3rd	Top 10	Top 25	Earnings	Rank
1983(Am.) ..	1								
1986	1								
1987	2	1						\$3,000	246
1988	31	21			1	1	5	\$83,590	125
1989	28	20		1		1	5	\$162,964	85
1990	26	18			3	6	7	\$312,466	44
1991	29	19	1	1		2	8	\$348,082	46
1992	23	17	1		2	3	10	\$485,151	29
1993	15	7		1		1	1	\$173,662	97
1994	27	2						\$4,254	284
1995	24	9					2	\$56,111	196
1996	26	15					1	\$67,203	185
1997	24	11	1			1	3	\$268,709	91
1998	25	8						\$63,724	201
1999	17	4		1		1	1	\$301,472	132
Total	300	152	3	4	6	16	43	\$2,330,389	126

1999 PGA TOUR STATISTICS

Scoring Average	73.08	(N/A)
Driving Distance	266.7	(N/A)
Driving Accuracy Percentage	55.5	(N/A)
Total Driving		(N/A)
Greens in Regulation Pct.	58.1	(N/A)
Putting Average	1.832	(N/A)
Sand Save Percentage	56.3	(N/A)
Eagles (Holes per)	369.0	(N/A)
Birdies Average	2.90	(N/A)

MISCELLANEOUS STATISTICS

Scoring Average Before Cut	73.43	(N/A)
Scoring Average 3rd Round	73.25	(N/A)
Scoring Average Final Round	73.50	(N/A)
Birdies Conversion %	27.7	(N/A)
Par Breakers	16.4	(N/A)

1999 Low Round: 65: 1999 Buick Invitational/2
 Career Low Round: 64: 5 times, most recent 1996 United Airlines
 Hawaiian Open/4
 Career Largest Paycheck: \$291,600: 1999 Buick Invitational/2



OLIN BROWNE

EXEMPT STATUS: 1999 tournament winner (through 2001)

FULL NAME: Olin Douglas Browne

HEIGHT: 5' 9"

WEIGHT: 175

BIRTHDATE: May 22, 1959

BIRTHPLACE: Washington, DC

RESIDENCE: Jupiter, FL; plays out of Admirals Cove

FAMILY: Wife, Pam; Olin, Jr. (7/9/88), Alexandra Grace (10/24/91)

COLLEGE: Occidental College

SPECIAL INTERESTS: Fly fishing, environment, some politics

TURNED PROFESSIONAL: 1984

Q SCHOOL: 1995

TOUR VICTORIES (2): 1998 Canon Greater Hartford Open. 1999 MasterCard Colonial.

BUY.COM TOUR VICTORIES (4): 1991 Bakersfield Open, Hawkeye Open. 1993 Monterrey Open. 1996 Dominion Open

BEST 1999 FINISHES: 1--MasterCard Colonial; T3--Memorial Tournament; T8--Sprint International.

1999 SEASON: Earned his second PGA TOUR victory in as many seasons with win at the MasterCard Colonial...rounds of 73-67-66 had him three strokes back through 54 holes...final-round 66, which included two eagles at Colonial, produced a one-stroke victory over five other players...win came on his 40th birthday and \$504,000 payday largest of career...also earned him a spot in 2000 Mercedes Championships, which he had to miss in 1999 due to October surgery on his left arm...leading up to victory, was not allowed to hit more than a small bucket of balls in practice...went from late August 1998 to mid-February 1999 without touching his clubs...at Memorial Tournament, shot 72-70-72 and then closed with 65 to move into T3...also finished T8 at Sprint International...matched his highest total of top-10s in a season—also had three in 1996...finished second in Driving Accuracy (78.7%).

CAREER HIGHLIGHTS: After 14 years as a professional, claimed his first PGA TOUR title at the 1998 Canon Greater Hartford Open...shot 67-66-66-67—266 to earn a spot in playoff with Stewart Cink and Larry Mize...on the first extra hole, he chipped in for birdie from 40 feet for the win, becoming the first player since Greg Norman at the 1995 NEC World Series of Golf to win a playoff by chipping in...one of the most successful players in BUY.COM TOUR history, with four victories, four seconds and seven thirds to his credit...his four BUY.COM TOUR career victories exceeded only by Sean Murphy and Matt Gogel with six and Chris Smith's five...after two BUY.COM TOUR victories in 1991, earned place on PGA TOUR with runner-up finish on money list...best PGA TOUR finish before winning in 1998—a tie for fourth at 1992 Northern Telecom Open...returned to PGA TOUR in 1994 after finishing seventh on BUY.COM TOUR money list the year before...made 21 of 27 cuts in 1996 on his way to finishing 100th on TOUR money list...also played one BUY.COM TOUR event that year, Dominion Open, which he won...continued to improve in 1997, finishing 94th on money list...that year, shot 71-71-69-71—282 to tie for fifth, six strokes behind Ernie Els, at U.S. Open...also finished sixth at Walt Disney World/Oldsmobile Classic...had third-place finish at unofficial Lincoln-Mercury Kaplaua International to end 1997 season.

PERSONAL: After winning 1993 Monterrey Open in Mexico, gave victory speech in Spanish...knows language because of his father's Chilean heritage...did not start playing golf until he was 19...got hooked on game while attending Occidental College in Los Angeles.

PGA TOUR CAREER SUMMARY					PLAYOFF RECORD: 1-0				
Year	Events Played	Cuts Made	1st	2nd	3rd	Top 10	Top 25	Earnings	Rank
1983(AM.)	1								
1986	1								
1988	1								
1989	1								
1990	1								
1991	1								
1992	30	14				1	1	\$84,152	147
1993	2	1						\$2,738	290
1994	31	15				1	2	\$101,580	154
1996	27	21				3	7	\$223,703	100
1997	33	19				2	5	\$261,810	94
1998	25	15	1			2	7	\$590,240	47
1999	26	16	1		1	3	4	\$834,331	51
Total	180	101	2		1	12	26	\$2,098,554	145
BUY.COM TOUR									
1990	27	19		1	2	5	12	\$42,227	16
1991	27	20	2	1	3	11	15	\$106,406	2
1993	24	18	1		1	5	9	\$100,754	7
1995	25	21		1	1	6	16	\$85,704	18
1996	1	1	1			1	1	\$36,000	55
Total	104	79	4	4	7	28	53	\$371,092	
COMBINED TOTAL MONEY:								\$2,469,646	

OLIN BROWNE...continued

TOP TOURNAMENT SUMMARY

YEAR	94	96	97	98	99
Mastersn Tournament				CUT	T52
U.S. Open	T47	T101	T5	T43	CUT
PGA Championship			T53	T62	T49
THE PLAYERS Championship			CUT	CUT	CUT

1999 PGA TOUR STATISTICS

Scoring Average	71.65	(128)
Driving Distance	265.4	(163T)
Driving Accuracy Percentage	78.7	(2)
Total Driving	165	(53T)
Greens in Regulation Pct.	65.5	(63T)
Putting Average	1.832	(185)
Sand Save Percentage	55.4	(43T)
Eagles (Holes per)	288.0	(103T)
Birdies Average	2.85	(181T)
All-Around Ranking	868	(120)

MISCELLANEOUS STATISTICS

Scoring Average Before Cut	71.94	(134)
Scoring Average 3rd Round	71.33	(95T)
Scoring Average Final Round	72.80	(155T)
Birdies Conversion %	24.2	(188)
Par Breakers	16.2	(177T)

1999 Low Round: 65: 2 times, most recent 1999 Memorial Tournament/4
 Career Low Round: 63: 1997 GTE Byron Nelson Golf Classic/3
 Career Largest Paycheck: \$504,000: 1999 MasterCard Colonial/1



TOM BYRUM (BUY-rum)

EXEMPT STATUS: 80th on 1999 money list
FULL NAME: Thomas Elliott Byrum
HEIGHT: 5' 10" **WEIGHT:** 175
BIRTHDATE: September 28, 1960 **BIRTHPLACE:** Onida, SD
RESIDENCE: Sugar Land, TX plays out of Sweetwater CC
FAMILY: Wife, Dana; Brittini Rene (4/2/88), Corinne (1/29/91)
COLLEGE: New Mexico State University
SPECIAL INTERESTS: Hunting, fishing, all sports
TURNED PROFESSIONAL: 1984 **Q SCHOOL:** 1985, 1991, 1992, 1996

TOUR VICTORIES (1): 1989 Kemper Open

BEST 1999 FINISHES: 2--Michelob Championship at Kingsmill; T10--Buick Classic

1999 SEASON: Earned a spot in his second career playoff at the Michelob Championship at Kingsmill but watched Notah Begay par the second extra hole for the victory...rounds of 69-67 produced 36-hole lead...a third-round 70 had him one stroke off 54-hole lead...made par putt on 72nd hole for 68 to force playoff with Begay...on first playoff hole, had chance to win by two-putting but his first left-to-right uphill putt rolled back down the hill and he three-putted to match Begay's bogey...prior to second place finish in Williamsburg, ranked 147th on money list and in danger of losing his card...second place, worth \$270,000, moved him to 74th...prior to Michelob Championship, finished T10 at Buick Classic thanks to rounds of 68-70-70-72...also shot final-round 68 to move into T19 at Buick Open...ranked 13th in Driving Accuracy (75.1%).

CAREER HIGHLIGHTS: In 1997, had the most consistent year of his career—11 top 25s, five top 10s and 42nd on money list...hit stride in June with T9 at FedEx St. Jude Classic...posted back-to-back runner-up finishes at Canon Greater Hartford Open and Buick Open...closing 69 left him tied for second with Jeff Maggert and Brandel Chamblee, one stroke behind Canon GHO winner Stewart Cink...in next start, began final round of Buick Open tied for 18th but shot final-round 67 to finish as part of six-way tie for second...following week was ninth at PGA Championship...also

TOM BYRUM...continued

T10 at LaCantera Texas Open...nominated for Comeback Player of Year Award...lone TOUR victory came at 1989 Kemper Open...took two-stroke lead after third-round 65, then shot closing 68 for five-stroke win over Tommy Armour III, Billy Ray Brown and Jim Thorpe...brother Curt won Hardee's Golf Classic that year, making them the first brothers to win same year since Mike and Dave Hill in 1972...had two runner-up finishes prior to victory—at 1986 Southwest Golf Classic in Abilene, TX and 1988 Pensacola Open...failed to finish among top 125 on money list from 1991 through 1996, but was part of record six-man playoff at 1994 GTE Byron Nelson Classic, won by Neal Lancaster.

PERSONAL: The younger Byrum brother by two years...after graduating from high school in Onida, SD (pop. 850), joined brother Curt in Albuquerque, NM where worked at country club and was a walk-on with University of Mexico golf team...after two years, transferred to New Mexico State in Las Cruces.

PGA TOUR CAREER SUMMARY						PLAYOFF RECORD: 0-2			
Year	Events Played	Cuts Made	1st	2nd	3rd	Top 10	Top 25	Earnings	Rank
1985	1	1						\$935	257
1986	34	18		1		4	5	\$89,739	93
1987	33	23			1	5	8	\$146,384	76
1988	34	23		1		2	11	\$174,378	67
1989	32	17	1			4	7	\$320,939	32
1990	32	14			1	1	3	\$136,910	113
1991	33	16				2	2	\$68,871	153
1992	29	10			1	1	2	\$94,399	136
1993	26	12				1	2	\$82,355	154
1994	12	7		1		1	3	\$112,259	148
1995	14	10			1	2	3	\$145,427	132
1996	26	12			1	2	4	\$166,500	126
1997	27	21		2		5	11	\$525,161	42
1998	30	15				2	5	\$252,832	116
1999	27	17		1		2	5	\$495,319	80
Total	390	216	1	6	5	32	71	\$2,812,409	104
BUY.COM TOUR									
1993	2	1						\$600	250
1994	8	6				2	4	\$21,120	68
1995	8	8		1		1	6	\$29,983	63
1996	1	1						\$650	252
Total	19	16		1		3	10	\$52,354	
COMBINED TOTAL MONEY:								\$2,864,763	

TOP TOURNAMENT SUMMARY


YEAR	86	87	88	89	90	91	97	98	99
Masters Tournament					CUT				
U.S. Open	CUT				T33	CUT			
PGA Championship		T47	CUT	CUT			9	T62	
THE PLAYERS Championship		CUT	CUT	T67	CUT	CUT		CUT	70

1999 PGA TOUR STATISTICS

Scoring Average	71.23	(90T)
Driving Distance	263.1	(177)
Driving Accuracy Percentage	75.1	(13)
Total Driving	190	(98T)
Greens in Regulation Pct.	64.0	(101T)
Putting Average	1.780	(72T)
Sand Save Percentage	58.1	(25)
Eagles (Holes per)	534.0	(168)
Birdies Average	3.22	(120T)
All-Around Ranking	766	(99)

MISCELLANEOUS STATISTICS

Scoring Average Before Cut	71.36	(85)
Scoring Average 3rd Round	71.89	(138)
Scoring Average Final Round	71.53	(62T)
Birdies Conversion %	28.0	(116T)
Par Breakers	18.1	(128T)
1999 Low Round:	65:	1999 GTE Byron Nelson Classic/1
Career Low Round:	62:	1993 Anheuser-Busch Golf Classic/2
Career Largest Paycheck:	\$270,000:	1999 Michelob Championship at Kingsmill/2



MARK CALCAVECCHIA (CAL-kuh-VECK-ee-uh)

EXEMPT STATUS: 1998 tournament winner (through 2000)

FULL NAME: Mark John Calcavecchia

HEIGHT: 6' 0"

WEIGHT: 200

BIRTHDATE: June 12, 1960

BIRTHPLACE: Laurel, NE

RESIDENCE: West Palm Beach, FL; plays out of Old Marsh GC, Palm Beach Gardens, FL

FAMILY: Wife, Sheryl; Britney Jo (8/8/89), Eric Jordan (1/1/94)

COLLEGE: University of Florida

SPECIAL INTERESTS: Bowling, music, guitar

TURNED PROFESSIONAL: 1981

Q SCHOOL: Spring 1981, Fall 1982, 1983

TOUR VICTORIES (9): 1986 Southwest Golf Classic. 1987 Honda Classic. 1988 Bank of Boston Classic. 1989 Phoenix Open, Nissan Los Angeles Open. 1992 Phoenix Open. 1995 BellSouth Classic. 1997 Greater Vancouver Open. 1998 Honda Classic

INTERNATIONAL VICTORIES (5): 1988 Australian Open. 1989 British Open. 1993 Argentine Open. 1995 Argentine Open. 1997 Subaru Sarazen World Open

BEST 1999 FINISHES: T3--Canon Greater Hartford Open; T8--Greater Milwaukee Open; T9--Southern Farm Bureau Classic; T10--THE PLAYERS Championship

1999 SEASON: Ranked among the top-60 on the PGA TOUR money list for the 16th consecutive season thanks to trademark consistency during the year...first of four top-10 finishes at THE PLAYERS Championship where he rebounded from an opening 76 to shoot 70-72-73 for a T10...during the week, 120 of his 291 strokes were putts and in second round, in desperation, tried putting for seven holes with his eyes closed...at Honda Classic, used long-putter for 14 holes before throwing it into lake...finished round putting with either 2-iron or pitching wedge...after opening 64, was two strokes off lead at Greater Milwaukee Open...followed with 70-69-68 for T8...two starts later, rounds of 67-67-68-64 good for T3 at Canon Greater Hartford Open...fourth top-10 of year came at Southern Farm Bureau Classic, where rounds of 72-69-68 produced a T9...needed to finish 5th or better to break into top 50 in Official World Golf Rankings and earn a berth into the World Golf Championships-American Express Championship in Spain.

CAREER HIGHLIGHTS: Won 1989 British Open at Royal Troon...defeated Wayne Grady and Greg Norman in first playoff using Royal & Ancient's multi-hole system...sealed victory with 5-iron shot to seven feet on fourth and final hole...won twice in U.S. earlier that year...closed with 65-64 to win Phoenix Open by seven strokes over Chip Beck...trailed Sandy Lyle by two strokes after third round of Nissan Los Angeles Open, but closing 68 was good for one-stroke victory...won again at TPC of Scottsdale in 1992, this time by five after final-round 63...after trailing Jim Gallagher, Jr. and Stephen Keppler by two entering final day, closed with 66 for two-stroke victory at 1995 BellSouth Classic...earned 9th TOUR title at 1998 Honda Classic, which ignited a string of 7 top-10 finishes...third-round 68 earned him one-stroke lead and final-round 65 good for three-stroke victory...T4 next week at Bay Hill and solo-4th at THE PLAYERS Championship...shot final-round 66 to finish second by one stroke at Las Vegas Invitational...first TOUR victory came at 1986 Southwest Golf Classic, by three over Tom Byrum...hasn't finished outside top-50 on money list since 1986...December 1993 skiing accident hampered him early in 1994, but came back to finish T9 at Buick Invitational of California after cartilage damage and torn ACL were surgically repaired...won 1995 Franklin Templeton Shootout with Steve Elkington...winner of 1976 Florida State Junior and Orange Bowl Championships...first team all-Southeastern Conference in 1979.

PERSONAL: Father was bowling center proprietor and at age 13, Mark had 185 average...concentrated on golf when family moved from Nebraska to Florida...wife Sheryl occasionally caddies for him.

PGA TOUR CAREER SUMMARY					PLAYOFF RECORD: 0-3				
Year	Events Played	Cuts Made	1st	2nd	3rd	Top 10	Top 25	Earnings	Rank
1981	7	1						\$404	313
1982	25	14				1	5	\$25,064	135
1983	20	9				1	2	\$16,313	161
1984	25	14				1	1	\$29,660	140
1985	15	7					2	\$15,957	162
1986	17	9	1			5	8	\$155,012	58
1987	26	20	1	2	3	9	12	\$522,398	10
1988	33	28	1	4	1	12	18	\$751,912	6
1989	25	18	2	1	2	10	13	\$807,741	5
1990	27	22		5	1	9	14	\$834,281	7

continued on page 2-37

MARK CALCAVECCHIA...continued

CAREER SUMMARY (cont.)

Year	Events Played	Cuts Made	1st	2nd	3rd	Top 10	Top 25	Earnings	Rank
1991	24	17			1	6	8	\$323,621	50
1992	27	22	1			4	6	\$377,234	39
1993	30	20		3		6	13	\$630,366	21
1994	27	18		1	2	6	13	\$533,201	30
1995	29	25	1	2		6	13	\$843,552	13
1996	29	24			2	6	12	\$628,851	29
1997	27	23	1	1		7	17	\$1,117,365	14
1998	27	22	1	1	1	7	13	\$1,368,554	12
1999	29	22			1	4	10	\$733,971	59
Total	469	335	9	20	14	100	180	\$9,715,456	11

TOP TOURNAMENT SUMMARY

YEAR	86	87	88	89	90	91	92	93	94	95	96	97	98	99
Masters Tournament		T17	2	T31	T20	T12	T31	T17	CUT	T41	T15	T17	T16	CUT
U.S. Open	14	T17	T62	T61	CUT	T37	T33	T25	CUT	CUT	CUT	CUT	CUT	CUT
British Open Championship		T11	CUT	1	CUT	CUT	T28	T14	T11	T24	T41	T10	T35	CUT
PGA Championship		CUT	T17		CUT	T32	T48	T31	CUT	CUT	T36	T23	T44	T61
THE PLAYERS Championship		T50	T64	CUT	2	CUT	73	CUT	T23	T18	T29	T24	4	T10
THE TOUR Championship		T5	T3	T9	T14			T7	T24	T27	T15	T4	29	
WGC Andersen Consulting Match Play														T33

NATIONAL TEAMS: Ryder Cup (3), 1987, 1989, 1991; Kirin Cup 1987; Asahi Glass Four Tours World Championship of Golf (2), 1989, 1990; Dunhill Cup (2), 1989, 1990; The Presidents Cup, 1998

1999 PGA TOUR STATISTICS

Scoring Average	71.07	(75)
Driving Distance	274.7	(74T)
Driving Accuracy Percentage	69.2	(84T)
Total Driving	158	(43T)
Greens in Regulation Pct.	66.9	(31T)
Putting Average	1.801	(136)
Sand Save Percentage	55.6	(40T)
Eagles (Holes per)	837.0	(180)
Birdies Average	3.61	(29)
All-Around Ranking	649	(68)

MISCELLANEOUS STATISTICS

Scoring Average Before Cut	71.22	(68T)
Scoring Average 3rd Round	71.86	(133T)
Scoring Average Final Round	72.25	(112)
Birdies Conversion %	30.0	(40T)
Par Breakers	20.2	(36T)

1999 Low Round: 64: 2 times, most recent 1999 Canon Greater Hartford Open/4
Career Low Round: 62: 1996 Phoenix Open/4
Career Largest Paycheck: \$324,000: 1998 Honda Classic/1



JIM CARTER

EXEMPT STATUS: 85th on 1999 money list

FULL NAME: Jim Laver Carter

HEIGHT: 6' 0"

BIRTHDATE: June 24, 1961

RESIDENCE: Scottsdale, AZ

FAMILY: Wife, Cyndi; Shane (10/5/91), Brant (3/7/95), Race (4/3/97)

COLLEGE: Arizona State University (1984, Business)

SPECIAL INTERESTS: Family, sports

TURNED PROFESSIONAL: 1985

WEIGHT: 175

BIRTHPLACE: Spring Lake, NC

Q SCHOOL: 1985, 1986

BEST CAREER FINISH: T3--1989 AT&T Pebble Beach National Pro-Am, 1995 Anheuser-Busch Golf Classic, 1996 Buick Open, 1998 Freeport-McDermott Classic.

BUY.COM TOUR VICTORIES (1): 1994 New Mexico Charity Classic

BEST 1999 FINISH: T5--Buick Classic

JIM CARTER...continued

1999 SEASON: Another impressive season of consistency...at one point during the year, made 15 consecutive cuts, beginning with Touchstone Energy Tucson Open and running through the John Deere Classic...earned his first top-10 of year and the 21st of his career at Buick Classic...shared 54-hole lead with eventual winner Duffy Waldorf after rounds of 67-72-66...a closing 74 produced T5 worth \$84,750...shared 36-hole lead at National Car Rental Golf Classic at Walt Disney World Resort with 67-65 start...shot 71-76 on weekend and finished T11...also finished T13 at Greater Greensboro Chrysler Classic and shot 68-66 on weekend to finish T11 at MasterCard Colonial...ranked 16th in sand saves (59.4%).

CAREER HIGHLIGHTS: Finished 33rd on PGA TOUR money list in 1989, year that saw him record six top-10 finishes, including three in first five starts...led rain-shortened Hawaiian Open through 36 holes that year, but closing 70 placed him fourth, three strokes behind winner Gene Sauers...tied for third at 1989 AT&T Pebble Beach National Pro-Am, three strokes behind Mark O'Meara...second best year on TOUR came in 1998, finishing among top 75 on money list for first time since 1989...among top 25 eight times, including three top-10s...best finish of '98 a tie for third at Freeport-McDermott Classic...lost TOUR playing privileges after 1990...victory at 1994 New Mexico Charity Classic and three runner-up finishes that year helped him to fourth on BUY.COM TOUR money list, good for spot on PGA TOUR in 1995...held one-stroke lead over Jim Gallagher, Jr., Blaine McCallister and Ted Tryba through 54 holes of 1995 Anheuser-Busch Classic, but dropped to T3 after closing 71...also tied for third at 1996 Buick Open...after joining golf team as walk-on, won 1983 NCAA Championship during brilliant career at Arizona State...twice named first-team All-America...named school's Athlete of the Year in 1984...two-time winner of Arizona State Amateur (1981, 1984), Southwest Amateur (1983, 1984) and Arizona Open (1989, 1996)...in 1997, made second career appearance among top 100 on PGA TOUR money list...season's best finish came at Buick Classic where he closed with 65 to finish alone in fifth place...also finished ninth at Buick Challenge, closing year making six straight cuts...

PERSONAL: Inducted into Arizona State University Sports Hall of Fame in 1995...said about his 1992 season: "took early retirement while I was young enough to enjoy it"...enjoys outdoors, hiking, mountain biking, exercise and fitness, as well as a good sunset and time spent with friends.

PGA TOUR CAREER SUMMARY					PLAYOFF RECORD: 0-0				
Year	Events Played	Cuts Made	1st	2nd	3rd	Top 10	Top 25	Earnings	Rank
1985(AM.)	1								
1987	32	20				1	5	\$60,102	134
1988	30	19				5	10	\$191,489	60
1989	32	22			1	6	13	\$319,719	33
1990	32	12					2	\$54,392	172
1991	7	1						\$2,450	278
1993	1	1						\$2,753	289
1994	1								
1995	30	19			1	1	3	\$180,664	102
1996	31	25			1	2	5	\$223,696	101
1997	29	21				2	7	\$279,834	88
1998	32	22			1	3	8	\$407,184	71
1999	28	19				1	8	\$459,026	85
Total	286	181			4	21	61	\$2,181,308	141
BUY.COM TOUR									
1991	16	9					5	\$10,265	94
1992	4	2						\$1,755	200
1993	23	18		1		6	11	\$49,922	32
1994	20	18	1	3		8	12	\$142,750	4
Total	63	47	1	4		14	28	\$204,691	
COMBINED TOTAL MONEY:								\$2,385,999	

TOP TOURNAMENT SUMMARY

YEAR	87	88	89	90	96	97	98	99
U.S. Open	T71	T55	CUT					T46
PGA Championship		T66	CUT			CUT	T56	CUT
THE PLAYERS Championship		T58	T45	CUT	T33	CUT	CUT	T71

1999 PGA TOUR STATISTICS

Scoring Average	70.89	(57T)
Driving Distance	266.3	(156)
Driving Accuracy Percentage	70.3	(71T)
Total Driving	227	(152)
Greens in Regulation Pct.	63.6	(116T)
Putting Average	1.783	(86T)
Sand Save Percentage	59.4	(16T)
Eagles (Holes per)	192.0	(43T)
Birdies Average	3.21	(122T)
All-Around Ranking	667	(73)


MISCELLANEOUS STATISTICS

Scoring Average Before Cut	70.88	(38T)
Scoring Average 3rd Round	72.19	(152)
Scoring Average Final Round	72.45	(129T)
Birdies Conversion %	28.0	(116T)
Par Breakers	18.3	(117T)

1999 Low Round: 65: 2 times, most recent 1999 National Car Rental Golf Classic/Disney/2

Career Low Round: 61: 1989 Centel Classic/2

Career Largest Paycheck: \$84,750: 1999 Buick Classic/T5



GREG CHALMERS

EXEMPT STATUS: 114th on 1999 money list
HEIGHT: 6'0"
BIRTHDATE: October 11, 1973
RESIDENCE: Perth, Western Australia
FAMILY: Single
SPECIAL INTERESTS: Reading, bodysurfing
TURNED PROFESSIONAL: 1995
WEIGHT: 185
BIRTHPLACE: Sydney, Australia
Q SCHOOL: 1998

BEST PGA TOUR CAREER FINISH: T10--1999 Doral-Ryder Open.

INTERNATIONAL VICTORIES (2): 1997 ANZ Players Championship. 1998 Holden Australian Open. (both Aus)

BEST 1999 FINISHES: T10--Doral-Ryder Open

1999 SEASON: Made most of his rookie season on PGA TOUR, playing in 34 events and recording seven top-25 finishes...first top-10 of his career came at Doral-Ryder Open...shot 71-66 and trailed 36-hole leader Greg Kraft by two strokes...on weekend rounds of 72-70 good for T10 and \$69,000...missed only six cuts in final 22 events entered...finished T17 at Motorola Western Open, T22 at Buick Classic, T21 at Air Canada Championship, T15 at Bell Canadian Open, T24 at Michelob Championship at Kingsmill and T21 at Southern Farm Bureau Classic...ranked fourth in Sand Saves (62.2%).

CAREER HIGHLIGHTS: Prior to 1999, participated in two PGA TOUR events—1998 British Open Championship and 1998 PGA Championship...earned membership on PGA TOUR by finishing fourth at 1998 National Qualifying Tournament...in Dec. 1998, defeated Stuart Appleby and Peter Senior by one stroke to win the Holden Australian Open...became first player on Australasian Tour since Bob Shearer to win Australian Open and Australian Amateur...first left-hander to win Open since Claude Felstead in 1909...also tied for second at 1998 Victoria Open and third at the Australasian Tour Championship...recorded two second-place finishes on 1998 South Africa Tour—National Car Rental English and Turespana Masters...1993 Australian Amateur Champion...1994 Eisenhower Cup representative...1994 French Amateur Champion...1995 Australasian Tour Rookie of the Year after three top-10s...won 1995 Foundation Tour Order of Merit...won Western Australia Championship and Nedlands Masters in 1995.

PERSONAL: Nicknamed "Snake" by Australasian Tour peers...parents own a McDonalds franchise in Perth...writes columns for "Golf World International" magazine about experiences in U.S....enjoys John Grishman novels...plays lefthanded.

PGA TOUR CAREER SUMMARY						PLAYOFF RECORD: 0-0			
Year	Events Played	Cuts Made	1st	2nd	3rd	Top 10	Top 25	Earnings	Rank
1998	2	1						\$10,305	273
1999	34	20				1	7	\$362,635	114
Total	36	21				1	7	\$372,940	348

TOP TOURNAMENT SUMMARY

YEAR	98
British Open Championship	T57
PGA Championship	CUT

1999 PGA TOUR STATISTICS

Scoring Average	71.15	(83)
Driving Distance	276.0	(59T)
Driving Accuracy Percentage	65.8	(142T)
Total Driving	201	(120T)
Greens in Regulation Pct.	64.0	(101T)
Putting Average	1.777	(61T)
Sand Save Percentage	62.2	(4)
Eagles (Holes per)	212.0	(56)
Birdies Average	3.55	(38T)
All-Around Ranking	544	(42)

MISCELLANEOUS STATISTICS

Scoring Average Before Cut	71.29	(75)
Scoring Average 3rd Round	70.65	(43)
Scoring Average Final Round	71.45	(58)
Birdies Conversion %	30.8	(27T)
Par Breakers	20.2	(36T)

1999 Low Round: 65: 1999 Air Canada Championship/3
Career Low Round: 65: 1999 Air Canada Championship/3
Career Largest Paycheck: \$69,000: 1999 Doral-Ryder Open/T10



BRANDEL CHAMBLEE (BRAN-di SHAM-blee)

EXEMPT STATUS: 1998 tournament winner (through 2000)
FULL NAME: Brandel Eugene Chamblee
HEIGHT: 5' 10" **WEIGHT:** 155
BIRTHDATE: July 2, 1962 **BIRTHPLACE:** St. Louis, MO
RESIDENCE: Phoenix, AZ
FAMILY: Wife, Karen; Brandel, Jr. (1/7/97)
COLLEGE: University of Texas
SPECIAL INTERESTS: Tennis, horses
TURNED PROFESSIONAL: 1985 **Q SCHOOL:** 1987, 1990, 1991, 1992

TOUR VICTORIES (1): 1998 Greater Vancouver Open

BUY.COM TOUR VICTORIES (1): 1990 New England Classic

BEST 1999 FINISHES: T5--Bay Hill Invitational; T6--Las Vegas Invitational.

1999 SEASON: A successful follow-up season to his first TOUR victory in 1998...among the top100 on the TOUR money list for the fifth straight year...was four strokes back through 54 holes at Bay Hill Invitational after rounds of 70-69-67...final-round 74 good for T5, six strokes out of Tim Herron-Tom Lehman playoff...impressive performance several starts later at Masters Tournament...in his first visit to Augusta National, shot first-round 69 and shared first-round lead with Nick Price, Scott McCarron and Davis Love III...followed with rounds of 73-75-72 to finish T18, missing by two spots an invitation...second top-10 of the year came at Las Vegas Invitational, where rounds of 66-68-67-73-67 was good for T6...looked good early at the Sony Open in Hawaii, taking the 36-hole lead after rounds of 68-66 but dropped to T48 with 74-75 on weekend

CAREER HIGHLIGHTS: Earned his first PGA TOUR victory at 1998 Greater Vancouver Open...opened with 67 and was third...second-round 64 moved him into tie for lead with Chris DiMarco...added a 68 on Saturday and fell one stroke behind Payne Stewart...made 36-foot birdie putt on the 72nd hole to cap a 5-under-par 66 and a 19-under 265 for a three-stroke victory over Stewart...in 1997, finished second twice and earned over \$300,000 for first time in his career...at Quad City Classic, followed an opening 71 with a pair of 65s and 67 for second place finish...at Canon Greater Hartford Open, shot 66 on Sunday to move into runner-up spot...only playoff of career came at 1996 BellSouth Classic...made up seven-shot deficit with closing 67 to catch Paul Stankowski...lost playoff on first extra hole when Stankowski birdied...led Davis Love III by two strokes entering final round of 1994 Honda Classic...closing 71 left him two strokes behind winner Nick Price...held 36-hole lead at 1995 Buick Invitational before finishing tied for eighth...member of BUY.COM TOUR in 1990, its inaugural season...won 1990 New England Classic with 1-under-par 215 total...enjoyed exceptional career at University of Texas, where he was a first-team All-American in 1983 and second-team in 1982 and 1984...winner of 1983 Southwest Conference Championship and 1984 Morris Williams Tournament...won 1983 Rice Planters Amateur.

PERSONAL: While growing up, rode cutting horses and roped calves on ranch at current site of TPC at Las Colinas in Irving, TX...after an unpleasant first experience with golf at age seven, didn't touch a club for five years...taught himself golf swing by mimicking those he saw on television.

PGA TOUR CAREER SUMMARY						PLAYOFF RECORD: 0-1			
Year	Events Played	Cuts Made	1st	2nd	3rd	Top 10	Top 25	Earnings	Rank
1983(AM.)	1	1							
1984(AM.)	2								
1985	1	1						\$1,190	239
1987	4								
1988	29	10				1	1	\$33,618	166
1989	4								
1991	30	12				1	3	\$64,141	161
1992	28	15				2	6	\$97,921	133
1993	29	13				2	4	\$126,940	119
1994	27	20			1	1	3	\$161,018	111
1995	25	13				3	8	\$213,796	86
1996	23	10		1		2	3	\$233,265	94
1997	26	15		2		3	5	\$334,664	70
1998	25	17	1			4	9	\$755,936	37
1999	24	13				2	7	\$414,994	96
Total	278	140	1	3	1	19	49	\$2,437,483	119
BUY.COM TOUR									
1990	28	22	1	1		10	16	\$73,251	7
1991	1	1				1	1	\$4,050	141
Total	29	23	1	1		11	17	\$77,301	
COMBINED TOTAL MONEY:								\$2,514,783	

BRANDEL CHAMBLEE...continued

TOP TOURNAMENT SUMMARY

YEAR	87	92	94	95	96	97	98	99
Masters Tournament								T18
U.S. Open	CUT	CUT					CUT	T46
British Open Championship	T66			CUT				
PGA Championship				CUT	CUT	CUT		CUT
THE PLAYERS Championship			T69	CUT	CUT	CUT	T42	CUT


1999 PGA TOUR STATISTICS

Scoring Average	71.30	(98)
Driving Distance	268.7	(134T)
Driving Accuracy Percentage	67.4	(114T)
Total Driving	248	(166T)
Greens in Regulation Pct.	63.8	(110T)
Putting Average	1.785	(95T)
Sand Save Percentage	50.4	(105T)
Eagles (Holes per)	273.6	(91)
Birdies Average	3.25	(109)
All-Around Ranking	856	(118)

MISCELLANEOUS STATISTICS

Scoring Average Before Cut	72.12	(148)
Scoring Average 3rd Round	71.57	(115T)
Scoring Average Final Round	72.00	(94T)
Birdies Conversion %	28.3	(107T)
Par Breakers	18.4	(111T)

1999 Low Round: 65: 1999 Greater Milwaukee Open/1
 Career Low Round: 62: 1996 GTE Byron Nelson Golf Classic/2
 Career Largest Paycheck: \$360,000: 1998 Greater Vancouver Open/1



BARRY CHEESMAN

EXEMPT STATUS: 95th on 1999 money list

FULL NAME: Barry Glenn Cheesman

HEIGHT: 6' 2"

BIRTHDATE: August 29, 1959

RESIDENCE: Sarasota, FL

FAMILY: Wife, Kerry; Aaron (9/25/81)

SPECIAL INTERESTS: Family, baseball

TURNED PROFESSIONAL: 1986

WEIGHT: 220

BIRTHPLACE: Galesburg, IL

Q SCHOOL: 1987, 1990, 1992

BEST CAREER FINISH: 3--1998 Michelob Championship at Kingsmill.

BUY.COM TOUR VICTORIES (2): 1990 Quail Hollow Open. 1997 Hershey Open

BEST 1999 PGA TOUR FINISHES: 4--Michelob Championship at Kingsmill; T5--Touchstone Energy Tucson Open; T9--GTE Byron Nelson Classic

1999 SEASON: For second time in his career and second consecutive season among top 100 on PGA TOUR money list...his three top-10s a career best...earned his first of the season and fourth career top-10 at Touchstone Energy Tucson Open...shot 71-66-69 for share of the 54-hole lead...final-round 72 produced a T5...recorded a career-best 63 to open GTE Byron Nelson Classic and followed with rounds of 70-69-70 for T9...third top-10 of season came at Michelob Championship, site of his best-ever TOUR finish...rounds of 73-68-68-67 good for fourth place at Kingsmill...opened with a 67-68 and was three strokes out of the lead through 36 holes at the National Car Rental Golf Classic at Walt Disney World Resort...closed with a pair of 73s and finished T28 in final event of the year...ranked seventh in driving distance with 287.1 average.

CAREER HIGHLIGHTS: In 1998, among the top 125 on the PGA TOUR money list for the first time since turning professional in 1986...had a career-best third place finish at Michelob Championship, where he shot 69-68-69-66 for solo third...jumped from 135th on money list to 87th thanks to \$129,200...earlier in year was T10 at Nissan Open and T12 at FedEx St. Jude Classic...won 1997 Hershey Open and had six other top-10 finishes en route to sixth-place finish on BUY.COM TOUR money list...winner 1990 Quail Hollow Open and 1986 Florida State Amateur Championship...prior to 1998 third-place at Michelob Championship, his best finish on PGA TOUR was a T10 at the 1993 New England Classic.

PERSONAL: Played professional baseball as a minor league catcher in three different organizations...counts qualifying for PGA TOUR on first try in 1988 as one of his big thrills as a professional...nicknamed "Big Cheese" which is embroidered on back of his golf caps.

BARRY CHEESMAN...continued

PGA TOUR CAREER SUMMARY

PLAYOFF RECORD: 0-0

Year	Events Played	Cuts Made	1st	2nd	3rd	Top 10	Top 25	Earnings	Rank
1988	30	6					2	\$26,476	183
1989	8	2					2	\$11,155	207
1990	1								
1991	28	6					1	\$25,156	200
1992	1	1						\$722	312
1993	30	13				1	2	\$66,748	168
1994	1								
1995	1	1						\$1,960	352
1998	32	15			1	2	5	\$310,535	100
1999	34	17				3	3	\$417,728	95
Total	166	61			1	6	15	\$860,479	266
BUY.COM TOUR									
1990	27	19	1		1	3	10	\$44,068	13
1991	2	1					1	\$1,600	192
1992	6	4				2	2	\$7,193	121
1994	1								
1997	25	19	1	1		7	13	\$120,033	6
Total	61	43	2	1	1	12	26	\$172,894	
COMBINED TOTAL MONEY:								\$1,033,373	

TOP TOURNAMENT SUMMARY

YEAR	93	99
U.S. Open Championship	CUT	CUT
THE PLAYERS Championship		T58


1999 PGA TOUR STATISTICS

Scoring Average	71.86	(140)
Driving Distance	287.1	(7T)
Driving Accuracy Percentage	60.4	(180T)
Total Driving	187	(89T)
Greens in Regulation Pct.	63.4	(121T)
Putting Average	1.820	(170)
Sand Save Percentage	47.5	(141T)
Eagles (Holes per)	291.0	(107)
Birdies Average	3.14	(140T)
All-Around Ranking	1,006	(155)

MISCELLANEOUS STATISTICS

Scoring Average Before Cut	72.29	(162)
Scoring Average 3rd Round	71.69	(124T)
Scoring Average Final Round	73.38	(177)
Birdies Conversion %	27.6	(131T)
Par Breakers	17.8	(137T)

1999 Low Round: 63: 1999 GTE Byron Nelson Classic/1
 Career Low Round: 63: 1999 GTE Byron Nelson Classic/1
 Career Largest Paycheck: \$129,200: 1998 Michelob Championship at Kingsmill/3



MICHAEL CHRISTIE

EXEMPT STATUS: Special Medical Extension (Major)

FULL NAME: Michael Delmar Christie

HEIGHT: 5' 8"

WEIGHT: 170

BIRTHDATE: June 25, 1969

BIRTHPLACE: Greenville, SC

RESIDENCE: Greenville, SC; plays out of Green Valley

FAMILY: Single

COLLEGE: University of South Carolina (1992, Retailing)

SPECIAL INTERESTS: Fishing

TURNED PROFESSIONAL: 1993

JOINED TOUR: 1997

BEST CAREER FINISH: T6--1997 Greater Vancouver Open.

BEST 1999 FINISH: Did not make a cut in 3 events

BUY.COM TOUR VICTORIES (4): 1995 Carolina Classic. 1996 Greater Greenville Classic, Permian Basin Open, Utah Classic

MICHAEL CHRISTIE...continued

1999 SEASON: Limited play due to continued back problems...started three PGA TOUR events but missed the cut in all three...also had four starts on the BUY.COM TOUR, where he was unable to make a cut...will use special medical extension in 2000, under which he will have to earn \$157,911 in five events to retain fully exempt status...suffered from back, neck and shoulder pain throughout 1998 season...source of discomfort diagnosed as herniated disk in cervical spine, for which he underwent spinal fusion.

CAREER HIGHLIGHTS: One of two three-time winners on the BUY.COM TOUR in 1996, along with Stewart Cink...earned his PGA TOUR card as BUY.COM TOUR's second-leading money winner...won Greater Greenville Classic, Permian Basin Open and Utah Classic...also had three second-place finishes that year...in 1995, was a Monday qualifier into field at Carolina Classic and won the tournament...victory came on his 26th birthday...before earning his PGA TOUR card, qualified for two U.S. Opens, finishing tied for 52nd in 1993 and tied for 79th in 1996...1997 was his rookie season on PGA TOUR...made six of first nine cuts and best finish of year was a tie for sixth at Greater Vancouver Open, his first career top-10 finish on TOUR...assured return to PGA TOUR in 1998 during three-tournament stretch in September and October with T20 at LaCantera Texas Open, T23 at B.C. Open and T9 at Buick Challenge, earning \$50,525 during stretch...ranked 10th in putting in 1998 with 1.751 putts/GIR.

PERSONAL: College teammate of 1998 PGA TOUR member Brett Quigley...brother Jimmy caddies for him.

PGA TOUR CAREER SUMMARY						PLAYOFF RECORD: 0-0			
Year	Events Played	Cuts Made	1st	2nd	3rd	Top 10	Top 25	Earnings	Rank
1993	1	1						\$6,526	256
1996	1	1						\$5,505	308
1997	33	17				2	8	\$204,883	112
1998	20	3						\$16,559	254
1999	3								
Total	58	22				2	8	\$233,473	385
BUY.COM TOUR									
1994	2	2					1	\$1,780	193
1995	18	13	1			4	5	\$66,644	27
1996	26	14	3	3		9	12	\$93,971	2
1997	1	1						\$926	238
1999	4								
Total	51	30	4	3		13	18	\$263,321	
COMBINED TOTAL MONEY:								\$496,794	

PGA TOUR TOP TOURNAMENT SUMMARY

YEAR	93	96	98
U.S. Open Championship	T52	T79	
THE PLAYERS Championship		CUT	


1999 PGA TOUR STATISTICS

Scoring Average	73.74	(N/A)
Driving Distance	269.6	(N/A)
Driving Accuracy Percentage	47.6	(N/A)
Total Driving		(N/A)
Greens in Regulation Pct.	48.1	(N/A)
Putting Average	1.808	(N/A)
Sand Save Percentage	47.6	(N/A)
Birdies Average	2.17	(N/A)

MISCELLANEOUS STATISTICS

Scoring Average Before Cut	75.33	(N/A)
Birdies Conversion %	25.0	(N/A)
Par Breakers	12.0	(N/A)

1999 Low Round: 72: 2 times, most recent 1999 Motorola Western Open/2
 Career Low Round: 65: 2 times, most recent 1997 Greater Vancouver Open/4
 Career Largest Paycheck: \$45,375: 1997 Greater Vancouver Open/16



STEWART CINK (SINK)

EXEMPT STATUS: 32nd on 1999 money list

FULL NAME: Stewart Ernest Cink

HEIGHT: 6' 4"

BIRTHDATE: May 21, 1973

RESIDENCE: Duluth, GA; plays out of East Lake GC

FAMILY: Wife, Lisa; Connor Stewart (9/13/93), Reagan Braswell (4/8/97)

COLLEGE: Georgia Tech (1995, Management)

SPECIAL INTERESTS: Family, boating, water sports, mountain biking, BBQ

TURNED PROFESSIONAL: 1995

WEIGHT: 205

BIRTHPLACE: Huntsville, AL

JOINED TOUR: 1997

TOUR VICTORIES (1): 1997 Canon Greater Hartford Open

INTERNATIONAL VICTORIES (1): 1996 Mexican Open

BUY.COM TOUR VICTORIES (3): 1996 Ozarks Open, Colorado Classic, BUY.COM TOUR Championship

BEST 1999 FINISHES: 2--BellSouth Classic; T3--PGA Championship; T4--WGC American Express Championship; T6--Buick Challenge; T8--Canon Greater Hartford Open; T9--WGC Andersen Consulting Match Play, The Reno-Tahoe Open; T10--Phoenix Open.

BEST 1999 INTERNATIONAL FINISH: T3--1999 Tokai Classic (Jpn.)

1999 SEASON: Continues to develop as one of the game's young stars...another outstanding season, which produced a career-best eight top-10 finishes and a 32nd place spot on the TOUR money list...for second straight year, missed earning a place in THE TOUR Championship by one spot...was 31st on the money list after finishing T11 at National Car Rental Golf Classic at Disney World Resort...was \$14,600 behind No. 30 Duffy Waldorf...first top-10 of year came at Phoenix Open where rounds of 74-69-71-69 good for T10...defeated Payne Stewart and Craig Parry before losing to Tiger Woods in the third round for a T9 at the World Golf Championships-Andersen Consulting Match Play Championship...earned a share of the 54-hole lead at the BellSouth Classic with 71-65-66 start...closing 70 left him one stroke behind winner David Duval, who shot 67...was his third career runnerup finish...earned third top-10 at Canon GHO, where rounds of 64-68-68-68 produced a T8...had his best-ever finish in a major at the PGA Championship...rounds of 69-70-68-73...he stood two strokes out of the lead through 54 holes and finished T3...another T9 came at Reno-Tahoe Open after 68-70-73-71...closed season at World Golf Championships-American Express Championship, where he shot 75-65-71-73 and finished T4...ranked seventh in third-round scoring average with 69.85.

CAREER HIGHLIGHTS: Voted 1997 PGA TOUR Rookie of the Year after victory at the Canon Greater Hartford Open and \$809,580 in earnings...was only rookie to qualify for THE TOUR Championship and finished season ranked 29th in official earnings...first player to be named BUY.COM TOUR Player of the Year and PGA TOUR Rookie of the Year in successive seasons...came from behind to earn his first TOUR victory...started final round in fifth place, four strokes behind leader Jeff Maggert...closing 66 good for one stroke victory over Brandel Chamblee, Tom Byrum and Maggert...finished second at Buick Challenge, four behind Davis Love III...also was sixth at Buick Classic and tied for ninth at Bob Hope Chrysler Classic...in 1998, recorded six top-10s and almost became first to successfully defend a Canon GHO...a final-round 67 moved him into playoff with Olin Browne and Larry Mize and Browne won with a chip-in birdie...was also in top 25 in seven of his first eight cuts madenamed BUY.COM TOUR Player of the Year after his record-setting 1996 season...established BUY.COM TOUR record for earnings in a season with \$251,699...won three tournaments--Ozarks Open, Colorado Classic and BUY.COM TOUR Championship...posted 14 top-10 finishes in 21 starts...tied for 16th at 1996 U.S. Open to earn invitation to 1997 Masters Tournament...tied for 18th in first professional start at 1995 Canon Greater Hartford Open...a three-time All-American (1993-95) at Georgia Tech...received 1995 Dave Williams, Haskins and Jack Nicklaus Awards as country's top collegiate golfer.

PERSONAL: Took up game when his parents, still single-digit handicappers, left him at driving range before he was old enough to go on the course...was a husband and a father while still at Georgia Tech...member of East Lake GC, site of 1998 and 2000 TOUR Championship.

STEWART CINK...continued

PGA TOUR CAREER SUMMARY						PLAYOFF RECORD: 0-1			
Year	Events Played	Cuts Made	1st	2nd	3rd	Top 10	Top 25	Earnings	Rank
1995(AM.)	1	1							
1995	5	4				1	2	\$58,426	192
1996	5	5				1	4	\$108,710	158
1997	31	19	1	1		4	13	\$809,580	29
1998	28	23		1		6	15	\$833,648	31
1999	27	21		1	1	8	14	\$1,255,100	32
Total	97	73	1	3	1	20	48	\$3,065,465	100
BUY.COM TOUR									
1995	3	1					1	\$2,936	180
1996	21	18	3	2	1	14	17	\$251,699	1
Total	24	19	3	2	1	14	18	\$254,635	
1999 INTERNATIONAL SUMMARY									
Japanese PGA									
1999	1	1			1	1	1	\$48,422	

PGA TOUR TOP TOURNAMENT SUMMARY

YEAR	96	97	98	99
Masters Tournament		CUT	T23	T27
U.S. Open	T16	T13	T10	T32
British Open			T66	CUT
PGA Championship		CUT	CUT	T3
THE PLAYERS Championship			T42	CUT
THE TOUR Championship		24		
WGC Andersen Consulting Match Play				T9
WGC American Express Championship				T4

1999 PGA TOUR STATISTICS

Scoring Average	70.24	(20T)
Driving Distance	276.9	(48)
Driving Accuracy Percentage	66.8	(126T)
Total Driving	174	(71)
Greens in Regulation Pct.	66.5	(39T)
Putting Average	1.768	(36T)
Sand Save Percentage	60.0	(13)
Eagles (Holes per)	270.0	(87T)
Birdies Average	3.59	(32)
All-Around Ranking	401	(14)


MISCELLANEOUS STATISTICS

Scoring Average Before Cut	70.89	(40)
Scoring Average 3rd Round	69.85	(7)
Scoring Average Final Round	70.70	(12)
Birdies Conversion %	30.0	(40T)
Par Breakers	20.3	(31T)

1999 Low Round: 64: 2 times, most recent 1999 Canon Greater Hartford Open/1

Career Low Round: 64: 5 times, most recent 1999 Canon Greater Hartford Open/1

Career Largest Paycheck: \$270,000: 2 times, most recent 1999 BellSouth Classic/2



Russ Cochran

EXEMPT STATUS: 129th on 1999 money list

FULL NAME: Russell Earl Cochran

HEIGHT: 6' 0"

WEIGHT: 160

BIRTHDATE: October 31, 1958

BIRTHPLACE: Paducah, KY

RESIDENCE: Paducah, KY

FAMILY: Wife, Jackie; Ryan (9/4/83), Reed (9/29/85), Case (4/5/89), Kelly Marie (2/21/92)

COLLEGE: University of Kentucky

SPECIAL INTERESTS: Basketball

TURNED PROFESSIONAL: 1979

Q SCHOOL: 1982

TOUR VICTORIES (1): 1991 Centel Western Open

BEST 1999 FINISHES: T7--National Car Rental Golf Classic/Disney; T9--The Reno-Tahoe Open, Southern Farm Bureau Classic.

1999 SEASON: Three top-10 finishes in his last nine starts helped him jump into top 130 on money list...run started with a T9 at the Reno-Tahoe Open, where rounds of 72-70-73-67 good for \$61,531 payday...two starts later was T23 at B.C. Open...closed year with T7 at National Car Rental Golf Classic at Walt Disney World Resort...shot 68-69-68-72 and earned \$75,313...a week later opened with 64 at Southern Farm Bureau Classic and held one stroke lead...second-round 72 left him three strokes off 36-hole lead...closing 73 produced a T9 worth \$44,750, which lifted him from 137th on money list to 128th...part of five-way tie for first-round lead at COMPAQ Classic of New Orleans after opening with 65...closed 73-77-71 for T76...was T18 in second start of year at Bob Hope Chrysler Classic after shooting 69-70-67-72-67.

CAREER HIGHLIGHTS: Earned first PGA TOUR victory at 1991 Centel Western Open...trailing Greg Norman by five strokes with eight holes to play...was two under par down stretch, while Norman played final nine in 40, and earned two-stroke victory...joined Bob Charles, Sam Adams, Ernie Gonzalez and Phil Mickelson as left-handed TOUR winners...entered final round of TOUR Championship that year tied with Craig Stadler and remained tied after each shot 71...Stadler won playoff with birdie on second extra hole at Pinehurst No. 2...\$216,000 runner-up check largest of his career...after finishing outside top 125 for first time in career in 1995, returned to form in 1996...held two-stroke lead over Mark Brooks and Vijay Singh through 54 holes at 1996 PGA Championship...homestate victory eluded him as he shot final-round 77 to finish T17, five strokes out of Brooks-Kenny Perry playoff...runner-up at CVS Charity Classic that year, three strokes behind John Cook...in 1997, T10 at THE PLAYERS Championship, sixth at Freeport-McDermott Classic, T7 at Quad City Classic, T2 at Buick Open and fourth at Greater Vancouver Open...tied for second at 1993 Freeport-McMoran Classic, one stroke behind Mike Standly...won two Tournament Players Series events in 1993—Magnolia Classic and Greater Baltimore Open—and was TPS leading money winner that year, which earned him TOUR exemption in 1984...

PERSONAL: Avid University of Kentucky basketball fan...started playing with ladies' set because he couldn't find any other left-handed clubs...son Ryan scored hole-in-one at age six, one of youngest ever to record ace...Ryan shot 67 in Monday Qualifier for 1998 FedEx St. Jude Classic, missing playoff for final tournament spot by one stroke.

PGA TOUR CAREER SUMMARY

PLAYOFF RECORD: 0-1

Year	Events Played	Cuts Made	1st	2nd	3rd	Top 10	Top 25	Earnings	Rank
1981	3	1					1	\$1,307	254
1983	18	6						\$7,968	188
1984	30	24		1		4	12	\$133,342	51
1985	27	14			1	3	5	\$87,331	87
1986	33	20		1		2	10	\$89,817	92
1987	32	22		1		3	7	\$148,110	74
1988	33	20				4	9	\$148,960	80
1989	29	16				2	6	\$132,678	107
1990	31	17			1	2	8	\$230,278	65
1991	30	21	1	2	1	6	12	\$684,851	10
1992	29	21			1	5	11	\$326,290	46
1993	27	19		1		2	9	\$293,868	59
1994	28	20				4	6	\$239,827	77
1995	26	16				1	4	\$145,663	131
1996	28	14		1		2	10	\$330,183	62
1997	29	23		1		5	8	\$470,929	46
1998	27	18				3	8	\$332,889	91
1999	30	14				3	5	\$314,423	129
Total	492	306	1	8	4	51	131	\$4,118,715	71

Russ COCHRAN...continued

TOP TOURNAMENT SUMMARY

YEAR	84	85	86	87	88	89	90	91	92	93	94	95	96	97	98	99
Masters Tournament									CUT	T21	T33					
U.S. Open Championship				T66			CUT		T33	CUT				CUT		
British Open Championship									T28							
PGA Championship	T10	CUT		T28	CUT	CUT	CUT	CUT	T7	T44	CUT		T17	T61	T34	
THE PLAYERS Championship	T44	CUT	CUT	60	CUT	CUT	CUT	W/D	T49	27	T69	CUT		T10	CUT	T71
THE TOUR Championship									2							

1999 PGA TOUR STATISTICS

Scoring Average	71.39	(101T)
Driving Distance	275.4	(62T)
Driving Accuracy Percentage	69.3	(83)
Total Driving	145	(33T)
Greens in Regulation Pct.	66.6	(37T)
Putting Average	1.790	(105T)
Sand Save Percentage	48.1	(134T)
Eagles (Holes per)	498.0	(161T)
Birdies Average	3.36	(78T)
All-Around Ranking	761	(97)

MISCELLANEOUS STATISTICS

Scoring Average Before Cut	71.07	(55)
Scoring Average 3rd Round	71.07	(68T)
Scoring Average Final Round	71.29	(50)
Birdies Conversion %	28.0	(116T)
Par Breakers	18.9	(90T)

1999 Low Round: 64: 1999 Southern Farm Bureau Classic/1
 Career Low Round: 63: 1991 Deposit Guaranty Golf Classic/4
 Career Largest Paycheck: \$216,000: 1991 THE TOUR Championship/2



JOHN COOK

EXEMPT STATUS: 1998 tournament winner (through 2000)

FULL NAME: John Neuman Cook

HEIGHT: 6' 0"

WEIGHT: 175

BIRTHDATE: October 2, 1957

BIRTHPLACE: Toledo, OH

RESIDENCE: Windermere, FL

FAMILY: Wife, Jan; Kristin (7/20/81), Courtney (4/11/84), Jason (1/10/86)

COLLEGE: Ohio State University

SPECIAL INTERESTS: Auto racing, skiing, all sports

TURNED PROFESSIONAL: 1979

Q SCHOOL: Fall 1979

TOUR VICTORIES (10): 1981 Bing Crosby National Pro-Am. 1983 Canadian Open. 1987 The International. 1992 Bob Hope Chrysler Classic, United Airlines Hawaiian Open, Las Vegas Invitational. 1996 FedEx St. Jude Classic, CVS Charity Classic. 1997 Bob Hope Chrysler Classic. 1998 GTE Byron Nelson Classic

INTERNATIONAL VICTORIES (2): 1982 Sao Paulo Open (Brazil). 1995 Mexican Open

BEST 1999 FINISHES: T2--Shell Houston Open; T4--The Reno-Tahoe Open.

1999 SEASON: Although his streak of three straight seasons with a victory ended, still manufactured another successful year...earned first top-10 of year at Shell Houston Open...rounds of 68-74-68-70 good for T2 with Hal Sutton, one stroke behind Stuart Appleby...two starts later, fired 68-66 and trailed by one stroke through 36 holes at MasterCard Colonial...shot 70 on Saturday and remained one back before closing 71 dropped to T11...rounds of 68-70-73-69 produced a T4 at Reno-Tahoe Open... For second top-10 of the year...started year with first of five top-25 finishes with a T22 at Mercedes Championships...also finished T15 at Honda Classic...opened 66-67 to stand one off first-and second-round leads at MCI Classic but closing 74-77 and finished T43.

CAREER HIGHLIGHTS: 1996 and 1997 seasons dotted with record performances...at 1997 Bob Hope Chrysler Classic, trailed leader Mark Calcavecchia by five strokes after third round, then matched PGA TOUR record for consecutive rounds when he closed with 62-63 for one-stroke victory...125 also matched Ron Streck for best 36-hole finish...at 1996 FedEx St. Jude Classic, tied all-time PGA TOUR record with opening rounds of 16-under-par 126 (64-62) and added third-round 63 to set TOUR record for first 54 holes of 24-under-par 189...closed with a 69 to fall one stroke shy of all-time 72-hole record, but won tournament by seven over John Adams...added second victory of 1996 at CVS Charity Classic...earned his 10th TOUR victory at 1998 GTE Byron Nelson Classic after entering the final round four strokes behind Fred Couples...the two were tied at 17th hole but Couples found water and triple-bogey, giving Cook three-stroke victory...surpassed \$1 million in season earnings in 1992, winning three times...captured five-man playoff at Bob Hope Chrysler Classic, outlasting Gene Sauers with three birdies and an eagle over four holes...also posted two-stroke victories at United Airlines Hawaiian Open and Las Vegas Invitational...first TOUR victory came in five-man playoff at 1981 Bing Crosby National Pro-Am...parred third extra hole to defeat Bobby Clampett, Ben Crenshaw, Hale Irwin and Barney Thompson...at 1983 Canadian Open, defeated Johnny Miller on

JOHN COOK...continued

sixth extra hole for victory...underwent hand surgery in 1989...enjoyed string of solid finishes in majors from 1992-1994: 1992 British Open (2), 1992 PGA Championship (T2), 1993 PGA Championship (T6), 1994 U.S. Open (5), 1994 PGA Championship (T4)...1978 U.S. Amateur Champion...teamed with Rex Caldwell to win 1983 World Cup...won 1995 Ernst Championship...three-time All-American at Ohio State (1977-79) and member of 1979 NCAA Championship team.

PERSONAL: Born in Ohio, but grew up in Southern California...persuaded by Jack Nicklaus and Tom Weiskopf to attend Ohio State...wife Jan rented a bus so family and friends could travel together from Cook home to final round of his victory in 1997 Bob Hope Chrysler Classic.

PGA TOUR CAREER SUMMARY

PLAYOFF RECORD: 3-3

Year	Events Played	Cuts Made	1st	2nd	3rd	Top 10	Top 25	Earnings	Rank
1978(Am.)	1	1					1		
1979(Am.)	3	3							
1980	30	19				2	6	\$43,316	80
1981	30	23	1			3	12	\$127,608	25
1982	28	21				3	6	\$57,483	78
1983	28	27	1		2	7	12	\$216,868	16
1984	28	20				1	5	\$65,710	89
1985	29	17				1	5	\$63,573	106
1986	30	20		2	1	6	13	\$255,126	27
1987	32	19	1			6	10	\$333,184	29
1988	29	21				2	9	\$139,916	84
1989	12	6				1	2	\$39,445	172
1990	27	20		2		4	10	\$448,112	28
1991	25	21		1	2	8	12	\$546,984	26
1992	21	18	3	2	1	8	13	\$1,165,606	3
1993	23	19				5	13	\$342,321	45
1994	24	16			1	6	11	\$429,725	37
1995	27	17				1	5	\$186,977	97
1996	26	19	2			5	10	\$831,260	19
1997	28	21	1		1	6	11	\$815,903	28
1998	26	19	1			6	12	\$1,145,511	22
1999	26	16		1		2	5	\$567,168	71
Total	533	383	10	8	8	83	183	\$7,821,795	21

TOP TOURNAMENT SUMMARY

YEAR	79	80	81	82	83	84	85	86	87	88	89	90	91	92	93
Masters Tournament	39		T21	CUT		CUT			T24	CUT			CUT	T54	T39
U.S. Open	T53	T51	T4	CUT		CUT	CUT	T35	T36	T50			T19	T13	T25
British Open Championship			CUT											2	CUT
PGA Championship			T19	T34	T20	CUT		T53	T28	T48			CUT	T2	T6
THE PLAYERS Championship			CUT	T41	T3	T44	CUT	T7	CUT	CUT	CUT		T3	CUT	CUT
THE TOUR Championship												T22	28	T13	

TOP TOURNAMENT SUMMARY (cont.)

YEAR	94	95	96	97	98	99
The Masters Tournament	T46	CUT		CUT	43	CUT
U.S. Open	5	T62	T16	T36	CUT	T60
British Open Championship	T55	T40		CUT		
PGA Championship	T4	CUT	T47	T23	9	CUT
THE PLAYERS Championship	T23	W/D	CUT	T22	T13	T58
THE TOUR Championship			11	T20	T21	
WGC Andersen Consulting Match Play						T33

NATIONAL TEAMS: World Amateur Team Championship, 1979; World Cup, 1983; Ryder Cup, 1993


1999 PGA TOUR STATISTICS

Scoring Average	71.18	(85)
Driving Distance	265.3	(165)
Driving Accuracy Percentage	73.1	(29)
Total Driving	194	(108)
Greens in Regulation Pct.	66.5	(39T)
Putting Average	1.821	(171)
Sand Save Percentage	40.3	(183T)
Eagles (Holes per)	458.0	(188)
Birdies Average	2.95	(171T)
All-Around Ranking	1,031	(162)

MISCELLANEOUS STATISTICS

Scoring Average Before Cut	71.18	(62T)
Scoring Average 3rd Round	72.41	(162)
Scoring Average Final Round	73.07	(168T)
Birdies Conversion %	24.7	(183)
Par Breakers	16.5	(172)

1999 Low Round: 66: 3 times, most recent 1999 Las Vegas Invitational/1
Career Low Round: 62: 4 times, most recent 1998 NEC World Series of Golf/3
Career Largest Paycheck: \$450,000: 1998 GTE Byron Nelson Golf Classic/1



FRED COUPLES

EXEMPT STATUS: Winner, 1996 PLAYERS Championship (through 2006)

FULL NAME: Frederick Steven Couples

HEIGHT: 5' 11"

BIRTHDATE: October 3, 1959

RESIDENCE: Santa Barbara, CA

FAMILY: Wife, Thais; GiGi and Oliver

COLLEGE: University of Houston

SPECIAL INTERESTS: All sports, tennis, antiques, bicycling, vintage cars

TURNED PROFESSIONAL: 1980

WEIGHT: 185

BIRTHPLACE: Seattle, WA

Q SCHOOL: Fall 1980

TOUR VICTORIES (14): 1983 Kemper Open. 1984 Tournament Players Championship. 1987 Byron Nelson Golf Classic. 1990 Nissan Los Angeles Open. 1991 Federal Express St. Jude Classic, B.C. Open. 1992 Nissan Los Angeles Open, Nestle Invitational, Masters. 1993 Honda Classic. 1994 Buick Open. 1996 THE PLAYERS Championship. 1998 Bob Hope Chrysler Classic, Memorial Tournament

INTERNATIONAL VICTORIES (5): 1991 Johnnie Walker World Championship. 1994 World Cup (Indiv.). 1995 Dubai Desert Classic (Eur), Johnnie Walker Classic (Eur), Johnnie Walker World Championship (Eur)

BEST 1999 FINISHES: T4--AT&T Pebble Beach National Pro-Am, THE PLAYERS Championship; T9--WGC Andersen Consulting Match Play; 10--Mercedes Championships; T10--Buick Classic, Las Vegas Invitational.

BEST 1999 INTERNATIONAL FINISH: 22--Linde German Masters (Eur.).

1999 SEASON: Appeared in 16 tournaments and finished among top-10 in six of those events...started year with solo-10th at Mercedes Championships...rounds of 72-65-73 good for T4 at rain-shortened AT&T Pebble Beach National Pro-Am...advanced to third round of World Golf Championships-Andersen Consulting Match Play Championship for T9...in next start was T4 at THE PLAYERS Championship...only player to shoot in the 60s in final round with 68...earlier on way to first-round 77, tee shot on par-3 17th found water but next shot flew into cup for par...fifth top-10 came at Buick Classic, where rounds of 69-69-72-70 good for T10...recorded a third-round 63 and moved to within five strokes of eventual champion Tiger Woods at the World Golf Championships-NEC Invitational...went from T2 through 54 holes to T15 with closing 77...did not play again until he closed season at Las Vegas Invitational...opened 63-65-70 and among leaders through each of first three rounds...closed 79-66 for T10...teamed with David Duval to win his third Franklin Templeton Shark Shootout in Nov....won record \$635,000 at Skins Game.

CAREER HIGHLIGHTS: Voted by his peers as PGA TOUR Player of the Year in 1991 and 1992...career year came in 1992, when he won three tournaments, including the Masters, and earned more than \$1.3 million...entered final round of Masters trailing Craig Parry by one stroke...closing 70 good for two-stroke victory...Masters completed remarkable streak during which he won three tournaments and finished second twice in six starts...for third time in career collected two victories in 1998...final-round 66 earned playoff spot with Bruce Lietzke at Bob Hope Chrysler Classic, which he won with birdie on first extra hole at Bermuda Dunes...earned 14th TOUR title with four-stroke win over Andrew Magee at Memorial Tournament...fell one-stroke shy of winning his second Masters Tournament after leading each of first three rounds...only Masters champion who has never missed a cut at Augusta National...other multiple-victory year was 1991...took lead at Federal Express St. Jude Classic with third-round 66 and went on to threee-stroke victory over Rick Fehr...won B.C. Open by three strokes as well...in 1996, became first player to win two PLAYERS Championships at TPC at Sawgrass...trailed Tommy Tolles by four strokes through 54 holes, but closing 64, featuring eagle at 16 and birdie at 17, sealed victory...first title at TPC at Sawgrass, in 1984, featured second-round 64 en route to two-stroke victory over Lee Trevino...first TOUR victory came in five-man playoff at 1983 Kemper Open...birdied second playoff hole to defeat T.C. Chen, Barry Jaeckel, Gil Morgan and Scott Simpson...recorded back-to-back victories on PGA European Tour in 1995, first American to do so since Charles Coody in 1973...teamed with Davis Love III to win four consecutive World Cup of Golf titles (1992-95)...won 1995 and 1996 Skins Games...won Lincoln-Mercury Kaplue International in 1993 and 1994...teamed with Raymond Floyd to win 1990 RMCC Invitational and with Brad Faxon to win 1994 Shark Shootout...teamed with Mike Donald to win 1990 Sazale Classic...Vardon Trophy winner in 1991 and 1992...1992 Arnold Palmer Award winner...1992 PGA of America Player of the Year.

PERSONAL: Roomed with Blaine McCallister and CBS broadcaster Jim Nantz at University of Houston...the three team for annual Three Amigos Celebrity Tournament...Fred's charity is Millie Medlin Violet Sobich Couples Fund, in memory of mother...serves as host of the Fred Couples Invitational (formerly the Ernst Championship), a charity event in hometown of Seattle...introduced to game by his father, who worked in Seattle Parks and Recreation Department.

FRED COUPLES...continued

PGA TOUR CAREER SUMMARY

PLAYOFF RECORD: 5-4

Year	Events Played	Cuts Made	1st	2nd	3rd	Top 10	Top 25	Earnings	Rank
1979(Am.)	1	1							
1981	25	19		1	1	4	9	\$78,939	53
1982	28	18			1	2	9	\$77,606	54
1983	30	23	1		1	7	15	\$209,733	19
1984	26	24	1		2	9	19	\$334,573	7
1985	26	23				7	10	\$171,272	38
1986	26	16		1		1	6	\$116,065	76
1987	27	21	1			9	15	\$441,025	19
1988	27	25		1	1	10	19	\$489,822	21
1989	24	21		1	2	9	17	\$653,944	11
1990	22	17	1	1	3	9	12	\$757,999	9
1991	21	20	2		4	9	12	\$791,749	3
1992	22	20	3	2	3	12	19	\$1,344,188	1
1993	19	17	1	2		9	15	\$796,579	10
1994	15	15	1	2		4	7	\$625,654	23
1995	15	12				4	7	\$299,259	63
1996	18	16	1	1		9	12	\$1,248,694	6
1997	15	13				7	7	\$448,385	55
1998	17	16	2	2	1	5	10	\$1,650,389	9
1999	16	13				6	7	\$769,192	56
Total	420	350	14	14	19	132	227	\$11,305,069	6

1999 INTERNATIONAL SUMMARY

European Tour

1999	1	1								1	\$23,584
------	---	---	--	--	--	--	--	--	--	---	----------

TOP TOURNAMENT SUMMARY

YEAR	79	82	83	84	85	86	87	88	89	90	91	92	93	94	95
Masters Tournament			T32	10	T10	T31		T5	T11	5	T35	1	T21		T10
U.S. Open	T48	CUT	CUT	T9	T39		T46	T10	T21	CUT	T3	T17	T16	T16	CUT
British Open Championship				T4		T46	T40	T4	T6	T25	T3	CUT	T9		
PGA Championship		T3	T23	T20	T6	T36	CUT	CUT	CUT	2	T27	T21	T31	T39	T31
THE PLAYERS Championship		CUT	CUT	1	T49	CUT	CUT	T23	T4	CUT	T23	T13	T39		T29
THE TOUR Championship							T12	7	T7	T22	T16	T5	T10	T29	

TOP TOURNAMENT SUMMARY (cont.)

YEAR	96	97	98	99
Masters Tournament	T15	T7	T2	T27
U.S. Open		T52	T53	CUT
British Open Championship	T7	T7	T66	
PGA Championship	T41	T29	T13	T26
THE PLAYERS Championship	1	T10	T42	T4
THE TOUR Championship	5		T24	
WGC-Andersen Consulting Match Play				T9
WGC-NEC Invitational				T15

NATIONAL TEAMS: USA vs. Japan, 1984; Ryder Cup (5), 1989, 1991, 1993, 1995, 1997; Asahi Glass Four Tours World Championship of Golf (2), 1990, 1991; Dunhill Cup (4), 1991, 1992, 1993, 1994; World Cup (4), 1992, 1993, 1994, 1995; The Presidents Cup (3), 1994, 1996, 1998

1999 PGA TOUR STATISTICS

Scoring Average	70.58	(37)
Driving Distance	283.4	(15T)
Driving Accuracy Percentage	61.5	(172T)
Total Driving	187	(89T)
Greens in Regulation Pct.	68.3	(16T)
Putting Average	1.779	(65T)
Sand Save Percentage	47.4	(144)
Eagles (Holes per)	144.0	(12)
Birdies Average	3.63	(26T)
All-Around Ranking	487	(30)

MISCELLANEOUS STATISTICS

Scoring Average Before Cut	70.85	(37)
Scoring Average 3rd Round	71.54	(110T)
Scoring Average Final Round	71.17	(41T)
Birdies Conversion %	29.5	(58T)
Par Breakers	20.8	(20T)

1999 Low Round: 63: 2 times, most recent 1999 Las Vegas Invitational/1
Career Low Round: 62: 1990 Nissan Los Angeles Open/3
Career Largest Paycheck: \$630,000: 1996 THE PLAYERS Championship/1

1999 INTERNATIONAL STATISTICS

1999 Low Round: 68: 1999 Linde German Masters/1



BEN CRENSHAW

EXEMPT STATUS: Winner, 1995 Masters Tournament (through 2005)

FULL NAME: Ben Daniel Crenshaw

HEIGHT: 5' 9"

WEIGHT: 165

BIRTHDATE: January 11, 1952

BIRTHPLACE: Austin, TX

RESIDENCE: Austin, TX; plays out of Barton Creek Club in Austin

FAMILY: Wife, Julie; Katherine Vail (10/6/87), Claire Susan (4/23/92), Anna Riley (2/12/98)

COLLEGE: University of Texas

SPECIAL INTERESTS: Fishing, bird watching, golf artifacts, golf course architecture, country music

TURNED PROFESSIONAL: 1973

JOINED TOUR: Fall 1973

TOUR VICTORIES (19): 1973 San Antonio-Texas Open. 1976 Bing Crosby National Pro-Am, Hawaiian Open, Ohio Kings Island Open. 1977 Colonial National Invitation. 1979 Phoenix Open. 1980 Anheuser-Busch Classic. 1983 Byron Nelson Classic. 1984 Masters Tournament. 1986 Buick Open, Vantage Championship. 1987 USF&G Classic. 1988 Doral Ryder Open. 1990 Southwestern Bell Colonial. 1992 Centel Western Open. 1993 Nestle Invitational. 1994 Freeport-McMoRan Classic. 1995 Masters Tournament. **TEAM VICTORY:** 1979 Walt Disney World Team Championship (with George Burns)

INTERNATIONAL VICTORIES (3): 1976 Irish Open (Eur). 1981 Mexican Open. 1988 World Cup (Indiv.)

1999 SEASON: Most of the season spent preparing for Ryder Cup...captain of U.S. team which staged greatest comeback in event's history—winning 8 1/2 points in singles matches on final day to come from four points back for victory...Crenshaw's team first U.S. squad to win Ryder Cup since 1993...appeared in 13 TOUR events but did not make a cut...lowest round of the year a 69 in first round of Nissan Open.

CAREER HIGHLIGHTS: Prior to being named Ryder Cup Captain for 1999 matches, proudest and most memorable moment in golf came in winning second Masters Tournament in 1995...earlier in week had served as pallbearer at funeral of long-time friend and teacher Harvey Penick...shot rounds of 70-67-69-68—274 to defeat Davis Love III by one stroke...first Masters victory came in 1984...two strokes off lead entering final round, shot closing 68 to defeat Tom Watson by two strokes...underwent foot surgery in 1997...produced a victory each year 1992 through 1995...from July 1992 until April 1994, his only three top-10 finishes were victories...won in his first start as a PGA TOUR member, 1973 San Antonio-Texas Open...shot 65-72-66-67—270 to defeat Orville Moody by two...won three events and finished second three times in 1976 on way to second-place finish on money list behind Jack Nicklaus...despite opening 75, won Bing Crosby National Pro-Am by two over Mike Morley...the following week, closed with rounds of 65-66 to win Hawaiian Open by four over Larry Nelson and Hale Irwin...third victory came at Ohio Kings Island Open...had 14 top-10 finishes that year, a total he matched in 1987, when he placed third on the money list...won 1986 Vantage Championship (now THE TOUR Championship) at Oak Hills CC in San Antonio...in all, five victories have come in home state...won 1973 Qualifying Tournament by then-record 12-stroke margin...winner of 1971-72-73 NCAA Championships, sharing title with University of Texas teammate Tom Kite in 1972...winner of Fred Haskins Award as nation's outstanding collegiate golfer each of those years...won William Richardson Award, given by Golf Writers Association of America, in 1989 and Bob Jones Award from USGA in 1991.

PERSONAL: Noted golf historian...introduced to golf by his father and won his first tournament as a fourth-grader...fought winning battle against Graves Disease in mid-1980s...1996 PGA National Golf Day Honorary Chairperson.

PGA TOUR CAREER SUMMARY						PLAYOFF RECORD: 0-8			
Year	Events Played	Cuts Made	1st	2nd	3rd	Top 10	Top 25	Earnings	Rank
1970(Am.)	1	1							
1971(Am.)	3	3				1	2		
1972(Am.)	4	4			1	1	4		
1973(Am.)	3	3				1	3		
1973	5	5	1	1		3	4	\$76,374	32
1974	27	24		2		6	11	\$66,825	32
1975	28	20			3	6	8	\$63,528	32
1976	28	27	3	3		14	17	\$257,760	2
1977	24	19	1	1	2	6	11	\$123,841	16
1978	27	24	1		2	5	12	\$108,305	21
1979	25	20	2	4		8	16	\$236,770	5
1980	26	24	1	2	1	10	13	\$237,727	5
1981	25	20		2	1	9	14	\$151,038	20

continued on page 2-44

BEN CRENSHAW...continued

CAREER SUMMARY (cont.)

Year	Events Played	Cuts Made	1st	2nd	3rd	Top 10	Top 25	Earnings	Rank
1982	22	15				2	8	\$54,277	85
1983	21	18	1	2	2	9	14	\$275,474	7
1984	24	20	1		1	9	13	\$270,989	16
1985	22	8					2	\$25,814	149
1986	26	22	2			5	12	\$388,169	8
1987	24	19	1	1	1	14	15	\$638,194	3
1988	26	25	1	1	1	8	21	\$696,895	8
1989	23	18		1	1	5	12	\$443,095	21
1990	21	15	1			2	8	\$351,193	33
1991	21	10			2	4	7	\$224,563	75
1992	24	19	1	1		4	7	\$439,071	31
1993	22	15	1			1	7	\$318,605	51
1994	24	20	1			6	13	\$659,252	21
1995	23	17	1		1	4	7	\$737,475	23
1996	19	11				1	5	\$176,857	119
1997	17	5					1	\$42,513	213
1998	15	2						\$11,393	268
1999	13								
Total	613	453	19	22	19	144	267	\$7,075,996	30

TOP TOURNAMENT SUMMARY

YEAR	70	71	72	73	74	75	76	77	78	79	80	81	82	83	84
Masters Tournament			T19	T24	T22	T30	2	T8	T37		T6	T8	T24	T2	1
U.S. Open	T36	T27				T3	T8	T49		T11	T31	T11	T19	CUT	CUT
British Open Championship					T28			T5	T2	T2	3	T8	T15	CUT	T22
PGA Championship					T63	T10	T8		T16	2	T41	CUT	CUT	T9	CUT
THE PLAYERS Championship					T39	T55	T70		T4		2	T63	CUT	T10	T26

TOP TOURNAMENT SUMMARY (cont.)

YEAR	85	86	87	88	89	90	91	92	93	94	95	96	97	98	99
Masters Tournament	T57	T16	T4	4	T3	T14	T3	46	CUT	T18	1	CUT	45	CUT	CUT
U.S. Open	CUT	T6	T4	T12	CUT	CUT				T33	T71	CUT	T65	CUT	CUT
British Open Championship	T35	T21	T4	T16	T52	T31	T80		CUT	T77	T15	T27		CUT	
PGA Championship	T59	T11	T7	T17	T17	T31	W/D	T73	T61	T9	T44	T69	CUT	CUT	CUT
THE PLAYERS Championship	T33	T54	T9	T11	T11	CUT	CUT	T29	CUT	T19	CUT	T73	CUT	CUT	CUT
THE TOUR Championship			T5	T21	T14					T13	T25				

NATIONAL TEAMS: Ryder Cup (4), 1981, 1983, 1987, 1995; U.S. vs. Japan, 1983; World Cup (2), 1987, 1988; Kirin Cup (Captain), 1988; Dunhill Cup, 1995

1999 PGA TOUR STATISTICS

Scoring Average	73.62	(N/A)
Driving Distance	256.3	(N/A)
Driving Accuracy Percentage	59.9	(N/A)
Total Driving		(N/A)
Greens in Regulation Pct.	49.4	(N/A)
Putting Average	1.808	(N/A)
Sand Save Percentage	49.3	(N/A)
Birdies Average	2.15	(N/A)

MISCELLANEOUS STATISTICS

Scoring Average Before Cut	74.74	(N/A)
Scoring Average 3rd Round	73.00	(N/A)
Scoring Average Final Round	73.00	(N/A)
Birdies Conversion %	24.2	(N/A)
Par Breakers	11.9	(N/A)

1999 Low Round: 69: 1999 Nissan Open/1
 Career Low Round: 61: 1979 Phoenix Open/2
 Career Largest Paycheck: \$396,000: 1995 Masters Tournament/1



JOHN DALY

EXEMPT STATUS: Winner, 1995 British Open (through 2005)

FULL NAME: John Patrick Daly

HEIGHT: 5' 11"

WEIGHT: 220

BIRTHDATE: April 28, 1966

BIRTHPLACE: Carmichael, CA

RESIDENCE: Rogers, AR

FAMILY: Shynah Hale (6/10/92), Sierra Lynn (6/1/95)

COLLEGE: University of Arkansas

SPECIAL INTERESTS: Most sports

TURNED PROFESSIONAL: 1987

Q SCHOOL: Fall 1990

TOUR VICTORIES (4): 1991 PGA Championship, 1992 B.C. Open, 1994 BellSouth Classic, 1995 British Open

INTERNATIONAL VICTORIES (2): 1990 AECI Charity Classic (Afr), Hollard Royal Swazi Sun Classic (Afr)

BUY.COM TOUR VICTORIES (1): 1990 Utah Classic

BEST 1999 FINISH: T14--Phoenix Open

BEST 1999 INTERNATIONAL FINISH: 67--Murphy's Irish Open (Eur.)

1999 SEASON: At the end of the season re-dedicated himself to hard work and practice and finished the year with T37 at Las Vegas Invitational and T36 at Southern Farm Bureau Classic...prior to that best back-to-back weeks came early in year at Bob Hope Chrysler Classic and Phoenix Open...after opening rounds of 69-66-66 at Bob Hope Chrysler Classic, was in second place and two strokes out of lead after 36 holes and in third place after 54 holes...closed 73-72 for T21...a week later, started with 77 at Phoenix Open but rebounded with 70-70-67 to finish T14...at U.S. Open in Pinehurst, opened with 68 and was tied for second one stroke off the lead...followed with 77-81-83 and finished 68th...earned eighth driving distance title and fifth in a row with 305.6 average...also ranked tenth in eagles (141.8)...in December, teamed with Laura Davies to win JCPenney Classic.

CAREER HIGHLIGHTS: Delighted golf world with surprising victory at 1991 PGA Championship...as ninth and final alternate into field at Crooked Stick, shot opening 69 without benefit of practice round...added rounds of 67-69-71 for three-stroke victory over Bruce Lietzke...added second major title with victory at 1995 British Open at St. Andrews...became youngest active player on TOUR with two major championship titles and fourth American since World War II to win two majors before his 30th birthday, joining Jack Nicklaus, Tom Watson and Johnny Miller...after holding 36-hole lead at St. Andrews, fell to fourth with third-round 73...appeared to have one-stroke victory after closing 71, but Costantino Rocca holed 70-foot putt from off final green to force four-hole playoff...Daly won playoff by four strokes, thanks largely to Rocca's 7 at par-4, 17th...shot 67-66-67-66--266 to win 1992 B.C. Open by six strokes...after serving suspension early in 1994, earned third TOUR victory at BellSouth Classic...grabbed lead with second-round 64, then withstood challenges of Nolan Henke and Brian Henninger...in 1998, joined Mark O'Meara and Tiger Woods to represent U.S. in Dunhill Cup, where he was unbeaten in four matches...also had best career West Coast swing, where T4 at Nissan Open best finish since 1995 British Open win, highlight of four top-20 finishes resulting in 19th spot on money list...played Ben Hogan Tour (now BUY.COM TOUR) in 1990 after winning only Hogan Tour Qualifying Tournament...won 1990 Utah Classic and finished ninth on money list...named PGA TOUR Rookie of the Year in 1991...winner of 1987 Missouri Open.

PERSONAL: Started playing golf as a youngster after his father gave him full-sized set of clubs...instead of flying to tournament sites, purchased large mobile home and drives to many events...involved in many charitable causes, most notably Make-a-Wish Foundation and Boys & Girls Clubs of America.

PGA TOUR CAREER SUMMARY						PLAYOFF RECORD: 1-0			
Year	Events Played	Cuts Made	1st	2nd	3rd	Top 10	Top 25	Earnings	Rank
1986	1								
1989	6	3					1	\$14,689	200
1990	3	2					1	\$10,000	230
1991	33	21	1		2	4	11	\$574,783	17
1992	25	15	1	1		5	8	\$387,455	37
1993	24	15			1	1	5	\$225,591	76
1994	17	9	1			3	4	\$340,034	49
1995	23	15	1			1	4	\$321,748	57
1996	23	14				1	3	\$173,557	121
1997	17	9				1	2	\$106,762	165
1998	25	14				2	6	\$393,740	77
1999	22	11					3	\$186,215	158
Total	219	128	4	1	3	18	48	\$2,734,573	109
BUY.COM TOUR									
1990	19	14	1	3		6	11	\$64,692	9
1991	1							\$673	276
Total	20	15	1	3		6	11	\$65,365	
COMBINED TOTAL MONEY:								\$2,799,938	

JOHN DALY...continued

1999 INTERNATIONAL SUMMARY

Year	Events Played	Cuts Made	1st	2nd	3rd	Top 10	Top 25	Earnings	Rank
European Tour									
1999	1	1						\$2,365	

TOP TOURNAMENT SUMMARY

YEAR	86	89	91	92	93	94	95	96	97	98	99
Masters Tournament				T19	T3	T48	T45	T29		T33	T52
U.S. Open		CUT	T69	CUT	T33	CUT	T45	T27	W/D	T53	68
British Open Championship				75	T14	81	1	T67		CUT	
PGA Championship			1	82	T51	CUT	CUT	CUT	T29	CUT	
THE PLAYERS Championship			CUT	72	CUT	CUT		T19	W/D	T16	W/D
THE TOUR Championship			3								

NATIONAL TEAMS: Dunhill Cup (2), 1993, 1998

1999 PGA TOUR STATISTICS

Scoring Average	71.91	(147T)
Driving Distance	305.6	(1)
Driving Accuracy Percentage	55.5	(192)
Total Driving	193	(107)
Greens in Regulation Pct.	60.8	(171T)
Putting Average	1.803	(138T)
Sand Save Percentage	48.8	(124T)
Eagles (Holes per)	141.8	(10)
Birdies Average	3.29	(103)
All-Around Ranking	886	(126)

MISCELLANEOUS STATISTICS

Scoring Average Before Cut	71.95	(135T)
Scoring Average 3rd Round	72.27	(156)
Scoring Average Final Round	74.27	(188)
Birdies Conversion %	30.0	(40T)
Par Breakers	19.0	(79T)

1999 Low Round: 66; 3 times, most recent 1999 GTE Byron Nelson Classic/1
Career Low Round: 63; 2 times, most recent 1991 Las Vegas Invitational/2
Career Largest Paycheck: \$230,000; 1991 PGA Championship/1

1999 INTERNATIONAL STATISTICS

1999 Low Round: 69; 1999 Murphy's Irish Open/1(Eur.)



ROBERT DAMRON (DAM-run)

EXEMPT STATUS: 90th on 1999 money list

FULL NAME: Robert Douglas Damron

HEIGHT: 5' 8"

WEIGHT: 185

BIRTHDATE: October 27, 1972

BIRTHPLACE: Pikeville, KY

RESIDENCE: Orlando, FL

FAMILY: Single

COLLEGE: University of Central Florida

SPECIAL INTERESTS: Sports

TURNED PROFESSIONAL: 1994

Q SCHOOL: 1996

BEST CAREER FINISH: T3--1997 Buick Classic, FedEx St. Jude Classic

BEST 1999 FINISHES: 4--Bay Hill Invitational; T6--Las Vegas Invitational; T10--John Deere Classic

1999 SEASON: Third straight top-100 performance highlighted by a wonderful showing in front of hometown fans at Bay Hill Invitational...received a sponsor's exemption from Arnold Palmer and finished fourth for his best finish since T7 at 1998 FedEx St. Jude Classic...after opening with 70-71, shot 68-67 on weekend and finished two strokes out of Tim Herron-Tom Lehman playoff...finish was worth \$120,000...second top-10 came at John Deere Classic...opened with a 64 for a share of first-round lead...was three off 54-hole lead after 67-65 and a closing 71 produced T10...earned third top-10 at Las Vegas Invitational where rounds of 65-67-67-75-67 produced T6...finish worth \$83,750 which lifted him from 111th on money list to 85th...back in Orlando for his final start of year, shot a pair of 67s and was two strokes out of lead through 36 holes at National Car Rental Golf Classic at Walt Disney World Resort...75-76 on weekend dropped him to T57...ranked eleventh in putting (1.750) and third in putts per round (28.24).

CAREER HIGHLIGHTS: Impressive rookie season in 1997 earned him nomination for Rookie of the Year honors...finished year 53rd on money list on strength of four top-five finishes...second only to Rookie of the Year Stewart Cink in rookie earnings...first top-five at Doral-Ryder Open, where he finished fifth, five strokes behind Steve

ROBERT DAMRON...continued

Elkington...shared first-round lead after 66 and was tied for third, three behind leaders through 54 holes at Greater Greensboro Chrysler Classic but finished tied for fourth, two strokes out of playoff...had back-to-back T3s in June, each worth \$87,000...first came at Buick Classic, then was 36-and 54-hole leader at FedEx St. Jude Classic after rounds of 65-66-69...closed with 70 and finished T3, two behind Greg Norman...In 1998, among the top-25 eight times including a T7 at FedEx St. Jude Classic...owned share of first-and second-round leads at Las Vegas Invitational before finishing T12...prior to 1997, had played only one PGA TOUR event, 1994 Motorola Western Open, where he missed the cut...played in four BUY.COM TOUR events in 1995, making one cut—Carolina Classic—and finishing tied for 56th...winner of five collegiate events while at University of Central Florida...three-time All-American there.

PERSONAL: Father moved family to Orlando for warmer winter weather after retiring from Kentucky coal business...winter house was at Bay Hill Club, where Robert met Arnold Palmer and gained early advice about golf...Palmer helped him get sponsor's exemption to 1997 Bob Hope Chrysler Classic.

PGA TOUR CAREER SUMMARY

PLAYOFF RECORD: 0-0

Year	Events Played	Cuts Made	1st	2nd	3rd	Top 10	Top 25	Earnings	Rank
1994	1								
1997	32	17			2	4	8	\$455,604	53
1998	28	19				1	8	\$370,211	81
1999	30	24				3	4	\$434,157	90
Total	91	60			2	8	20	\$1,259,971	215

BUY.COM TOUR

1995	4	1						\$410	274
Total	4	1						\$410	

COMBINED TOTAL MONEY: \$1,260,381

TOP TOURNAMENT SUMMARY

YEAR	97	98	99
British Open Championship	CUT		
PGA Championship	CUT	CUT	
THE PLAYERS Championship	T53	CUT	T52

1999 PGA TOUR STATISTICS

Scoring Average	71.28 (95T)
Driving Distance	276.2 (56T)
Driving Accuracy Percentage	67.7 (110T)
Total Driving	166 (55T)
Greens in Regulation Pct.	60.2 (177T)
Putting Average	1.750 (11)
Sand Save Percentage	52.7 (69T)
Eagles (Holes per)	280.3 (100)
Birdies Average	3.50 (50T)
All-Around Ranking	668 (74)

MISCELLANEOUS STATISTICS

Scoring Average Before Cut	70.34 (12T)
Scoring Average 3rd Round	72.08 (150)
Scoring Average Final Round	72.83 (157)
Birdies Conversion %	32.3 (12)
Par Breakers	19.8 (50T)

1999 Low Round: 64: 1999 John Deere Classic/1
 Career Low Round: 64: 1999 John Deere Classic/1
 Career Largest Paycheck: \$120,000: 1999 Bay Hill Invitational/4



GLEN DAY

EXEMPT STATUS: 1999 tournament winner (through 2001)

FULL NAME: Glen Edward Day

HEIGHT: 5' 10"

BIRTHDATE: November 16, 1965

RESIDENCE: Little Rock, AR; plays out of Chenal CC, Little Rock, AR

FAMILY: Wife, Jennifer Ralston-Day; Whitney Elizabeth (7/26/94); Francis Christina (1/26/96)

COLLEGE: University of Oklahoma

TURNED PROFESSIONAL: 1988

WEIGHT: 170

BIRTHPLACE: Mobile, AL

SPECIAL INTERESTS: Hunting

Q SCHOOL: 1993

TOUR VICTORIES (1): 1999 MCI Classic

INTERNATIONAL VICTORIES (1): 1990 Benson & Hedges Malaysian Open (Asia)

GLEN DAY...continued

BEST 1999 FINISHES: 1--MCI Classic; T3--Southern Farm Bureau Classic; T7--BellSouth Classic, COMPAQ Classic of New Orleans, National Car Rental Golf Classic/Disney; T9--Motorola Western Open; T10--Doral-Ryder Open

BEST 1999 INTERNATIONAL FINISHES: T46--The Standard Life Loch Lomond (Eur.)

1999 SEASON: Was the first of nine first-time winners on the PGA TOUR with his playoff victory at the MCI Classic...sank 35-foot birdie putt on first extra hole to defeat Payne Stewart and Jeff Sluman...shot 70-68-70 and was five strokes out of the lead heading into Sunday...final-round 66 produced a tie with Stewart and Sluman, who both shot 70 on Sunday...it was Day's first career playoff and he also joined Vijay Singh (Honda Classic) to finish second in a tournament in 1998 and then the event in 1999...earned \$450,000 for win...prior to win, was T10 at Doral-Ryder Open...his third-round 67 lifted him into tie for second, two strokes out of lead...final-round 72 dropped him to 10th...rounds of 68-67-72-68 produced a T7 at BellSouth Classic...in next appearance after winning, shot 67-69-71-67 and was T7 at COMPAQ Classic of New Orleans...fifth top-10 finish came at Motorola Western Open where rounds of 69-73-68-72 good for T9...had a pair of final-round 66s in back-to-back weeks to finish T7 at National Car Rental Golf Classic at Walt Disney World Resort and T3 at Southern Farm Bureau Classic...led the TOUR in final-round scoring average with 69.95.

CAREER HIGHLIGHTS: In 1998, made impressive jump as a legitimate contender on Sundays...led after 18 holes and was second through 54 holes before recording first career runnerup finish at THE PLAYERS Championship...a week later was T3 at Freeport-McDerMott Classic and in next start was second at MCI Classic...birdied first four holes at PGA Championship and was 5-under through 14 holes before double-bogey at 15 and bogey at 18 produced second-place 68 in opening round...finished T29 there and T23 at U.S. Open...missed only five cuts in 26 appearances in 1998 while recording six top-10s, including a pair of seconds and a pair of thirds...finished third in rookie earnings in 1994, behind Ernie Els and Mike Heinen...opened with season-low 64 on way to runner-up finish at Anheuser-Busch Classic, finishing three strokes behind winner Mark McCumber...T9 at Canon Greater Hartford Open same year, tournament in which he scored two holes-in-one...posted career low round of 62 in first round of 1995 FedEx St. Jude Classic before finishing 21st...best finish of 1996 came at Motorola Western Open, where he shot 70-71-69-69—279 to finish tied for fourth...first half of 1997 productive, making 12 of his 14 cuts before June 1...was T9 at AT&T Pebble Beach National Pro-Am, T10 at MasterCard Colonial, Memorial Tournament and Walt Disney World/Oldsmobile Classic...shared first-round lead at Memorial after opening-66...first earned membership on PGA TOUR by finishing 11th at 1993 Qualifying Tournament...1987 and 1998 All-American at Oklahoma.

PERSONAL: Made first foray into golf-course design business with Salem Glen, near Winston-Salem, NC...credits grandfather with encouraging his pursuit of golf career...grandfather co-signed loan so he could play in Asia and Europe...has pictures of his daughters on buttons he wears on his cap while playing.

CAREER SUMMARY					PLAYOFF RECORD: 0-0				
Year	Events Played	Cuts Made	1st	2nd	3rd	Top 10	Top 25	Earnings	Rank
1994	30	18		1		4	10	\$357,236	45
1995	32	15				1	8	\$201,809	91
1996	27	19				2	9	\$298,131	73
1997	29	14				4	6	\$248,323	98
1998	26	21		2	2	6	13	\$1,283,416	15
1999	29	20	1		1	7	10	\$1,109,513	34
Total	173	107	1	3	3	24	56	\$3,498,429	84
BUY.COM TOUR									
1990	1								
1992	1	1					1	\$1,116	220
1993	3	2					1	\$2,816	168
Total	5	3					2	\$3,932	
1999 INTERNATIONAL SUMMARY									
European Tour									
1999	1	1						\$7,596	

TOP TOURNAMENT SUMMARY

YEAR	93	94	95	96	97	98	99
Masters Tournament							CUT
U.S. Open		CUT	CUT			T23	CUT
British Open Championship	CUT				CUT	CUT	CUT
PGA Championship		T15	CUT	T41	CUT	T29	CUT
THE PLAYERS Championship			CUT	CUT	61	T2	CUT
THE TOUR Championship						T18	
WGC Andersen Consulting Match Play							T33
WGC American Express Championship							DQ

GLEN DAY...continued

1999 PGA TOUR STATISTICS

Scoring Average	70.88	(56)
Driving Distance	271.8	(97T)
Driving Accuracy Percentage	74.0	(18)
Total Driving	115	(12T)
Greens in Regulation Pct.	65.2	(70T)
Putting Average	1.766	(34T)
Sand Save Percentage	55.0	(47)
Eagles (Holes per)	409.5	(139T)
Birdies Average	3.54	(40T)
All-Around Ranking	501	(33)

MISCELLANEOUS STATISTICS

Scoring Average Before Cut	71.60	(104)
Scoring Average 3rd Round	71.15	(80T)
Scoring Average Final Round	69.95	(1)
Birdies Conversion %	30.1	(36T)
Par Breakers	19.9	(47T)


1999 Low Round: 66: 5 times, most recent 1999 Southern Farm Bureau Classic/3

Career Low Round: 62: 1995 FedEx St. Jude Classic/1

Career Largest Paycheck: \$450,000: 1999 MCI Classic/1

1999 INTERNATIONAL STATISTICS

1999 Low Round: 70: 1999 The Standard Life Loch Lomond/4 (Eur.)



JAY DELSING

EXEMPT STATUS: 91st on 1999 money list

FULL NAME: James Patrick Delsing

HEIGHT: 6' 5"

WEIGHT: 185

BIRTHDATE: October 17, 1960

BIRTHPLACE: St. Louis, MO

RESIDENCE: St. Louis, MO

FAMILY: Wife, Kathy; MacKenzie (5/31/89); Gemma (12/9/91)

COLLEGE: UCLA (1983 Economics)

SPECIAL INTEREST: Fishing, all sports

TURNED PROFESSIONAL: 1984

Q SCHOOL: 1984, 1988, 1989

BEST PGA TOUR FINISH: T2--1993 New England Classic, 1995 FedEx St. Jude Classic

BEST BUY.COM TOUR FINISH: T4--1999 Shreveport Open

BEST 1999 PGA TOUR FINISHES: T3--Buick Challenge; T8--Air Canada Championship, Michelob Championship at Kingsmill; T10--Greater Milwaukee Open

BEST 1999 BUY.COM TOUR FINISH: T4--Shreveport Open.

1999 SEASON: Made an impressive run in the final 16 events of his schedule to finish among the top-125 on the PGA TOUR money list for the first time since 1995...his four top-10s during the year matched a career high set in 1990 and equaled in 1992....after missing the cut in his first ten appearances, was T68 at Kemper Open and T50 at FedEx St. Jude Classic...a week later, earned his first top-10 of the season with a T10 at Greater Milwaukee Open...rounds of 68-70-66-68 produced first top-10 since he was T9 at 1998 Bell Canadian Open...was one stroke out of the first-round lead at Canon Greater Hartford Open after posting a 64...followed with 68-67-71 and was T14...in September, second top-10 came at Air Canada Championship, where rounds of 70-68-72-64 produced a T8 worth \$75,000...the finish marked the first time since 1995 he had two top-10s in a season...third top-10 came at Buick Challenge, where rounds of 70-68-71-67 good for a T3 and \$93,600...it was his highest finish since third at 1995 Quad City Classic...earned fourth top-10 at Michelob Championship at Kingsmill...fired 73-70-65-70 for T8, worth \$67,500.

CAREER HIGHLIGHTS: Finished four strokes behind Paul Azinger in 1993 New England Classic and one stroke behind Jim Gallagher, Jr. at 1995 FedEx St. Jude Classic for career-best runnerup finishes...at TPC Southwind during 1993 FedEx St. Jude Classic, posted a final-round 61 for course record and a T8 finish...first two third-place finishes on TOUR came at Quad City Classic...in 1990, after rounds of 66-65-70-68 finished one stroke out of Joey Sindelar-Willie Wood playoff...in 1995, shared the lead with Jonathan Kaye after a second-round 64 at the rain-shortened event but a final-round 67 left him alone in third behind Kaye and winner D.A. Weibring...his best finish on TOUR money list was 52nd in 1992 on strength of four top-10 finishes and nine top-25 finishes...best of those was fourth at Quad City Classic, T4 at Phoenix Open, T4 at Canadian Open and T7 at B.C. Open.

PERSONAL: Father, Jim Delsing, who played outfield for New York Yankees, Chicago White Sox, St. Louis Browns and Kansas City A's, was the pinchrunner for Eddie Gaedel, the midget Bill Veeck used as a pinchhitter in 1951...the

JAY DELSING...continued

fourth of five children, Jay not able to watch father play before he retired except in old-timers games...outstanding basketball player in high school but started golf at 14 and recruited by UCLA for golf...teammates included Corey Pavin, Steve Pate and Duffy Waldorf...was two-time All-American at UCLA.

PGA TOUR CAREER SUMMARY

PLAYOFF RECORD: 0-0

Year	Events Played	Cuts Made	1st	2nd	3rd	Top 10	Top 25	Earnings	Rank
1985	27	14				2	3	\$46,480	125
1986	33	17				2	5	\$65,850	123
1987	35	13				1	4	\$58,657	136
1988	30	10				1	3	\$45,504	152
1989	23	10					1	\$26,565	187
1990	29	20			1	4	7	\$207,740	74
1991	31	15					7	\$149,775	100
1992	29	20				4	9	\$296,740	52
1993	29	20		1		3	6	\$233,484	71
1994	27	16				2	3	\$143,738	124
1995	27	11		1	1	2	3	\$230,769	80
1996	31	14					3	\$117,246	153
1997	28	14				1	1	\$102,592	167
1998	24	13				1	3	\$154,683	160
1999	27	11			1	4	8	\$431,879	91
Total	430	218		2	3	27	66	\$2,311,702	129

BUY.COM TOUR

1997	1								
1998	2	1						\$1,311	227
1999	2	1				1	1	\$10,575	120
Total	5	2				1	1	\$11,886	

COMBINED TOTAL MONEY: \$2,323,588

TOP TOURNAMENT SUMMARY

YEAR	88	89	90	94	95	98
Masters Tournament					CUT	
U.S. Open	CUT	T43		T6	CUT	
PGA Championship						CUT
THE PLAYERS Championship			CUT		T61	

1999 PGA TOUR STATISTICS

Scoring Average	71.01	(69T)
Driving Distance	272.3	(94)
Driving Accuracy Percentage	66.7	(128T)
Total Driving	222	(145)
Greens in Regulation Pct.	66.7	(35T)
Putting Average	1.771	(45T)
Sand Save Percentage	46.2	(158)
Eagles (Holes per)	456.0	(153T)
Birdies Average	3.70	(19)
All-Around Ranking	701	(80)

MISCELLANEOUS STATISTICS

Scoring Average Before Cut	71.30	(76)
Scoring Average 3rd Round	69.50	(5)
Scoring Average Final Round	72.33	(122)
Birdies Conversion %	30.8	(27T)
Par Breakers	20.8	(20T)

1999 Low Round: 64: 2 times, most recent 1999 Air Canada Championship/4
 Career Low Round: 61: 1993 Federal Express St. Jude Classic/4
 Career Largest Paycheck: \$110,000: 1995 FedEx St. Jude Classic/T2

1999 BUY.COM TOUR STATISTICS

Scoring Average	71.83	(N/A)
Driving Distance	264.0	(N/A)
Driving Accuracy Percentage	76.2	(N/A)
Total Driving		(N/A)
Greens in Regulation Pct.	63.9	(N/A)
Putting Average	1.783	(N/A)
Sand Save Percentage	42.9	(N/A)
Eagles (Holes per)	108.0	(N/A)
Birdies Average	3.33	(N/A)

MISCELLANEOUS STATISTICS

Scoring Average Before Cut	71.75	(N/A)
Scoring Average 3rd Round	75.00	(N/A)
Scoring Average Final Round	69.00	(N/A)
Birdies Conversion %	29.0	(N/A)
Par Breakers	19.4	(N/A)

1999 Low Round: 65: 1999 Shreveport Open/2
 Career Low Round: 65: 1999 Shreveport Open/2
 Career Largest Paycheck: \$10,575: 1999 Shreveport Open/T4



CHRIS DiMARCO

EXEMPT STATUS: 62nd on 1999 money list
FULL NAME: Christian Dean DiMarco
HEIGHT: 6' 0" **WEIGHT:** 180
BIRTHDATE: August 23, 1968 **BIRTHPLACE:** Huntington, NY
RESIDENCE: Orlando, FL; plays out of Heathrow CC
FAMILY: Wife, Amy; Cristian Alexander (2/11/96); Amanda Elizabeth (1/28/98)
COLLEGE: University of Florida
SPECIAL INTERESTS: Family, sports
TURNED PROFESSIONAL: 1990

BEST CAREER FINISH: 2--1999 Southern Farm Bureau Classic.

BUY.COM TOUR VICTORIES (1): 1997 Ozarks Open.

BEST 1999 PGA TOUR FINISHES: 2--Southern Farm Bureau Classic; T3--GTE Byron Nelson Classic; T10--BellSouth Classic

1999 SEASON: Best year on PGA TOUR since his rookie season...posted three top-10 finishes, including a career-best second place and a third...closed the year with best finish in five seasons at the Southern Farm Bureau Classic...rounds of 65-68-72 earned him second worth \$216,000...shared 36-hole lead with winner Brian Henninger, who trailed DiMarco at the turn in the final-round...first top-10 of the year came at the BellSouth Classic, where rounds of 71-69-68-69 good for T10...recorded his second career third-place finish at GTE Byron Nelson Classic...shot 64-69-68-68 to finish T3, seven strokes out of Loren Roberts-Steve Pate playoff...after opening with a 75, rebounded with 68-70-71 to finish T12 at Honda Classic and also was T17 at National Car Rental Golf Classic at Walt Disney World Resort.

CAREER HIGHLIGHTS: Manufactured a pair of top-10s in fall of 1998 to help retain his playing privileges—T9 at Bell Canadian Open and B.C. Open in consecutive weeks...rookie year on TOUR an impressive one as he finished eighth in rookie earnings that year...pair of back-to-back top-10s—a tie for third at Deposit Guaranty Golf Classic and solo fourth in New England Classic—helped him retain exempt status...earlier that year was T7 at Freeport-McMoRan Classic and T6 at The Sprint International...parlayed ninth-place finish on 1993 BUY.COM TOUR list with \$90,687 into 1994 TOUR success...BUY.COM TOUR success also earned way back to PGA TOUR in 1998...in 1997, won Ozarks Open and had seven other top-10 finishes to place third on BUY.COM TOUR money list...winner of Canadian Order of Merit in 1992, year in which he led Canadian Tour with 69.52 stroke average...BUY.COM TOUR member in 1991, finishing No. 53 with \$23,333...played in 1989 Beatrice Western Open as an amateur and finished T43...NCAA All-American in 1990...SEC Player of the Year 1990...All-SEC 1989-90...winner of 1989 SEC Championship.

PERSONAL: Played on same college team with TOUR member Dudley Hart...participated in "Strokes Against Stroke" program, sponsored by Bayer Aspirin in May of 1997 and led Team Bayer with 54 birdies...traveled the BUY.COM TOUR in a custom-made van decorated in the colors of Florida Gators.

PGA TOUR CAREER SUMMARY					PLAYOFF RECORD: 0-0				
Year	Events Played	Cuts Made	1st	2nd	3rd	Top 10	Top 25	Earnings	Rank
1989(Am.)	1	1							
1990	1								
1992	1								
1994	29	16			1	4	5	\$216,839	85
1995	33	13					3	\$74,698	174
1996	5	3						\$18,678	245
1998	31	17				2	5	\$260,334	111
1999	31	20		1	1	3	8	\$672,503	62
Total	132	70		1	2	9	21	\$1,243,052	217
BUY.COM TOUR									
1991	29	13				4	7	\$23,333	53
1992	1								
1993	29	19		2		10	15	\$90,687	9
1994	1	1						\$460	276
1996	1								
1997	27	23	1	2	1	8	15	\$135,513	3
Total	88	56	1	4	1	22	37	\$249,993	
COMBINED TOTAL MONEY:								\$1,493,045	

CHRIS DiMARCO...continued

TOP TOURNAMENT SUMMARY

YEAR	95	98	99
U.S. Open		T32	
PGA Championship			T41
THE PLAYERS Championship	CUT		T46

1999 PGA TOUR STATISTICS

Scoring Average	71.23	(90T)
Driving Distance	275.0	(67T)
Driving Accuracy Percentage	64.0	(159)
Total Driving	226	(150T)
Greens in Regulation Pct.	66.8	(33T)
Putting Average	1.807	(154T)
Sand Save Percentage	53.6	(58T)
Eagles (Holes per)	178.2	(35)
Birdies Average	3.18	(131)
All-Around Ranking	727	(89)

MISCELLANEOUS STATISTICS

Scoring Average Before Cut	71.17	(61)
Scoring Average 3rd Round	72.20	(153T)
Scoring Average Final Round	71.95	(92T)
Birdies Conversion %	26.5	(160T)
Par Breakers	18.2	(121T)

1999 Low Round: 64: 1999 GTE Byron Nelson Classic/1
 Career Low Round: 63: 1998 Greater Vancouver Open/2
 Career Largest Paycheck: \$216,000: 1999 Southern Farm Bureau Classic/2



TREVOR DODDS

EXEMPT STATUS: 1998 tournament winner (through 2000)

FULL NAME: Trevor George Dodds

HEIGHT: 6' 1"

WEIGHT: 195

BIRTHDATE: September 26, 1959

BIRTHPLACE: Windhoek, Southwest Africa (Namibia)

RESIDENCE: St. Louis, MO

FAMILY: Wife, Kris; Audrey (2/11/96)

COLLEGE: Lamar University (General Business and Industrial Engineering)

SPECIAL INTERESTS: Books, sports

TURNED PROFESSIONAL: 1985

Q SCHOOL: 1985, 1986, 1988, 1992

TOUR VICTORIES (1): 1998 Greater Greensboro Chrysler Classic

BUY.COM TOUR VICTORIES (2): 1990 Deer Creek Open, 1997 Miami Valley Open

BEST 1999 FINISHES: 8--Greater Greensboro Chrysler Classic; T10--B.C. Open

1999 SEASON: For second straight season, had five or more top-25 finishes...first of two top-10s came in defense of his Greater Greensboro Chrysler Classic title, where rounds of 71-65-72-69 produced a T8...second top-10 came at B.C. Open...was T10 after 71-66-72-69...in next appearance was T24 at Michelob Championship...closed season with T23 at Southern Farm Bureau Classic...opened 67-70 and was four shots out of the 36-hole lead before closing 71-69 and finishing T21 at Air Canada Championship...shared first-round lead at Bell Canadian Open after opening with 66...closed 73-78-76 for T55.

CAREER HIGHLIGHTS: Earned his first PGA TOUR victory at 1998 Greater Greensboro Chrysler Classic...nominated Comeback Player of the Year after season which not only included win in Greensboro but three other top-10s and seven top-25s...stood three off 54-hole lead at GGCC after rounds of 68-69-70...trailed by two as he stood on 18th tee...almost holed approach shot and birdied to move within one of Bob Estes with closing 69...Estes bogeyed final two holes while Scott Verplank rolled in 30-foot birdie on 18 to force three-man playoff...Trevor won with two-putt par from 8 feet on first extra hole...struggled to regain exempt status on PGA TOUR eight of the nine times he had it since 1986, but found success in late 1990s on Canadian Tour and on BUY.COM TOUR...won 1997 Miami Valley Open and added eight more top-10 finishes to place fifth on BUY.COM TOUR money list that year, earning a spot on PGA TOUR for 1998...named BUY.COM TOUR Player of the Month in June of 1997 for successes...also won 1990 Deer Creek Open...on Canadian Tour, won 1995 Canadian PGA Championship, 1995 Xerox Manitoba Open, 1996 Henry Singer Alberta Open, 1996 Ed-Tel Classic, 1996 Infiniti Classic and 1996 Canadian Open...finished first on Canadian

TREVOR DODDS...continued

Order of Merit in 1995 and 1996...represented Namibia in 1997 World Cup of Golf...prior to winning in 1998, best finish on TOUR was T3 at 1993 AT&T Pebble Beach National Pro-Am.

PERSONAL: Diagnosed with testicular cancer in summer of 1997...in 1998, nominated Comeback Player of the Year...ironically, battled former college foes Scott Verplank and Bob Estes for first TOUR victory.

PGA TOUR CAREER SUMMARY					PLAYOFF RECORD: 1-0				
Year	Events Played	Cuts Made	1st	2nd	3rd	Top 10	Top 25	Earnings	Rank
1985	1								
1986	22	10						\$14,694	190
1987	30	12				1	3	\$46,646	155
1988	5	2					1	\$16,179	202
1989	21	12					3	\$47,086	166
1990	8	6				2	3	\$74,544	153
1991	28	15					2	\$57,786	169
1993	30	13			1	1	2	\$119,436	126
1994	29	10				1	1	\$92,734	160
1995	3	2					1	\$20,122	239
1996	2	1						\$6,638	301
1998	29	18	1		1	4	7	\$791,340	33
1999	30	18				2	5	\$311,311	130
Total	238	119	1		2	11	28	\$1,598,517	182
BUY.COM TOUR									
1990	5	4	1			1	1	\$22,055	46
1991	1	1					1	\$1,443	202
1992	24	17		1		6	10	\$46,938	28
1995	2								
1996	1	1						\$1,423	202
1997	16	14	1		3	9	11	\$130,983	5
Total	49	37	2	1	3	16	23	\$202,842	
COMBINED TOTAL MONEY:								\$1,801,359	

TOP TOURNAMENT SUMMARY

YEAR	90	94	98	99
Masters Tournament				CUT
U.S. Open	CUT	CUT	CUT	
British Open Championship			T57	
PGA Championship			T62	
THE PLAYERS Championship	CUT	CUT	CUT	

NATIONAL TEAMS: World Cup, 1997


1999 PGA TOUR STATISTICS

Scoring Average	71.79	(136T)
Driving Distance	275.2	(64T)
Driving Accuracy Percentage	65.1	(151T)
Total Driving	215	(138T)
Greens in Regulation Pct.	65.2	(70T)
Putting Average	1.800	(129T)
Sand Save Percentage	44.1	(170T)
Eagles (Holes per)	194.0	(46T)
Birdies Average	3.05	(158)
All-Around Ranking	924	(142)

MISCELLANEOUS STATISTICS

Scoring Average Before Cut	71.61	(105)
Scoring Average 3rd Round	72.60	(167T)
Scoring Average Final Round	72.53	(136T)
Birdies Conversion %	26.0	(169T)
Par Breakers	17.5	(147T)

1999 Low Round: 65: 3 times, most recent 1999 Las Vegas Invitational/3
Career Low Round: 63: 1987 Buick Open/3
Career Largest Paycheck: \$396,000: 1998 Greater Greensboro Chrysler Classic/1



SCOTT DUNLAP

EXEMPT STATUS: 78th on 1999 money list
FULL NAME: Scott Michael Dunlap
HEIGHT: 5'11" **WEIGHT:** 170
BIRTHDATE: August 16, 1963 **BIRTHPLACE:** Pittsburgh, PA
RESIDENCE: Duluth, GA; plays out of TPC of Sugarloaf
FAMILY: Single
COLLEGE: University of Florida (1985, Finance)
SPECIAL INTERESTS: Jazz, conservative politics
TURNED PROFESSIONAL: 1985 **Q-SCHOOL:** 1995, 1998

BEST PGA TOUR FINISH: T3--1996 Bell Canadian Open, 1999 Doral-Ryder Open.

INTERNATIONAL VICTORIES (3): 1999 Dimension Data Pro-Am (Afr), Peru Open, Argentine Open

BEST BUY.COM TOUR FINISH: 2--1998 Ozarks Open.

BEST 1999 PGA TOUR FINISHES: T3--Doral-Ryder Open; 7--Bell Canadian Open; T10--British Open Championship.

BEST 1999 INTERNATIONAL FINISHES: 1--Dimension Data Pro-Am, Peru Open, Argentine Open; T2--South African Open Championship; T9--Vodacom Players Championship. (all South Africa)

1999 SEASON: Enjoyed his best season on PGA TOUR...in second appearance of the year, finished T3 at Doral-Ryder Open, matching his best career finish at 1996 Bell Canadian Open...shared first-round lead after opening with 67...closed 72-69-69, earning \$135,300 for largest payday of career...earned second top-10 at British Open, where rounds of 72-77-76-70 good for T10 and his best finish in a major...also earned exemption into 2000 British Open with top-15 finish...third top-10 came at Bell Canadian Open, where rounds of 72-74-66-70 earned a seventh place finish and \$83,750...in next start was T12 at Westin Texas Open...also was T17 at Michelob Championship and T17 at National Car Rental Golf Classic at Walt Disney World Resort...closed year by playing in World Golf Championships-American Express Championship, where he finished T48...gained exemption by virtue of being No. 2 on 1998/99 Southern Africa Tour Order of Merit...played on Southern Africa Tour in January and February, winning the Dimension Data Pro-Am, shooting 66-65-70-72...also was second at South African Open Championship and was T9 at Vodacom Players Championship...won Peru Open in Nov. and Argentine Open in Dec.

CAREER HIGHLIGHTS: Finest year on PGA TOUR prior to 1999, was 1996 when he finished among top-125 for first time...best finishes that year were T3 at Bell Canadian Open and T9 at LaCantera Texas Open...at Bell Canadian Open, opened with 8-under-par 64 to take a two-stroke lead...followed with 65 to build a three-stroke lead over Dudley Hart...event rain-shortened to 54 holes and shot 76 Sunday to finish T3, three strokes behind Hart...also finished eighth at 1995 Bell Canadian Open and was tied for 13th in 1997...has made his mark in international competitions...a member of the Canadian Tour in 1995, he finished second on the Order of Merit and led the tour in scoring average...won the 1995 Canadian Masters by 10 strokes...winner of 1994 Manitoba Open, 1995 South African Masters and 1996 Litoral Open in Argentina.

PERSONAL: Sister Page is the women's golf coach at Vanderbilt University...enjoys discussing politics.

PGA TOUR CAREER SUMMARY

Year	Events Played	Cuts Made	1st	2nd	3rd	Top 10	Top 25	Earnings	Rank
1992	1								
1995	2	2				1	1	\$44,000	211
1996	28	13			1	2	3	\$168,682	124
1997	32	14					3	\$120,466	153
1998	1	1						\$16,499	255
1999	24	19			1	3	7	\$533,027	78
Total	88	49			2	6	14	\$882,675	261
BUY.COM TOUR									
1990	16	7				1	3	\$6,784	104
1998	21	16		1		4	8	\$64,159	45
Total	37	23		1		5	11	\$70,943	

1999 INTERNATIONAL SUMMARY

South Africa Tour									
1999	5	5	1	1		3	4	\$147,131	

SCOTT DUNLAP...continued

PGA TOUR TOP TOURNAMENT SUMMARY

YEAR	92	96	97	98	99
U.S. Open Championship	CUT	CUT	T24		
British Open Championship			CUT	T29	T10
PGA Championship					T68
THE PLAYERS Championship			CUT		
WGC American Express Championship					T48

1999 PGA TOUR STATISTICS

Scoring Average	70.84	(51T)
Driving Distance	273.7	(83)
Driving Accuracy Percentage	71.3	(49T)
Total Driving	132	(22)
Greens in Regulation Pct.	66.6	(37T)
Putting Average	1.793	(113T)
Sand Save Percentage	50.4	(105T)
Eagles (Holes per)	210.9	(55)
Birdies Average	3.41	(64T)
All-Around Ranking	557	(46)

MISCELLANEOUS STATISTICS

Scoring Average Before Cut	71.04	(53)
Scoring Average 3rd Round	71.00	(61T)
Scoring Average Final Round	72.84	(158)
Birdies Conversion %	28.5	(98T)
Par Breakers	19.4	(59T)

1999 Low Round: 64: 1999 GTE Byron Nelson Classic/1
Career Low Round: 64: 2 times, most recent 1999 GTE Byron Nelson Classic/1
Career Largest Paycheck: \$135,300: 1999 Doral-Ryder Open/T3

1999 INTERNATIONAL STATISTICS

1999 Low Round: 65: 2 times, most recent 1999 Dimension Data Pro-Am/2



JOE DURANT (due-RANT)

EXEMPT STATUS: 1998 tournament winner (through 2000)

FULL NAME: Joseph Scott Durant

HEIGHT: 5' 10"

WEIGHT: 170

BIRTHDATE: April 7, 1964

BIRTHPLACE: Pensacola, FL

RESIDENCE: Molino, FL; plays out of Steelwood GC

FAMILY: Wife, Tracey; Connor (8/4/91), Joseph Hayes (2/27/98)

COLLEGE: Huntingdon (AL) College (1987, Marketing)

SPECIAL INTERESTS: Sports, reading, music

TURNED PROFESSIONAL: 1987

Q SCHOOL: 1992

TOUR VICTORIES (1): 1998 Motorola Western Open

BUY.COM TOUR VICTORIES (1): 1996 Mississippi Gulf Coast Classic

BEST 1999 FINISH: T12--John Deere Classic

1999 SEASON: Started the season in wonderful fashion when he opened the Mercedes Championships with a 66 and shared the first-round lead with three others...followed with a 70-77-74 and finished T18, earning largest paycheck of year \$51,025...next top-15 came at John Deere Classic, where he shot 69-68-66-65 and finished T12, worth \$40,500...won Par-3 Contest at Masters Tournament...unfortunately followed with rounds of 87-79, the highest score of anyone who played 36 holes...during week did suffer from fractured rib...in February at AT&T Pebble Beach National Pro-Am, thought he suffered a muscle pull trying to throw duffel bag over his shoulder...took six weeks off to heal, during which time was diagnosed with a fractured rib...ranked third in driving accuracy (78.6%) and second in greens in regulation (70.3%).

CAREER HIGHLIGHTS: Became the fifth of eight first-time winners in 1998 with victory at the Motorola Western Open...stood one stroke off first-round lead after opening with 68...followed with 67, good for one-stroke lead over Vijay Singh...was four strokes back through 54 holes after third-round 70...shot 66 for 17-under 271 and two-stroke victory over Singh...broke a tie with Singh with birdies at Nos. 14, 15 and 17...victory worth \$396,000...experienced unfortunate debut on PGA TOUR in 1993, making two cuts and earning \$4,055 in 18 events...however, competed on the BUY.COM TOUR the next three years, improving his position on money list each year...had successful return to PGA TOUR in 1997, finishing 100th on the money list on strength of three top-10 finishes and stretch of 14 cuts

JOE DURANT...continued

in 15 tournaments to close the season...best performances were T5 at Honda Classic, T7 at Walt Disney World/Oldsmobile Classic and T9 at United Airlines Hawaiian Open...led the TOUR in total driving that year...on BUY.COM TOUR, finished 71st on money list in 1994 with one top-10 finish...20th in 1995 with seven top-10 finishes, including a tie for second at Sonoma County Open...third in 1996 with four finishes in top three...won 1996 Mississippi Gulf Coast Classic by one stroke over Dave Rummells and Brett Quigley...earned \$159,386 for year and spot PGA TOUR in 1997...three-time NAIA All-American and medalist at 1987 NAIA Championship while at Huntingdon College...1992 T.C. Jordan Tour Player of the Year.

PERSONAL: Took six months away from golf after 1991 BUY.COM TOUR season...received license to sell insurance but sold no policies...also took job at golf equipment retail house, filling orders and stacking boxes...before returning to TOUR golf, received lecture from wife Tracey about changing his outlook—had been negative thinker on course.

PGA TOUR CAREER SUMMARY

PLAYOFF RECORD: 0-0

Year	Events Played	Cuts Made	1st	2nd	3rd	Top 10	Top 25	Earnings	Rank
1987	1								
1993	18	2						\$4,055	279
1997	31	19				3	7	\$240,936	100
1998	24	15	1			2	6	\$651,803	43
1999	26	13					2	\$187,062	157
Total	100	49	1			5	15	\$1,083,856	235

BUY.COM TOUR

1990	4	3						\$1,930	166
1991	27	16				1	6	\$16,095	67
1992	5	4				1	3	\$7,025	122
1993	11	4				1	1	\$6,398	127
1994	24	12				1	8	\$20,340	71
1995	27	20		1		7	12	\$81,697	20
1996	27	23	1	1	2	8	17	\$159,386	3
Total	125	82	1	2	2	19	47	\$292,871	

COMBINED TOTAL MONEY: \$1,376,727

TOP TOURNAMENT SUMMARY

YEAR	97	98	99
Masters Tournament			CUT
U.S. Open		T32	CUT
British Open Championship		CUT	
PGA Championship		T40	
THE PLAYERS Championship	CUT	CUT	T6

1999 PGA TOUR STATISTICS

Scoring Average	71.88	(143)
Driving Distance	270.0	(114T)
Driving Accuracy Percentage	78.6	(3)
Total Driving	117	(14)
Greens in Regulation Pct.	70.3	(2)
Putting Average	1.835	(187)
Sand Save Percentage	31.1	(192)
Eagles (Holes per)	711.0	(176)
Birdies Average	3.16	(135T)
All-Around Ranking	952	(144)

MISCELLANEOUS STATISTICS

Scoring Average Before Cut	72.09	(145T)
Scoring Average 3rd Round	72.87	(174)
Scoring Average Final Round	71.93	(90T)
Birdies Conversion %	25.0	(178T)
Par Breakers	17.7	(141T)

1999 Low Round: 65: 1999 John Deere Classic/4
 Career Low Round: 65: 3 times, most recent 1999 John Deere Classic/4
 Career Largest Paycheck: \$396,000: 1998 Motorola Western Open/1



DAVID DUVAL *(due-VAHL)*

EXEMPT STATUS: Winner, 1999 THE PLAYERS Championship (through 2004)

FULL NAME: David Robert Duval

HEIGHT: 6' 0"

WEIGHT: 180

BIRTHDATE: November 9, 1971

BIRTHPLACE: Jacksonville, FL

RESIDENCE: Ponte Vedra Beach, FL

FAMILY: Single

COLLEGE: Georgia Tech

SPECIAL INTERESTS: Reading, fly fishing, surfing, skiing, baseball, snowboarding

TURNED PROFESSIONAL: 1993

TOUR VICTORIES (11): 1997 Michelob Championship at Kingsmill, Walt Disney World/Oldsmobile Classic, THE TOUR Championship. 1998 Tucson Chrysler Classic, Shell Houston Open, NEC World Series of Golf, Michelob Championship at Kingsmill. 1999 Mercedes Championships, Bob Hope Chrysler Classic, THE PLAYERS Championship, BellSouth Classic.

BUY.COM TOUR VICTORIES (2): 1993 Wichita Open, BUY.COM TOUR Championship

BEST 1999 FINISHES: 1--Mercedes Championships, Bob Hope Chrysler Classic, THE PLAYERS Championship, BellSouth Classic; 2--Sprint International; T3--Memorial Tournament; T5--Nissan Open; T6--Masters Tournament; T7--U.S. Open Championship; T8--Michelob Championship at Kingsmill; T10--Buick Classic, PGA Championship.

1999 SEASON: Through April was considered by many the best player in the world...was the first player since Johnny Miller in 1974 to win four times before the Masters with Mercedes Championships, Bob Hope Chrysler Classic, THE PLAYERS Championship and BellSouth Classic victories...was also the first player since Nick Price (1993-94) to earn at least four victories in consecutive years...for second straight year was nominated for Jack Nicklaus Trophy as PGA TOUR Player of the Year...first victory at Mercedes Championships included 29 birdies, the second largest amount in TOUR history...was one behind after first round before erupting with a course-tying record 63 followed by a pair of 68s for a nine-stroke victory over Billy Mayfair and Mark O'Meara...it was the largest margin of victory on TOUR in 1999 and the largest since Tiger Woods won 1997 Masters by 12...his 266 total broke Calvin Peete's 1986 tournament record by one and his 26-under-par total missed John Huston's TOUR record by two strokes...in his second start, erupted again, tying the PGA TOUR 18-hole scoring record and earned second consecutive victory with closing 59 at Bob Hope Chrysler Classic...came from seven strokes back entering final round to edge Steve Pate by one stroke...sank six-foot eagle putt on 90th hole to tie Al Geiberger (1977) and Chip Beck (1991) with a 59...it was the lowest closing round in TOUR history...he became only the seventh player since 1970 to shoot double-digit under par in final round to win and first since Hal Sutton shot 10-under 61 to win 1995 B.C. Open...it was his ninth victory in 28 starts and the \$540,000 payday put him at \$1,008,000 in two starts—making him quickest ever to win \$1 million in TOUR season...he also became the first player since Steve Jones in 1989 to win first two starts of season...earned 10th TOUR title in 33 starts at THE PLAYERS Championship...stood one stroke off first and second round lead but third-round 74 lifted him to one stroke lead...closing 73 produced two-stroke win over Scott Gump...victory came same day as father, Bob, won Emerald Coast Classic, making them first father-son combo to win PGA TOUR and SENIOR TOUR events on same day...\$900,000 payday lifted season earnings to \$2,148,300, earliest to win \$2 million in season...also moved to No. 1 on Official World Golf Ranking, snapping Tiger Woods' string of 41 consecutive weeks...also first since Fred Couples (March 1992) to reach No. 1 without having won a major...earned fourth title of season in eighth start at BellSouth Classic...stood one off 54-hole lead after rounds of 66-69-68...closing 67 produced two-stroke victory over Cink for his 11th victory in 34 starts...\$450,000 payday lifted him to PGA TOUR record \$2,598,300...won back-to-back titles for third time in his career and second time in 1999...rounds of 71-74-70-70 produced T6 at Masters Tournament, his sixth top-10 of season...next top-10 at Memorial Tournament, where 72-68-69-70 good for T3...shared first- and second- round leads at U.S. Open after 67-70 start...closed with pair of 75s for T7...after T10 at Buick Classic, earned \$51,875, making him first player in TOUR history to surpass \$3 million in season earnings with \$3,009,845...fell to No. 2 behind Tiger Woods after PGA Championship where he was T10...at Sprint International, finished three points behind David Toms to finish second...finished T8 in defense of Michelob Championship at Kingsmill title, earning 12th top-10 of season...lost to Tiger Woods 2 and 1 August 2 at Motorola Showdown at Sherwood...played on first Ryder Cup team with 1-2-1 record...ranked second in birdie average (4.24), second in scoring average (69.17), third in greens in regulation (69.4%), third in all-around.

CAREER HIGHLIGHTS: Became one of the game's dominant players in a short four-year span, finishing 11th and 10th on money list his first two years and then winning the last three events of the 1997 season to finish second in official earnings...1997 finish one of strongest three weeks in golf during the 1990s...won Michelob Championship at Kingsmill for first TOUR title, followed with win at Walt Disney World/Oldsmobile Classic and then won THE TOUR Championship...won the first two with a birdie and par on first playoff hole and the last by one over Jim Furyk...became first player since Nick Price in 1993 to win three consecutive starts...first player in PGA TOUR history to win playoffs in consecutive weeks...also became first player since Billy Andrade in 1991 to win his first two titles back-to-back...earned \$1,269,000 in final three starts...in 1998, provided the game of golf with another outstanding performance...with it produced one of the closest debates for PGA TOUR Player of the Year voting...led U.S.

DAVID DUVAL...continued

Presidents Cup team eligibility list...earned the Byron Nelson Award and Vardon Trophy with lowest scoring average (69.13) and the Arnold Palmer Award for earnings (\$2,591,031)...led TOUR with four victories—Tucson Chrysler Classic, Shell Houston Open, NEC World Series of Golf, Michelob Championship—for a total of seven in 12-month period—the most since Tom Watson's stretch in 1979-80...among top-10 in 12 of 23 events entered, only Tiger Woods (13 of 20) had more...had seven seconds and four thirds in 86 starts before winning his first TOUR event...in rookie season of 1995, finished second three times—AT&T Pebble Beach National Pro-Am, Bob Hope Chrysler Classic and Memorial Tournament and finished season with eight top-10s and a then-rookie earnings record...sophomore season even stronger with two second-place finishes, three thirds and nearly \$1 million in earnings...finished 11th on 1993 BUY.COM TOUR money list despite playing in only nine events...won Wichita Open and BUY.COM TOUR Championship...as an amateur, held two-stroke lead through 54 holes at 1992 BellSouth Classic before closing with 79 and finishing T13...while at Georgia Tech, joined Gary Hallberg and Phil Mickelson as only four-time Division I first-team All-Americans...Collegiate Player of the Year and winner of Dave Williams Award in 1993.

PERSONAL: Father Bob, a SENIOR PGA TOUR standout...David caddied for his dad at 1996 Transamerica, Bob's first SENIOR TOUR event...wears sunglasses on the golf course due to eye stigma which causes sensitivity to light...prior to 1999 U.S. Open, suffered second-degree burns on thumb and forefinger of right hand on June 11 on hot teapot...commenting on this and love of snowboarding, said: "I go snowboarding, and people think I'm crazy. But trying to fix a cup of coffee, I almost take myself out."

PGA TOUR CAREER SUMMARY

PLAYOFF RECORD: 2-0

Year	Events Played	Cuts Made	1st	2nd	3rd	Top 10	Top 25	Earnings	Rank
1990(Am.)	1	1							
1992(Am.)	5	2					2		
1993	5	4					1	\$27,181	201
1994	6	4				1	1	\$44,006	195
1995	26	20		3	1	8	14	\$881,436	11
1996	23	16		2	3	6	11	\$977,079	10
1997	29	21	3	2		7	14	\$1,885,308	2
1998	23	19	4	1	1	12	17	\$2,591,031	1
1999	21	20	4	1	1	12	17	\$3,641,906	2
Total	139	107	11	9	6	46	77	\$10,047,947	10
BUY.COM TOUR									
1993	9	8	2		1	5	6	\$85,882	11
1994	22	17		1	3	10	15	\$126,430	8
Total	31	25	2	1	4	15	21	\$212,312	
COMBINED TOTAL MONEY:								\$10,260,259	

TOP TOURNAMENT SUMMARY

YEAR	90	92	95	96	97	98	99
Masters Tournament				T18	CUT	T2	T6
U.S. Open	T56	CUT	T28	T67	T48	T7	T7
British Open Championship			T20	T14	T33	T11	T62
PGA Championship			CUT	T41	T13	CUT	T10
THE PLAYERS Championship			CUT	T4	T43	T18	1
THE TOUR Championship			T9	T15	1	T8	T15
WGC Andersen Consulting Match Play							T17
WGC NEC Invitational							T27

NATIONAL TEAMS: Walker Cup, 1991; The Presidents Cup (2), 1996, 1998; Ryder Cup, 1999

1999 PGA TOUR STATISTICS

Scoring Average	69.17	(2)
Driving Distance	286.8	(9)
Driving Accuracy Percentage	70.4	(68T)
Total Driving	77	(7T)
Greens in Regulation Pct.	69.4	(3T)
Putting Average	1.748	(10)
Sand Save Percentage	45.3	(164)
Eagles (Holes per)	157.5	(19)
Birdies Average	4.24	(2)
All-Around Ranking	277	(3T)

MISCELLANEOUS STATISTICS

Scoring Average Before Cut	70.05	(6)
Scoring Average 3rd Round	70.56	(35)
Scoring Average Final Round	70.67	(10)
Birdies Conversion %	34.0	(3T)
Par Breakers	24.2	(2)
1999 Low Round:	59:	1999 Bob Hope Chrysler Classic/5
Career Low Round:	59:	1999 Bob Hope Chrysler Classic/5
Career Largest Paycheck:	\$900,000:	1999 THE PLAYERS Championship/1



STEVE ELKINGTON

EXEMPT STATUS: Winner, 1997 PLAYERS Championship (through 2007)
FULL NAME: Stephen John Elkington
HEIGHT: 6' 2" **WEIGHT:** 190
BIRTH DATE: December 8, 1962 **BIRTHPLACE:** Inverell, Australia
RESIDENCE: Sydney, Australia and Houston, TX; plays out of Champions GC
FAMILY: Wife, Lisa; Annie Elizabeth (3/24/95); Samuel Ross (2/25/97)
COLLEGE: University of Houston (1985, Recreation)
SPECIAL INTERESTS: Caricature drawing, fishing, hunting, gardening
TURNED PROFESSIONAL: 1985 **Q SCHOOL:** 1986

TOUR VICTORIES (10): 1990 Kmart Greater Greensboro Open. 1991 THE PLAYERS Championship. 1992 Infiniti Tournament of Champions. 1994 Buick Southern Open. 1995 Mercedes Championships, PGA Championship. 1997 Doral-Ryder Open, THE PLAYERS Championship. 1998 Buick Challenge. 1999 Doral-Ryder Open

INTERNATIONAL VICTORIES (2): 1992 Australian Open (Aus). 1996 Honda Invitational (Asia).

BEST 1999 FINISHES: 1--Doral-Ryder Open; 7--Sprint International; T10--Westin Texas Open.

1999 SEASON: For third straight year appeared in winner's circle on PGA TOUR...a closing 64, which featured six consecutive birdies, at Doral-Ryder Open produced his 10th PGA TOUR title...began final round six strokes behind Greg Kraft...prior to win had failed to break 70 in 11 of 13 previous rounds before going 69-64 to close out at Doral...at Masters Tournament rounds of 72-70-71-74 good for T11, his fourth career top-15 finish at Augusta...withdrew prior to final round of Shell Houston Open after being diagnosed with third case of meningitis...had moved into T9 in Houston following third-round 65...in first event back, was T39 at MasterCard Colonial...withdrew before first round of PGA Championship after caddie "Gypsy" Joe Grillo suffered asthma attack...at Sprint International, produced 34 points and finished seventh for second top-10 of year...rounds of 68-71-70-67 good for T10 at Westin Texas Open...in effort to qualify for THE TOUR Championship at his home course Champions, finished T11 at National Car Rental Golf Classic at Walt Disney World Resort but not enough to break into top-30.

CAREER HIGHLIGHTS: First top-10 finish on the money list came in 1995, when he won twice and finished second twice...opened year with second Mercedes Championships title...birdied second playoff hole to defeat Bruce Lietzke...trailed Ernie Els by six strokes entering final round of PGA Championship at Riviera...shot front-nine 31 on way to final-round 64 to force playoff with Colin Montgomerie...sank 25-foot putt on first extra hole to win first major title...runner-up at Memorial Tournament and THE TOUR Championship...finished year by winning Vardon Trophy with 69.62 scoring average...in 1998, captured ninth TOUR title and second Buick Challenge trophy in a playoff over Fred Funk...reached top-10 again in 1997 thanks to two more victories...trailed David Duval by two strokes entering final round of Doral-Ryder Open before earning two-stroke victory with closing 69...three weeks later was dominant at THE PLAYERS Championship...shot 66-69-68-69--272 to lead wire-to-wire and win by a PLAYERS Championship-record seven strokes over Scott Hoch...joined Jack Nicklaus and Fred Couples as only two-time winners at TPC at Sawgrass...first TOUR victory came at 1990 Kmart Greater Greensboro Open, where final-round 66 brought him from seven strokes back...outdueled Fuzzy Zoeller to win 1991 PLAYERS Championship...won 1992 Infiniti Tournament of Champions in playoff over Brad Faxon, one of six top-three finishes that year...made all 23 cuts in 1993...lost playoff to Rocco Mediate at Kmart Greater Greensboro Open and tied for third at Masters Tournament...missed part of 1994 season after sinus surgery, but came back to tie for seventh at PGA Championship and notch five-stroke victory at Buick Southern Open...winner 1993 Fred Meyer Challenge with Tom Purtzer...won Shark Shootout with Raymond Floyd in 1993, Mark Calcavecchia in 1995 and Greg Norman in 1998...won 1980 Australia-New Zealand Amateur...winner 1981 Australian Amateur and Doug Sanders Junior...two-time All-American at University of Houston, where teammates included Billy Ray Brown...two-time Southwest Conference champion...member of NCAA Championship teams in 1984 and 1985.

PERSONAL: Idol growing up was fellow Australian Bruce Devlin...an avid gardner and accomplished caricaturist...a member of Champions GC, site of 1997 and 1999 TOUR Championship.

PGA TOUR CAREER SUMMARY						PLAYOFF RECORD: 4-3			
Year	Events Played	Cuts Made	1st	2nd	3rd	Top 10	Top 25	Earnings	Rank
1984 (Am.)	1	1							
1985 (Am.)	2	2							
1985	5	5							
1986	5	3							
1987	35	19				2	7	\$9,897	180
1988	29	19				2	9	\$12,705	194
1989	29	21		1	1	3	9	\$75,738	118
1990	26	24	1			4	14	\$149,972	79
1991	28	17	1			4	10	\$231,062	61
1992	24	21	1	2	3	9	14	\$548,564	18
1993	23	23		1	1	8	14	\$549,120	25
1994	20	15	1			2	5	\$746,352	12
								\$675,383	17
								\$294,943	62

STEVE ELKINGTON...continued

CAREER SUMMARY...continued

Year	Events Played	Cuts Made	1st	2nd	3rd	Top 10	Top 25	Earnings	Rank
1995	21	16	2	2		7	11	\$1,254,352	5
1996	19	15		1	1	5	9	\$459,637	42
1997	17	14	2		1	3	9	\$1,320,411	8
1998	16	10	1		1	4	5	\$695,775	42
1999	21	18	1			3	7	\$1,086,376	35
Total	321	243	10	7	8	56	125	\$8,110,288	19

YEAR	87	88	89	90	91	92	93	94	95	96	97	98	99
Masters Tournament					T22	T37	T3	CUT	T5	CUT	T12	30	T11
U.S. Open			T21	T21	T55	CUT	T33		T36	T40	T24	CUT	T51
British Open Championship				CUT	T44	T34	T48	T67	T6	CUT	CUT	WD	CUT
PGA Championship		T31	T41	CUT	T32	T18	T14	T7	1	T3	T45	3	
THE PLAYERS Championship	CUT	T54	CUT	T16	1	CUT	T16	T51	W/D	T19	1		T38
THE TOUR Championship				10	9	T22	T23		T2		T17		
WGC Andersen Consulting Match Play													T33
WGC NEC Invitational													39
WGC American Express Championship													T34

NATIONAL TEAMS: Presidents Cup (3), 1994, 1996, 1998; World Cup, 1994; Dunhill Cup (4), 1994, 1995, 1996, 1997.

1999 PGA TOUR STATISTICS

Scoring Average	70.96	(65T)
Driving Distance	269.5	(122T)
Driving Accuracy Percentage	72.6	(33T)
Total Driving	155	(42)
Greens in Regulation Pct.	67.4	(24T)
Putting Average	1.806	(150T)
Sand Save Percentage	48.4	(129T)
Eagles (Holes per)	297.0	(109)
Birdies Average	3.24	(110T)
All-Around Ranking	742	(93)

MISCELLANEOUS STATISTICS

Scoring Average Before Cut	71.69	(112)
Scoring Average 3rd Round	71.94	(142)
Scoring Average Final Round	71.93	(90T)
Birdies Conversion %	26.7	(157T)
Par Breakers	18.4	(111T)

1999 Low Round: 64: 1999 Doral-Ryder Open/4
Career Low Round: 62: 3 times, most recent 1991 Southwestern Bell Colonial/3
Career Largest Paycheck: \$630,000: 1997 THE PLAYERS Championship/1



ERNIE ELS (ELSE)

EXEMPT STATUS: Winner, 1997 U.S. Open (through 2007)

FULL NAME: Theodore Ernest Els

HEIGHT: 6' 3"

WEIGHT: 210

BIRTHDATE: October 17, 1969

BIRTHPLACE: Johannesburg, South Africa

RESIDENCE: Fancourt, South Africa, Wentworth, England and Orlando, FL

FAMILY: Wife, Leizi; Samantha (5/26/99)

SPECIAL INTERESTS: Movies, reading, sports

TURNED PROFESSIONAL: 1989

JOINED TOUR: 1994

TOUR VICTORIES (7): 1994 U.S. Open. 1995 GTE Byron Nelson Classic. 1996 Buick Classic. 1997 U.S. Open, Buick Classic. 1998 Bay Hill Invitational. 1999 Nissan Open.

INTERNATIONAL VICTORIES (22): 1992 Protea Assurance South Africa Open (SAf), Lexington PGA Championship (SAf), South African Masters (SAf), Hollard Royal Swazi Sun Classic (SAf), FNB Players' Championship (SAf), Goodyear Classic (SAf). 1993 Dunlop Phoenix Tournament (Jpn). 1994 Dubai Desert Classic (Eur), Toyota World Match Play Championship (Eur), Johnnie Walker World Championship (Eur), Sarazen World Open. 1995 Lexington South African PGA Championship (SAf), Toyota World Match Play (Eur), Bells Cup (SAf). 1996 South African Open (SAf), Toyota World Match Play (Eur), Johnnie Walker Super Tour Event, World Cup--Individual. 1997 Johnnie Walker Classic (Aus), World Cup--Individual. 1998 South African Open (SAf) 1999 Alfred Dunhill PGA Championship (SAf)

ERNIE ELS...continued

BEST 1999 PGA TOUR FINISHES: 1--Nissan Open; 2--National Car Rental Golf Classic/Disney; T3--Doral-Ryder Open; 5--WGC NEC Invitational; T5--Sprint International; 6--Buick Open; T7--Memorial Tournament.

BEST 1999 INTERNATIONAL FINISHES: 1--Alfred Dunhill PGA Championship (SAF); T2--Heineken Classic (Aus); 3--Johnnie Walker Classic (Eur); T4--Volvo PGA Championship (Eur); T5--Deutsche Bank Open - TPC of Europe; T6--South African Open (SAF)

1999 SEASON: A good year on and off the course with a wonderful mix of family and his fifth top-20 finish on the TOUR money list...with victory at the Nissan Open, his first start of the year, leads the TOUR with consecutive years with a win—six dating from 1994 to 1999...posted rounds of 68-66-68-68 to earn a two-stroke victory over Ted Tryba, Tiger Woods and Davis Love III...the Nissan Open victory followed his season-opening win at South African PGA Championship and meant he had won events on two or more tours each of the past six seasons...second top-10 came at Doral-Ryder Open, where rounds of 71-66-70 had him within two strokes of 36- and 54-hole leads...closing 73 produced T3...at Memorial Tournament fired 69-72-70-70 for T7...shared 36-hole lead at Buick Open after opening 68-65...closed 71-69 for sixth-place finish...fifth top-10 at Sprint International, where 35 points produced T5...rounds of 71-69-67-69 produced fifth at World Golf Championships-NEC Invitational...seventh and final top-10 came at National Car Rental Golf Classic at Walt Disney World Resort where he shot 68-65-68-71 good for second place, one stroke behind Tiger Woods...ranked 12th in scoring average (70.09)...won Million Dollar Challenge in December.

CAREER HIGHLIGHTS: Became first foreign player since Alex Smith (1906 and 1910) to win U.S. Open more than once with 1997 victory at Congressional CC...trailing Tom Lehman by one stroke after 36 holes and by two after 54 at Congressional CC...final-round 69, including decisive birdie on 71st hole, secured victory by one stroke over Colin Montgomerie...successfully defended Buick Classic title the following week in wire-to-wire fashion...first repeat wire-to-wire winner since Tom Watson won Tournament of Champions in 1979-80...victory at 1994 U.S. Open in a playoff over Loren Roberts and Colin Montgomerie...held two-stroke lead entering final round, but closed with a 73...Montgomerie eliminated from 18-hole playoff after 78...Els and Roberts, each shot 74 and Els won with 4 on 20th hole...earned second title at 1995 GTE Byron Nelson Classic on strength of second-round 61—a course record at Cottonwood Valley...his 263 total broke Sam Snead's 38-year-old tournament record...at 1995 PGA Championship at Riviera, equaled 36-hole tournament record with 131 and set 54-hole record with 197...held three-stroke lead entering final round, but shot 72 to finish two strokes out of Steve Elkington-Colin Montgomerie playoff...tied for fifth at 1996 U.S. Open and tied for second at 1996 British Open...became first player to record four rounds in 60s at British Open in 1993, finishing T6...in 1998, claimed sixth career TOUR victory at Bay Hill...opened 67-69 to stand alone in third through 36 holes...rains forced 36-hole finish Sunday and third-round 65 vaulted him to six-stroke lead while closing 73 good for four-stroke win...after T16 at 1998 Masters, ranked No. 1 in world briefly for several weeks...won six events on South African Tour in 1992...joined Gary Player that year as only players to win South African Open, South Africa PGA and South African Masters in same year...won three consecutive Toyota World Match Play Championships (1994-96)...was 3-1-1 as member of International Team in 1996 Presidents Cup and member of victorious team in 1998 with a 3-1-1 individual record...defeated Phil Mickelson for Optimist Junior World title in San Diego...in 1998, joined David Frost and Retief Goosen to successfully defend Dunhill Cup for South Africa.

PERSONAL: Started playing golf at age nine...an accomplished junior tennis player, turned full attention to golf at age 14...heavily involved in Junior Golf of South Africa and Cancer Society of South Africa...hosts Ernie Els Invitational in South Africa to raise money for charity...in December 1998 received lifetime membership on European Tour — other non-Europeans so honored are Bob Charles, Arnold Palmer and Gary Player.

PGA TOUR CAREER SUMMARY						PLAYOFF RECORD: 1-0			
Year	Events Played	Cuts Made	1st	2nd	3rd	Top 10	Top 25	Earnings	Rank
1990	1								
1991	1	1						\$2,647	274
1992	3	2						\$18,420	213
1993	6	2				1	1	\$38,185	190
1994	11	10	1	1		4	6	\$684,440	19
1995	18	14	1	1	2	6	10	\$842,590	14
1996	18	17	1	1		6	11	\$906,944	14
1997	19	15	2	1		7	11	\$1,243,008	9
1998	15	12	1			4	8	\$763,783	36
1999	18	16	1	1	1	7	10	\$1,710,756	15
Total	110	89	7	5	3	35	57	\$6,210,774	39
BUY.COM TOUR									
1991	8	5				1	2	\$6,143	123
1999 INTERNATIONAL SUMMARY									
Australasian Tour									
1999	1	1		1		1	1	\$68,382	
European Tour									
1999	5	4			1	3	3	\$311,881	
South Africa Tour									
1999	3	3	2			3	3	\$127,354	

ERNIE ELS...continued

TOP TOURNAMENT SUMMARY

YEAR	89	92	93	94	95	96	97	98	99
Masters Tournament				T8	CUT	T12	T17	T16	T27
U.S. Open			T7	1	CUT	T5	1	T49	CUT
British Open Championship	CUT	T5	T6	T24	T11	T2	T10	T29	T24
PGA Championship		CUT	CUT	T25	T3	T61	T53	T21	CUT
THE PLAYERS Championship			CUT	T45	T68	T8	T10	T11	T17
THE TOUR Championship				T17	T16	T6	T26		T26
WGC Andersen Consulting Match Play									T33
WGC NEC Invitational									5
WGC American Express Championship									T40

NATIONAL TEAMS: Dunhill Cup (8), 1992, 1993, 1994, 1995, 1996, 1997, 1998, 1999; World Cup (4), 1992, 1993, 1996, 1997; Presidents Cup (2), 1996, 1998.

1999 PGA TOUR STATISTICS

Scoring Average	70.09	(12)
Driving Distance	278.2	(38)
Driving Accuracy Percentage	66.7	(128T)
Total Driving	166	(55T)
Greens in Regulation Pct.	66.3	(45T)
Putting Average	1.777	(61T)
Sand Save Percentage	58.7	(18T)
Eagles (Holes per)	168.0	(28)
Birdies Average	3.50	(50T)
All-Around Ranking	380	(12)
Scoring Average Before Cut	70.56	(22)
Scoring Average 3rd Round	71.36	(97T)
Scoring Average Final Round	72.00	(94T)
Birdies Conversion %	29.3	(72T)
Par Breakers	20.0	(42T)

MISCELLANEOUS STATISTICS

1999 Low Round: 65: 2 times, most recent 1999 National Car Rental Golf Classic/Disney/2
Career Low Round: 61: 1995 GTE Byron Nelson Golf Classic/2
Career Largest Paycheck: \$504,000: 1999 Nissan Open/1

1999 INTERNATIONAL STATISTICS

1999 Low Round: 65: 1999 Heineken Classic/1 (Aus.)



BOB ESTES

EXEMPT STATUS: 26th on 1999 money list

FULL NAME: Bob Alan Estes

HEIGHT: 6' 1"

BIRTHDATE: February 2, 1966

RESIDENCE: Austin, TX; plays out of The Hills CC, near Austin

FAMILY: Single

COLLEGE: University of Texas

SPECIAL INTERESTS: Music, hunting

TURNED PROFESSIONAL: 1988

WEIGHT: 175

BIRTHPLACE: Graham, TX

Q-SCHOOL: 1988

TOUR VICTORIES (1): 1994 Texas Open

BEST 1999 FINISHES: T4--Bob Hope Chrysler Classic, Masters Tournament; 5--Buick Open; T5--Bay Hill Invitational; T6--PGA Championship; T7--Nissan Open, MasterCard Colonial; T10--Buick Classic, Air Canada Championship.

1999 SEASON: Started the season on a positive note with a T4 at Bob Hope Chrysler Classic and by season's end missed only one cut in 28 starts...his nine top-10 finishes were a career high and for third time in his career finished among top-30 on the TOUR money list...combined with consistent 1998 season, had chance to make first U.S. Ryder Cup team...needed to finish in the top-5 at the PGA Championship, but bogeyed the 72nd hole to finish T6 and finished 11th in eligibility rankings, one shy of automatic selection...shot rounds of 71-70-72-69 to match best finish at PGA—also T6 in 1993 and 1995...shared first-round lead at Nissan Open after opening with 66...second-round 66 gave him outright lead but closed 72-69 for T7...rounds of 70-70-68-72 good for T5 at Bay Hill Invitational...shared first-round lead at THE PLAYERS Championship after opening with 4-under-par 68 before T62 finish...rounds of 71-72-69-72

BOB ESTES...continued

good for T4 at Masters Tournament, best career finish in a major...fifth top-10 came at MasterCard Colonial, where rounds of 68-67-68-71 produced T7...rounds of 70-71-69-70 earned T10 at Buick Classic...closed with 64 to finish fifth at Buick Open for seventh top-10...added a T10 at Air Canada Championship...at World Golf Championships-American Express Championship shot 69 and was in third place before 72-72-73 finish for T11...ranked 4th in scoring average before cut (70.0) and third in scrambling (66.3%).

CAREER HIGHLIGHTS: Earned first PGA TOUR victory at 1994 Texas Open...opened with course-record-tying 62 at Oak Hills CC, then cruised to wire-to-wire victory...returned to top form in 1998 with seven top-10 finishes that included a second and third...T2 at Bay Hill Invitational followed by solo third at Greater Greensboro Chrysler Classic...shared 54-hole lead in Greensboro and at FedEx St. Jude Classic...came close to victory in rookie season of 1993, when he lost playoff to Mike Hulbert at B.C. Open...held lead briefly during final round of 1993 PGA Championship before finishing tied for sixth...was part of five-man playoff at 1993 Buick Southern Open, won by John Inman...two weeks later, shot third-round 64 on way to fourth at Texas Open...in final full-field event of 1993, T3 at Las Vegas Invitational left him \$1,135 out of top 30 and berth in TOUR Championship...held 54-hole lead at 1994 Greater Milwaukee Open before finishing T3...lost fully exempt status after finishing 149th on 1996 money list with \$123,100 but came storming back in 1997 with earnings of \$340,057 in 19 starts...his 25 consecutive rounds of par or better (from fourth round of Motorola Western Open through fourth round of CVS Charity Classic) was second-longest on TOUR in 1997...also that year, set a TOUR record in sand saves with 70.3% and was first in scrambling.

PERSONAL: First played golf at four and set sight on PGA TOUR at age 12...high school teammate of Mike Standly...once worked for Charles Coody in bag room of Fairway Oaks Golf & Racquet Club.

PGA TOUR CAREER SUMMARY										PLAYOFF RECORD: 0-2	
Year	Events Played	Cuts Made	1st	2nd	3rd	Top 10	Top 25	Earnings	Rank		
1988	5	4						\$5,968	237		
1989	27	14		1		2	5	\$135,628	102		
1990	28	18				4	9	\$212,090	69		
1991	32	19				1	7	\$147,364	105		
1992	28	18			1	2	4	\$190,778	80		
1993	28	23		1	1	5	12	\$447,187	32		
1994	27	23	1	1	1	8	17	\$765,360	14		
1995	24	21				5	12	\$433,992	41		
1996	26	7			1	1	2	\$123,100	149		
1997	19	15			1	3	8	\$340,057	69		
1998	29	23		1	1	7	14	\$987,930	28		
1999	28	27				9	15	\$1,357,618	26		
Total	301	212	1	4	6	47	105	\$5,147,072	55		
BUY.COM TOUR											
1997	3	2				1	2	\$8,674	131		
COMBINED TOTAL MONEY:									\$5,155,746		

TOP TOURNAMENT SUMMARY									
YEAR	90	91	92	93	94	95	96	98	99
Masters Tournament					CUT	T29	T27		T4
U.S. Open		CUT	T44	T52		CUT			T30
British Open Championship						T8	CUT	T24	T49
PGA Championship	CUT		T76	T6	T47	T6	CUT	T34	T6
THE PLAYERS Championship	T70	CUT	T70	T20	T35	T34	CUT	T42	T62
THE TOUR Championship					T15			28	25
WGC Andersen Consulting Match Play									T33
WGC American Express Championship									T11

1999 PGA TOUR STATISTICS					MISCELLANEOUS STATISTICS				
Scoring Average	70.12	(13)			Scoring Average Before Cut	70.00	(4)		
Driving Distance	269.2	(127)			Scoring Average 3rd Round	71.58	(119T)		
Driving Accuracy Percentage	72.5	(35T)			Scoring Average Final Round	71.19	(43)		
Total Driving	162	(47T)			Birdies Conversion %	30.2	(34T)		
Greens in Regulation Pct.	65.5	(63T)			Par Breakers	20.0	(42T)		
Putting Average	1.760	(22T)							
Sand Save Percentage	51.7	(84T)							
Eagles (Holes per)	468.0	(157T)							
Birdies Average	3.56	(36T)							
All-Around Ranking	537	(40)							



BRAD FABEL

EXEMPT STATUS: 110th on 1999 money list

FULL NAME: Bradley Scott Fabel

HEIGHT: 6' 0"

BIRTHDATE: November 30, 1955

RESIDENCE: Nashville, TN

FAMILY: Wife, Beth; Austin (4/24/89), Morgan (9/9/92)

COLLEGE: Western Kentucky University (1982, Public Relations)

SPECIAL INTERESTS: Fishing, hunting, University of Kentucky basketball

TURNED PROFESSIONAL: 1982

WEIGHT: 185

BIRTHPLACE: Louisville, KY

Q-SCHOOL: 1984

BEST CAREER FINISH: T2--1990 Canon Greater Hartford Open, 1997 Buick Open

BUY.COM TOUR VICTORIES (2): 1994 Gateway Classic, 1995 Shreveport Open

BEST 1999 FINISH: T10--Air Canada Championship

1999 SEASON: First of three top-15 finished during the season came at the Nissan Open...opened with a 73 but rebounded with lowest round of the year—a 64 and was four off the lead...followed with 71-69 for 14th...at COMPAQ Classic of New Orleans rounds of 71-66-67-72 good for T12...solo top-10 performance came at Air Canada Championship...opened with 71 and added 66-68-70 to finish T10...\$62,500 payday largest of the year and assured top-125 finish for the season...

CAREER HIGHLIGHTS: Breakthrough year came in 1997 when he posted his career best in earnings (\$375,122) and money list rank (66th) in his 13th year as a professional...best opportunity for first TOUR victory came at Quad City Classic...after third-round 65, shared lead with David Toms...tied for fifth after closing 69, four strokes behind Toms...at Buick Open was tied for second, three strokes behind Ernie Els through 54 holes...after final-round 71, finished in six-way tie for second...prior to 1997, best chance for victory at 1990 Canon Greater Hartford Open...after entering final round tied for lead, finished T2 with Mark Calcavecchia, Rocco Mediate and Chris Perry, two strokes behind winner Wayne Levi...in 1998, posted first third-place finish since 1985 Greater Milwaukee Open with T3 at Kemper Open\$90,200 payday boosted him to 66th on TOUR money list, highest of his career...previous best was 71st in 1992...in 27 starts that year, had 10 top-25 finishes, best coming at Chattanooga Classic, T4...lost PGA TOUR playing privileges after 19993, but began successful run on BUY.COM TOURthe following year...recorded BUY.COM TOURvictories in 1994 and 1995 and earned return to PGA TOUR with 10th-place finish on BUY.COM TOURMoney list in 1995...had successful rookie season on PGA TOUR in 1985, finishing third twice—at Quad Cities Open and Greater Milwaukee Open—and placing 100th on money list...won 1974 Kentucky State Amateur at age 18.

PERSONAL: Started playing golf at age seven, won first tournament at 10...after a standout junior career in Kentucky, attended University of Houston, then Brevard (FL) Junior College, before returning home "burned out on golf"...worked for three years as a coal mine supplier...finished collegiate career at Western Kentucky University.

PGA TOUR CAREER SUMMARY									
PLAYOFF RECORD: 0-0									
Year	Events Played	Cuts Made	1st	2nd	3rd	Top 10	Top 25	Earnings	Rank
1984	1								
1985	30	13			2	3	5	\$74,425	100
1986	34	13				1	1	\$25,634	165
1987	25	13				2	5	\$90,024	104
1988	30	20				2	5	\$112,093	101
1989	29	14					4	\$69,823	146
1990	27	17		1		1	5	\$165,876	96
1991	30	16				4	6	\$147,562	103
1992	27	19				3	10	\$220,495	71
1993	27	14					1	\$59,672	175
1994	12	7						\$33,812	205
1996	27	18				2	9	\$228,667	97
1997	30	18		1		4	10	\$375,122	66
1998	30	15			1	3	5	\$285,474	105
1999	26	17				1	7	\$380,441	110
Total	385	214		2	3	26	73	\$2,269,121	134
BUY.COM TOUR									
1990	1	1		1		1	1	\$11,500	80
1994	18	14	1	2		4	7	\$95,138	18
1995	26	18	1		1	8	10	\$115,513	10
Total	45	33	2	3	1	13	18	\$222,150	
COMBINED TOTAL MONEY:								\$2,491,271	

BRAD FABEL...continued

TOP TOURNAMENT SUMMARY

YEAR	85	86	87	88	89	90	91	92	93	96	97	98	99
U.S. Open Championship		CUT				CUT			CUT			CUT	T34
PGA Championship			T28					T33				T71	
THE PLAYERS Championship	CUT	CUT	T12	T42	CUT		CUT	T54	T59	CUT	CUT	CUT	T23

1999 PGA TOUR STATISTICS

Scoring Average	70.97	(67)
Driving Distance	268.1	(139)
Driving Accuracy Percentage	67.3	(117T)
Total Driving	256	(173)
Greens in Regulation Pct.	63.1	(129T)
Putting Average	1.773	(50T)
Sand Save Percentage	49.7	(112T)
Eagles (Holes per)	396.0	(138)
Birdies Average	3.34	(84T)
All-Around Ranking	836	(111)

MISCELLANEOUS STATISTICS

Scoring Average Before Cut	71.35	(80T)
Scoring Average 3rd Round	71.84	(131)
Scoring Average Final Round	72.06	(101T)
Birdies Conversion %	29.4	(63T)
Par Breakers	18.8	(96T)

1999 Low Round: 64: 1999 Nissan Open/2
 Career Low Round: 63: 1989 Hawaiian Open/1
 Career Largest Paycheck: \$90,200: 1998 Kemper Open/T3



NICK FALDO

EXEMPT STATUS: Winner, 1996 Masters Tournament (through 2006)
FULL NAME: Nicholas Alexander Faldo
HEIGHT: 6' 3" **WEIGHT:** 195
BIRTHDATE: July 18, 1957 **BIRTHPLACE:** Welwyn Garden City, England
RESIDENCE: Orlando, FL and Weybridge, England
FAMILY: Natalie (9/18/86), Matthew (3/17/89), Georgia (3/20/93)
SPECIAL INTERESTS: Fly fishing, flying helicopters, golf course design
TURNED PROFESSIONAL: 1976
JOINED TOUR: 1981, 1995

TOUR VICTORIES (6): 1984 Sea Pines Heritage Classic. 1989 Masters Tournament. 1990 Masters Tournament. 1995 Doral-Ryder Open. 1996 Masters Tournament. 1997 Nissan Open

INTERNATIONAL VICTORIES (33): 1977 Skol Lager (Eur). 1978 Colgate PGA Championship (Eur). 1979 ICL International (Afr). 1980 Sun Alliance PGA Championship (Eur). 1981 Sun Alliance PGA Championship (Eur). 1982 Haig Whisky TPC (Eur). 1983 Paco Rabanne French Open (Eur), Martini International (Eur), Car Care Plan International (Eur), Lawrence Batley International (Eur), Ebel Swiss Open-European Masters (Eur). 1984 Car Care Plan International (Eur). 1987 Peugeot Spanish Open (Eur), British Open (Eur). 1988 Peugeot French Open (Eur), Volvo Masters (Eur). 1989 Volvo PGA Championship (Eur), Dunhill British Masters (Eur), Peugeot French Open (Eur), Suntory World Match Play Championship (Eur). 1990 British Open (Eur), Johnnie Walker Classic (Hong Kong). 1991 Carroll's Irish Open (Eur). 1992 Carroll's Irish Open (Eur), British Open (Eur), Scandinavian Masters (Eur), GA European Open (Eur), Toyota World Match Play Championship (Eur), Johnnie Walker World Championship of Golf. 1993 Johnnie Walker Classic (Eur), Carroll's Irish Open (Eur). 1994 Alfred Dunhill Open (Eur), Nedbank Million Dollar Challenge (Afr)

BEST 1999 PGA TOUR FINISHES: T5--Michelob Championship at Kingsmill; 8--Bell Canadian Open.

BEST 1999 INTERNATIONAL FINISH: T7--Benson & Hedges International Open (Eur.)

1999 SEASON: Played in 15 events on PGA TOUR and finished among the top-10 in two of those...first came at Bell Canadian Open in September...rounds of 73-72-67-71 good for eighth place...it was his first top-10 on TOUR since T3 at 1997 Kemper Open...second came in last TOUR appearance at Michelob Championship in October...a closing 67 followed three consecutive 70s and produced T5, worth \$91,250...after shooting 78-79 at Carnoustie, missed British Open cut for first time in 24 appearances...played in 11 European Tour events through November, in May, was T7 at Benson & Hedges International Open with rounds of 68-69-73-69...was T12 at Johnnie Walker Classic in November.

NICK FALDO...continued

CAREER HIGHLIGHTS: Has earned six major championship titles—1987-90-92 British Opens, 1989-90-96 Masters Tournaments...shot closing 71 to defeat Rodger Davis and third-round leader Paul Azinger by one stroke in 1987 British Open at Muirfield...made up five-stroke deficit with 65 on final day of 1989 Masters to force playoff with Scott Hoch, which he won with birdie on second playoff hole...successfully defended Masters title with playoff victory over Raymond Floyd in 1990...gained share of lead at 1990 British Open at St. Andrews with second-round 65 and went five strokes ahead after third-round 67...went on to five-stroke victory over Payne Stewart and Mark McNulty...won second British Open at Muirfield in 1992, by a stroke over John Cook...most memorable triumph may have come at 1996 Masters...entered final round trailing Greg Norman by six strokes, shot 67 to Norman's 78 to win by five...among active players, only Tom Watson (eight) has more major victories...lost playoff to Curtis Strange in 1988 U.S. Open at The Country Club...first PGA TOUR victory came at 1984 Sea Pines Heritage Classic...shot 66-67-68-69—270 to defeat Tom Kite by one stroke...after leaving PGA TOUR in 1989, returned full time in 1995 and promptly won Doral-Ryder Open by one stroke over Norman...was one of four top-10 finishes in first seven events that year...led Official World Golf Ranking for 81 weeks in 1993-94...led European Tour Order of Merit in 1983 and 1992...1977 European Tour Rookie of the Year...in 1990, became first international player to be named PGA of America Player of the Year...won 1975 British Youths Amateur and English Amateur Championships...in 1998, with David Carter, won England's first World Cup Golf title by two strokes over Italy...finished one stroke behind Scott Verplank, tied with Constantino Rocca for individual honors...leads in longest streak of majors played, dating back to 1987 British Open with 48.

PERSONAL: An avid cyclist...decided to give golf a try at age 14 after watching Jack Nicklaus on television...has opened Faldo Golf Institute at Marriott Grand Vista Resort in Orlando...awarded MBE (Member of British Empire) in 1987.

PGA TOUR CAREER SUMMARY						PLAYOFF RECORD: 2-1			
Year	Events Played	Cuts Made	1st	2nd	3rd	Top 10	Top 25	Earnings	Rank
1979	2	2						\$2,613	214
1981	12	10			1	2	4	\$35,349	102
1982	15	14				2	9	\$56,667	80
1983	13	8		1		2	5	\$67,851	79
1984	19	14	1			4	9	\$166,845	38
1985	17	13				2	5	\$54,060	117
1986	16	9			1	1	5	\$52,965	135
1987	6	5		1		1	2	\$36,281	169
1988	9	7		1	1	3	3	\$179,120	64
1989	16	14	1			2	9	\$327,981	31
1990	7	7	1		1	2	6	\$345,262	37
1991	7	7				2	5	\$127,156	117
1992	7	7		2		4	6	\$345,168	42
1993	6	6			1	2	3	\$188,886	91
1994	9	6				2	3	\$221,146	83
1995	19	17	1	1		6	12	\$790,961	19
1996	16	14	1	1		7	10	\$942,621	12
1997	15	11	1		1	2	4	\$431,326	58
1998	15	12					2	\$150,703	163
1999	15	8				2	2	\$221,544	151
Total	241	190	6	7	6	48	104	\$4,744,507	60

1999 INTERNATIONAL SUMMARY			
European Tour			
1999	11	9	1 3 \$117,436
South Africa Tour			
1999	2	1	\$5,204 79

TOP TOURNAMENT SUMMARY																
YEAR	76	77	78	79	80	81	82	83	84	85	86	87	88	89	90	
Masters Tournament				40				T20	T15	T25			T30	1	1	
U.S. Open									T55				2	T18	T3	
British Open Championship	T28	T62	T7	T19	T12	T11	T4	T8	T6	T53	5	1	3	T11	1	
PGA Championship							T14	CUT	T20	T54	CUT	T28	T4	T9	T19	
THE PLAYERS Championship							T35	T35	T20	CUT	CUT		CUT			

NICK FALDO...continued

TOP TOURNAMENT SUMMARY (cont.)

YEAR	91	92	93	94	95	96	97	98	99
Masters Tournament	T12	T13	T39	32	T24	1	CUT	CUT	CUT
U.S. Open	T16	T4	T72	CUT	T45	T16	T48	CUT	CUT
British Open Championship	T17	1	2	T8	T40	4	T51	T44	CUT
PGA Championship	T16	T2	3	T4	T31	T65	CUT	T54	T41
THE PLAYERS Championship	T57	T2		5	CUT	CUT	T24	T18	DQ
THE TOUR Championship					T13	24			
WGC Andersen Consulting Match Play								T33	

NATIONAL TEAMS: Ryder Cup (11), 1977, 1979, 1981, 1983, 1985, 1987, 1989, 1991, 1993, 1995, 1997; World Cup (3), 1977, 1991, 1998; Double Diamond, 1977; Hennessy Cognac Cup (4), 1978, 1980, 1982, 1984; Dunhill Cup (6), 1985, 1986, 1987, 1988, 1991, 1993; Nissan Cup, 1986; Kirin Cup, 1987; Asahi Glass Four Tours, 1990

1999 PGA TOUR STATISTICS

Scoring Average	71.76	(N/A)
Driving Distance	263.1	(N/A)
Driving Accuracy Percentage	70.9	(N/A)
Total Driving	1,998	(N/A)
Greens in Regulation Pct.	62.5	(N/A)
Putting Average	1.784	(N/A)
Sand Save Percentage	37.5	(N/A)
Birdies Average	3.23	(N/A)

MISCELLANEOUS STATISTICS

Scoring Average Before Cut	73.25	(N/A)
Scoring Average 3rd Round	71.86	(N/A)
Scoring Average Final Round	72.83	(N/A)
Birdies Conversion %	28.7	(N/A)
Par Breakers	17.9	(N/A)

1999 Low Round: 67: 3 times, most recent 1999 Michelob Championship at Kingsmill/4

Career Low Round: 62: 1981 Hawaiian Open/2

Career Largest Paycheck: \$450,000: 1996 Masters Tournament/1

1999 INTERNATIONAL STATISTICS

1999 Low Round: 67: 2 times, most recent 1999 BMW International Open/4 (Eur)



BRAD FAXON

EXEMPT STATUS: 1999 tournament winner (through 2001)

FULL NAME: Bradford John Faxon, Jr.

HEIGHT: 6' 1"

WEIGHT: 180

BIRTHDATE: August 1, 1961

BIRTHPLACE: Oceanport, NJ

RESIDENCE: Barrington, RI

FAMILY: Melanie (1/3/89), Emily (5/13/91), Sophie Lee (9/10/95)

COLLEGE: Furman University (1983, Economics)

SPECIAL INTERESTS: All sports, except hunting and fishing; family

TURNED PROFESSIONAL: 1983 **Q SCHOOL:** Fall 1983

TOUR VICTORIES (6): 1986 Provident Classic. 1991 Buick Open. 1992 New England Classic, The International. 1997 Freeport-McDermott Classic. 1999 B.C. Open.

INTERNATIONAL VICTORIES (1): 1993 Heineken Australian Open (Aus)

BEST 1999 FINISHES: 1--B.C. Open

1999 SEASON: Despite missing nearly three months because of broken left wrist, came back in the Fall and captured his sixth career TOUR title...earned first TOUR title since 1997 Freeport-McDermott Classic with playoff victory over Fred Funk at B.C. Open...stood five strokes behind Funk through 36 holes after 69-67 start...closed with rounds of 70-67 to force playoff...due to weather problems from Hurricane Floyd, final 36 holes were played Sunday and due to darkness at end of day, second playoff hole played Monday morning...defeated Funk with par on second extra hole...best finish prior to victory was T13 at Greater Greensboro Chrysler Classic...a month later, broke right wrist falling from a ladder while changing floodlight at home...returned to golf scene at CVS Charity Classic, which he and Billy Andrade co-hosted August 2-3...returned to TOUR competition at PGA Championship, where he tied for 61st...shared first-round lead at National Car Rental Golf Classic at Walt Disney World Result after opening-65 but dropped to T28 finish...August 24 won Fred Meyer Challenge with Billy Andrade...for second time in career (1996) ranked first in putting average (1.723) and fourth in putts per round (28.29).

BRAD FAXON...continued

CAREER HIGHLIGHTS: Earned two PGA TOUR victories in 1992...shot 66-67-67-68—268 to defeat Phil Mickelson by two strokes at New England Classic...14-point final round good for two-point victory over Lee Janzen at The International...also lost two playoffs that year—to Steve Elkington at Infiniti Tournament of Champions and to Dan Forsman at Buick Open...earned first victory since 1992 at 1997 Freeport-McDermott Classic...gained one-stroke lead with third-round 66 and secured a three-stroke victory over Bill Glasson and Jesper Parnevik with final-round 69...posted runner-up finishes at Greater Greensboro Chrysler Classic, MCI Classic and MasterCard Colonial and for second straight year finished among top-10 on TOUR money list...led TOUR in putting that year with 28.17 average per round...in 1996, surpassed \$1 million in earnings for first time on strength of four runner-up finishes...made all 22 cuts...lost playoff to Jim Furyk at United Airlines Hawaiian Open, finished three behind Steve Stricker at Kemper Open, lost playoff at Sprint International to Clarence Rose and closed with 68 for second at THE TOUR Championship...first TOUR victory came at 1986 Provident Classic...shot 67-62-69-63—261 to defeat Scott Hoch by one...defeated Chip Beck in playoff at 1991 Buick Open...1995 featured five top-10 finishes and first selection to Ryder Cup Team...shot front-nine 28 in final round of PGA Championship, the second 28 in major championship history (Denis Durnian, 1983 British Open)...has teamed with Greg Norman to win 1995-97 Fred Meyer Challenges...winner 1983 Fred Haskins, GOLF Magazine and NCAA Coaches Awards as nation's outstanding golfer...1982-83 All-America selection at Furman...winner of 1980-81 New England Amateurs and 1979-80 Rhode Island Amateurs.

PERSONAL: He and fellow Rhode Islander Billy Andrade support children's charities in home state of southeastern Massachusetts through Billy Andrade/Brad Faxon Charities for Children...organization was honored with Golf Writer's Association of America's Charlie Bartlett Award, given to playing professionals for their unselfish contributions to society along with Andrade hosts CVS Charity Classic.

PGA TOUR CAREER SUMMARY						PLAYOFF RECORD: 1-5			
Year	Events Played	Cuts Made	1st	2nd	3rd	Top 10	Top 25	Earnings	Rank
1981(Am.)	1	1							
1983(Am.)	1	1							
1983	8	5				1	2	\$16,526	160
1984	32	19			1	2	6	\$71,688	82
1985	31	15				1	6	\$46,813	124
1986	34	16	1			1	2	\$92,716	90
1987	28	19				2	10	\$113,534	90
1988	29	15			1	3	8	\$162,656	74
1989	28	20		2		2	5	\$222,076	63
1990	28	16			1	3	8	\$197,118	81
1991	28	23	1		1	4	11	\$422,088	34
1992	26	20	2	2		7	12	\$812,093	8
1993	25	20				4	11	\$312,023	55
1994	25	23			2	6	10	\$612,847	24
1995	25	19		1		5	8	\$471,887	37
1996	22	22		4		9	14	\$1,055,050	8
1997	23	17	1	3		6	10	\$1,233,505	10
1998	25	19				1	8	\$401,496	74
1999	21	15	1			1	7	\$582,691	68
Total	441	305	6	12	6	58	138	\$6,826,806	34

TOP TOURNAMENT SUMMARY		83	84	85	86	87	88	89	90	91	92	93	94	95	96	97	98	99
Masters Tournament											T31	T9	T15	T17	T25	CUT	T26	T24
U.S. Open		T50		57			CUT	T33	66	CUT	CUT	T68	T33	T56	T82	T65	T49	
British Open Championship				CUT			T11	T73				CUT	7	T15	T32	T20	T11	
PGA Championship				CUT	CUT	CUT	CUT	CUT	CUT	T48	T15	T14	T30	5	T17	CUT	T13	T61
THE PLAYERS Championship		T33	CUT	CUT	CUT	CUT	CUT	T17	T70	CUT	T67	DQ	T6	T49		4	T35	T46
THE TOUR Championship											T7		T26		2	T6		
WGC Andersen Consulting Match Play																		T33

NATIONAL TEAMS: Walker Cup, 1983; Ryder Cup (2), 1995, 1997; Dunhill Cup, 1997

1999 PGA TOUR STATISTICS		MISCELLANEOUS STATISTICS	
Scoring Average	71.17 (84)	Scoring Average Before Cut	71.35 (80T)
Driving Distance	265.9 (158T)	Scoring Average 3rd Round	71.57 (115T)
Driving Accuracy Percentage	63.1 (165)	Scoring Average Final Round	72.15 (106)
Total Driving	323 (188)	Birdies Conversion %	33.9 (5)
Greens in Regulation Pct.	60.8 (171T)	Par Breakers	20.9 (19)
Putting Average	1.723 (1)		
Sand Save Percentage	52.6 (71T)	1999 Low Round:	64: 1999 National Car Rental Golf Classic/Disney/3
Eagles (Holes per)	378.0 (134)	Career Low Round:	62: 1986 Provident Classic/2
Birdies Average	3.71 (17T)	Career Largest Paycheck:	\$324,000: 1996 THE TOUR Championship/2
All-Around Ranking	801 (106T)		



Ed Fiori *(lee-OR-ee)*

EXEMPT STATUS: Special Medical Extension (Major)

FULL NAME: Edward Ray Fiori

HEIGHT: 5' 7"

BIRTHDATE: April 21, 1953

RESIDENCE: Sugar Land, TX

FAMILY: Wife, Debbie; Kelly Ann (1/29/82), Michael Ray (10/22/84)

COLLEGE: University of Houston

SPECIAL INTERESTS: Fishing, bird hunting

TURNED PROFESSIONAL: 1977

WEIGHT: 210

BIRTHPLACE: Lynwood, CA

Q SCHOOL: Fall 1977

TOUR VICTORIES (4): 1979 Southern Open. 1981 Western Open. 1982 Bob Hope Desert Classic. 1996 Quad City Classic

BEST 1999 FINISH: T76--Doral-Ryder Open.

1999 SEASON: Played in seven TOUR events and made the cut in one of those...rounds of 71-72-74-74 good for T76 at Doral-Ryder Open...continued to suffer with back problems and will play under a medical exemption in 2000...has 18 events to make \$218,614 to remain exempt.

CAREER HIGHLIGHTS: After enjoying three wins in a four-year span early in career, had to wait another 14 years, 8 months and 2 days for his fourth title, the 1996 Quad City Classic...only Butch Baird, who went 15 years, 5 months and 10 days between his first and second TOUR victories, had a longer drought...stood one stroke out of lead after each of first three rounds...shot closing 67 for two-stroke victory over Andrew Magee...\$216,000 first-prize check was more than he had won in any previous season on TOUR...scored first victory in second season, winning playoff over Tom Weiskopf at 1979 Southern Open...after opening with 74 at 1981 Western Open, closed with 67-69-67 for four-stroke win over Jim Colbert, Jim Simons and Greg Powers...defeated Tom Kite in playoff to win 1982 Bob Hope Desert Classic...held 36-hole lead at 1994 New England Classic and shared 54-hole lead with David Feherty...finished third after closing 70...All-American at University of Houston in 1977, the year team won national championship.

PERSONAL: Nicknamed "The Grip" because of his unusually strong grip on the club...while growing up, would sneak onto nine-hole course near home...victory at Quad Cities postponed plans to retire from game and become charter-boat captain.

PGA TOUR CAREER SUMMARY							PLAYOFF RECORD: 2-0		
Year	Events Played	Cuts Made	1st	2nd	3rd	Top 10	Top 25	Earnings	Rank
1978	25	12				1	4	\$19,846	109
1979	27	18	1		1	2	6	\$64,428	69
1980	30	22				4	11	\$79,488	53
1981	33	17	1			4	8	\$105,510	36
1982	31	23	1			2	6	\$91,599	46
1983	29	23		1	1	5	10	\$175,619	26
1984	32	16					5	\$41,582	119
1985	29	19			1	5	8	\$116,002	71
1986	32	16				2	6	\$70,828	119
1987	28	18				2	5	\$104,570	95
1988	29	25		1		2	9	\$193,765	58
1989	29	22			1	2	7	\$188,637	77
1990	33	22				1	4	\$108,816	133
1991	29	21					7	\$120,722	123
1992	31	18				2	5	\$124,537	115
1993	31	16				2	4	\$117,617	127
1994	15	8			1	1	1	\$108,259	150
1995	15	10					3	\$83,852	170
1996	21	10	1			1	2	\$261,292	83
1997	20	7					1	\$53,855	200
1998	3	1						\$4,080	323
1999	7	1						\$5,610	312
Total	560	345	4	2	5	38	112	\$2,240,513	137
BUY.COM TOUR									
1991	1	1					1	\$1,150	215
1995	1	1						\$740	242
Total	2	2					1	\$1,890	
COMBINED TOTAL MONEY:								\$2,242,403	

Ed FIORI...continued

TOP TOURNAMENT SUMMARY

YEAR	78	79	80	81	82	83	84	85	86	87	88	89	90	92	93
Masters Tournament			T6	CUT	CUT		CUT								
U.S. Open		T35					CUT	T46				CUT			
PGA Championship			CUT	T33	T54	T55	CUT	T51			T52	T9	T69		
THE PLAYERS Championship		T14	W/D	T51	T51	T8	CUT	T27	CUT	CUT	T23	T59	T66	CUT	W/D

TOP TOURNAMENT SUMMARY (cont.)

YEAR	94	97
Masters Tournament		CUT
PGA Championship		CUT
THE PLAYERS Championship	T27	

1999 PGA TOUR STATISTICS

Scoring Average	73.63	(N/A)
Driving Distance	243.8	(N/A)
Driving Accuracy Percentage	71.4	(N/A)
Total Driving		(N/A)
Greens in Regulation Pct.	49.7	(N/A)
Putting Average	1.769	(N/A)
Sand Save Percentage	50.0	(N/A)
Eagles (Holes per)	288.0	(N/A)
Birdies Average	2.31	(N/A)

MISCELLANEOUS STATISTICS

Scoring Average Before Cut	73.93	(N/A)
Scoring Average 3rd Round	74.00	(N/A)
Scoring Average Final Round	74.00	(N/A)
Birdies Conversion %	25.9	(N/A)
Par Breakers	13.2	(N/A)

1999 Low Round: 70: 2 times, most recent 1999 Buick Invitational/2
 Career Low Round: 63: 2 times, most recent 1992 Phoenix Open/2
 Career Largest Paycheck: \$216,000: 1996 Quad City Classic/1



STEVE FLESCH

EXEMPT STATUS: 75th on 1999 money list

FULL NAME: Stephen J. Flesch

HEIGHT: 5' 11"

WEIGHT: 155

BIRTHDATE: May 23, 1967

BIRTHPLACE: Cincinnati, OH

RESIDENCE: Union, KY; plays out of Triple Crown CC

FAMILY: Wife, Lisa; Griffin McCarthy (10/6/98)

COLLEGE: University of Kentucky

SPECIAL INTERESTS: Skiing, movies

TURNED PROFESSIONAL: 1990

BEST CAREER FINISH: 2--1998 Freeport-McDermott Classic, T2 --1999 COMPAQ Classic of New Orleans.

BUY.COM TOUR VICTORIES (1): 1997 BUY.COM TOUR Championship.

BEST 1999 FINISHES: T2--COMPAQ Classic of New Orleans; T10--Buick Classic, Sprint International

1999 SEASON: Sophomore season on TOUR interrupted by injury but still able to produce consistent season...three top-10 finishes just two shy of rookie year...after clubs were stolen prior to Phoenix Open and a T13 finish at Touchstone Energy Tucson Open, fell down flight of stairs at home and fractured ulna in right forearm near elbow joint on March 5...made first start since injury at THE PLAYERS Championship, where he posted a first-round 78...shot opening 65 to share first-round lead with Jeff Maggert at MCI Classic...closed 71-74-75 for T49...in contention throughout COMPAQ Classic of New Orleans, where he finished second in 1998...opened with rounds of 66-67 to stand one and two strokes off 18- and 36- hole leads, respectively...third-round 68 brought him 54-hole lead by one stroke...closed with 70 for T2, two strokes behind Carlos Franco...opening 66 good for first-round lead at MasterCard Colonial...followed with 74-66-75 for T47...was two strokes off 54-hole lead at Buick Classic before closing 73 produced T10...third top-10 came at Sprint International, a T10.

CAREER: Voted PGA TOUR Rookie of the Year by his peers following an outstanding 1998 season...first left-hander to receive honor...recorded five top-10s, 14 top-25s and missed only six cuts in 29 starts...earnings of \$777,186 good for 35th on the TOUR money list...made five of six cuts on west coast swing, then made a lot of noise in the spring...T15 at Honda Classic, began stretch of seven consecutive top-25 finishes...opened with 66 and was tied

STEVE FLESCH...continued

for second after first round of the Freeport-McDermott Classic...second round 68 moved him into lead by two strokes...third-round 71 dropped him one stroke behind Lee Westwood through 36 holes...final-round 71 not enough to catch Westwood but good for solo-second, three strokes back...earned \$183,600 for career-best finish on TOUR...at BellSouth Classic, recorded second top-3...was one stroke off lead after opening 66...rounds of 71-68-69 produced T3, three strokes behind Tiger Woods...third top-10 came at MasterCard Colonial...opened 68-66 and was three out of lead...closed 72-68 for T10...posted fourth top-10 at Sprint International, where 36 points good for T6...fifth top-10 came at Buick Challenge, where he stood three of 36-hole lead and four off 54-hole lead after rounds of 67-66-69...closing 71 left him T6 with David Duval...in only major championship appearance, opened with 75 at PGA Championship...came back from 110th spot with second-round 69 and moved to 45th...a 67 on Saturday moved him into T17 and closing 69 earned T13...rounds of 66-70-67-70 produced T12 at CVS Charity Classic...shot 69-68-74-69 for T11 at Kemper Open...weekend rounds of 69-68 earned T12 at Shell Houston Open...ranked 4th in greens in regulation (70.5%), 12th in driving distance (281.6) and 13th in all-around ranking...won 1997 BUY.COM TOUR Championship to vault from 24th to fourth place on BUY.COM TOUR money list and earn exempt status on PGA TOUR in 1998...named BUY.COM TOUR Player of the Month for October...finished top-10 on Asian Tour Order of Merit in 1993-94 and 1996...won 1996 Benson & Hedges Malaysian Open to earn spot in Sarazen World Open where he tied for ninth and earned \$47,000 that year...winner of 1991 and 1993 Kentucky Opens.

PERSONAL: Began game right-handed before switching over to natural left side...one of two left-handers (Vic Wilk the other) to win on BUY.COM TOUR.

PGA TOUR CAREER SUMMARY					PLAYOFF RECORD: 0-0				
Year	Events Played	Cuts Made	1st	2nd	3rd	Top 10	Top 25	Earnings	Rank
1993	2	2						\$6,786	252
1994	1								
1996	1								
1998	29	23		1	1	5	14	\$777,186	35
1999	31	20		1		3	6	\$552,346	75
Total	64	45		2	1	8	20	\$1,336,317	208
BUY.COM TOUR									
1990	1	1					1	\$1,400	182
1991	2	1						\$570	297
1994	1							\$360	292
1997	27	19	1	1		9	14	\$133,190	4
1998	1	1		1		1	1	\$34,050	63
Total	32	23	1	2		10	16	\$169,570	
COMBINED TOTAL MONEY:								\$1,505,887	

TOP TOURNAMENT SUMMARY

YEAR	93	94	96	98	99
U.S. Open	84	CUT	CUT		CUT
PGA Championship				T13	T34
THE PLAYERS Championship					CUT

1999 PGA TOUR STATISTICS

Scoring Average	71.11 (81T)
Driving Distance	274.7 (74T)
Driving Accuracy Percentage	68.4 (101T)
Total Driving	175 (72T)
Greens in Regulation Pct.	66.3 (45T)
Putting Average	1.782 (82T)
Sand Save Percentage	45.1 (165T)
Eagles (Holes per)	441.0 (148T)
Birdies Average	3.52 (42T)
All-Around Ranking	738 (91)

MISCELLANEOUS STATISTICS

Scoring Average Before Cut	71.35 (80T)
Scoring Average 3rd Round	70.95 (59T)
Scoring Average Final Round	71.32 (51)
Birdies Conversion %	29.5 (58T)
Par Breakers	19.8 (50T)

1999 Low Round: 65: 1999 MCI Classic/1
 Career Low Round: 65: 1999 MCI Classic/1
 Career Largest Paycheck: \$228,800: 1999 COMPAQ Classic of New Orleans/T2



RAYMOND FLOYD

EXEMPT STATUS: Winner, 1969 PGA Championship (Lifetime)

FULL NAME: Raymond Loran Floyd

HEIGHT: 6' 1"

WEIGHT: 200

BIRTHDATE: September 4, 1942

BIRTHPLACE: Fort Bragg, NC

RESIDENCE: Palm Beach, FL

FAMILY: Wife, Maria; Raymond Jr. (9/20/74), Robert Loran (1/23/76), Christina Loran (8/29/79)

COLLEGE: University of North Carolina

SPECIAL INTERESTS: Sports, golf course design

TURNED PROFESSIONAL: 1961

JOINED TOUR: 1963

TOUR VICTORIES (22): 1963 St. Petersburg Open. 1965 St. Paul Open. 1969 Jacksonville Open, American Golf Classic, PGA Championship. 1975 Kemper Open. 1976 Masters, World Open. 1977 Byron Nelson Classic, Pleasant Valley Classic. 1979 Greensboro Open. 1980 Doral-Eastern Open. 1981 Doral-Eastern Open, Tournament Players Championship, Manufacturers Hanover-Westchester Classic. 1982 Memorial Tournament, Danny Thomas-Memphis Classic, PGA Championship. 1985 Houston Open. 1986 U.S. Open, Walt Disney/Oldsmobile Classic. 1992 Doral Ryder Open

SENIOR PGA TOUR VICTORIES (13): 1992 GTE North Classic, Ralphs Senior Classic, Senior TOUR Championship. 1993 Gulfstream Aerospace Invitational, Northville Long Island Classic. 1994 The Tradition, Las Vegas Senior Classic, Cadillac NFL Golf Classic, GOLF MAGAZINE SENIOR TOUR Championship. 1995 PGA Seniors' Championship, Burnet Senior Classic, Emerald Coast Classic. 1996 FORD SENIOR PLAYERS Championship

BEST 1999 PGA TOUR FINISH: T38--Masters Tournament.

BEST 1999 SENIOR PGA TOUR FINISHES: T2--MasterCard Championship, Ameritech Senior Open; T3--Lightpath Long Island Classic; T4--Cadillac NFL Golf Classic; T7--Royal Caribbean Classic; 8--Ingersoll-Rand SENIOR TOUR Championship; T9--FORD SENIOR PLAYERS Championship; T10--Vantage Championship, EMC Kaanapali Classic.

1999 SEASON: Made two PGA TOUR appearances...finished 82nd at Doral-Ryder Open with rounds of 73-71-78-74...rounds of 74-73-72-76 good for T38 finish at Masters Tournament, his best finish at Augusta since T25 in 1996.

CAREER HIGHLIGHTS: Most recent PGA TOUR victory was 1992 Doral-Ryder Open, which he won at age 49...after turning 50 later that year, captured GTE North Classic on SENIOR PGA TOUR, becoming first to win on both TOURs in same year...he and Sam Snead are only players in PGA TOUR history to win in four decades...shot closing 66 to win 1986 U.S. Open at Shinnecock Hills by two over Chip Beck and Lanny Wadkins...wire-to-wire winner of 1976 Masters Tournament...won 1969 PGA Championship by one stroke over Gary Player...defeated Lanny Wadkins by three strokes for 1982 PGA Championship...won 1981 Tournament Players Championship in playoff over Barry Jaeckel and Curtis Strange, the year before the tournament moved to the TPC at Sawgrass...won 1983 Vardon Trophy...1989 Ryder Cup Captain and member of eight Ryder Cup Teams...winner of 1985 Chrysler Team Championship with Hal Sutton...winner of 1988 Skins Game...winner 1990 RMCC Invitational with Fred Couples and 1993 Franklin Templeton Shark Shootout with Steve Elkington...inducted into World Golf Hall of Fame in 1989.

PERSONAL: Spends much time working with his own golf-course design company...chose golf over possible professional baseball career after winning National Jaycees tournament in 1960...Floyd family named 1994 "Golf Family of the Year" by PGA of America...son Robert is pursuing professional golf career.

PGA TOUR CAREER SUMMARY						PLAYOFF RECORD: 4-11				
Year	Events Played	Cuts Made	1st	2nd	3rd	Top 10	Top 25	Earnings	Rank	
1963	17	17	1	1		3	5	\$10,529	58	
1964	21	21			2	4	11	\$21,407	30	
1965	19	19	1			3	9	\$36,692	25	
1966	19	19		1	1	6	11	\$29,713	33	
1967	23	23			1	3	9	\$25,254	47	
1968	20	20		1		6	14	\$56,490	26	
1969	25	20	3			6	9	\$104,814	6	
1970	23	17			1	3	11	\$43,591	46	
1971	28	19		1		4	10	\$49,846	45	
1972	23	18				4	7	\$32,579	72	
1973	24	19		1		2	7	\$38,751	75	
1974	26	23		3	1	8	14	\$116,385	17	
1975	25	20	1	1		5	12	\$103,628	13	
1976	23	21	2	1	1	9	16	\$178,318	7	

RAYMOND FLOYD...continued

PGA TOUR CAREER SUMMARY...continued

PLAYOFF RECORD: 4-11

Year	Events Played	Cuts Made	1st	2nd	3rd	Top 10	Top 25	Earnings	Rank
1977	24	23	2			8	15	\$163,261	7
1978	24	20		1		4	14	\$77,595	30
1979	26	19	1			6	10	\$122,872	26
1980	27	24	1	1		9	15	\$192,993	10
1981	23	23	3	2		14	18	\$359,360	2
1982	23	18	3	3		9	16	\$386,809	2
1983	22	22		1		8	18	\$208,353	20
1984	23	18				2	8	\$102,813	68
1985	22	20	1	2	1	9	15	\$378,989	5
1986	23	19	2	1		5	15	\$380,508	9
1987	20	12				2	9	\$122,880	86
1988	19	16				3	8	\$169,549	69
1989	17	13				1	2	\$74,699	145
1990	17	11		1	1	3	6	\$264,078	55
1991	17	15			1	5	10	\$284,897	56
1992	15	15	1	2	1	5	11	\$741,918	13
1993	6	5				2	4	\$126,516	120
1994	4	4				1	3	\$95,017	158
1995	4	4					2	\$65,031	180
1996	2	2				1	2	\$67,800	184
1997	3	2						\$7,811	284
1998	2	1					1	\$31,000	229
1999	2	2						\$22,480	253
Total	684	583	22	24	13	163	347	\$5,323,075	52

SENIOR PGA TOUR CAREER SUMMARY

PLAYOFF RECORD: 3-1

Year	Events Played	Cuts Made	1st	2nd	3rd	Top 10	Top 25	Earnings	Rank
1992	7		3	1		6	6	\$436,991	14
1993	14		2	4	2	12	14	\$713,168	9
1994	20		4	5	2	17	20	\$1,382,762	2
1995	21		3	7	1	19	21	\$1,419,545	2
1996	23		1		4	16	20	\$1,043,051	8
1997	20				3	10	16	\$584,755	23
1998	21			1	1	10	18	\$702,472	19
1999	19			2	1	9	15	\$683,314	27
Total	145		13	20	14	99	130	\$6,966,056	7

COMBINED TOTAL MONEY: \$12,289,131

TOP TOURNAMENT SUMMARY

YEAR	63	64	65	66	67	68	69	70	71	72	73	74	75	76	77
Masters Tournament				T8		T7	T35		T13		54	T22	T30	1	T8
U.S. Open		T14	T6		T38		T13	T22	8		16	T15	T12	13	T47
British Open Championship							T34	CUT					T23	4	8
PGA Championship	T57		T17	T18	T20	T41	1	T8		T4	T35	T11	T10	T2	T40
THE PLAYERS Championship												T24	T21	T12	T13

TOP TOURNAMENT SUMMARY (cont.)

YEAR	78	79	80	81	82	83	84	85	86	87	88	89	90	91	92
Masters Tournament	T16	T17	T17	T8	T7	T4	T15	T2	CUT	CUT	T11	T38	2	T17	2
U.S. Open	T12		T45	T37	T49	T13	T52	T23	1	T43	T17	T26	CUT	T8	T44
British Open Championship	T2	T36		T3	T15	T14	CUT		T16	T17	CUT	T42	T39	CUT	T12
PGA Championship	T50	T62	T17	T19	1	T20	13	CUT	CUT	T14	T9	T46	T49	T7	T48
THE PLAYERS Championship			T14	CUT	1	T22	T23	T12	T33	T21	CUT	DQ	CUT		
THE TOUR Championship															T5

RAYMOND FLOYD...continued

TOP TOURNAMENT SUMMARY (cont.)

YEAR	93	94	95	96	97	98	99
Masters Tournament	T11	T10	T17	T25	CUT	CUT	T38
U.S. Open	T7		T36				
British Open Championship	T34		T58				
PGA Championship	CUT	T61					

NATIONAL TEAMS: Ryder Cup (8), 1969, 1975, 1977, 1981, 1983, 1985, 1991, 1993; Ryder Cup Captain, 1989; U.S. vs. Japan, 1982; Nissan Cup, 1985; Dunhill Cup (2), 1985, 1986

SENIOR PGA TOUR TOP TOURNAMENT SUMMARY

YEAR	92	93	94	95	96	97	98	99
The Tradition Presented by Countrywide		T3	1	T6	3	T19	5	T20
PGA Seniors' Championship		T13	T3	1	19	T35	15	T24
U.S. Senior Open		T7	12	T8	3	T44	3	T11
FORD SENIOR PLAYERS Championship		2	T3	T10	1	T19	T19	T9
Ingersoll-Rand SENIOR TOUR Championship	1	T2	1	2	T14	T9	T11	8

1999 PGA TOUR STATISTICS

Scoring Average	73.12	(N/A)
Driving Distance	251.4	(N/A)
Driving Accuracy Percentage	62.5	(N/A)
Total Driving	1,998	(N/A)
Greens in Regulation Pct.	59.7	(N/A)
Putting Average	1.919	(N/A)
Sand Save Percentage	41.7	(N/A)
Eagles (Holes per)	144.0	(N/A)
Birdies Average	1.50	(N/A)

MISCELLANEOUS STATISTICS

Scoring Average Before Cut	72.75	(N/A)
Scoring Average 3rd Round	75.00	(N/A)
Scoring Average Final Round	75.00	(N/A)
Birdies Conversion %	14.0	(N/A)
Par Breakers	9.0	(N/A)

1999 Low Round: 71: 1999 Doral-Ryder Open/2
 Career Low Round: 63: 2 times, most recent 1992 MCI Heritage Golf Classic/2
 Career Largest Paycheck: \$252,000: 1992 Doral-Ryder Open/1

1999 SENIOR PGA TOUR STATISTICS

Scoring Average	70.66	(17)
Driving Distance	266.7	(38T)
Driving Accuracy Percentage	67.5	(63T)
Total Driving	101	(59T)
Greens in Regulation Pct.	68.4	(28T)
Putting Average	1.760	(8)
Sand Save Percentage	58.2	(3)
Eagles (Holes per)	137.3	(3)
Birdies Average	3.54	(23)
All-Around Ranking	183	(12T)

MISCELLANEOUS SENIOR STATISTICS

1999 Low Round: 65: 1999 Vantage Championship/3
 Career Low Round: 62: 1992 Ralphs SENIOR Classic/3
 Career Largest Paycheck: \$240,000: 1994 GOLF MAGAZINE SENIOR TOUR Championship/1



DAN FORSMAN (FORZ-mun)

EXEMPT STATUS: 88th on 1999 money list
FULL NAME: Daniel Bruce Forsman
HEIGHT: 6' 4" **WEIGHT:** 210
BIRTHDATE: July 15, 1958 **BIRTHPLACE:** Rhinelander, WI
RESIDENCE: Provo, UT; plays out of Riverside CC
FAMILY: Wife, Trudy; Ricky (1/18/85), Thomas (12/15/89)
COLLEGE: Arizona State University
SPECIAL INTERESTS: Snow skiing, politics, hiking, fishing, all sports, the arts, church activities, truth
TURNED PROFESSIONAL: 1982 **Q SCHOOL:** 1982

TOUR VICTORIES (4): 1985 Lite Quad Cities Open. 1986 Hertz Bay Hill Classic. 1990 Shearson Lehman Hutton Open. 1992 Buick Open

BEST 1999 FINISHES: T4--Greater Milwaukee Open; T6--Buick Challenge; T10--Kemper Open

1999 SEASON: For third consecutive year and 13th time since 1982 among top-100 on PGA TOUR money list...rounds of 71-67-73-68 produced Kemper Open T10, his first top-10 finish since 1998 Motorola Western Open...prior to Kemper Open, made seven straight cuts, including a T21 at MasterCard Colonial...earned second top-10 at Greater Milwaukee Open, where he was four off lead through 54 holes...rounds of 67-68-66-68 produced T4...it was his best finish since playoff loss at 1997 Walt Disney World Oldsmobile Classic...third top-10 came at Buick Challenge...shot 69-68-69-71 for T6.

CAREER HIGHLIGHTS: Best season on TOUR came in 1992, when he won once and finished second three times on way to 10th place finish on money list...fired final-round 67 at Buick Open to earn spot in playoff with Steve Elkington and Brad Faxon...par on second extra hole good for fourth TOUR title...runner-up finishes came at Federal Express St. Jude Classic (by three to Jay Haas), Chattanooga Classic (by two to Mark Carnevale) and Canon Greater Hartford Open (by two to Lanny Wadkins)...tied for seventh at PGA Championship and TOUR Championship...made 28 of 29 cuts that year...1997 was best year without a victory...had four top-10 finishes, including a second and a third...faced David Duval in playoff at Walt Disney World/Oldsmobile Classic but bogeyed first hole to Duval's par...was tied for second through 54 holes at GTE Byron Nelson Classic but finished T3...first TOUR victory came at 1985 Lite Quad Cities Open...took lead with third-round 63, then held off Bob Tway for one-stroke victory...won rain-shortened 1986 Bay Hill Classic with rounds of 68-67-67—202...third victory came at 1990 Shearson Lehman Hutton Open, by two over Tommy Armour III...winner, 1987 MCI Long Distance Driving Competition...led TOUR in birdies in 1987 and 1988...two-time All-American at Arizona State.

PERSONAL: Grew up in San Francisco Bay area...learned game at Los Altos G&CC...took six weeks off during 1995 season to coach son's little league team.

PGA TOUR CAREER SUMMARY						PLAYOFF RECORD: 1-1			
Year	Events Played	Cuts Made	1st	2nd	3rd	Top 10	Top 25	Earnings	Rank
1982	1								
1983	30	14				1	5	\$37,859	118
1984	32	16				2	6	\$52,152	105
1985	26	16	1			4	8	\$150,334	53
1986	27	16	1			2	6	\$169,445	54
1987	33	29		1		1	7	\$157,728	63
1988	35	26		1	2	4	10	\$269,440	40
1989	30	15				4	5	\$141,174	99
1990	26	19	1			4	7	\$319,160	43
1991	26	19			1	2	7	\$214,175	78
1992	29	28	1	3		8	14	\$763,190	10
1993	25	19		1		6	11	\$410,150	36
1994	23	13					6	\$160,805	112
1995	23	18				2	6	\$194,539	93
1996	22	12					6	\$170,198	123
1997	27	16		1	1	4	6	\$443,034	56
1998	22	18				3	8	\$312,058	99
1999	27	20				3	8	\$439,571	88
Total	464	314	4	7	4	50	126	\$4,405,012	66

TOP TOURNAMENT SUMMARY																
YEAR	82	84	85	86	87	88	89	90	91	92	93	94	95	96	97	98 99
Masters Tournament				CUT				CUT			T7	14	T35		CUT	
U.S. Open		CUT	T60				T33	CUT		T60	T19			T13		CUT
British Open Championship											T73					
PGA Championship			CUT	CUT	CUT		CUT	CUT	T32	T7	T44			T61		
THE PLAYERS Championship		CUT	T13	CUT	T61	CUT	CUT	T36	75	63	T11	83	CUT	CUT	CUT	WD T52
THE TOUR Championship											T7					

DAN FORSMAN...continued


1999 PGA TOUR STATISTICS

Scoring Average	70.77	(48)
Driving Distance	274.8	(70T)
Driving Accuracy Percentage	65.5	(144T)
Total Driving	214	(137)
Greens in Regulation Pct.	66.5	(39T)
Putting Average	1.779	(65T)
Sand Save Percentage	54.0	(54T)
Eagles (Holes per)	414.0	(142T)
Birdies Average	3.36	(78T)
All-Around Ranking	640	(65T)

MISCELLANEOUS STATISTICS

Scoring Average Before Cut	70.55	(21)
Scoring Average 3rd Round	70.95	(59T)
Scoring Average Final Round	71.58	(67)
Birdies Conversion %	28.0	(116T)
Par Breakers	18.9	(90T)

1999 Low Round: 65: 2 times, most recent 1999 John Deere Classic/4
 Career Low Round: 62: 1988 Bob Hope Chrysler Classic/2
 Career Largest Paycheck: \$180,000: 1992 Buick Open/1



CARLOS FRANCO

EXEMPT STATUS: 1999 two-time tournament winner (through 2002)

FULL NAME: Carlos Daniel Franco

HEIGHT: 5'9"

WEIGHT: 165

BIRTHDATE: May 24, 1965

BIRTHPLACE: Asuncion, Paraguay

RESIDENCE: Asuncion, Paraguay and Miami, FL

FAMILY: Wife, Celsa; Carlos, Alcides

SPECIAL INTERESTS: Fishing

TURNED PROFESSIONAL: 1986

Q-SCHOOL: 1998

PGA TOUR VICTORIES (2): 1999 COMPAQ Classic of New Orleans, Greater Milwaukee Open

INTERNATIONAL VICTORIES (5): 1994 Jun Classic, 1995 Sapporo Tokyo Open, 1996 ANA Open, 1998 Just System KSB Open, Fuji Sankei Classic.

BEST PGA TOUR 1999 FINISHES: 1--COMPAQ Classic of New Orleans, Greater Milwaukee Open; 3--Air Canada Championship; T3--Honda Classic, Memorial Tournament; T6--Masters Tournament; T7--WGC NEC Invitational.

BEST 1999 INTERNATIONAL FINISH: T7--Linde German Masters (Eur).

1999 SEASON: From using a driver to putt with at the Qualifying Tournament to being member of winning Presidents Cup team to Rookie of the Year honors, made a wonderful impact on PGA TOUR in his first year...first of seven top-10 finishes at Honda Classic, where 72-68-71-69 earned him T3 and \$124,800...invited to Masters Tournament for first time and after 72-72-68 was three strokes out of the lead through 54 holes...final-round 73 good for T6 and another invitation for 2000...following performance, Paraguay threw a parade for him...next appearance was COMPAQ Classic of New Orleans...rounds of 66-69-68 had him two strokes off 54-hole lead...closing 66 produced two-stroke victory over Steve Flesch and Harrison Frazar...\$468,000 payday largest of career and lifted him to 12th on TOUR money list...his 269 total bettered Brad Faxon's English Turn tournament record by three strokes...also became first South American to win on TOUR since Roberto De Vincenzo in Houston in 1968...two starts later, was T3 at Memorial Tournament and earned \$132,600, which produced TOUR rookie earnings record of \$947,120—previous record \$881,436 by David Duval in 1995...earned second victory of rookie season at Greater Milwaukee Open, where rounds of 65-66-67-66 produced two-stroke victory over Tom Lehman and another tournament record...became only the eighth rookie to win twice since 1960...with victory became first rookie to surpass \$1 million in a season (\$1,380,204) and moved to seventh on money list...first player since Greg Norman in 1989 to win GMO on first try...shared 36-hole lead in World Golf Championships-NEC Invitational after rounds of 68-67 then closed 70-73 for T7 opened Air Canada Championship with three consecutive 67s, which left him one stroke back after 36 and 54 holes...closing 69 produced third-place finish...with Notah Begay, one of two rookies to qualify for THE TOUR Championship...opened with 65 and was one stroke out of lead before finishing T15...ranked third in eagles (120.6)...with earnings of \$1,864,584 by season's end, established TOUR rookie earnings record.

CAREER HIGHLIGHTS: Member of the victorious 1998 International team at Presidents Cup...had an 0-2-1 overall record...gained exempt status on PGA TOUR in fall of 1998 by finishing 36th at PGA TOUR Qualifying Tournament...owns five victories on Japanese Tour—1994 Jun Classic, 1995 Sapporo Tokyo Open, 1996 ANA Open and 1998 Justsystem KSB Open and Fuji Sankei Classic...posted 11 top-10 finishes on Japanese Tour in 1997, including runner-up finishes at Token Corporation Cup and Dydo Drinco Shizuoka Open...added another 10 top-10s in 1998...made biggest impact internationally with victory over Sam Torrance at 1993 Dunhill Cup...member of 1992 World Cup team...brother Angel won the 1993 Dominion Open

PERSONAL: Grew up in poverty in Paraguay...family of nine shared a one-room, dirt-floor home...father was a green superintendent and caddy at course in Asuncion...all five of his brothers became golf professionals...plans to move family to Miami into house near Doral Resort.

CARLOS FRANCO...continued

PGA TOUR CAREER SUMMARY

PLAYOFF RECORD:

Year	Events Played	Cuts Made	1st	2nd	3rd	Top 10	Top 25	Earnings	Rank
1994	1								
1997	2	2				1	1	\$74,950	181
1998	2	2						\$21,079	242
1999	22	15	2		3	7	10	\$1,864,584	11
Total	27	19	2		3	8	11	\$1,960,613	153

1999 INTERNATIONAL SUMMARY

European Tour

1999 1 1 1 1 \$106,991

COMBINED TOTAL MONEY: \$2,067,604

TOP TOURNAMENT SUMMARY

YEAR	97	98	99
Masters Tournament			T6
U.S. Open Championship			T34
British Open Championship		T64	CUT
PGA Championship	70	T40	T26
THE PLAYERS Championship			CUT
THE TOUR Championship			T15
WGC Andersen Consulting Match Play			T17
WGC NEC Invitational			T7
WGC American Express Championship			T48

1999 PGA TOUR STATISTICS

Scoring Average	70.16	(17T)
Driving Distance	277.9	(41)
Driving Accuracy Percentage	60.9	(177)
Total Driving	218	(144)
Greens in Regulation Pct.	63.9	(106T)
Putting Average	1.761	(24T)
Sand Save Percentage	58.7	(18T)
Eagles (Holes per)	120.6	(3)
Birdies Average	3.75	(14)
All-Around Ranking	400	(13)

MISCELLANEOUS STATISTICS

Scoring Average Before Cut	71.20	(65T)
Scoring Average 3rd Round	70.93	(56)
Scoring Average Final Round	72.00	(94T)
Birdies Conversion %	32.6	(9)
Par Breakers	21.6	(10T)

1999 Low Round: 65: 2 times, most recent 1999 THE TOUR Championship/1
 Career Low Round: 65: 2 times, most recent 1999 THE TOUR Championship/1
 Career Largest Paycheck: \$468,000: 1999 COMPAQ Classic of New Orleans/1



HARRISON FRAZAR (FRAY-ZUR)

EXEMPT STATUS: 79th on 1999 money list

FULL NAME: Richard Harrison Frazar

HEIGHT: 6' 0"

BIRTHDATE: July 29, 1971

RESIDENCE: Dallas, TX

FAMILY: Wife, Allison

COLLEGE: University of Texas

SPECIAL INTEREST: Sports

TURNED PROFESSIONAL: 1996

WEIGHT: 190

BIRTHPLACE: Dallas, TX

BEST CAREER FINISH: T2--1998 GTE Byron Nelson Classic; 1999 COMPAQ Classic of New Orleans

BUY.COM TOUR VICTORIES (1): 1997 South Carolina Classic

BEST 1999 PGA TOUR FINISHES: T2--COMPAQ Classic of New Orleans; T6--Phoenix Open

1999 SEASON: A successful sophomore season on TOUR which produced three top-10s and six top-25 finishes...matched career best finish at COMPAQ Classic of New Orleans with a T2...rounds of 68-70-65 had him two strokes off 54-hole lead...closing 68 left him two strokes behind Carlos Franco...\$228,800 highest career

HARRISON FRAZAR...continued

payday...first top-10 came at Phoenix Open where rounds of 74-69-66 had him in three-way tie for third through 54 holes, seven strokes behind Rocco Mediate...closing 73 produced T6, nine strokes behind Mediate...starting with runner-up finish in New Orleans, only missed two cuts in final 17 starts...rounds of 67-67 good for share of 36-hole lead at Buick Challenge...stood four behind eventual champion David Toms following third-round 70...closing 75 dropped to T20 position...led after 36 holes of the Las Vegas Invitational following rounds of 65-62...third-round 67 earned him share of 54-hole lead with eventual champion Jim Furyk and Bob May...closed 76-75 for T15...also posted a T15 in March at Honda Classic where he was four out of the lead through 54 holes before final-round 78...ranked fifth in driving distance (290.5) and fourth in eagles (123.4).

CAREER HIGHLIGHTS: Nominated for 1998 Rookie of the Year honors on strength of three top-10s, including a runner-up finish at GTE Byron Nelson Classic...earned \$461,633, making 16 of 26 cuts and was the second highest ranked rookie on the money list at 63rd...collected \$186,667 of that in hometown of Dallas...after missing five cuts in first 10 starts, rounds of 64-68-66-70 good for three-way tie for second at GTE Byron Nelson with Fred Couples and Hal Sutton...stood one off first- and second-round leads, two off third-round lead...it was his best finish since T16 at Greater Greensboro Chrysler Classic...a week later, recorded second top-10 with solo fourth at MasterCard Colonial...held two-stroke lead after opening 64...continued two-stroke advantage with second-round 67 and 131 total...shared 54-hole lead with Jim Furyk and eventual winner Tom Watson after a 68...closing 71 left him five strokes behind Watson...earned \$110,400 for total of \$296,667 in two weeks...added third top-10 at Motorola Western Open, where rounds of 74-70-69-68 produced T9...parlayed the first 36-hole Sunday in BUY.COM TOUR history into a three-stroke victory over R.W. Eaks at the South Carolina Classic...posted back-to-back 67s on Sunday...win began streak of four consecutive tournaments in which he finished no worse than 11th...other top-five finishes that year included T4 at Colorado Classic and third at Permian Basin Open...turned professional in June 1996...his only event prior to 1997, was tied for 49th in 1996 Wichita Open...only PGA TOUR appearance prior to 1998 came in 1996 GTE Byron Nelson Classic, where he missed the cut...three-time All-American at University of Texas from 1993-95.

PERSONAL: Grew up playing at Royal Oaks CC in Dallas with Justin Leonard...first played in tournament with Leonard in 1984 junior tournament in Abilene, TX...was Leonard's roommate at the University of Texas...made hole-in-one on ESPN during the 1994 NCAA Championships...worked in real estate for a year in Dallas before deciding to go to Q-School in the fall of 1996.

PGA TOUR CAREER SUMMARY						PLAYOFF RECORD: 0-0			
Year	Events Played	Cuts Made	1st	2nd	3rd	Top 10	Top 25	Earnings	Rank
1997	1								
1998	26	16		1		3	5	\$461,633	63
1999	29	19		1		2	6	\$530,971	79
Total	56	35		2		5	11	\$992,604	251
BUY.COM TOUR									
1996	1	1						\$570	261
1997	25	17	1		1	6	13	\$104,023	13
1998	1	1						\$473	288
Total	27	19	1		1	6	13	\$105,066	
COMBINED TOTAL MONEY:								\$1,097,669	

TOP TOURNAMENT SUMMARY

YEAR	98	99
PGA Championship	CUT	CUT
THE PLAYERS Championship	CUT	


1999 PGA TOUR STATISTICS

Scoring Average	71.19	(86T)
Driving Distance	290.5	(5)
Driving Accuracy Percentage	65.3	(148T)
Total Driving	153	(38T)
Greens in Regulation Pct.	64.9	(80T)
Putting Average	1.795	(115T)
Sand Save Percentage	50.3	(108)
Eagles (Holes per)	123.4	(4)
Birdies Average	3.26	(108)
All-Around Ranking	654	(70)

MISCELLANEOUS STATISTICS

Scoring Average Before Cut	71.52	(99T)
Scoring Average 3rd Round	70.75	(46)
Scoring Average Final Round	71.84	(83)
Birdies Conversion %	27.9	(124T)
Par Breakers	18.9	(90T)

1999 Low Round: 62: 1999 Las Vegas Invitational/2
 Career Low Round: 62: 1999 Las Vegas Invitational/2
 Career Largest Paycheck: \$228,800: 1999 COMPAQ Classic of New Orleans/T2



DAVID FROST

EXEMPT STATUS: 117th on 1999 money list

FULL NAME: David Laurence Frost

HEIGHT: 5' 11"

WEIGHT: 190

BIRTHDATE: September 11, 1959

BIRTHPLACE: Cape Town, South Africa

RESIDENCE: Dallas, TX; plays out of Preston Trail GC

FAMILY: Wife, Corrie

SPECIAL INTERESTS: All sports especially rugby, good wine and good food

TURNED PROFESSIONAL: 1981

Q SCHOOL: 1984

TOUR VICTORIES (10): 1988 Southern Open, Northern Telecom Tucson Open. 1989 NEC World Series of Golf. 1990 USF&G Classic. 1992 Buick Classic, Hardee's Golf Classic. 1993 Canadian Open, Hardee's Golf Classic. 1994 Canon Greater Hartford Open. 1997 MasterCard Colonial

INTERNATIONAL VICTORIES (12): 1982 Gordon's Gin Classic (SAF), 1984 Air France Cannes Open (Eur). 1986 South African Open. 1987 South African Masters. 1989 Million Dollar Challenge (SAF). 1990 Million Dollar Challenge (SAF). 1992 Million Dollar Challenge (SAF), Dunlop Phoenix (Jpn). 1993 Kent Hong Kong Open (Asia). 1994 Lexington PGA Championship (SAF). 1993 Hong Kong Open (Asia). 1999 South African Open Championship (SAF)

BEST 1999 FINISHES: T7--British Open Championship.

BEST 1999 INTERNATIONAL FINISHES: 1--South African Open Championship; T3--Alfred Dunhill PGA Championship, Dimension Data Pro-Am. (All South Africa)

1999 SEASON: Started season by making eight consecutive cuts and by season's end had made 17 cuts in 24 tournaments entered...first of seven top-25 finishes at Bay Hill Invitational, where final-round 65 lifted him to T16...a third-round 64 helped with a T18 at MCI Classic...opened with back-to-back 63s at FedEx St. Jude Classic, tying PGA TOUR record for opening 36 holes with his 16-under-par 126 total...closed 74-72 for T15 finish...earned first top-10 finish since T8 at 1997 Bell Canadian Open with T7 at British Open...after opening with 80, followed with rounds of 69-71-74 to finish four strokes out of Paul Lawrie-Jean Van de Velde-Justin Leonard playoff...was his best finish in a major since T5 in 1995 Masters Tournament and best finish in a British Open since T7 in 1988...ranked second in sand save percentage (64.9%) and 12th in putting average (1.751)...won South African Tour Order of Merit.

CAREER HIGHLIGHTS: Following three years without a victory, earned his 10th PGA TOUR title in impressive form at 1997 MasterCard Colonial...dedicated his win to Ben Hogan, who had inspired him since he came to America...shared 36-hole lead after 66-63 with Brad Faxon and Paul Goydos for tournament-tying-record 11-under 129...fell three strokes out of lead with third-round 69 but fired front-nine 32 in final round on way to two-stroke victory over Faxon and Ogrin...first two TOUR victories came in 1988, year when he finished in top-three eight times...finished third three times in first seven starts—Phoenix Open, Hertz Bay Hill Classic and THE PLAYERS Championship...then runner-up three times in six-week stretch in spring—MCI Heritage Classic, Memorial Tournament and Manufacturers Hanover Westchester Classic...both victories came in fall—Southern Open and Seiko Tucson Open...in 1993, recorded back-to-back victories at Canadian Open and Hardee's Golf Classic...259 total at Hardee's a seven stroke victory and two strokes off 72-hole TOUR record...also a two-time winner in 1992, capturing Buick Classic and Hardee's Golf Classic...won 1990 USF&G Classic in dramatic fashion, holing out from bunker on 72nd hole to defeat Greg Norman by one...at 1989 World Series of Golf, earned 10-year exemption by defeating Ben Crenshaw on second playoff hole...reached final of inaugural Andersen Consulting World Championship of Golf, losing to Barry Lane...won Dunhill Cup for South Africa, teaming with Ernie Els and Retief Goosen in 1997 and 1998...shot 60 in final round of 1990 Northern Telecom Open at Randolph Park GC...played in South African Amateur at age 18.

PERSONAL: Took up game at age 14 while caddying for his father...has established a vineyard in native South Africa, Frost Vineyards, a 300-acre estate with 100 acres of vines...e-mail address is frostpga@aol.com...helped raise money with tournament in South Africa to send South Africa Special Olympics golf team to the 1999 Special Olympic World Games in North Carolina where he attended, gave clinic and served as starter at Duke University course.

PGA TOUR CAREER SUMMARY

PLAYOFF RECORD: 2-3

Year	Events Played	Cuts Made	1st	2nd	3rd	Top 10	Top 25	Earnings	Rank
1983	1	1							
1985	28	18		1		3	8	\$118,537	70
1986	28	20		1	1	6	14	\$187,944	46
1987	27	24		3		12	19	\$518,072	11
1988	25	18	2	3	3	11	13	\$691,500	9
1989	26	23	1	1	1	8	12	\$620,430	12
1990	28	15	1			4	8	\$372,485	32
1991	28	18				2	8	\$171,262	93
1992	25	16	2	1		6	11	\$717,883	15
1993	22	15	2	2	1	9	15	\$1,030,717	5
1994	23	20	1		1	6	10	\$671,683	20
1995	21	15		1		3	5	\$357,658	50
1996	22	14			1	4	7	\$382,947	54
1997	24	12	1			2	5	\$458,700	50
1998	23	12					2	\$175,621	148
1999	24	17				1	7	\$360,452	117
Total	373	258	10	13	8	77	144	\$6,835,892	33

DAVID FROST...continued

1999 INTERNATIONAL SUMMARY

Year	Events Played	Cuts Made	1st	2nd	3rd	Top 10	Top 25	Earnings	Rank
South Africa Tour									
1999	4	4	1		2	3	4	\$197,188	1

TOP TOURNAMENT SUMMARY

YEAR	83	84	85	86	87	88	89	90	91	92	93	94	95	96	97	98	99
Masters Tournament					T45	8	T18	CUT	T32		CUT	T35	T5	T10	37	T26	
U.S. Open			T23	T15	T17	CUT	T18	T33	CUT		CUT	CUT	CUT	CUT			
British Open Championship	CUT	T47	T28	CUT	6	T7	CUT	CUT	CUT		T24	T51	T31	T40	CUT	T44	T7
PGA Championship			CUT	T21	T10	CUT	T27	T31	T48	T73	CUT	T25	T67	CUT	CUT	T36	T21
THE PLAYERS Championship				T48	T15	T3	T8	CUT	T41	CUT	CUT	CUT	T37	T17	W/D	T42	T52
THE TOUR Championship					T17	T17	T11			T7	T2	T4					
WGC American Express Championship																	T59

NATIONAL TEAMS: Hennessy Cognac Cup, 1984; Dunhill Cup (8), 1991, 1992, 1993, 1994, 1995, 1997, 1998, 1999; The Presidents Cup (2), 1994, 1996.

1999 PGA TOUR STATISTICS

Scoring Average	71.11	(81T)
Driving Distance	268.2	(137T)
Driving Accuracy Percentage	60.7	(178)
Total Driving	315	(187)
Greens in Regulation Pct.	59.4	(183T)
Putting Average	1.751	(12)
Sand Save Percentage	64.9	(2)
Eagles (Holes per)	237.0	(73)
Birdies Average	3.16	(135T)
All-Around Ranking	801	(106T)

MISCELLANEOUS STATISTICS

Scoring Average Before Cut	71.22	(68T)
Scoring Average 3rd Round	71.67	(122)
Scoring Average Final Round	72.65	(144)
Birdies Conversion %	29.6	(55T)
Par Breakers	18.0	(135)

1999 Low Round: 63: 2 times, most recent 1999 FedEx St. Jude Classic/2
Career Low Round: 60: 1990 Northern Telecom Tucson Open/2
Career Largest Paycheck: \$288,000: 1997 MasterCard Colonial/1



FRED FUNK

EXEMPT STATUS: 1998 tournament winner (through 2000)

FULL NAME: Frederick Funk

HEIGHT: 5' 8"

BIRTHDATE: June 14, 1956

RESIDENCE: Ponte Vedra Beach, FL

FAMILY: Wife, Sharon; Eric (8/2/91), Taylor Christian (10/30/95)

COLLEGE: University of Maryland (1980, Law Enforcement)

SPECIAL INTERESTS: Water, snow skiing

TURNED PROFESSIONAL: 1981

WEIGHT: 165

BIRTHPLACE: Takoma Park, MD

Q SCHOOL: 1988, 1989.

TOUR VICTORIES (5): 1992 Shell Houston Open. 1995 Ideon Classic at Pleasant Valley, Buick Challenge. 1996 B.C. Open. 1998 Deposit Guaranty Golf Classic

INTERNATIONAL VICTORIES (1): 1993 Mexican Open

BEST 1999 FINISHES: 2--Air Canada Championship, B.C. Open; T2--MasterCard Colonial; T4--Bob Hope Chrysler Classic, The Reno-Tahoe Open; T5--Mercedes Championships, THE TOUR Championship; T7--WGC American Express Championship.

1999 SEASON: Although he did not collect a victory, finished second for a career-high three times...also matched a career-best with eight top-10 finishes and his 16th position on PGA TOUR money list with \$1,638,881 a career high...first runner-up finish at MasterCard Colonial, where rounds of 68-68-69-68 part of five-way tie for second, one stroke shy of winner Olin Browne...in September collected back-to-back runner-up finishes at Air Canada Championship and B.C. Open...in Vancouver, rounds of 71-64-65 earned him 54-hole lead...but champion Mike Weir closed with 64 to his 68 for two-stroke win...with course-record-tying 61 in second round at B.C. Open, took five-stroke lead through 36 holes...held three-stroke lead after third-round 70...final-round 72 earned him spot in playoff with Brad Faxon, which Faxon won with par on second extra hole...first playoff hole held Sunday night but due to darkness second hole played Monday morning...rounds of 66-70-71-69 good for T5 at THE TOUR Championship and next week shot 71-68-74-72 for T7 at World Golf Championships-American Express Championship...was 36-

FRED FUNK...continued

, 54- and 72-hole leader at Bob Hope Chrysler Classic after opening with 65-68-66-69 before closing with 71 for T4...shared first-round lead at season-opening Mercedes Championships after 66 before finishing T5...also T4 at The Reno-Tahoe Open...ranked first in driving accuracy percentage (80.2%) for third time (1995-96).

CAREER HIGHLIGHTS: In 1998, collected his fifth PGA TOUR victory and for the first time in his 10-year career eclipsed the \$1 million mark in earnings...made 25 of 32 cuts on his way to \$1,121,988 season in which he was among top-10 eight times and top-25 17 times...along with victory, also finished second and third...earned two-stroke victory at Deposit Guaranty Golf Classic...after rounds of 69-64, stood one off 36-hole lead...third-round 69 produced share of the lead...birdied four holes on Sunday back-nine on way to 66...nearly became two-time winner for first time since 1995 at Buick Challenge...shared first-round lead with 63...prior to round almost withdrew with stiff back...held second- and third-round leads outright, each after a tournament record total 130 and 198, respectively...shot 69 in final-round and then lost playoff when Steve Elkington parred first extra hole...earned fourth victory in five-year stretch at 1996 B.C. Open...third-round 63 moved him into share of lead with Pete Jordan...after birdieing four of six holes on Sunday, round was cancelled due to rain and tournament was reduced to 54 holes...hit 7-iron approach on first extra hole to within 10 inches to secure victory...nearly won again the following week when rain reduced Buick Challenge to 36 holes...was part of five-man playoff won by Michael Bradley...first TOUR victory came at 1992 Shell Houston Open...grabbed one-stroke lead with course-record 62 in third round, then shot closing 70 for two-stroke victory over Kirk Triplett...won twice in 1995...opened four-stroke lead through 54 holes of Ideon Classic with rounds of 66-63-66...won by one stroke over Jim McGovern after closing 73...entered final round of Buick Challenge tied with Steve Stricker before closing 67 gave him one-stroke victory over John Morse and Loren Roberts...always one of the busiest players on TOUR, with at least 30 starts each year since 1991...shot 59 on TPC at Scottsdale (Desert Course) during pro-am at 1992 Phoenix Open...won 1984 Foot-Joy National Assistant Pro Championship.

PERSONAL: Golf coach at University of Maryland from 1982 through 1988...also worked as newspaper circulation supervisor before joining TOUR.

PGA TOUR CAREER SUMMARY

PLAYOFF RECORD: 1-2

Year	Events Played	Cuts Made	1st	2nd	3rd	Top 10	Top 25	Earnings	Rank
1982	3	2						\$1,779	251
1985	1	1					1	\$6,345	196
1986	3								
1987	2	1						\$2,400	255
1988	2	1						\$1,552	285
1989	29	17			1	2	3	\$59,695	157
1990	29	13			1	3	7	\$179,346	91
1991	31	17				5	9	\$226,915	73
1992	32	24	1		1	3	9	\$416,930	34
1993	34	24				5	11	\$309,435	56
1994	30	23				4	8	\$281,905	67
1995	32	26	2			4	11	\$717,232	26
1996	31	23	1	1	2	8	13	\$814,334	21
1997	33	25			1	3	10	\$544,419	38
1998	32	25	1	1	1	8	17	\$1,121,988	23
1999	34	27			3	8	14	\$1,638,881	16
Total	358	249	5	5	7	53	113	\$6,323,156	37

TOP TOURNAMENT SUMMARY

YEAR	85	86	87	89	91	92	93	94	95	96	97	98	99
Masters Tournament							CUT	T38		T36	T17	CUT	CUT
U.S. Open	T23	CUT	CUT	CUT	CUT	T33	T7	T44	CUT	CUT	T43		CUT
British Open Championship						73							W/D
PGA Championship			T47		T57	CUT	T44	T55	T39	T26	T61	T23	73
THE PLAYERS Championship					CUT	T60	T39	T78	T61	T13	T14	T69	T38
THE TOUR Championship									T27	14		T24	T5
WGC Andersen Consulting Match Play													T33
WGC American Express Championship													T7

1999 PGA TOUR STATISTICS

Scoring Average	70.13	(14)
Driving Distance	269.7	(119T)
Driving Accuracy Percentage	80.2	(1)
Total Driving	120	(15T)
Greens in Regulation Pct.	68.9	(9T)
Putting Average	1.774	(52T)
Sand Save Percentage	49.7	(112T)
Eagles (Holes per)	263.3	(82)
Birdies Average	3.63	(26T)
All-Around Ranking	415	(17)

MISCELLANEOUS STATISTICS

Scoring Average Before Cut	69.94	(3)
Scoring Average 3rd Round	71.12	(74)
Scoring Average Final Round	71.12	(36)
Birdies Conversion %	29.3	(72T)
Par Breakers	20.6	(23T)

1999 Low Round: 61: 1999 B.C. Open/2
 Career Low Round: 61: 1999 B.C. Open/2
 Career Largest Paycheck: \$270,000: 1999 Air Canada Championship/2



JIM FURYK (FYUR-ik)

EXEMPT STATUS: 1999 tournament winner (through 2001)

FULL NAME: James Michael Furyk

HEIGHT: 6' 2"

WEIGHT: 200

BIRTHDATE: May 12, 1970

BIRTHPLACE: West Chester, PA

RESIDENCE: Ponte Vedra Beach, FL

FAMILY: Single

COLLEGE: University of Arizona

SPECIAL INTERESTS: All sports

TURNED PROFESSIONAL: 1992

Q SCHOOL: 1993

TOUR VICTORIES (4): 1995 Las Vegas Invitational. 1996 United Airlines Hawaiian Open. 1998 Las Vegas Invitational. 1999 Las Vegas Invitational.

INTERNATIONAL VICTORIES (1): 1997 Argentine Open

BUY.COM TOUR VICTORIES (1): 1993 Mississippi Gulf Coast Classic

BEST 1999 FINISHES: 1--Las Vegas Invitational; 2--Greater Greensboro Chrysler Classic; T6--Phoenix Open; T8--PGA Championship; 9--Mercedes Championships; T9--Buick Open; T10--British Open Championship, WGC NEC Invitational.

BEST 1999 INTERNATIONAL FINISH: T24--Johnnie Walker Classic.

1999 SEASON: Captured his fourth PGA TOUR title and third Las Vegas Invitational on way to another exceptional season...a member of victorious U.S. Ryder Cup team, who had key 4 and 3 singles victory over Sergio Garcia in Sunday's matches...for first time in career missed only one cut all season (AT&T Pebble Beach National Pro-Am) and for fourth straight season among top-30 on TOUR money list...victory in Las Vegas started with rounds of 67-64-63 for a share of 54-hole lead...after awakening to early-morning earthquake, then playing in 40 mph winds, shot 71 to build a three-stroke lead...final-round 66 good enough to edge Johnathan Kaye by one stroke...with victory, was first player since David Duval (1997-98 Michelob Championship at Kingsmill) to successfully defend title...also first player to win same event three times since Davis Love III won 1998 MCI Classic...all three of his LVI victories have been by one stroke...prior to victory, first top-10 a ninth at Mercedes Championships...second was T6 at Phoenix Open...rounds of 67-63-68-69 produced Greater Greensboro Chrysler Classic runner-up finish to Jesper Parnevik...was Parnevik's primary competition through last two rounds...stood two back after 18 and 36 holes and was within three of record-setting Parnevik performance through 54 holes...closed gap to within two strokes at finish...once again enjoyed success in major championship events—T14 at Masters Tournament, T17 at U.S. Open, T10 at British Open and T10 at PGA Championship...has now finished in top-30 in 16 of 18 starts in majors...seventh top-10 came at World Golf Championships-NEC Invitational where T10...two strokes out of lead and in solo-second after opening 68 at World Golf Championships-American Express Championship before finishing T11...ranked sixth in scoring average (69.67), first in par-three birdie leaders (17.0) and fifth in scrambling (64.6%).

CAREER HIGHLIGHTS: Recorded first PGA TOUR victory at 1995 Las Vegas Invitational...grabbed share of lead with David Edwards after third-round 65 at TPC at Summerlin...following fourth-round 67, shared lead with Billy Mayfair...went on to one-stroke victory over Mayfair...three weeks later, earned unofficial victory at Lincoln-Mercury Kapalua International...kept winning streak alive in Hawaii going three months later with second official victory at 1996 United Airlines Hawaiian Open...after trailing by one stroke through 54 holes, shot final-round 69 to take clubhouse lead, only to see Brad Faxon hole 50-foot eagle putt on 72nd hole to force playoff...birdied third extra hole for victory...in 1998, his 12 top-10 finishes matched David Duval for second most on TOUR (one behind Tiger Woods) and his \$2,054,334 good for 3rd on TOUR money list...made cut in 24 of his 28 appearances, including a win, two seconds, two thirds and three fourths...closed year by becoming the first player to win the Las Vegas Invitational twice...rounds of 67-68-69-63 put him in first place after 72 holes, three strokes ahead of Mark Calcavecchia...closed with a 68 to Calcavecchia's 66 for one-stroke victory and \$360,000 payday which lifted him to 2nd on money list...in his next appearance, rounds of 67-68-69-71 kept him among top-three all week at THE TOUR Championship...T3, one-stroke shy of Vijay Singh-Hal Sutton playoff, and earned \$234,000...in 1996, set TOUR record for most money earned without a victory with \$1,619,480, fourth on money list...his 13 top-10 finishes matched Davis Love III for most on TOUR in 1997 and included eight in a row...nearly had success defending United Airlines Hawaiian Open title, shooting 66-68 on weekend to force playoff with Paul Stankowski and Mike Reid...Stankowski won playoff...also T2 with Greg Norman at Memorial Tournament...impressive stretch of eight straight top-10s included: T5 at GTE Byron Nelson Classic, 8th at MasterCard Colonial, T2 at Memorial, T5 at U.S. Open, T3 at Buick Classic, sixth at Motorola Western Open, fourth at British Open and T7 at Sprint International...third top-10 in major was T6 at PGA Championship...ended year with second at THE TOUR Championship...recorded three top-10s as a rookie in 1994, including T7 at Northern Telecom Open, his first start of the year...qualified for TOUR by finishing T37 at 1993 Qualifying Tournament...won 1998 Fred Meyer Challenge with David Duval...won 1993 Mississippi Gulf Coast Classic in playoff over Bob Friend...twice named All-Pac 10 Conference while at University of Arizona and a two-time All-America selection.

PERSONAL: Possesses one of PGA TOUR's less orthodox swings...his father, Mike, has been his only swing instructor...started putting cross-handed at age seven.

JIM FURYK...continued

PGA TOUR CAREER SUMMARY

PLAYOFF RECORD: 1-2

Year	Events Played	Cuts Made	1st	2nd	3rd	Top 10	Top 25	Earnings	Rank
1988(Am.)	1								
1990(Am.)	1								
1991(Am.)	1								
1993	1								
1994	31	17				3	7	\$236,603	78
1995	31	22	1			3	10	\$535,380	33
1996	28	24	1			3	13	\$738,950	26
1997	27	24		3	1	13	17	\$1,619,480	4
1998	28	24	1	2	2	12	19	\$2,054,334	3
1999	25	24	1			8	17	\$1,827,593	12
Total	174	135	4	6	3	42	83	\$7,012,340	31
BUY.COM TOUR									
1993	25	13	1	1		3	6	\$58,240	26
1994	1					1	1	\$3,815	153
Total	26	14	1	1		4	7	\$62,055	

1999 INTERNATIONAL SUMMARY

European Tour

1999	1	1					1	\$13,503	
------	---	---	--	--	--	--	---	----------	--

TOP TOURNAMENT SUMMARY

YEAR	94	95	96	97	98	99
Masters Tournament			T29	T29	4	T14
U.S. Open	T28		T5	T5	T14	T17
British Open			T45	4	T4	T10
PGA Championship		T13	T17	T6	CUT	T8
THE PLAYERS Championship		CUT	T13	T53	T35	T17
THE TOUR Championship			T15	2	T3	T15
WGC Andersen Consulting Match Play						T33
WGC NEC Invitational						T10
WGC American Express Championship						T11

NATIONAL TEAMS: Ryder Cup (2), 1997, 1999; The Presidents Cup, 1998

1999 PGA TOUR STATISTICS

Scoring Average	69.67	(6)
Driving Distance	265.5	(161T)
Driving Accuracy Percentage	74.7	(16)
Total Driving	177	(76)
Greens in Regulation Pct.	64.9	(80T)
Putting Average	1.764	(31T)
Sand Save Percentage	56.8	(30T)
Eagles (Holes per)	276.0	(93T)
Birdies Average	3.37	(77)
All-Around Ranking	494	(31)

MISCELLANEOUS STATISTICS

Scoring Average Before Cut	70.38	(14)
Scoring Average 3rd Round	71.13	(75T)
Scoring Average Final Round	71.33	(52T)
Birdies Conversion %	28.9	(86T)
Par Breakers	19.1	(75T)

1999 Low Round: 63: 2 times, most recent 1999 Las Vegas Invitational/3
 Career Low Round: 62: 2 times, most recent 1998 Doral-Ryder Open/2
 Career Largest Paycheck: \$450,000: 1999 Las Vegas Invitational/1



SERGIO GARCIA

EXEMPT STATUS: 53rd on 1999 money list
HEIGHT: 5' 10" **WEIGHT:** 150
BIRTHDATE: January 9, 1980 **BIRTHPLACE:** Castellon, Spain
RESIDENCE: Borriol, Spain
FAMILY: Single
SPECIAL INTERESTS: Real Madrid FC (soccer team) and computer games.
TURNED PROFESSIONAL: 1999

BEST PGA TOUR CAREER FINISH: 2--1999 PGA Championship.

INTERNATIONAL VICTORIES (2): 1999 Murphy's Irish Open (Eur), Linde German Masters (Eur).

BEST 1999 FINISHES: 2--PGA Championship; T3--GTE Byron Nelson Classic; T7--World Golf Championships-NEC Invitational, World Golf Championships-American Express Championship.

BEST 1999 INTERNATIONAL FINISHES: 1--Murphy's Irish Open, Linde German Masters; T2--The Standard Life Loch Lomond; T5--Volvo Masters.

1999 SEASON: Made a tremendous impact on the game in the nine events played on the PGA TOUR...made the cut in seven tournaments, finished among top-10 four times with a runner-up and third-place finish...nominated for Rookie of the Year honors (qualified by finishing top-125 on money list)...in first PGA TOUR start as a professional and second start as a professional, finished T3 at GTE Byron Nelson Classic...opening 62 left him one stroke behind Tiger Woods' 18-hole lead...remained one back through 36 holes after 67 and followed with 71-69 to finish seven strokes out of Loren Roberts-Steve Pate playoff...finished T11 at Memorial Tournament after rounds of 67-70-74-71 where he stood two strokes out of first-round lead and three strokes out of 36-hole lead...following Memorial payday of \$58,650 had \$202,650 in TOUR earnings and joined TOUR as special temporary member...won first professional event on July 4 at Murphy's Irish Open in his sixth professional start...became European Tour's fourth-youngest winner (youngest was South African Dale Hayes, 18, when he won 1971 Spanish Open)...victory lifted him to 18th place in European Ryder Cup standings...followed victory with runner-up finish at Standard Life Loch Lomond...runner-up finish at PGA Championship assured berth on European Ryder Cup Team...opening-round 66 gave him first-round lead at Medinah CC...tied competitive course record set in 1990 by U.S. Open champion Hale Irwin but broken in second round by Skip Kendall's 65...also was youngest player to lead PGA Championship since tournament went to stroke play in 1958...shot 73 in second round and stood two back...third-round 68 produced T3 position, two strokes out of lead...on Sunday, trailed Tiger Woods by two strokes with three holes to play, hit tee shot on 16 came to rest against a root behind large tree...hit 6-iron safely on green and ran down fairway to watch recovery shot...finished one stroke behind Woods for solo second...finished T13 at Sprint International...rounds of 74-69-69-73 good for T7 at World Golf Championship-American Express Championship...youngest Ryder Cup participant ever at age 19 years, 8 months, 15 days (more than five months younger than Nick Faldo in 1977), where he posted a 3-1-1 overall record...earned second European Tour victory at Linde German Masters on October 3...sank 15-foot birdie putt on second playoff hole to defeat Padraig Harrington...joined Jose Maria Olazabal and Miguel Angel Jimenez to capture Spain's first Dunhill Cup title...also finished second in Casio Open in Japan.

CAREER HIGHLIGHTS: Turned professional April 21, 1999 after playing in 28 professional events...was first British Amateur Champion to finish as low amateur in 1999 Masters Tournament...winner of 19 events as an amateur and also a professional event--the Catalan Open--at age 17...made the cut in 12 of 18 European Tour events entered before turning professional...at age 14 made his first cut in a European Tour event--the 1995 Turespana Open Mediterraneo...set a European Tour record as youngest player to make a cut...won the 1995 European Amateur Championship, the youngest winner of the event...match play record prior to 1999 Ryder Cup was 32-1...in 1998, played in two BUY.COM TOUR events and finished 8-under in both for lowest score by an amateur in BUY.COM TOUR history.

PERSONAL: Nicknamed 'El Nino'...father Victor, the teaching professional at home club, the Club de Golf de Mediterraneo...started playing golf at the age of three and became club champion at age of 12...enjoys computer games: sprained wrist Saturday night of 1999 Sprint International at mall playing air hockey...upon winning first professional title, along with father and manager shaved hair.

PGA TOUR CAREER SUMMARY						PLAYOFF RECORD: 0-0			
Year	Events Played	Cuts Made	1st	2nd	3rd	Top 10	Top 25	Earnings	Rank
1996(Am.)	1								
1998(Am.)	1	1							
1999(Am.)	1	1							
1999	8	6		1	1	4	6	\$784,917	53
Total	11	8		1	1	4	6	\$784,917	291
BUY.COM TOUR									
1998(Am.)	3	2			1	1	2		

SERGIO GARCIA...continued

1999 INTERNATIONAL SUMMARY

Year	Events Played	Cuts Made	1st	2nd	3rd	Top 10	Top 25	Earnings	Rank
European Tour									
1999	8	8	2	1		4	7	\$903,107	
Japanese PGA									
1999	2	2	1			1	1	\$191,229	
COMBINED TOTAL MONEY:								\$1,879,253	

PGA TOUR TOP TOURNAMENT SUMMARY

YEAR	96	98	99
Masters Tournament			T38
British Open Championship		CUT T29	CUT
PGA Championship			2
WGC NEC Invitational			T7
WGC American Express Championship			T7


1999 PGA TOUR STATISTICS

Scoring Average	70.28	(N/A)
Driving Distance	282.9	(N/A)
Driving Accuracy Percentage	68.4	(N/A)
Total Driving	1,998	(N/A)
Greens in Regulation Pct.	64.1	(N/A)
Putting Average	1.770	(N/A)
Sand Save Percentage	58.5	(N/A)
Eagles (Holes per)	468.0	(N/A)
Birdies Average	3.69	(N/A)

MISCELLANEOUS STATISTICS

Scoring Average Before Cut	71.94	(N/A)
Scoring Average 3rd Round	71.00	(N/A)
Scoring Average Final Round	71.50	(N/A)
Birdies Conversion %	32.0	(N/A)
Par Breakers	20.7	(N/A)

1999 Low Round: 62: 1999 GTE Byron Nelson Classic/1
 Career Low Round: 62: 1999 GTE Byron Nelson Classic/1
 Career Largest Paycheck: \$378,000: 1999 PGA Championship/2



BRENT GEIBERGER (GUY-ber-ger)

EXEMPT STATUS: 1999 tournament winner (through 2001)

FULL NAME: Brent Andrew Geiberger

HEIGHT: 6' 4"

WEIGHT: 200

BIRTHDATE: May 22, 1968

BIRTHPLACE: Santa Barbara, CA

RESIDENCE: Palm Desert, CA

FAMILY: Single

COLLEGE: Pepperdine University

SPECIAL INTERESTS: Hockey, basketball, his computer

TURNED PROFESSIONAL: 1993

Q SCHOOL: 1996

PGA TOUR VICTORIES (1): 1999 Canon Greater Hartford Open

BEST BUY.COM TOUR CAREER FINISHES: 3--1995 San Jose Open, Alabama Classic. 1996 Alabama Classic, Dakota Dunes Open.

BEST 1999 PGA TOUR FINISHES: 1--Canon Greater Hartford Open; 3--Motorola Western Open, Westin Texas Open, THE TOUR Championship; T5--Touchstone Energy Tucson Open; T10--BellSouth Classic.

1999 SEASON: Became the sixth of nine first-time winners on PGA TOUR with victory at the Canon Greater Hartford Open...victory also marked first time a son of former TOUR champion had won on TOUR since Guy Boros captured 1996 Greater Vancouver Open...won in record fashion after rounds of 66-63-66-67 produced three-stroke victory over Skip Kendall...shared 36-hole lead at 11-under-par 129, tying a tournament record...held 54-hole lead at 15-under 195, which established tournament record...262 total bettered 72-hole record by four...closed Saturday round and opened Sunday with back-to-back 5-under-par 30s and became first player since Justin Leonard in 1996 Buick Open to win tournament in which he had hole-in-one (Round 3)...followed victory by leading after first-round 65 at Buick Open before finishing T19...prior to win, rounds of 72-68-68-70 good for T5 at Touchstone Energy Tucson Open...earned second top-10 at BellSouth Classic, where 70-71-68-68 earned T10...in start before victory, shot 70-68-70-69 and finished third at Motorola Western Open, four behind winner Tiger Woods...second third-place finish

BRENT GEIBERGER...continued

came at Westin Texas Open...shot 66-70-68-67 to finish one stroke out of Duffy Waldorf-Ted Tryba playoff...established a career-best mark with his third, third-place finish at THE TOUR Championship with rounds of 68-69-68-69...was only player other than Woods with all four rounds in the 60s at Champions GC...finish moved him to 47th in Official World Golf Rankings.

CAREER HIGHLIGHTS: Rookie season in 1997 highlighted by runner-up finish at LaCantera Texas Open...entered final round tied for 12th, six strokes behind leader Tim Herron...closed with 65 to tie Rick Fehr for second, two strokes off Herron's winning total...finish worth \$123,200...recorded six top-25 finishes, including tie for 11th at Buick Open, tie for 12th at Greater Vancouver Open and tie for 14th at Las Vegas Invitational...nominated as 1997 PGA TOUR Rookie of the Year...in 1998, recorded second career-runner-up finish in second tournament of year and closed season with third place performance...cracked the top-50 on TOUR money list with \$573,098 and missed only seven cuts in 26 appearances...opened with a 64 to stand one stroke off lead at Phoenix Open...shot 70-72 and closed with 66 to finish three strokes behind Jesper Parnevik and T2...closed 68-65 for National Car Rental Classic third-place finish worth \$136,000 after starting his final event of the year 72-70...played on BUY.COM TOUR for two years before earning playing privileges on PGA TOUR...had six top-10 finishes in 28 starts in 1995 on way to 23rd place finish on money list with \$74,274...finished third at San Jose Open and tied for third at Alabama Classic that year...in 1996, improved to 11th on money list with \$103,817, missing top-10 finish that would have earned place on PGA TOUR by \$112...earned TOUR spot anyway with seventh-place finish at 1996 Qualifying Tournament...winner of eight junior college tournaments while attending College of the Desert in Palm Springs, CA.

PERSONAL: Father Al, winner of 11 PGA TOUR events and nine SENIOR PGA TOUR titles, was the first to shoot 59 in PGA TOUR history...brother John coach of the Pepperdine University golf team that won 1997 NCAA Championship...in 1998, made PGA Championship history when he and father Al became first father-son combo to compete in same PGA Championship

PGA TOUR CAREER SUMMARY

PLAYOFF RECORD: 0-0

Year	Events Played	Cuts Made	1st	2nd	3rd	Top 10	Top 25	Earnings	Rank
1997	29	19		1		1	11	\$395,472	62
1998	26	19		1	1	4	7	\$573,098	49
1999	30	21	1		3	6	11	\$1,541,409	19
Total	85	59	1	2	4	11	29	\$2,509,979	117
BUY.COM TOUR									
1993	1								
1995	28	17			2	6	10	\$74,274	23
1996	28	21			2	8	15	\$103,817	11
Total	57	38			4	14	25	\$178,091	
COMBINED TOTAL MONEY:								\$2,688,070	

TOP TOURNAMENT SUMMARY

YEAR	98	99
U.S. Open	CUT	
PGA Championship	T71	CUT
THE PLAYERS Championship	CUT	T46
THE TOUR Championship		3
WGC American Express Championship		T55


1999 PGA TOUR STATISTICS

Scoring Average	70.62	(40)
Driving Distance	273.9	(82)
Driving Accuracy Percentage	67.3	(117T)
Total Driving	199	(116T)
Greens in Regulation Pct.	66.9	(31T)
Putting Average	1.772	(47T)
Sand Save Percentage	48.3	(132T)
Eagles (Holes per)	309.0	(112T)
Birdies Average	3.44	(57T)
All-Around Ranking	618	(57)

MISCELLANEOUS STATISTICS

Scoring Average Before Cut	70.57	(23)
Scoring Average 3rd Round	70.00	(10)
Scoring Average Final Round	72.19	(108)
Birdies Conversion %	28.5	(98T)
Par Breakers	19.4	(59T)

1999 Low Round: 63: 1999 Canon Greater Hartford Open/2
 Career Low Round: 63: 1999 Canon Greater Hartford Open/2
 Career Largest Paycheck: \$450,000: 1999 Canon Greater Hartford Open/1



BILL GLASSON (GLASS-n)

EXEMPT STATUS: 50th on 1999 money list
FULL NAME: William Lee Glasson, Jr.
HEIGHT: 5' 11" **WEIGHT:** 165
BIRTHDATE: April 29, 1960 **BIRTHPLACE:** Fresno, CA
RESIDENCE: Stillwater, OK
FAMILY: Wife, Courtney; Maxwell Alexander (9/30/88); Dakota Jade (2/26/92)
COLLEGE: Oral Roberts University (1982, Business)
SPECIAL INTERESTS: Flying own plane
TURNED PROFESSIONAL: 1983 **Q SCHOOL:** Fall 1983, 1984

TOUR VICTORIES (7): 1985 Kemper Open. 1988 B.C. Open, Centel Classic. 1989 Doral-Ryder Open. 1992 Kemper Open. 1994 Phoenix Open. 1997 Las Vegas Invitational

BEST 1999 FINISHES: T2--Kemper Open; 3--Buick Invitational; 5--Phoenix Open; T7--Memorial Tournament; T9--WGC Andersen Consulting Match Play.

1999 SEASON: For the seventh time in his career, posted at least five top-10 performances...all of them came before June...rounds of 69-71-70-70 produced a fifth-place finish at Phoenix Open...in next start, finished third at Buick Invitational...rounds of 68-67-68 had him two strokes behind Tiger Woods through 54 holes...closed with 67 to finish four back...in the first match play event of his career, was T9 at World Golf Championships-Andersen Consulting Match Play Championship...defeated Stuart Appleby 2 & 1 in first round, defeated David Duval 2 & 1 in second round and lost to Andrew Magee 1 up in third round...in contention throughout Kemper Open with rounds of 67-70-69-69...stood one stroke back after 18 holes and two back after 54...finished T2 with Bradley Hughes, one stroke behind winner Rich Beem...in next start, shot 70-68-71-72 for T7 at Memorial Tournament...due to elbow problems, withdrew from British Open...in first tournament back, missed cut at Buick Open and withdrew from PGA Championship the next week...in final eight events of season, missed only two cuts.

CAREER HIGHLIGHTS: Voted PGA TOUR Comeback Player of the Year in 1997 after returning from May 1996 surgery for detached right forearm muscle to earn seventh PGA TOUR victory at Las Vegas Invitational...qualified for THE TOUR Championship with victory, jumping from 54th on money list to 27th...finished T4 at TOUR Championship...prior to win was second at CVS Charity Classic, T2 at Freeport-McDermott Classic, T6 at Greater Vancouver Open and T8 at Greater Milwaukee Open...led TOUR in all-around and bounceback stat categories...first of eight TOUR victories at 1985 Kemper Open...began final round six strokes off lead, but closing 64, featuring 40-foot birdie putt on final hole, enough for one-stroke victory over Larry Mize and Corey Pavin...earned second Kemper Open crown in 1992...won twice in fall of 1988...won by two over Wayne Levi and Bruce Lietzke at B.C. Open...also posted two-stroke victory at Centel Classic...won 1989 Doral-Ryder Open by a stroke over Fred Couples...at 1994 Phoenix Open, trailed by two strokes through 54 holes, shot closing 64 to defeat Bob Estes by three...finished that year with T4 at THE TOUR Championship after being 36- and 54-hole leader...led TOUR in driving distance in 1984 (276.5 yards)...two-time All-American at Oral Roberts University...

PERSONAL: Flies own plane to many TOUR stops...medical history is lengthy one--elbow surgeries, four sinus operations, four knee surgeries, lip surgery and forearm surgery...nearly filed for permanent disability due to lower back problems in 1991.

PGA TOUR CAREER SUMMARY					PLAYOFF RECORD: 0-0				
Year	Events Played	Cuts Made	1st	2nd	3rd	Top 10	Top 25	Earnings	Rank
1984	19	6					3	\$17,845	162
1985	28	20	1		1	4	6	\$195,449	29
1986	28	24				3	8	\$121,516	72
1987	29	19		2	1	4	6	\$151,701	69
1988	28	19	2	1		6	11	\$380,651	30
1989	23	19	1		1	5	9	\$474,511	19
1990	23	11				4	6	\$156,791	100
1991	11	5					1	\$46,995	178
1992	19	11	1			2	4	\$283,765	54
1993	22	16			1	6	10	\$299,799	57
1994	21	16	1		1	7	14	\$689,110	17
1995	22	15			1	5	11	\$412,094	43
1996	8	3				1	1	\$50,028	198
1997	19	16	1	2		6	8	\$926,552	22
1998	12	9			1	3	6	\$353,222	84
1999	24	16		1	1	5	8	\$838,788	50
Total	338	225	7	6	8	61	112	\$5,398,817	50

BILL GLASSON...continued

TOP TOURNAMENT SUMMARY

YEAR	84	85	86	87	88	89	90	91	93	94	95	96	97	98	99
Masters Tournament			T25			CUT	T33		CUT	T18	CUT	CUT		CUT	T18
U.S. Open	T25	T39	T53	CUT		T21	T51		CUT		T4				CUT
British Open Championship							CUT				T24				
PGA Championship		T54	CUT		W/D		W/D			T19	CUT			T13	W/D
THE PLAYERS Championship		CUT	CUT	T7	CUT	W/D	T24	T41	CUT	CUT	CUT	CUT			CUT
THE TOUR Championship						29				T4			T4		
WGC Andersen Consulting Match Play															T9

1999 PGA TOUR STATISTICS

Scoring Average	71.09	(76T)
Driving Distance	279.0	(34T)
Driving Accuracy Percentage	70.6	(63T)
Total Driving	97	(10)
Greens in Regulation Pct.	67.5	(23)
Putting Average	1.803	(138T)
Sand Save Percentage	46.1	(159T)
Eagles (Holes per)	342.0	(125T)
Birdies Average	3.41	(64T)
All-Around Ranking	682	(77)

MISCELLANEOUS STATISTICS

Scoring Average Before Cut	71.19	(64)
Scoring Average 3rd Round	71.13	(75T)
Scoring Average Final Round	71.53	(62T)
Birdies Conversion %	28.1	(111T)
Par Breakers	19.2	(73T)

1999 Low Round: 64: 1999 Las Vegas Invitational/2
 Career Low Round: 62: 1985 Panasonic Las Vegas Invitational/1
 Career Largest Paycheck: \$324,000: 1997 Las Vegas Invitational/1



PAUL GOYDOS (GOY-dose)

EXEMPT STATUS: 82nd on 1998 money list

FULL NAME: Paul David Goydos

HEIGHT: 5' 9"

WEIGHT: 190

BIRTHDATE: June 20, 1964

BIRTHPLACE: Long Beach, CA

RESIDENCE: Long Beach, CA; plays out of Virginia CC, Long Beach, CA

FAMILY: Wife, Wendy; Chelsea (8/21/90), Courtney (9/8/92)

COLLEGE: Long Beach State University (1988, Finance)

SPECIAL INTERESTS: Sports

TURNED PROFESSIONAL: 1989

Q SCHOOL: 1992, 1993

TOUR VICTORIES (1): 1996 Bay Hill Invitational

BUY.COM TOUR VICTORIES (1): 1992 Yuma Open

BEST 1999 FINISHES: T2--MasterCard Colonial; T7--Sony Open in Hawaii; T8--Bob Hope Chrysler Classic; T9--GTE Byron Nelson Classic.

1999 SEASON: Accumulated at least four top-10s for the third time in four seasons and finished among top-100 on PGA TOUR money list for fifth time in his career...in first start of season, shot 72-68-67-67 and finished T7 at Sony Open in Hawaii...in next start was T8 after 67-72-69-70-64 at Bob Hope Chrysler Classic...came within one stroke of career low round with the Sunday 64...his career-best also came at Bob Hope Chrysler Classic when he shot 63 in fourth round of 1998 tournament...recorded his career best with 62 in opening round of GTE Byron Nelson Classic...was one back of Tiger Woods' tournament-leading 61...followed with rounds of 76-66-68 for T9 finish...a week later, rounds of 70-68-69-66 earned him a five-way T2 at MasterCard Colonial, one stroke behind champion Olin Browne...it marked second runner-up finish of career...shared first-round lead at U.S. Open after opening 67...followed with three consecutive 74s for T12...good for his best-ever finish in a major championship event--previous was T28 at 1997 U.S. Open...ranked 12th in driving accuracy percentage (75.2%).

CAREER HIGHLIGHTS: First TOUR victory came at 1996 Bay Hill Invitational...with rounds of 67-74-67, was two strokes behind Guy Boros and Patrick Burke entering final round...shot closing 67 to defeat Jeff Maggert by one stroke

PAUL GOYDOS...continued

and earn \$216,000...T7 at Bob Hope Chrysler Classic, T8 at Las Vegas Invitational and T9 at Sprint International were other top-10 finishes of year...posted first career second place finish in 1998 at Deposit Guaranty Golf Classic, where he was two behind winner Fred Funk...followed winning season with consistent 1997, highlighted by five top-10 finishes...started year with T4 at Mercedes Championships, T7 at United Airlines Hawaiian Open and T9 at Nissan Open...also T4 at MasterCard Colonial, where he shared 36-hole lead...finished year with 5th at Walt Disney World/Oldsmobile Classic, posting 66 in final round to move from 31st spot...first earned PGA TOUR playing privileges with T13 finish at 1992 Qualifying Tournament...earned \$87,804 in rookie season for 152nd place, but regained card at Q-School that fall...finished 75th on money list in 1994 on strength of three top-10 finishes...earned \$10,212 in final tournament of 1995, LaCantera Texas Open, to finish 129th and remain exempt...played on Ben Hogan Tour (now BUY.COM TOUR) in 1991 and 1992, winning 1992 Yuma Open...won 1990 Long Beach Open.

PERSONAL: Was substitute teacher in Long Beach, CA at time of 1992 Yuma Open victory...1996 EA Sports Golf Challenge champion...donated \$10,000 prize to Arnold Palmer Children's Hospital...lost to Kevin Sutherland in unsuccessful 1997 defense of EA Sports Challenge championship.

PGA TOUR CAREER SUMMARY					PLAYOFF RECORD: 0-0				
Year	Events Played	Cuts Made	1st	2nd	3rd	Top 10	Top 25	Earnings	Rank
1993	30	18					4	\$87,804	152
1994	31	22				3	9	\$241,107	75
1995	35	21					6	\$146,423	129
1996	29	15	1			4	7	\$438,111	44
1997	30	21				5	9	\$396,241	61
1998	31	20		1		2	5	\$368,413	82
1999	29	20		1		4	8	\$695,052	61
Total	215	137	1	2		18	48	\$2,373,151	124
BUY.COM TOUR									
1991	25	13		1		4	7	\$30,237	39
1992	29	17	1		2	3	8	\$61,104	17
1993	2	2						\$615	246
Total	56	32	1	1	2	7	15	\$91,955	
COMBINED TOTAL MONEY:								\$2,465,106	

TOP TOURNAMENT SUMMARY

YEAR	94	95	96	97	98	99
Masters Tournament			CUT			
U.S. Open	T44	T62	CUT	T28		T12
PGA Championship			T73	T29	T34	T31
THE PLAYERS Championship	T62	T49	CUT	CUT	T57	T38


1999 PGA TOUR STATISTICS

Scoring Average	70.91 (60T)
Driving Distance	265.8 (160)
Driving Accuracy Percentage	75.2 (12)
Total Driving	172 (67T)
Greens in Regulation Pct.	64.2 (99)
Putting Average	1.791 (107T)
Sand Save Percentage	47.5 (141T)
Eagles (Holes per)	190.0 (42)
Birdies Average	3.34 (84T)
All-Around Ranking	705 (82)

MISCELLANEOUS STATISTICS

Scoring Average Before Cut	71.43 (90T)
Scoring Average 3rd Round	71.10 (72T)
Scoring Average Final Round	71.05 (31T)
Birdies Conversion %	28.9 (86T)
Par Breakers	19.1 (75T)

1999 Low Round: 62: 1999 GTE Byron Nelson Classic/1
 Career Low Round: 62: 1999 GTE Byron Nelson Classic/1
 Career Largest Paycheck: \$216,000: 1996 Bay Hill Invitational/1



WAYNE GRADY

EXEMPT STATUS: Winner, 1990 PGA Championship (through 2000)

FULL NAME: Wayne Desmond Grady

HEIGHT: 5' 9"

WEIGHT: 160

BIRTHDATE: July 26, 1957

BIRTHPLACE: Brisbane, Australia

RESIDENCE: Queensland, Australia; plays out of Royal Pines Resort

FAMILY: Wife, Lyn; Samantha (11/23/86)

SPECIAL INTERESTS: Cricket, fishing, all sports

TURNED PROFESSIONAL: 1978

Q SCHOOL: 1984

TOUR VICTORIES (2): 1989 Manufacturers Hanover Westchester Classic. 1990 PGA Championship.

INTERNATIONAL VICTORIES (4): 1978 Westlakes Classic (Aus). 1984 German Open (Eur). 1988 Australian PGA Championship (Aus). 1991 Australian PGA Championship (Aus).

BEST 1999 FINISH: T40--Greater Greensboro Chrysler Classic.

BEST 1999 INTERNATIONAL FINISH: T18--Ericsson Masters (Aus)

1999 SEASON: Struggled most of the year, making four cuts in 15 starts...best round of the year was second-round 64 at Greater Greensboro Chrysler Classic, where T40 was best finish of season.

CAREER HIGHLIGHTS: Biggest victory came at 1990 PGA Championship at Shoal Creek...took one-stroke lead with second-round 67, then pulled away for three-stroke victory over Fred Couples...almost earned first major victory the previous year...held one-stroke lead through three rounds of 1989 British Open at Royal Troon before closing 71 left him tied with Greg Norman and Mark Calcavecchia...Calcavecchia won four-hole playoff...first TOUR victory came at 1989 Manufacturers Hanover Westchester Classic...shot 69-65-71-72--277 to force playoff with Ronnie Black...won with birdie on first extra hole...last finished in TOUR's top-125 in 1992...had nine top-25 finishes that year...last top-10 finish came at 1994 Federal Express St. Jude Classic, where rounds of 70-66-67-66--269 were good for T5...his ten 10 starts in 1997 were fewest since 1984...nearly earned first victory in native Australia since 1991 at Ford Open, shooting 72-66-66-70--274 to finish second...in 1998, named Captain's Assistant by Peter Thomson for the International Team for the third Presidents Cup...International Team captured the biennial competition in December in Melbourne, Australia...qualified for PGA TOUR by finishing sixth at 1984 Qualifying Tournament...two-time winner of Australian PGA Championship...turned professional at age 16, then regained amateur status...turned professional for good at age 21.

PERSONAL: As youngster, dreamed about someday becoming pilot in Australian Air Force.

PGA TOUR CAREER SUMMARY							PLAYOFF RECORD: 1-0		
Year	Events Played	Cuts Made	1st	2nd	3rd	Top 10	Top 25	Earnings	Rank
1984	9	3						\$2,457	217
1985	30	26		1		4	11	\$167,497	41
1986	32	14				1	5	\$49,417	137
1987	16	11		1		2	3	\$73,552	122
1988	22	12				3	6	\$111,536	102
1989	26	16	1			4	10	\$402,364	27
1990	22	19	1			5	10	\$527,185	21
1991	19	13				3	4	\$126,650	118
1992	21	14				1	9	\$183,361	83
1993	20	8					1	\$45,959	187
1994	19	10				1	4	\$120,901	140
1995	16	8					2	\$45,218	210
1996	20	12					3	\$94,338	170
1997	10	3						\$9,255	278
1998	18	6						\$22,045	240
1999	15	4						\$25,413	249
Total	317	179	2	2		24	68	\$2,007,147	149
1999 INTERNATIONAL SUMMARY									
Australasian Tour									
1999	3	3					2	\$9,286	23

WAYNE GRADY...continued

TOP TOURNAMENT SUMMARY

YEAR	79	83	84	85	86	87	88	89	90	91	92	93	94	95	96	97	98	99
Masters Tournament									T27	CUT	T13	CUT	T41	T35				
U.S. Open			CUT			T43	CUT	CUT	CUT	T63	T17	T81	CUT	CUT	T67			
British Open Championship	CUT	CUT	CUT			T17	T38	T2	CUT	T26	T39	T9	T60	CUT				
PGA Championship					T21		CUT	T46	1	T43	CUT	CUT	T30	CUT	T65	CUT	CUT	
THE PLAYERS Championship				CUT	CUT		CUT	CUT	T29	CUT	T29	CUT	T45	CUT	T19	CUT	CUT	CUT
THE TOUR Championship									T22	9								

NATIONAL TEAMS: World Cup (3), 1978, 1983, 1989; Nissan Cup, 1985; Four Tours World Championship of Golf (2), 1989, 1990; Dunhill Cup (3), 1989, 1990, 1991; The Presidents Cup, 1998 (Captain's Assistant)

1999 PGA TOUR STATISTICS

Scoring Average	73.55	(N/A)
Driving Distance	251.3	(N/A)
Driving Accuracy Percentage	73.6	(N/A)
Total Driving	1,998	(N/A)
Greens in Regulation Pct.	55.8	(N/A)
Putting Average	1.819	(N/A)
Sand Save Percentage	54.9	(N/A)
Eagles (Holes per)	684.0	(N/A)
Birdies Average	2.82	(N/A)

MISCELLANEOUS STATISTICS

Scoring Average Before Cut	74.03	(N/A)
Scoring Average 3rd Round	74.50	(N/A)
Scoring Average Final Round	72.25	(N/A)
Birdies Conversion %	28.0	(N/A)
Par Breakers	15.8	(N/A)

1999 Low Round: 64: 1999 Greater Greensboro Chrysler Classic/2
Career Low Round: 63: 1991 Hardee's Golf Classic/2
Career Largest Paycheck: \$225,000: 1990 PGA Championship/1



SCOTT GUMP

EXEMPT STATUS: 40th on 1999 money list

FULL NAME: Scott Edward Gump

HEIGHT: 6' 2"

BIRTHDATE: December 17, 1965

RESIDENCE: Windermere, FL

FAMILY: Wife, Christine; Sarah Gavin (5/13/99)

COLLEGE: University of Miami (1987, Business Administration)

SPECIAL INTERESTS: Whitewater rafting, music, movies

TURNED PROFESSIONAL: 1988

WEIGHT: 185

BIRTHPLACE: Rockledge, FL

Q SCHOOL: 1990

BEST CAREER FINISH: 2--1998 Quad City Classic, 1999 THE PLAYERS Championship, T2--1991 International

BUY.COM TOUR VICTORIES (2): 1994 Monterrey Open, Greater Greenville Classic

BEST 1999 FINISHES: 2--THE PLAYERS Championship; T6--Buick Challenge; T7--Touchstone Energy Tucson Open; T10--MCI Classic

1999 SEASON: Manufactured finest season on PGA TOUR with career-best four top-10 finishes, including his third career runner-up finish...broke into top-40 on TOUR money list for first time with career-best \$954,859...highlight of season came at THE PLAYERS Championship, where steady rounds under tough playing conditions produced a solo second place...shot 72-74-70-71 to finish two strokes back of David Duval...was nine strokes out of the lead through 36 holes but battled to within three of Duval through 54...final-round 71 one of only five rounds under par Sunday...prior to THE PLAYERS Championship, opened 68-67 for share of 36-hole lead at Touchstone Energy Tucson Open...closed 74-70 for T7...third top-10 came at MCI Classic where 72-69-65-72 good for T10...fourth top-10 at Buick Challenge...shot 67-71-70-69 to finish T6...ranked eighth in driving accuracy percentage (77.0).

CAREER HIGHLIGHTS: Prior to 1999, best year on TOUR in 1998...for the second time in career, recorded a runner-up finish and for first time in career broke into top-75 position on TOUR money list with \$402,092, good for 73rd spot...opened with rounds of 65-67-64 to trail by one through 54 holes at Quad City Classic...closing 68 left him one stroke behind Steve Jones, who finished with 66...solo second matched best previous finish on TOUR--a T2 at 1991 International...a week before, opened 68-62 at Canon Greater Hartford Open...62 tied TPC at River Highlands course record...held 36-hole lead but closed 72-74 for T36...second top-10 a T8 at Westin Texas Open...week featured third-round 65, which lifted him into three-way tie for second, one stroke behind 54-hole leader Hal

SCOTT GUMP...continued

Sutton...closed with 71...in 1991, posted first second place finish at the International...recorded five birdies and three bogeys in final round to earn seven points and tie for second behind Jose Maria Olazabal...had one other top-10 finish that year--T5 at Walt Disney World/Olsmobile Classic--and went on to finish 80th on money list...tied for sixth at 1992 Federal Express St. Jude Classic...lost PGA TOUR card after 1993 season, but excelled on BUY.COM TOUR in 1994, winning Monterey Open and Greater Greenville Classic...second-place finish on money list earned return to PGA TOUR in 1995...T10 at 1995 Motorola Western Open was most recent top-10 finish...consistent in 1997, making 22 cuts in 33 starts, including six top-25 finishes...T13 at Tucson Chrysler Classic best of those.

PERSONAL: Word of two BUY.COM TOUR victories traveled slowly...first came at Monterrey Open, when trouble getting scores back to U.S. meant "nobody at home knew I won until Tuesday...second victory came during Memorial Day weekend and "USA Today didn't have a paper, so scores weren't in paper until Tuesday again"...friend of Will Perdue, NBA player...when asked how he's different from the movie character "Forest Gump," responds: "First of all, I don't run."

PGA TOUR CAREER SUMMARY

PLAYOFF RECORD: 0-0

Year	Events Played	Cuts Made	1st	2nd	3rd	Top 10	Top 25	Earnings	Rank
1988(Am.)	1	1							
1988	1								
1989	1								
1991	29	18		1		2	7	\$207,809	80
1992	33	24				1	5	\$148,696	102
1993	31	17					4	\$96,822	147
1994	3	2						\$4,181	286
1995	29	19				1	5	\$184,828	99
1996	31	20					6	\$177,332	118
1997	33	22					6	\$209,672	109
1998	31	20		1		2	7	\$402,092	73
1999	30	19		1		4	7	\$954,732	40
Total	253	162		3		10	47	\$2,386,164	122
BUY.COM TOUR									
1990	29	22				3	8	\$20,864	50
1991	3	2				1	1	\$4,071	139
1994	24	21	2	1	1	9	16	\$161,035	2
Total	56	45	2	1	1	13	25	\$185,970	
COMBINED TOTAL MONEY:								\$2,572,134	

TOP TOURNAMENT SUMMARY

YEAR	88	91	92	93	96	97	98	99
Masters Tournament	CUT							
U.S. Open		CUT	T51		CUT			CUT
British Open								CUT
PGA Championship			T79				T23	CUT
THE PLAYERS Championship			66	CUT	T19	T65	T54	2


1999 PGA TOUR STATISTICS

Scoring Average	70.92	(62)
Driving Distance	266.2	(157)
Driving Accuracy Percentage	77.0	(87)
Total Driving	165	(53T)
Greens in Regulation Pct.	67.9	(18T)
Putting Average	1.806	(150T)
Sand Save Percentage	49.6	(114)
Eagles (Holes per)	558.0	(169)
Birdies Average	3.24	(110T)
All-Around Ranking	788	(102)

MISCELLANEOUS STATISTICS

Scoring Average Before Cut	71.75	(113T)
Scoring Average 3rd Round	70.53	(33T)
Scoring Average Final Round	71.00	(24T)
Birdies Conversion %	26.5	(160T)
Par Breakers	18.2	(121T)

1999 Low Round: 65: 3 times, most recent 1999 Westin Texas Open/4
 Career Low Round: 62: 1998 Canon Greater Hartford Open/2
 Career Largest Paycheck: \$540,000: 1999 THE PLAYERS Championship/2



JAY HAAS

EXEMPT STATUS: 60th on 1999 money list

FULL NAME: Jay Dean Haas

HEIGHT: 5' 10"

BIRTHDATE: December 2, 1953

RESIDENCE: Greenville, SC; plays out of Thornblade GC

FAMILY: Wife, Janice; Jay, Jr. (3/8/81), William Harlan (5/24/82),
Winona Haley (1/18/84); Emily Frances (9/25/87), Georgia Ann (3/12/92)

COLLEGE: Wake Forest University

SPECIAL INTERESTS: All sports

TURNED PROFESSIONAL: 1976

WEIGHT: 180

BIRTHPLACE: St. Louis, MO

Q SCHOOL: Fall 1976

TOUR VICTORIES (9): 1978 Andy Williams-San Diego Open. 1981 Greater Milwaukee Open, B.C. Open. 1982 Hall of Fame Classic, Texas Open. 1987 Big "I" Houston Open. 1988 Bob Hope Chrysler Classic. 1992 Federal Express St. Jude Classic. 1993 H-E-B Texas Open

INTERNATIONAL VICTORIES (1): 1991 Mexican Open

BEST 1999 FINISHES: T3--Doral-Ryder Open, PGA Championship; T5--Westin Texas Open; T8--Sprint International; T10--Greater Milwaukee Open.

1999 SEASON: Earned five top-10 finishes, including a pair of third-place finishes for first time since 1995...rounds of 70-69-70-68 for T3 at Doral-Ryder Open in March then came on strong in final portion of season...in July, earned second top-10 at Greater Milwaukee Open where 69-68-66-69 good for T10...two starts later, was T3 at PGA Championship for his best finish in a major championship since T3 at 1995 Masters Tournament...rounds of 68-67 good for 36-hole lead...followed with 75-70 to earn \$203,000...followed PGA Championship finish with another top-10, a T8 at Sprint International...in the last week of September, rounds of 69-70-69-65 were good for T5 at Westin Texas Open...finished season among top 60 on TOUR money list for 19th time in his 23-year career.

CAREER HIGHLIGHTS: Has nine PGA TOUR victories in his 23-year career, beginning with three-stroke victory at 1978 Andy Williams-San Diego Open...had back-to-back two-win seasons in 1981 and 1982, when he finished 15th and 13th, respectively, on PGA TOUR money list...after four years without a victory, sank 70-foot putt on final hole of 1987 Big "I" Houston Open to force playoff with Buddy Gardner, then won playoff...shot opening 63 on way to 1988 Bob Hope Chrysler Classic crown...shot weekend rounds of 64-64 for three-stroke victory over Dan Forsman and Robert Gamez at 1992 Federal Express St. Jude Classic...most consecutive rounds of par or better at Masters Tournament (1994-96), tying record held by Sam Snead and Arnold Palmer...won par-3 tournament at 1996 Masters as he had 20 years earlier as an amateur...Captain's Choice for 1994 Presidents Cup Team, where his record was 3-2...won 1975 NCAA Championship at Wake Forest and received Fred Haskins Award that year...1975-76 All-America selection.

PERSONAL: Introduced to golf by uncle, 1968 Masters Tournament winner Bob Goalby...won first trophy at National Pee Wee Championship in Orlando at age seven...brother Jerry now golf coach at Wake Forest...brother-in-law Dillard Pruitt played PGA TOUR...appeared in a "Hootie and the Blowfish" music video...Son, Jay, Jr., caddied for him in 1999 PGA Championship

PGA TOUR CAREER SUMMARY										PLAYOFF RECORD: 3-0	
Year	Events Played	Cuts Made	1st	2nd	3rd	Top 10	Top 25	Earnings	Rank		
1973(Am.)	1	1									
1974(Am.)	1	1									
1975(Am.)	1	1									
1976	4	4					1	\$2,911	205		
1977	30	18				2	5	\$32,326	76		
1978	29	20	1			4	9	\$77,176	31		
1979	28	20		1		7	12	\$102,515	34		
1980	30	26			1	7	14	\$114,102	35		
1981	30	25	2			6	13	\$181,894	15		
1982	29	27	2		1	10	15	\$229,746	13		
1983	28	25		2	1	8	15	\$191,735	23		
1984	27	20		1	1	3	12	\$146,514	45		
1985	29	20				3	7	\$121,488	69		
1986	29	17				7	12	\$189,204	45		
1987	29	24	1			5	10	\$270,347	37		
1988	29	22	1	1		6	12	\$490,409	20		
1989	30	17		2		5	8	\$248,831	54		
1990	28	17		1		1	5	\$180,023	89		
1991	29	18			1	3	8	\$200,637	84		

JAY HAAS...continued

CAREER SUMMARY...continued

Year	Events Played	Cuts Made	1st	2nd	3rd	Top 10	Top 25	Earnings	Rank
1992	28	24	1	1	1	6	16	\$632,628	20
1993	29	27	1			6	15	\$601,603	26
1994	30	25			1	5	14	\$593,386	25
1995	27	18		1	2	11	14	\$822,259	16
1996	26	21		1		4	11	\$523,019	36
1997	24	18				4	11	\$437,895	57
1998	25	17		1		4	7	\$515,454	56
1999	24	16			2	5	7	\$696,861	60
Total	654	489	9	12	11	122	254	\$7,602,960	23

TOP TOURNAMENT SUMMARY

YEAR	74	75	77	78	79	80	81	82	83	84	85	86	87	88	89
Masters Tournament				T47		T17	T31	44	T27	T21	5	T6	T7	CUT	T46
U.S. Open	T54	T18	T5			T25	CUT	T6	T43	T11	T15	CUT		T25	CUT
British Open Championship								T27	T19	T36			T35	T38	
PGA Championship				T58	T7	T50	T19	T5	T9	T39	T38	T53	T28	T38	CUT
THE PLAYERS Championship				T57	T9	T8	T29	T27	W/D	T29	T55	T7	T50	DQ	CUT
THE TOUR Championship														T14	

TOP TOURNAMENT SUMMARY (cont.)

YEAR	90	91	92	93	94	95	96	97	98	99
Masters Tournament				38	T5	T3	T36		T12	T44
U.S. Open	CUT		T23	T77	CUT	T4	T90	T5	CUT	T17
British Open Championship							T79	T22	T24	
PGA Championship	CUT		T62	T20	14	T8	T31	T61	T40	T3
THE PLAYERS Championship	CUT	CUT	CUT	T20	T55	CUT	T8	T43	CUT	CUT
THE TOUR Championship			T7	T10	6	T20				

NATIONAL TEAMS: Walker Cup, 1975; Ryder Cup (2), 1983, 1995; The Presidents Cup, 1994.


1999 PGA TOUR STATISTICS

Scoring Average	71.19	(86T)
Driving Distance	266.5	(154)
Driving Accuracy Percentage	68.6	(97T)
Total Driving	251	(169)
Greens in Regulation Pct.	63.7	(114T)
Putting Average	1.790	(105T)
Sand Save Percentage	52.3	(77T)
Eagles (Holes per)	684.0	(174T)
Birdies Average	3.30	(98T)
All-Around Ranking	905	(134T)

MISCELLANEOUS STATISTICS

Scoring Average Before Cut	71.41	(89)
Scoring Average 3rd Round	72.07	(148T)
Scoring Average Final Round	72.73	(151T)
Birdies Conversion %	28.8	(89T)
Par Breakers	18.5	(107T)

1999 Low Round: 65: 1999 Westin Texas Open/4
Career Low Round: 63: 3 times, most recent 1990 Nissan Los Angeles Open/3
Career Largest Paycheck: \$203,000: 1999 PGA Championship/T3



DUDLEY HART

EXEMPT STATUS: 29th on 1999 money list

FULL NAME: Howard Dudley Hart

HEIGHT: 5' 10"

BIRTHDATE: August 4, 1968

RESIDENCE: Weston, FL

FAMILY: Wife, Suzanne

COLLEGE: University of Florida

SPECIAL INTERESTS: Hockey, reading, fishing

TURNED PROFESSIONAL: 1990

WEIGHT: 170

BIRTHPLACE: Rochester, NY

Q SCHOOL: 1990

TOUR VICTORIES (1): 1996 Bell Canadian Open

INTERNATIONAL VICTORIES (1): 1996 Subaru Sarazen World Open

BEST 1999 FINISHES: 3--Las Vegas Invitational, WGC--American Express Championship; T3--Bell Canadian Open; 4--Greater Greensboro Chrysler Classic; T7--National Car Rental Golf Classic/Disney; T9--Honda Classic; T10--Phoenix Open, COMPAQ Classic of New Orleans.

1999 SEASON: For the first time in his career finished in the top-30 on the PGA TOUR money list on the strength of a career-high eight top-10 finishes and three third-place finishes...in first start of year was T10 at Phoenix Open after shooting 75-70-70-68...injured his ribs at AT&T Pebble Beach National Pro-Am and in first start back lost in first round of World Golf Championships-Andersen Consulting Match Play...next appearance at Honda Classic where 70-72-72-69 earned T9...stood one stroke behind Jesper Parnevik after opening 66 at Greater Greensboro Chrysler Classic...second round 65 had him three strokes out of 36-hole lead...closed 71-72 for fourth place finish...earned fourth top-10 at COMPAQ Classic of New Orleans where 68-70-65 placed him two strokes off 54-hole lead...closing 72 earned T10...at Bell Canadian Open, site of lone-TOUR victory, was T3 after 72-69-70-70...in effort to qualify for THE TOUR Championship, posted rounds of 65-68-67-74-64 for solo-third at Las Vegas Invitational worth \$170,000...next week at National Car Rental Golf Classic at Walt Disney World Resort fired 70-67-67-73 for T7 worth \$75,313...after impressive run, missed top-30 qualification for THE TOUR Championship, finishing 36th...jumped into top-30 on money list next week at World Golf Championships-American Express Championship...shot 75-68-70-70 to finish solo-third worth \$300,000 and moved to 29th on final TOUR money list...along with Tiger Woods and Miguel Angel Jimenez, the only players to finish under par in Spain...ranked ninth in scoring average (69.98)...ranked seventh in scrambling (63.8%).

CAREER HIGHLIGHTS: Earned his first PGA TOUR victory-- on the heels of a severe wrist injury-- at the 1996 Bell Canadian Open...trailing by three strokes after two rounds...after Saturday rain reduced tournament to 54 holes, shot closing 70 to defeat David Duval by one stroke...entered the event 157th on money list, having made six cuts in only eight starts...injured wrist by hitting root at 1995 Canon Greater Hartford Open...after two months in a cast and another two in rehab, finally underwent surgery to repair torn ligaments prior to 1996 season...nearly collected second TOUR victory at 1997 FedEx St. Jude Classic...shot 66-66 during 36-hole Sunday and posted a 15-under-par 266 total and led in the clubhouse...had to settle for second when Greg Norman birdied final three holes for one-stroke victory...in 1993, finished 52nd on money list...tied for third at Northern Telecom Open and Kmart Greater Greensboro Open that year...also tied for third at 1992 Greater Milwaukee Open...after standout career at University of Florida, turned professional in 1990 and won Florida Open and Louisiana Open...finished 21st at 1990 Qualifying Tournament to earn PGA TOUR card...won pro-am portion of 1994 AT&T Pebble Beach National Pro-Am, playing with Robert Floyd, son of Raymond...in 1998, closed year by winning unofficial Subaru Sarazen World Open...collected \$360,000, which helped finance delayed honeymoon with wife Suzanne at Mexico's Cabo San Lucas.

PERSONAL: Attended NHL's Florida Panthers' home and away games while recovering from 1995 wrist injury...nickname "Mini-Volcano" was acquired early in career for his temper, which he is able to control these days.

PGA TOUR CAREER SUMMARY						PLAYOFF RECORD: 0-0			
Year	Events Played	Cuts Made	1st	2nd	3rd	Top 10	Top 25	Earnings	Rank
1991	31	17				2	7	\$126,217	120
1992	29	19			1	3	10	\$254,903	61
1993	30	16			2	4	8	\$316,750	52
1994	31	12				2	3	\$126,313	135
1995	30	18					4	\$116,334	148
1996	13	10	1			3	7	\$422,198	47
1997	28	14		1		3	6	\$410,188	60
1998	25	19			1	3	8	\$553,729	53
1999	27	23			3	8	12	\$1,267,994	29
Total	244	148	1	1	7	28	65	\$3,594,626	81
BUY.COM TOUR									
1991	1	1							
COMBINED TOTAL MONEY:								\$3,594,626	

DUDLEY HART...continued

TOP TOURNAMENT SUMMARY

YEAR	92	93	94	97	98	99
Masters Tournament			CUT	CUT		
U.S. Open Championship	T23				WD	T17
British Open Championship				CUT	81	T37
PGA Championship	CUT	T6	T55	CUT	T44	CUT
THE PLAYERS Championship	CUT	W/D	CUT	CUT	T25	T38
WGC Andersen Consulting Match Play						T33
WGC American Express Championship						3

1999 PGA TOUR STATISTICS

Scoring Average	69.98	(9T)
Driving Distance	276.3	(55)
Driving Accuracy Percentage	67.5	(113)
Total Driving	168	(60T)
Greens in Regulation Pct.	63.0	(133T)
Putting Average	1.752	(13T)
Sand Save Percentage	59.7	(14T)
Eagles (Holes per)	151.2	(15)
Birdies Average	3.45	(56)
All-Around Ranking	408	(16)

MISCELLANEOUS STATISTICS

Scoring Average Before Cut	70.73	(33)
Scoring Average 3rd Round	71.71	(126)
Scoring Average Final Round	70.90	(20)
Birdies Conversion %	30.5	(30T)
Par Breakers	19.8	(50T)

1999 Low Round: 64: 1999 Las Vegas Invitational/5
 Career Low Round: 63: 1998 Motorola Western Open/4
 Career Largest Paycheck: \$300,000: 1999 WGC American Express Championship/3



J.P. HAYES

EXEMPT STATUS: 1998 tournament winner (through 2000)

FULL NAME: John Patrick Hayes

HEIGHT: 6' 0"

BIRTHDATE: August 2, 1965

RESIDENCE: El Paso, TX

FAMILY: Wife, Laura

COLLEGE: University of Texas-El Paso

SPECIAL INTERESTS: Fishing, skiing

TURNED PROFESSIONAL: 1989

WEIGHT: 185

BIRTHPLACE: Appleton, WI

Q SCHOOL: 1991, 1994, 1996, 1997

TOUR VICTORIES (1): 1998 Buick Classic

BUY.COM TOUR VICTORIES (1): 1996 Miami Valley Open

BEST 1999 FINISHES: T5--Shell Houston Open; T10--Phoenix Open.

1999 SEASON: For second consecutive season, was among the top-10 twice...first came in third start of the year, following a 12th at Mercedes Championships and T28 at Bob Hope Chrysler Classic...shot 70-71-69-73 for a T10 at Phoenix Open...earned second top-10 at Shell Houston Open, where rounds of 72-69-69-73 earned him T5 finish...was his best finish since winning the 1998 Buick Classic...had two top-20 finishes before year's end...was T14 at Memorial Tournament after rounds of 71-68-73-71...also was T17 at Michelob Championship at Kingsmill with rounds of 71-72-67-70...ranked 14th in third round scoring average (70.17).

CAREER HIGHLIGHTS: Became the fourth first-time winner on 1998 PGA TOUR with playoff victory over Jim Furyk at Buick Classic...the week marked only the fifth time he had made the cut in 10 events...also arrived at Westchester CC having broken 70 just once all year and with earnings of \$16,712...started road to victory with 66 in first round for T2, two-strokes out of lead...second-round took place over Saturday and Sunday due to heavy rains...birdied 17 and 18 Sunday morning to complete 67 and tie Jim Furyk for lead...both players recorded 68s in the third and final round, which included an eagle by Furyk and birdie by Hayes on 54th hole...in playoff, Hayes sank 7-foot birdie putt on first extra hole to earn two-year exemption and \$324,000...other top-10 at AT&T Pebble Beach National Pro-Am...rounds of 70-67-67 produced T3...prior to first TOUR victory, his best finish on the PGA TOUR was a tie for sixth at the 1992 Anheuser-Busch Golf Classic...shot 70-70-67-68--275...in 1995, had a pair of top-15 finishes near the end of the year--a 13th at Bell Canadian Open and T12 at Quad City Classic...was a BUY.COM TOUR member in 1993-94 and 1996...finished 14th on money list in 1996 on strength of victory at Miami Valley Open...posted a second-round 61 at 1994 Boise Open which equaled the low score on the BUY.COM TOUR that year...finished 13th at 1996 PGA TOUR Qualifying Tournament to gain full exempt status on TOUR in 1997...best finish that year was

J.P. HAYES...continued

a T8 at the Shell Houston Open, where he shot 64 on Saturday for his low round of the year...finished 135th on money list and returned to Qualifying Tournament for fourth time.

PERSONAL: Upon winning first TOUR title, said: "More than the money, to me that exemption means the most. For the first time in a lot of years I won't have to fill out that application for qualifying school."

PGA TOUR CAREER SUMMARY

PLAYOFF RECORD: 1-0

Year	Events Played	Cuts Made	1st	2nd	3rd	Top 10	Top 25	Earnings	Rank
1992	27	10				1	4	\$72,830	155
1993	1	1				1	1	\$6,650	253
1995	27	13					5	\$111,696	153
1996	4								
1997	29	18				1	6	\$160,722	135
1998	22	12	1		1	2	4	\$555,272	51
1999	28	18				2	5	\$436,302	89
Total	138	72	1		1	7	25	\$1,343,472	207

BUY.COM TOUR

1992	2								
1993	22	9			1	2	7	\$36,539	50
1994	24	13			1	3	8	\$42,066	40
1995	1								
1996	25	16	1	1		7	10	\$94,087	14
1997	1	1						\$1,380	215
1998	1								
Total	76	39	1	1	2	12	25	\$174,072	

COMBINED TOTAL MONEY:

\$1,517,544

TOP TOURNAMENT SUMMARY

YEAR 98 99

Masters Tournament CUT

British Open Championship CUT

PGA Championship CUT T54

THE PLAYERS Championship CUT

1999 PGA TOUR STATISTICS

Scoring Average	71.40 (104T)
Driving Distance	277.1 (47)
Driving Accuracy Percentage	67.9 (107T)
Total Driving	154 (40T)
Greens in Regulation Pct.	64.9 (80T)
Putting Average	1.779 (65T)
Sand Save Percentage	52.6 (71T)
Eagles (Holes per)	231.4 (68T)
Birdies Average	3.33 (90T)
All-Around Ranking	632 (62)

MISCELLANEOUS STATISTICS

Scoring Average Before Cut	71.79 (120)
Scoring Average 3rd Round	70.17 (14T)
Scoring Average Final Round	72.22 (110)
Birdies Conversion %	28.5 (98T)
Par Breakers	19.0 (79T)

1999 Low Round: 66: 1999 Las Vegas Invitational/5
Career Low Round: 64: 1997 Shell Houston Open/3
Career Largest Paycheck: \$324,000: 1998 Buick Classic/1



NOLAN HENKE (HEN-key)

EXEMPT STATUS: 122nd on 1999 money list

FULL NAME: Nolan Jay Henke

HEIGHT: 6' 0"

BIRTHDATE: November 25, 1964

RESIDENCE: Ft. Myers, FL; plays out of Vines CC

FAMILY: Single

COLLEGE: Florida State University

SPECIAL INTERESTS: Fishing, Florida State football

TURNED PROFESSIONAL: 1987

WEIGHT: 165

BIRTHPLACE: Battle Creek, MI

Q SCHOOL: 1988, 1989

TOUR VICTORIES (3): 1990 B.C. Open, 1991 Phoenix Open, 1993 BellSouth Classic

BEST 1999 FINISHES: T5--MCI Classic; T7--Touchstone Energy Tucson Open; T9--Southern Farm Bureau Classic.

NOLAN HENKE...continued

1999 SEASON: Appeared among the top-10 at least three times for the eighth time in the 1990s...after opening with rounds of 71-70-71, shot a final-round 67 to finish T7 at Touchstone Energy Tucson Open...in the spring at MCI Classic, where he lost a playoff to Bob Tway in 1995, fired a third-round 65 on way to a T5 finish...third top-10 of the season came in final event of the year at Southern Farm Bureau Classic, where rounds of 66-73-70 earned him T9...defeated Scott McCarron in four-hole playoff to win unofficial Fred Couples Invitational on July 27 and earned \$130,000...ranked third in final-round scoring average (70.08).

CAREER HIGHLIGHTS: Has three PGA TOUR victories, most recently 1993 BellSouth Classic...entered final round four strokes behind leader Nick Price...closing 67 enough for two-stroke victory over Price, Mark Calcavecchia and Tom Sieckmann...\$216,000 winner's check largest of his career...in title defense, eagled 72nd hole to tie for second behind John Daly...also tied for second at 1995 MCI Classic...final-round 67 forced playoff with Bob Tway and David Frost, won by Tway on second extra hole...first TOUR victory came at 1990 B.C. Open, by three strokes over Mark Wiebe...the following year, entered final round of the Phoenix Open with four-stroke lead, then held on to defeat Tom Watson, Curtis Strange and Gil Morgan by one stroke...opened 1996 Greater Milwaukee Open with career-best 62...finished tied for third, one stroke out of Loren Roberts-Jerry Kelly playoff...in 1998, finished third at B.C. Open and T3 at Greater Milwaukee Open...won seven collegiate tournaments while at Florida State...1987 All-America selection who finished second at NCAA Championship to Brian Watts.

PERSONAL: Holds in Ft. Myers each year charity events that benefit Southwest Florida Children's Hospital and Hope Hospice House, as well as the Nolan Henke/Patty Berg, Jr. Masters to benefit junior golf.

PGA TOUR CAREER SUMMARY

PLAYOFF RECORD: 0-1

Year	Events Played	Cuts Made	1st	2nd	3rd	Top 10	Top 25	Earnings	Rank
1986(Am.)	1	1							
1987	2	2					1	\$9,072	208
1989	26	13				1	3	\$57,465	159
1990	29	16				5	8	\$294,592	48
1991	27	20	1		1	6	13	\$518,811	28
1992	27	16		1	1	4	11	\$326,387	45
1993	26	20	1			4	9	\$502,375	31
1994	26	12		1		3	5	\$278,419	70
1995	25	14		1		2	5	\$237,141	78
1996	24	15			1	3	6	\$302,726	71
1997	24	16				1	6	\$205,859	111
1998	25	18			2	4	6	\$444,561	65
1999	28	13				3	4	\$335,804	122
Total	290	176	3	3	5	36	77	\$3,513,210	83

TOP TOURNAMENT SUMMARY

YEAR	89	91	92	93	94	95	96	97	98	99
Masters Tournament		T53	T6	T27	CUT					
U.S. Open		T21	7	CUT	T7	CUT				
British Open Championship			T38							
PGA Championship		T57	CUT	T6	CUT	T23	T69		CUT	
THE PLAYERS Championship		CUT	CUT	T65	T9	T61	T19	T37	T57	CUT
THE TOUR Championship		T5		T23						


1999 PGA TOUR STATISTICS

Scoring Average	71.50	(113T)
Driving Distance	260.3	(182)
Driving Accuracy Percentage	71.9	(43)
Total Driving	225	(149)
Greens in Regulation Pct.	63.1	(129T)
Putting Average	1.786	(99T)
Sand Save Percentage	48.8	(124T)
Eagles (Holes per)	498.0	(161T)
Birdies Average	3.12	(146)
All-Around Ranking	997	(152)

MISCELLANEOUS STATISTICS

Scoring Average Before Cut	72.07	(143T)
Scoring Average 3rd Round	71.36	(97T)
Scoring Average Final Round	70.08	(3)
Birdies Conversion %	27.5	(134T)
Par Breakers	17.5	(147T)

1999 Low Round: 65: 1999 MCI Classic/3
 Career Low Round: 62: 2 times, most recent 1998 Greater Milwaukee Open/2
 Career Largest Paycheck: \$216,000: 1993 BellSouth Classic/1



BRIAN HENNINGER (HEN-in-ger)

EXEMPT STATUS: 1999 tournament winner (through 2001)
FULL NAME: Brian Hatfield Henninger
HEIGHT: 5' 8" **WEIGHT:** 155
BIRTHDATE: October 19, 1962 **BIRTHPLACE:** Sacramento, CA
RESIDENCE: Wilsonville, OR; plays out of Oregon GC
FAMILY: Wife, Catherine; Carlin (6/10/93), Hunter (11/18/95)
COLLEGE: University of Southern California (1987, Psychology)
TURNED PROFESSIONAL: 1987 **Q SCHOOL:** 1996

TOUR VICTORIES (2): 1994 Deposit Guaranty Golf Classic. 1999 Southern Farm Bureau Classic

BUY.COM TOUR VICTORIES (3): 1992 South Texas Open, Macon Open, Knoxville Open

BEST 1999 FINISHES: 1--Southern Farm Bureau Classic; T3--John Deere Classic; T5--Westin Texas Open; T9--Motorola Western Open.

1999 SEASON: Collected second career PGA TOUR victory and second victory at Annandale GC in his final official event of the year...three-stroke victory over Chris DiMarco at Southern Farm Bureau Classic marked second time in five years he has won in Mississippi...also captured 1994 Deposit Guaranty Golf Classic in Madison...rounds of 67-66 earned him share of 36-hole lead with DiMarco...trailing DiMarco at the turn Sunday but rallied with final-round 69 for win...each of his wins has been in less-than-72-hole variety...1999 version reduced to 54 because of Payne Stewart memorial and due to rain finish was held Monday...1994 was rain-shortened to 36 holes...\$360,000 payday largest of career and lifted him to career-best finish on TOUR money list at 55th...earned first top-10 of season at Motorola Western Open, where rounds of 74-67-67-74 earned T9...rounds of 66-63-64 earned him third-round lead at John Deere Classic...his 17-under-par 193 through 54 tied tournament record...was one stroke back after 36 holes...closing 71 produced T3, three strokes out of J.L. Lewis-Mike Brisky playoff...third top-10 came at Westin Texas Open, where he was T5 after 68-66-70-69.

CAREER HIGHLIGHTS: Earned first PGA TOUR victory at rain-plagued 1994 Deposit Guaranty Golf Classic...shot 67-68 to share lead with Mike Sullivan...after rain forced cancellation of Sunday's final round, Henninger birdied first playoff hole for victory and \$126,000 check...two months earlier, daring approach to 72nd green at BellSouth Classic led to eagle-3 and share of second place...at 1995 Masters Tournament, shared 54-hole lead with Ben Crenshaw before closing 76 left him tied for 10th...dropped to 142nd on money list in 1996, but earned return to TOUR with T37 at Qualifying Tournament...enjoyed best earnings year in 1997...\$329,864 placed him 71st on money list and included three top-10s--T2 at BellSouth Classic, T10th at Deposit Guaranty Golf Classic...5th at CVS Charity Classic...also tied for 11th at Bay Hill Invitational after getting into field as fifth alternate...first joined PGA TOUR in 1993 after finishing second on 1992 BUY.COM TOUR money list with victories at South Texas Open, Macon Open and Knoxville Open...leading money-winner on 1989 Golden State Tour.

PERSONAL: Outstanding prep tennis player who switched to golf as high school junior...twice reached semifinals of state high school tennis tournament...made University of Southern California golf team as a walk-on.

PGA TOUR CAREER SUMMARY						PLAYOFF RECORD: 1-0			
Year	Events Played	Cuts Made	1st	2nd	3rd	Top 10	Top 25	Earnings	Rank
1993	30	16				1	3	\$112,811	130
1994	21	16	1	1		2	2	\$294,075	63
1995	28	11				2	3	\$166,730	114
1996	28	15				1	5	\$135,680	142
1997	25	15		1		3	6	\$329,864	71
1998	29	19				2	5	\$256,714	114
1999	29	19	1		1	4	6	\$774,486	55
Total	190	111	2	2	1	15	30	\$2,070,360	146
BUY.COM TOUR									
1990	2	2					1	\$2,325	158
1991	27	10					5	\$10,876	89
1992	28	15	3		1	7	11	\$128,301	2
1994	4	2		1		1	1	\$23,905	59
Total	61	29	3	1	1	8	18	\$165,409	
COMBINED TOTAL MONEY:								\$2,235,768	

PGA TOUR TOP TOURNAMENT SUMMARY							
YEAR	94	95	96	97	98	99	
Masters Tournament		T10	CUT				
U.S. Open			CUT				
PGA Championship	T75	CUT		T49			
THE PLAYERS Championship		CUT	CUT	CUT	T66	CUT	

BRIAN HENNINGER...continued

1999 PGA TOUR STATISTICS

Scoring Average	71.39	(101T)
Driving Distance	272.0	(95)
Driving Accuracy Percentage	69.0	(91T)
Total Driving	186	(86T)
Greens in Regulation Pct.	64.0	(101T)
Putting Average	1.772	(47T)
Sand Save Percentage	58.6	(20T)
Eagles (Holes per)	432.0	(146)
Birdies Average	3.60	(30T)
All-Around Ranking	631	(61)

MISCELLANEOUS STATISTICS

Scoring Average Before Cut	71.20	(65T)
Scoring Average 3rd Round	71.20	(85T)
Scoring Average Final Round	72.45	(129T)
Birdies Conversion %	31.3	(20T)
Par Breakers	20.3	(31T)

1999 Low Round: 63: 2 times, most recent 1999 Las Vegas Invitational/1
 Career Low Round: 63: 3 times, most recent 1999 Las Vegas Invitational/1
 Career Largest Paycheck: \$360,000: 1999 Southern Farm Bureau Classic/1



TIM HERRON (HAIR-un)

EXEMPT STATUS: 1999 tournament winner (through 2001)

FULL NAME: Timothy Daniel Herron

HEIGHT: 5' 10"

WEIGHT: 210

BIRTHDATE: February 16, 1970

BIRTHPLACE: Minneapolis, MN

RESIDENCE: Scottsdale, AZ; plays out of Rush Creek CC

FAMILY: Single

SPECIAL INTERESTS: Fishing, pool, snow skiing

COLLEGE: University of New Mexico

TURNED PROFESSIONAL: 1993

Q-SCHOOL: 1995

TOUR VICTORIES (3): 1996 Honda Classic. 1997 LaCantera Texas Open. 1999 Bay Hill Invitational.

BEST 1999 FINISHES: 1--Bay Hill Invitational; T2--MasterCard Colonial, FedEx St. Jude Classic; 6--U.S. Open Championship; T8--Canon Greater Hartford Open; T9--THE TOUR Championship; T10--AT&T Pebble Beach National Pro-Am.

1999 SEASON: Captured his third PGA TOUR title in four years with playoff victory over Tom Lehman at Bay Hill Invitational...victory highlight of season in which he finished among top-25 on TOUR money list for first time in career...posted a career-high seven top-10 finishes, including first career runner-up finishes at MasterCard Colonial and FedEx St. Jude Classic...led or shared lead after each round of Bay Hill Invitational after rounds of 66-69-67-72...held one-stroke, first-round lead over Steve Lowery and shared second and third-round leads with Davis Love III...closing 71 by Lehman to his 72 produced playoff which Herron won with birdie on second extra hole...at MasterCard Colonial, fired 68-69-69, then added final-round 67 to move into five-way T2, one stroke behind Olin Browne...rounds of 67-66-68 produced four-way share of lead through 54 holes at FedEx St. Jude Classic...closing 68 good for T2, two strokes shy of Ted Tryba...finished solo sixth at U.S. Open after shooting 69-72-70-75, where he was two strokes back through 54 holes...marked best career finish in a major championship...also finished T10 at AT&T Pebble Beach National Pro-Am; T8 at Canon Greater Hartford Open, where closing 62 tied TPC at River Highlands course record; and T9 at THE TOUR Championship...rounds of 71-66 earned him share of 36-hole lead at World Golf Championships-American Express Championship before pair of 75s dropped to T16...ranked 12th in driving distance (284.8) and 12th in scrambling (63.4%).

CAREER HIGHLIGHTS: Was the first of 13 first-time winners in 1996, with wire-to-wire victory at Honda Classic...tied TPC at Eagle Trace course record with opening 10-under-par 62...held six-stroke lead after second-round 68 and led by three after Saturday 72...his closing 69 in steady rain secured four-stroke win and \$234,000 check...had two more top-10 finishes during rookie year--T9 at Buick Classic and T6 at LaCantera Texas Open...second victory came at 1997 LaCantera Texas Open...grabbed one-stroke lead with third-round 64...went on to two-stroke victory over Rick Fehr and Brent Geiberger after closing 69...also finished T6 at Bay Hill Invitational, Greater Vancouver Open, T7 Kemper Open, T8 at Memorial Tournament and T9 at CVS Charity Classic...led TOUR in third-round scoring average (68.90)...spent 1995 season on BUY.COM TOUR, where he finished 25th on money list...best finish that year was tie for third at Mississippi Gulf Coast Classic...1992-93 first-team All-American at University of Mexico, where he won five tournaments...went undefeated in three matches as member of victorious 1993 U.S. Walker Cup Team...1988 Minnesota junior player of the year...defeated 15-year-old Tiger Woods in second round of 1992 U.S. Amateur, one of only two defeats Woods suffered in 23 U.S. Amateur matches.

PERSONAL: Nicknamed "Lumpy" first day on job at golf course in Wayzata, MN...nickname stood at golf course, but not at school ("There already was a 'Lumpy' at school")...says ice fishing was way to pass time during Minnesota winters...grandfather, Carson Lee Herron, played in 1934 U.S. Open and won state titles in Minnesota and

TIM HERRON...continued

Iowa...father, also named Carson, played in 1963 U.S. Open...along with Tom Lehman and Lee Janzen are Minnesotans who have won more than once on TOUR...sister Alissa won 1999 U.S. Mid Amateur and is a three-time Minnesota State amateur champion.

PGA TOUR CAREER SUMMARY

PLAYOFF RECORD: 1-0

Year	Events Played	Cuts Made	1st	2nd	3rd	Top 10	Top 25	Earnings	Rank
1995	1								
1996	31	22	1			3	7	\$475,670	39
1997	31	21	1			6	11	\$640,997	33
1998	29	21				4	10	\$525,373	54
1999	29	21	1	2		7	11	\$1,511,202	22
Total	121	85	3	2		20	39	\$3,153,242	97
BUY.COM TOUR									
1994	4	4					3	\$6,894	121
1995	27	21			1	6	16	\$69,534	25
Total	31	25			1	6	19	\$76,429	
COMBINED TOTAL MONEY:								\$3,229,670	

TOP TOURNAMENT SUMMARY

YEAR	95	96	97	98	99
Masters Tournament		CUT		CUT	T44
U.S. Open Championship	CUT			T53	6
British Open Championship		CUT			T30
PGA Championship		T31	T13	75	CUT
THE PLAYERS Championship		T19	CUT	CUT	CUT
THE TOUR Championship					T9
WGC American Express Championship					T16


1999 PGA TOUR STATISTICS

Scoring Average	70.24	(20T)
Driving Distance	284.8	(12)
Driving Accuracy Percentage	67.0	(124)
Total Driving	136	(25)
Greens in Regulation Pct.	65.0	(77T)
Putting Average	1.774	(52T)
Sand Save Percentage	56.7	(32T)
Eagles (Holes per)	236.6	(72)
Birdies Average	3.51	(46T)
All-Around Ranking	435	(21)

MISCELLANEOUS STATISTICS

Scoring Average Before Cut	70.71	(31)
Scoring Average 3rd Round	70.76	(47)
Scoring Average Final Round	71.35	(54)
Birdies Conversion %	30.0	(40T)
Par Breakers	19.9	(47T)

1999 Low Round: 62: 1999 Canon Greater Hartford Open/4
 Career Low Round: 62: 2 times, most recent 1999 Canon Greater Hartford Open/4
 Career Largest Paycheck: \$450,000: 1999 Bay Hill Invitational/1



GABRIEL HJERTSTEDT (YET-stet)

EXEMPT STATUS: 1999 tournament winner (through 2001)
FULL NAME: Gabriel Steig Johan Eric Hjertstedt
HEIGHT: 6' 0" **WEIGHT:** 175
BIRTHDATE: May 12, 1971 **BIRTHPLACE:** Umea, Sweden
RESIDENCE: Helsingborg, Sweden
FAMILY: Single
TURNED PROFESSIONAL: 1990 **Q SCHOOL:** 1996

TOUR VICTORIES (2): 1997 B.C. Open. 1999 Touchstone Energy Tucson Open

BEST 1999 FINISHES: 1--Touchstone Energy Tucson Open; T5--Buick Classic; T10--Doral-Ryder Open.

1999 SEASON: Earned second PGA TOUR title at Touchstone Energy Tucson Open and became the first Swedish player to earn two victories on TOUR...started with 67-68-73 and trailed by two strokes heading into Sunday...final-round 68, which included a double-bogey on 72nd hole, earned him tie with Tommy Armour III...back on 18, in playoff, sank a 25-foot birdie putt on first extra hole for victory marked second time in three years he had won on TOUR and

GABRIEL HJERTSTEDT...continued

\$495,000 payday more than he made in either of his first two seasons...followed victory with T10 at Doral-Ryder Open, where he shot 69-72-71-67...third top-10 came at Buick Classic, where he was T5 after rounds of 69-70-69-71...three top-10 finishes most in a single season and seven top-25 finishes most in single season...also was T13 at Bob Hope Chrysler Classic and Air Canada Championship...made first career cut in a major championship with T34 at U.S. Open then had career best finish in major with T16 at PGA Championship...

CAREER HIGHLIGHTS: Became first Swedish player to win on the PGA TOUR with victory at the 1997 B.C. Open...in what likely would have been his last start of the year, defeated Chris Perry, Andrew Magee and Lee Rinker by one stroke, earning \$234,000...shot 70-69-66 and trailed by one through 54 holes...final-round 70 enough for win and moved him from 226th to 84th on money list...prior to win, best finish was T36 at Quad City Classic...competed on the Australasian Tour in 1990 and earned Rookie of the Year honors after top-10 finishes in Johnnie Walker Classic and Air New Zealand Open...T4 at 1992 Australian Masters...joined PGA European Tour in 1993 and made immediate impact, tying for second at Lyon Open...the following year, had four top-five finishes in Europe, including two more runner-up finishes--French Open and Lyon Open--and T5s at Honda Open and Medeira Open...competed for Sweden in 1994 Dunhill Cup...bouts of lockjaw and hyperventilation forced him from European Tour in 1995...oral surgery to repair dislocated temporomandibular joint enabled return to competitive golf in 1996, when he earned place on PGA TOUR with T9 finish at Qualifying Tournament...member of Sweden's victorious team at 1990 World Amateur Team Championship.

PERSONAL: During lean period prior to oral surgery, often slept in his car, wearing rain gear to fight the cold, while struggling on European Tour...after B.C. Open victory, dropped suitcase on his foot, breaking small toe on right foot...learned to play golf in Queensland, Australia, where his family moved when he was 11...accompanied on road by personal trainer in 1999...credited move to Ponte Vedra Beach in Nov. 1998 with helping improve his game as he could practice with neighbors David Duval, Fred Funk and Vijay Singh.


PGA TOUR CAREER SUMMARY					PLAYOFF RECORD: 1-0				
Year	Events Played	Cuts Made	1st	2nd	3rd	Top 10	Top 25	Earnings	Rank
1997	23	11	1			1	1	\$279,624	89
1998	26	10				2	3	\$167,072	157
1999	31	18	1			3	7	\$933,033	41
Total	80	39	2			6	11	\$1,379,728	204
BUY.COM TOUR									
1997	3	3					1	\$5,125	152
1999 INTERNATIONAL SUMMARY									
European Tour									
1999	1								

PGA TOUR TOP TOURNAMENT SUMMARY

YEAR	98	99
Masters Tournament	CUT	CUT
U.S. Open Championship		T34
British Open		CUT
PGA Championship	CUT	T16
THE PLAYERS Championship	CUT	T32

NATIONAL TEAMS: World Amateur Team, 1990; Dunhill Cup (2), 1994, 1999

1999 PGA TOUR STATISTICS			MISCELLANEOUS STATISTICS		
Scoring Average	71.27	(94)	Scoring Average Before Cut	71.45	(92)
Driving Distance	277.6	(42T)	Scoring Average 3rd Round	71.44	(103)
Driving Accuracy Percentage	66.7	(128T)	Scoring Average Final Round	72.06	(101T)
Total Driving	170	(64)	Birdies Conversion %	30.1	(36T)
Greens in Regulation Pct.	64.9	(80T)	Par Breakers	20.1	(41)
Putting Average	1.781	(78T)	1999 Low Round:	65:	2 times, most recent 1999 National Car Rental Golf Classic/Disney/2
Sand Save Percentage	47.8	(137T)	Career Low Round:	65:	2 times, most recent 1999 National Car Rental Golf Classic/Disney/2
Eagles (Holes per)	192.0	(43T)	Career Largest Paycheck:	\$495,000:	1999 Touchstone Energy Tucson Open/1
Birdies Average	3.52	(42T)			
All-Around Ranking	644	(67)			



SCOTT HOCH (HOKE)

EXEMPT STATUS: 33rd on 1999 money list

FULL NAME: Scott Mabon Hoch

HEIGHT: 5' 11"

WEIGHT: 170

BIRTHDATE: November 24, 1955

BIRTHPLACE: Raleigh, NC

RESIDENCE: Orlando, FL

FAMILY: Wife, Sally; Cameron (5/1/84), Katie (5/16/86)

COLLEGE: Wake Forest University (1978, Communications)

SPECIAL INTERESTS: All sports

TURNED PROFESSIONAL: 1979

Q SCHOOL: Fall 1979

TOUR VICTORIES (8): 1980 Quad Cities Open. 1982 USF&G Classic. 1984 Lite Quad Cities Open. 1989 Las Vegas Invitational. 1994 Bob Hope Chrysler Classic. 1995 Greater Milwaukee Open. 1996 Michelob Championship at Kingsmill. 1997 Greater Milwaukee Open

INTERNATIONAL VICTORIES (6): 1982 Pacific Masters (Jpn), Casio World Open (Jpn). 1986 Casio World Open (Jpn). 1990 Korean Open (Asia). 1991 Korean Open (Asia). 1995 Heineken Dutch Open (Eur).

BEST 1999 FINISHES: 4--Buick Classic; T5--Bay Hill Invitational; T6--THE PLAYERS Championship; T7--Nissan Open, WGC American Express Championship; T10--Shell Houston Open.

1999 SEASON: Dropped out of the top 20 on the PGA TOUR money list for the first time in five years...but continued to be one of TOUR's consistent performers as he finished year with 17 top-25 finishes for second straight year, one shy of matching a career-high...of his six top-10 performances, first came at Nissan Open, where final-round 66 matched low round of day on way to T7...second top-10 of year came at Bay Hill Invitational, where rounds of 71-70-70-69 earned a T5...next week added another top-10 and third straight in THE PLAYERS Championship when he fired 72-70-73-75 for T6 at TPC at Sawgrass...at Shell Houston Open recorded a T10 after shooting 73-70-67-74...fifth top-10 of year came at Buick Classic thanks to 73-70-66-69...solo fourth at Buick Classic best finish of the season...final top-10 came in last official event of season when he fired 69-70-72-74 for T7 at World Golf Championships-American Express Championship.

CAREER HIGHLIGHTS: Perhaps the PGA TOUR's most consistent performer since joining the TOUR in 1980...since 1982, has finished among the top 40 on the money list every year except 1992, when surgery to repair a shoulder injury slowed him...first victory came in rookie season of 1980, winning first of two Quad Cities Opens...had first money list top-10 finish in 1989 (No.10), earning \$670,680...three weeks after playoff loss to Nick Faldo at Masters, won Las Vegas Invitational in playoff over Robert Wrenn...after four years without a victory, captured 1994 Bob Hope Chrysler Classic...later that year, runner-up to Jose Maria Olazabal at NEC World Series of Golf...shot back-to-back 65s on weekend at 1995 Greater Milwaukee Open for three-stroke victory...lost playoff to Payne Stewart at 1995 Shell Houston Open after holding five-stroke lead through 54 holes...six top-three finishes in 1996, topped by wire-to-wire victory at Michelob Championship at Kingsmill...won second Greater Milwaukee Open in 1997...that year had career-high 11 top-10 finishes, including 2nd at THE PLAYERS Championship, 3rd at Nissan Open, T4 at Shell Houston Open, Memorial Tournament, 5th at Michelob Championship, T6 at PGA Championship, T9 at Bob Hope Chrysler Classic, MCI Classic, T10 at U.S. Open and THE TOUR Championship...in 1998, finished second at Kemper Open and CVS Charity Classic...won 1996 Vardon Trophy with 70.08 scoring average...winner of 1986 Chrysler Team Championship with Gary Hallberg...runner-up to John Cook at 1978 U.S. Amateur...member of 1975 national championship team at Wake Forest...an All-America selection in 1977 and 1978 when he won Atlantic Coast Conference title.

PERSONAL: Donated \$100,000 of 1989 Las Vegas Invitational winnings to Arnold Palmer Children's Hospital in Orlando...although son Cameron was successfully treated elsewhere for rare bone infection in right leg, he and wife Sally are strong supporters of Orlando facility...brother Buddy was a professional bowler, while their father won All-American honors in baseball at Wake Forest.

SCOTT HOCH...continued

PGA TOUR CAREER SUMMARY

PLAYOFF RECORD: 1-2

Year	Events Played	Cuts Made	1st	2nd	3rd	Top 10	Top 25	Earnings	Rank
1979(Am.)	1	1							
1980	18	6	1			1	4	\$45,600	77
1981	31	19				2	7	\$49,606	87
1982	28	23	1	1		8	17	\$193,862	16
1983	25	20			1	7	11	\$144,605	37
1984	26	22	1	1	3	7	13	\$224,345	27
1985	30	24		1	1	6	13	\$186,020	35
1986	28	23		1	3	6	13	\$222,077	36
1987	27	23			4	8	12	\$391,747	20
1988	31	26				10	18	\$397,599	26
1989	27	21	1	1	1	6	12	\$670,680	10
1990	26	19			1	7	13	\$333,978	40
1991	31	26		1	1	9	14	\$520,038	27
1992	16	13				3	3	\$84,798	146
1993	28	18			1	6	15	\$403,742	37
1994	28	21	1	1	2	7	14	\$804,559	11
1995	28	23	1	1		8	14	\$792,643	18
1996	22	23	1	2	3	8	14	\$1,039,564	9
1997	27	22	1	1	1	11	15	\$1,393,788	6
1998	27	22		2		9	17	\$1,237,053	17
1999	27	24				6	17	\$1,172,692	33
Total	532	419	8	13	23	132	256	\$10,308,995	9

TOP TOURNAMENT SUMMARY

YEAR	79	80	81	82	83	84	85	86	87	88	89	90	91	92	93
Masters Tournament	T34		T37		T27		T53			CUT	2	T14	T35		
U.S. Open			CUT	W/D	T48		T34		T36	T21	T13	T8	6	CUT	T5
British Open Championship												CUT			
PGA Championship		CUT	CUT		T61	T48	T12	T41	T3	T25	T7	T49	T43	CUT	T6
THE PLAYERS Championship			T37	T13	CUT	T44	CUT	T14	T39	CUT	CUT	W/D	CUT		CLT
THE TOUR Championship									T12	28	T7		T21		

TOP TOURNAMENT SUMMARY (cont.)

YEAR	94	95	96	97	98	99
Masters Tournament	CUT	T7	T5	38	T16	T44
U.S. Open	T13	T56	T7	T10	CUT	CUT
British Open Championship		T68			CUT	
PGA Championship	CUT	CUT	T61	T6	T29	T21
THE PLAYERS Championship	CUT	W/D	T19	2	T5	T6
THE TOUR Championship		T20	T27	T18	T10	T21
WGC Andersen Consulting Match Play						T17
WGC NEC Invitational						T23
WGC American Express Championship						T7

NATIONAL TEAMS: World Amateur Team Championship, 1978; Walker Cup, 1979; The Presidents Cup (3), 1994, 1996, 1998; Ryder Cup, 1997

1999 PGA TOUR STATISTICS

Scoring Average	70.21	(19)
Driving Distance	267.5	(144)
Driving Accuracy Percentage	70.7	(60T)
Total Driving	204	(125T)
Greens in Regulation Pct.	66.7	(35T)
Putting Average	1.775	(57T)
Sand Save Percentage	61.1	(8)
Eagles (Holes per)	222.8	(63)
Birdies Average	3.51	(46T)
All-Around Ranking	432	(19)

MISCELLANEOUS STATISTICS

Scoring Average Before Cut	70.48	(18)
Scoring Average 3rd Round	70.48	(28T)
Scoring Average Final Round	71.26	(48)
Birdies Conversion %	29.2	(76T)
Par Breakers	19.9	(47T)

1999 Low Round: 66: 7 times, most recent 1999 Buick Open/3

Career Low Round: 62: 1994 Bob Hope Chrysler Classic/2

Career Largest Paycheck: \$378,000: 1997 THE PLAYERS Championship/2



BRADLEY HUGHES

EXEMPT STATUS: 83rd on 1999 money list
FULL NAME: Bradley Stuart Hughes
HEIGHT: 5' 9" **WEIGHT:** 195
BIRTHDATE: February 10, 1967 **BIRTHPLACE:** Melbourne, Australia
RESIDENCE: Orlando, FL
FAMILY: Wife, Laura; Madison (2/19/96), Evan (11/23/98)
SPECIAL INTERESTS: Computers, Australian Rules Football, golf history, music
TURNED PROFESSIONAL: 1988

BEST PGA TOUR CAREER FINISH: T2—1998 CVS Charity Classic, 1999 Kemper Open

INTERNATIONAL VICTORIES (5): 1998 Western Australian Open. 1991 South Australian PGA. 1993 Australian Masters. 1996 Australian Players Championship. 1998 Australian Masters

BEST 1999 PGA TOUR FINISHES: T2—Kemper Open; T10—Shell Houston Open.

1999 SEASON: For second straight season finished among top-85 on PGA TOUR money list...recorded a pair of top-10s along the way...first came at Shell Houston Open, where he shot 72-72-71-69 to finish T10...was his first top-20 on TOUR since T4 at 1998 Michelob Championship at Kingsmill...second top-10 of season at Kemper Open, where rounds of 68-68-72-67 left him tied with Bill Glasson, one stroke behind champion Rich Beem...after 36 holes, part of three-way tie for second, three strokes behind Beem...shared first-round lead at B.C. Open after an opening-round 67...closed 70-75-74 for T44...also finished T15 at Nissan Open, T15 at Honda Classic and T25 at FedEx St. Jude Classic.

CAREER HIGHLIGHTS: In 1998, enjoyed best season PGA TOUR and for first time in five attempts, earned total exempt status...highlight of the year came at CVS Charity Classic...rounds of 68-69-67-66 good for T2...marked his best TOUR career finish, previously a T8 at 1997 B.C. Open...started final round T7 but closing 66 earned him \$132,000 and elevated him into 121st position on TOUR money list...secured exempt status at Bell Canadian Open...rounds of 73-72-69-66 good for T4 and \$90,933...three starts later, T4 at Michelob Championship...shot 68-67 for T4 through 36 holes...closed 69-69 to secure third top-5 finish of year...won third tournament as a professional—the 1988 Western Australia Open...made the first ten cuts...shot 10-under-par 62 in his first round on European Tour (1989 Benson and Hedges International)...winner 1987 and 1988 Victoria Amateurs, 1998 New Zealand Amateur, 1990 South Australian PGA, 1993 Microsoft Australian Masters, 1996 Australian Players Championship...Australian Tour Rookie of the Year in 1988, when he finished 31st on money list...member of International team in 1994 Presidents Cup competition, replacing Greg Norman that year...had 1-3 overall record...

SEASON: Signed with Melbourne Football Club to play Australian Rules Football...played at least one event on every major Tour in rookie year...same birthday as Greg Norman, but 12 years younger.

PGA TOUR CAREER SUMMARY					PLAYOFF RECORD: 0-0				
Year	Events Played	Cuts Made	1st	2nd	3rd	Top 10	Top 25	Earnings	Rank
1989	1								
1993	2	1					1	\$28,125	200
1994	7	5					1	\$29,891	212
1995	6	1						\$7,146	281
1996	5	3				2	2	\$74,420	182
1997	27	12				1	3	\$142,793	142
1998	23	10		1		3	4	\$370,767	80
1999	31	18		1		2	5	\$471,321	83
Total	102	50		2		8	16	\$1,124,463	231
BUY.COM TOUR									
1995	4	1						\$1,160	226
1998	2	1					1	\$2,700	191
Total	6	2					1	\$3,860	
1999 INTERNATIONAL SUMMARY									
Australasian Tour									
1999	1								
European Tour									
1999	1	1						\$13,332	

BRADLEY HUGHES...continued

TOP TOURNAMENT SUMMARY

YEAR	94	95	96	97	98	99
Masters Tournament					CUT	
U.S. Open	T39	T45		T16		CUT
British Open Championship			T44			T49
PGA Championship					CUT	
THE PLAYERS Championship						T62

NATIONAL TEAMS: The Presidents Cup, 1994; World Cup (2), 1996, 1997

1999 PGA TOUR STATISTICS

Scoring Average	71.55	(122T)
Driving Distance	274.2	(80)
Driving Accuracy Percentage	71.8	(44)
Total Driving	124	(18T)
Greens in Regulation Pct.	65.1	(73T)
Putting Average	1.780	(72T)
Sand Save Percentage	42.1	(179)
Eagles (Holes per)	345.6	(129)
Birdies Average	3.34	(84T)
All-Around Ranking	783	(101)

MISCELLANEOUS STATISTICS

Scoring Average Before Cut	71.85	(130)
Scoring Average 3rd Round	72.00	(143T)
Scoring Average Final Round	73.68	(182)
Birdies Conversion %	28.5	(98T)
Par Breakers	18.9	(90T)

1999 Low Round: 65: 3 times, most recent 1999 Westin Texas Open/2
Career Low Round: 64: 1997 LaCantera Texas Open/2
Career Largest Paycheck: \$220,000: 1999 Kemper Open/T2



JOHN HUSTON (HOUSTON)

EXEMPT STATUS: 1998 two-time tournament winner (through 2001)

FULL NAME: Johnny Ray Huston

HEIGHT: 5' 10"

WEIGHT: 155

BIRTHDATE: June 1, 1961

BIRTHPLACE: Mt. Vernon, IL

RESIDENCE: Palm Harbor, FL; plays out of Westin Innisbrook Golf Resort

FAMILY: Wife, Suzanne; Jessica (11/9/87), Travis (3/29/93)

COLLEGE: Auburn University

SPECIAL INTERESTS: All sports

TURNED PROFESSIONAL: 1983

Q SCHOOL: Fall 1987

TOUR VICTORIES (5): 1990 Honda Classic. 1992 Walt Disney World/Oldsmobile Classic. 1994 Doral-Ryder Open. 1998 United Airlines Hawaiian Open, National Car Rental Golf Classic at Walt Disney World Resort

BEST 1999 FINISHES: 3--Bob Hope Chrysler Classic, WGC Andersen Consulting Match Play; T3--BellSouth Classic; T5--MCI Classic, National Car Rental Golf Classic/Disney, THE TOUR Championship; T7--MasterCard Colonial.

BEST 1999 INTERNATIONAL FINISH: T8--TNT Dutch Open (Eur).

1999 SEASON: Although without a victory, was two shy of matching career total of third-place finishes with three...consistent season earned him top-25 finish on PGA TOUR money list for second consecutive year and fourth time since 1988...earned over \$700,000 in first four starts of season on strength of back-to-back third place finishes at Bob Hope Chrysler Classic and World Golf Championships-Andersen Consulting Match Play Championship...opened with 63, good for share of first-round lead at Bob Hope Chrysler Classic...followed with rounds of 73-71-63-66 to finish two strokes behind David Duval...won consolation match at WGC-Andersen Consulting Match Play Championship, defeating Steve Pate 5 & 4 for \$400,000 payday...reached semifinals with 3 & 2 win over Bob Estes, 2 & 1 victory over Craig Stadler, 1 up win over Patrick Sjolund and 2 & 1 win over Jose Maria Olazabal...lost to Andrew Magee 3 & 1 in semifinals...rounds of 71-65-67-70 good for T3 at BellSouth Classic...was one-stroke out of 54-hole lead at MCI Classic before final-round 72 produced T5...final-round 66 earned T7 at MasterCard Colonial...in defense of National Car Rental Golf Classic at Walt Disney World Resort, shot 67-69-72-67 to finish T5...next week at THE TOUR Championship, shot 68-71-69-68 for T5.

CAREER HIGHLIGHTS: A memorable 1998 season from start to finish...best four-day performance by any player on TOUR at United Airlines Hawaiian Open, where he broke the All-Time 72-hole scoring record with a 28-under-par 260 to capture his fourth TOUR title...rounds of 63-65-66-66 included 31 birdies and only three bogeys...broke record shared by Ben Hogan and Mike Souchak which had stood for 43 years...won by seven strokes over Tom Watson, sharing the largest margin of victory on TOUR with Davis Love III (MCI Classic)...shared first-round lead with David Ogren before breaking away with tournament record-tying 16-under 128 total through 36 holes...shot tournament-

JOHN HUSTON...continued

record 22-under 194 through 54 holes...closed year with fifth TOUR victory and for first time in career earned two wins in a season...rounds of 67-70-69 earned share of 36-hole lead but kept him four strokes back of Love through 54 holes...closing 66 produced his second title at Disney and fourth career title in state of Florida...shot closing 67 to earn T2 at Doral-Ryder Open...finish marked four top-10s with earnings of \$636,250 after six starts and earned him top spot on TOUR money list...it was best start ever...shared first-round lead in British Open after opening 65...followed with 77-73-72 for T11...by end of 1998, ranked first in all-around stats category (151)...third in birdie average (3.96)...fourth in putting (1.730)...third in third-round scoring average (69.29)...first PGA TOUR victory at windswept 1990 Honda Classic, where he held off strong Mark Calcavecchia challenge to win by two strokes...fired closing 62 to overtake Mark O'Meara and win the 1992 Walt Disney World/Oldsmobile Classic, where winning total of 26-under-par 262 was one off TOUR record for most strokes below par in 72-hole event...earned third victory at 1994 Doral-Ryder Open...entered final round four strokes behind, but closing 66 good for three-stroke victory...lost playoff to Jim McGovern at 1993 Shell Houston Open...tied for second with Greg Norman, Scott Simpson and David Frost at 1993 TOUR Championship, one stroke behind Jim Gallagher, Jr...fell out of top 125 for first time in career in 1997, finishing 141st...lone top-10 finish that year was ninth at MasterCard Colonial...led 1997 Masters Tournament after first-round 67...shot course-record 61 at Muirfield Village GC during second round of 1996 Memorial Tournament...won 1988 JCPenney Classic (another Florida event) with Amy Benz...medalist at 1987 Qualifying Tournament...won 1985 Florida Open.

PERSONAL: Sister Julie Jones caddied for John during record-breaking performance at 1997 United Airlines Hawaiian Open... "She never said one word to me all week, she was scared stiff"...with daughter Jessica, won the Father-Daughter tournament at 1997 National Car Rental Classic at Walt Disney World Resort...suffered with bursitis in left shoulder in 1997...sleeps on magnetic mattress cover and wears magnets in soles of shoes for relief.

PGA TOUR CAREER SUMMARY

PLAYOFF RECORD: 0-1

Year	Events Played	Cuts Made	1st	2nd	3rd	Top 10	Top 25	Earnings	Rank
1987	1	1						\$1,055	287
1988	31	17			1	2	6	\$150,301	78
1989	29	14		1		2	5	\$203,207	68
1990	25	16	1		1	3	7	\$435,690	30
1991	27	23			1	5	13	\$395,853	40
1992	32	23	1		1	4	15	\$515,453	26
1993	30	26		2		6	15	\$681,441	15
1994	25	19	1		1	8	11	\$731,499	16
1995	27	15				5	7	\$294,574	64
1996	25	18		1		6	9	\$506,173	37
1997	29	12				1	3	\$151,840	141
1998	25	21	2	1		8	16	\$1,544,110	10
1999	23	17			3	7	11	\$1,519,387	21
Total	329	222	5	5	8	57	118	\$7,130,582	28

1999 INTERNATIONAL SUMMARY

European Tour

1999	1	1				1	1	\$24,221	
------	---	---	--	--	--	---	---	----------	--

TOP TOURNAMENT SUMMARY

YEAR	88	89	90	91	92	93	94	95	96	97	98	99
Masters Tournament			T3	T29	T25	59	T10	T17	17	T21	T23	T36
U.S. Open		CUT	T14	CUT		CUT	CUT	CUT	T82		T32	T17
British Open Championship			CUT			T48	CUT	T31			T11	T68
PGA Championship		CUT	T57	T7	T18	T44	CUT	DQ	CUT		T13	CUT
THE PLAYERS Championship	68	CUT		T15	T40	CUT	T35	CUT	CUT	T69	CUT	T20
THE TOUR Championship			T28		T13	T2	T10				T11	T5
WGC Andersen Consulting Match Play												3
WGC NEC Invitational												T33
WGC American Express Championship												T34


NATIONAL TEAMS: The Presidents Cup (2), 1994, 1998

1999 PGA TOUR STATISTICS

Scoring Average	70.48	(27T)
Driving Distance	272.4	(92T)
Driving Accuracy Percentage	68.3	(103T)
Total Driving	195	(109T)
Greens in Regulation Pct.	66.2	(48T)
Putting Average	1.783	(86T)
Sand Save Percentage	59.7	(14T)
Eagles (Holes per)	216.0	(58T)
Birdies Average	3.51	(46T)
All-Around Ranking	474	(28)

MISCELLANEOUS STATISTICS

Scoring Average Before Cut	70.76	(35)
Scoring Average 3rd Round	71.50	(107T)
Scoring Average Final Round	72.13	(103T)
Birdies Conversion %	29.5	(58T)
Par Breakers	20.0	(42T)
1999 Low Round:	63: 2 times, most recent 1999 Bob Hope Chrysler Classic/4	
Career Low Round:	61: 1996 Memorial Tournament/2	
Career Largest Paycheck:	\$400,000: 1999 WGC Andersen Consulting Match Play/3	



HALE IRWIN

EXEMPT STATUS: Life Member

FULL NAME: Hale S. Irwin

HEIGHT: 6' 0"

WEIGHT: 180

BIRTHDATE: June 3, 1945

BIRTHPLACE: Joplin, MO

RESIDENCE: Paradise Valley, Az and St. Louis, MO

FAMILY: Wife, Sally Stahlhuth; Becky (12/15/71), Steven (8/6/74)

COLLEGE: University of Colorado (1968, Marketing)

SPECIAL INTERESTS: Golf course design, fishing, hunting,

TURNED PROFESSIONAL: 1968

Q SCHOOL: Spring 1968

TOUR VICTORIES (20): 1971 Heritage Classic. 1973 Heritage Classic. 1974 U. S. Open. 1975 Atlanta Classic, Western Open. 1976 Glen Campbell Los Angeles Open, Florida Citrus Open. 1977 Atlanta Classic, Hall of Fame Classic, San Antonio-Texas Open. 1979 U. S. Open. 1981 Hawaiian Open, Buick Open. 1982 Honda-Inverrary Classic. 1983 Memorial Tournament. 1984 Bing Crosby Pro-Am. 1985 Memorial Tournament. 1990 U.S. Open, Buick Classic. 1994 MCI Heritage Classic

SENIOR PGA TOUR VICTORIES (25): 1995 Ameritech Senior Open, Vantage Championship. 1996 American Express Invitational, PGA Seniors' Championship. 1997 MasterCard Championship, LG Championship, PGA Seniors' Championship, Las Vegas Senior Classic, Burnet Senior Classic, BankBoston Classic, Boone Valley Classic, Vantage Championship, Hyatt Regency Maui Kaanapali Classic. 1998 Toshiba Senior Classic, PGA Seniors' Championship, Las Vegas Senior Classic, Ameritech Senior Open, U.S. Senior Open, BankBoston Classic, Energizer SENIOR TOUR Championship. 1999 Nationwide Championship, Boone Valley Classic, FORD SENIOR PLAYERS Championship, Ameritech Senior Open, Coldwell Banker Burnet Classic.

INTERNATIONAL VICTORIES (8): 1974 Piccadilly World Match Play Championship (Eur). 1975 Piccadilly World Match Play Championship (Eur). 1978 Australian PGA Championship (Aus). 1979 South African PGA Championship (Afr). World Cup (Ind.). 1981 Bridgestone Classic (Aus). 1982 Brazilian Open. 1986 Bahamas Classic

BEST 1999 TOUR FINISH: T41--PGA Championship.

BEST 1999 SENIOR PGA TOUR FINISHES: 1--Nationwide Championship, Boone Valley Classic, FORD SENIOR PLAYERS Championship, Ameritech Senior Open, Coldwell Banker Burnet Classic; 2--BankBoston Classic, AT&T Canada Senior Open Championship; T3--U.S. Senior Open, Novell Utah Showdown, EMC Kaanapali Classic; T4--GTE Classic, Kroger Senior Classic; 6--Las Vegas Senior Classic; T8--Bank One Championship.

1999 SEASON: Played twice on PGA TOUR...first appearance at U.S. Open, where after first round 76 forced to withdraw because of ailing shoulder...was first time in 31 years on PGA TOUR or SENIOR PGA TOUR, he had to withdraw due to an injury...felt pain following second shot on seventh hole during second round...made a lot of noise at PGA Championship...opened 70-69 and was T5 heading into the weekend at Medinah...but went from four strokes out of 36-hole lead to T41 after shooting 78-75.

CAREER HIGHLIGHTS: One of 32 players in PGA TOUR history with at least 20 career victories...captured three U.S. Open titles—at Winged Foot in 1974, by two strokes over Forrest Fezler; at Inverness in 1979, by two strokes over Gary Player and Jerry Pate; and at Medinah in 1990, defeating Mike Donald on the 19th playoff hole...sank 45-foot birdie putt on 72nd hole to force playoff with Donald...with his 10-foot birdie putt on the final playoff hole, became the oldest U.S. Open champion at age 45...followed Medinah victory with one the next week at Buick Classic...first, second and final TOUR victories came at Heritage Classic...two-time winner at Atlanta Classic (1975, 1977) and Memorial Tournament (1983, 1985)...string of 86 consecutive tournaments from 1975 through 1978 without missing a cut is third-best in PGA TOUR history...finished in top-10 on PGA TOUR money list nine times, including six years in a row from 1973 to 1978...selected as first captain of U.S. Presidents Cup Team in 1994 and earned spot on team that defeated International squad 20-12...had record of 2-1...joined SENIOR TOUR on June 3, 1995, after playing 12 PGA TOUR events that year, making nine cuts and finishing T7 twice.

PERSONAL: Two-sport athlete at University of Colorado, where he was 1967 NCAA Champion in golf and two-time All-Big 8 selection as defensive back in football...holds annual golf tournament to benefit St. Louis Children's Hospital...on tournament's 20th anniversary in 1995, hospital dedicated Hale Irwin Pediatric Cancer Center.

PGA TOUR CAREER SUMMARY

PLAYOFF RECORD: 4-5

Year	Events Played	Cuts Made	1st	2nd	3rd	Top 10	Top 25	Earnings	Rank
1966(Am.)	1	1							
1967(Am.)	1	1							
1968	10	10				3	7	\$5,129	129
1969	32	21				1	7	\$18,211	83
1970	36	25		1		4	14	\$44,101	45
1971	34	28	1	2	1	7	13	\$96,695	12
1972	33	27		3	3	11	17	\$107,140	14
1973	32	25	1		1	12	18	\$128,353	7

continued on page 2-117

HALE IRWIN...continued

PGA TOUR CAREER SUMMARY...continued

Year	Events Played	Cuts Made	1st	2nd	3rd	Top 10	Top 25	Earnings	Rank
1974	23	21	1	2		8	15	\$150,068	6
1975	22	21	2	1	1	14	17	\$205,380	4
1976	21	21	2	3	2	12	17	\$252,719	3
1977	23	23	3	1	1	8	13	\$221,456	4
1978	22	22		2	4	13	17	\$191,666	7
1979	23	17	1		3	6	12	\$154,168	19
1980	25	18			1	9	14	\$109,810	38
1981	23	21	2	4	1	8	12	\$276,499	7
1982	23	20	1	1		4	11	\$173,719	19
1983	20	20	1			9	15	\$232,567	13
1984	20	16	1			6	11	\$183,384	31
1985	20	14	1			2	8	\$195,007	31
1986	25	15				1	3	\$59,983	128
1987	22	14				2	7	\$100,825	96
1988	23	14		1		2	7	\$164,996	72
1989	19	14			1	2	6	\$150,977	93
1990	17	15	2	1	2	6	11	\$838,249	6
1991	17	15		1	2	6	7	\$422,652	33
1992	20	13				1	2	\$98,208	131
1993	21	15				2	9	\$252,686	65
1994	22	19	1	1	1	6	11	\$814,436	10
1995	14	11				2	5	\$190,961	95
1996	3	3						\$31,550	218
1997	3	2						\$20,764	240
1998	2	1						\$5,244	309
1999	2	1						\$11,250	280
Total	654	524	20	25	24	164	302	\$5,918,800	43

SENIOR PGA TOUR CAREER SUMMARY

PLAYOFF RECORD: 0-1

Year	Events Played	Cuts Made	1st	2nd	3rd	Top 10	Top 25	Earnings	Rank
1995	12		2	3		11	12	\$799,175	10
1996	23		2	7	2	21	23	\$1,615,769	2
1997	23		9	3	1	18	22	\$2,343,364	1
1998	22		7	6	2	20	22	\$2,861,945	1
1999	26		5	2	3	14	23	\$2,025,232	2
Total	106		25	21	8	84	102	\$9,645,485	1

COMBINED TOTAL MONEY:

\$15,564,285

TOP TOURNAMENT SUMMARY

YEAR	66	70	71	72	73	74	75	76	77	78	79	80	81	82	83
Masters Tournament			T13			T4	T4	T5	5	8	T23	CUT	T25	CUT	T6
U.S. Open	T61		T19	T36	T20	1	T3	T26	T41	T4	1	T8	T58	T39	T39
British Open Championship						T24	9	T32	T46	T24	6				T2
PGA Championship			T31	T22	T11	T9		T5	T34	T44	T12		T30	T16	T42
THE PLAYERS Championship						T34	7	T17	T3	T42		T14	T51	T19	T49

TOP TOURNAMENT SUMMARY (cont.)

YEAR	84	85	86	87	88	89	90	91	92	93	94	95	96	97	98	99
Masters Tournament	T21	T36	CUT					T10	47	T27	T18	T14	T29			
U.S. Open	6	14	CUT	CUT	T17	T54	1	T11	T51	T62	T18	CUT	T50	T52	CUT	W/D
British Open Championship	T14						T53	T57	T19							
PGA Championship	T25	T32	T26		T38		T12	T73	T66	T6	T39	T54		T29		T41
THE PLAYERS Championship	T15	T5	CUT	T24	CUT	CUT	T5	T27	CUT	CUT	4	T55	T46			
THE TOUR Championship							T19				T22					

SENIOR PGA TOUR TOP TOURNAMENT SUMMARY

YEAR	95	96	97	98	99
The Tradition		2	T13	4	T20
U.S. Senior Open	T5	2	1	1	T3
PGA Seniors' Championship		1	T5	1	T11
FORD SENIOR PLAYERS Championship	T10	2	T19	2	1
Energizer SENIOR TOUR Championship	T8	T10	2	1	T18

HALE IRWIN...continued

NATIONAL TEAMS: World Cup (2), 1974, 1979 (individual title 1979); Ryder Cup (5), 1975, 1977, 1979, 1981, 1991; U.S. vs. Japan, 1983; The Presidents Cup, 1994 (Playing Captain)

1999 PGA TOUR STATISTICS

Scoring Average	71.78	(N/A)
Driving Distance	256.4	(N/A)
Driving Accuracy Percentage	81.4	(N/A)
Total Driving	1,998	(N/A)
Greens in Regulation Pct.	58.9	(N/A)
Putting Average	1.849	(N/A)
Sand Save Percentage	50.0	(N/A)
Birdies Average	2.20	(N/A)

MISCELLANEOUS STATISTICS

Scoring Average Before Cut	71.67	(N/A)
Scoring Average 3rd Round	78.00	(N/A)
Scoring Average Final Round	75.00	(N/A)
Birdies Conversion %	20.8	(N/A)
Par Breakers	12.2	(N/A)

1999 Low Round: 69: 1999 PGA Championship/2
Career Low Round: 61: 1982 Southern Open/4
Career Largest Paycheck: \$225,000: 1994 MCI Heritage Golf Classic/1

1999 SENIOR PGA TOUR STATISTICS

Scoring Average	69.58	(2)
Driving Distance	264.6	(45)
Driving Accuracy Percentage	79.1	(4)
Total Driving	49	(6)
Greens in Regulation Pct.	73.4	(3)
Putting Average	1.756	(7)
Sand Save Percentage	44.6	(59T)
Eagles (Holes per)	186.8	(11)
Birdies Average	3.94	(6)
All-Around Ranking	137	(3)

MISCELLANEOUS SENIOR TOUR STATISTICS

1999 Low Round: 63: 1999 Bank One Championship/2
Career Low Round: 62: 3 times, most recent 1998 Ameritech SENIOR Open/1
Career Largest Paycheck: \$347,000: 1998 Energizer SENIOR TOUR Championship/1



PETER JACOBSEN

EXEMPT STATUS: Top 50 on PGA TOUR career money list

FULL NAME: Peter Erling Jacobsen

HEIGHT: 6' 3"

WEIGHT: 215

BIRTHDATE: March 4, 1954

BIRTHPLACE: Portland, OR

RESIDENCE: Portland, OR; plays out of Waikoloa Resort, HI

FAMILY: Wife, Jan; Amy (7/19/80), Kristen (2/23/82), Mickey (10/12/84)

COLLEGE: University of Oregon

SPECIAL INTERESTS: Music, antique car collection

TURNED PROFESSIONAL: 1976

Q-SCHOOL: Fall 1976

TOUR VICTORIES (6): 1980 Buick-Goodwrench Open. 1984 Colonial National Invitation, Sammy Davis, Jr.-Greater Hartford Open. 1990 Bob Hope Chrysler Classic. 1995 AT&T Pebble Beach National Pro-Am, Buick Invitational of California

INTERNATIONAL VICTORIES (3): 1979 Western Australian Open (Aus). 1981 Johnnie Walker Cup (Spain). 1982 Johnnie Walker Cup (Spain)

BEST 1999 FINISHES: 9--B.C. Open

1999 SEASON: Finished out of the top-125 on the PGA TOUR money list for only the fourth time in 23 seasons...made first six cuts of the season, best finish during the stretch coming at the Bob Hope Chrysler Classic...rounds of 66-72-70-70-66 earned him T13...second top-15 finish came at MCI Classic after shooting 71-70-67-71 for a T12...shared first-round lead at B.C. Open after an opening 67...closed with 71-71-68 for ninth-place finish, his first top-10 since finishing second at 1998 B.C. Open.

CAREER HIGHLIGHTS: Enjoyed best season of his career in 1995 with two victories and more than \$1 million in earnings...victories came in successive weeks at AT&T Pebble Beach National Pro-Am and Buick Invitational of California...was tied for 20th after rounds at AT&T before moving into a tie for second with third-round 66...closing 65 gave him two-stroke victory over David Duval...\$252,000 first-place check his largest on TOUR...the next week, took lead at Buick Invitational with third-round 68, then added another in final round for four-stroke victory...passed on chance to win three straight at Bob Hope Chrysler Classic, opting for wife Jan's 40th birthday part instead...after T35 at Nissan Open, finished T2 and third in next two starts, Doral-Ryder Open and Nestle Invitational...later tied for second at Kmart Greater Greensboro Open...first two-victory season came in 1984...defeated Payne Stewart in playoff for Colonial National Invitation title, which he dedicated to his father, who had just undergone serious surgery...two-stroke victory over Mark O'Meara at Sammy Davis, Jr.-Greater Hartford Open later that year highlighted by third-round 63...came from six strokes off pace in final round for first TOUR victory at 1990 Buick-Goodwrench Open...defeated Scott Simpson by one stroke for 1990 Bob Hope Chrysler Classic title...won 1986 Fred Meyer

PETER JACOBSEN...continued

Challenge with Curtis Strange...first two professional titles were 1976 Oregon Open and Northern California Open...three-time All-American at University of Oregon...won 1974 Pac-8 Conference title.

PERSONAL: Has own event management company, Peter Jacobsen Productions, which conducts Fred Meyer Challenge and Franklin Templeton Shark Shootout...founded "Jake Trout and the Flounders," musical group featuring Payne Stewart, Mark Lye and Larry Rinker...has served two terms as PGA TOUR Player Director...co-owns Jacobsen-Hardy Golf Design Co. with former TOUR player Jim Hardy.

CAREER SUMMARY			PLAYOFF RECORD: 1-3						
Year	Events Played	Cuts Made	1st	2nd	3rd	Top 10	Top 25	Earnings	Rank
1977	22	10					3	\$12,607	131
1978	27	14			1	2	4	\$34,188	82
1979	33	23				2	6	\$49,439	80
1980	28	23	1	1		5	12	\$138,562	26
1981	23	17		1		3	7	\$85,624	50
1982	24	23		2		7	10	\$145,832	25
1983	26	22			1	5	12	\$158,765	29
1984	23	20	2		1	6	12	\$295,025	10
1985	21	16		2		7	13	\$214,959	23
1986	23	17			1	1	5	\$112,964	78
1987	25	19				1	5	\$79,924	111
1988	25	19		3		6	11	\$526,765	16
1989	24	20		1		3	9	\$267,241	48
1990	22	20	1		2	5	12	\$547,279	19
1991	23	13		2		2	5	\$263,180	64
1992	27	18					4	\$106,100	127
1993	23	17				3	9	\$222,291	77
1994	19	15				3	7	\$211,762	88
1995	25	22	2	2	1	5	13	\$1,075,057	7
1996	19	14				1	3	\$127,197	146
1997	25	19			1	2	9	\$294,931	82
1998	22	12		1		1	5	\$327,336	92
1999	22	15				1	5	\$285,461	138
Total	551	408	6	15	8	71	181	\$5,582,489	49

TOP TOURNAMENT SUMMARY

YEAR	78	79	80	81	82	83	84	85	86	87	88	89	90	91	92
Masters Tournament				T11	T20	T20	T25	CUT	T25			T34	T30	T17	T61
U.S. Open			T22	T37		T34	T7	T31	T59	T24	T21	8	CUT	T31	63
British Open Championship						T12	T22	T11	CUT	WD		T30	T16	T73	
PGA Championship		T23	T10	T27	T34	3	T18	T10	3	20	47	T27	T26		T28
THE PLAYERS Championship	T52	T14	T5	CUT	T27	T16	T51	CUT	T33	CUT	T16	T70	T29	CUT	CUT
THE TOUR Championship											6		T19		

TOP TOURNAMENT SUMMARY (cont.)

YEAR	93	94	95	96	97	98	99
Masters Tournament			T31				
U.S. Open	CUT		T51	T23			
British Open Championship		T32	T31	T44			
PGA Championship	T28		T23	W/D	T67		
THE PLAYERS Championship		CUT	T29	CUT	T48	CUT	
THE TOUR Championship			T16				

NATIONAL TEAMS: U.S. vs. Japan, 1984; Ryder Cup (2), 1985, 1995; Dunhill Cup, 1995


1999 PGA TOUR STATISTICS

Scoring Average	71.04	(74)
Driving Distance	276.2	(56T)
Driving Accuracy Percentage	68.7	(96)
Total Driving	152	(37)
Greens in Regulation Pct.	62.6	(144)
Putting Average	1.770	(41T)
Sand Save Percentage	48.7	(126T)
Eagles (Holes per)	146.0	(13)
Birdies Average	3.38	(73T)
All-Around Ranking	623	(59)

MISCELLANEOUS STATISTICS

Scoring Average Before Cut	71.46	(93)
Scoring Average 3rd Round	71.13	(75T)
Scoring Average Final Round	70.93	(21T)
Birdies Conversion %	30.0	(40T)
Par Breakers	19.5	(56T)

1999 Low Round: 64: 1999 Air Canada Championship/1
 Career Low Round: 62: 1982 Manufacturers Hanover Westchester Class/2
 Career Largest Paycheck: \$252,000: 1995 AT&T Pebble Beach National Pro-Am/1



LEE JANZEN

EXEMPT STATUS: Winner, 1998 U.S. Open (through 2003)

FULL NAME: Lee MacLeod Janzen

HEIGHT: 6' 0"

WEIGHT: 175

BIRTHDATE: August 28, 1964

BIRTHPLACE: Austin, MN

RESIDENCE: Orlando, FL

FAMILY: Wife, Beverly; Connor MacLeod (10/20/93)

SPECIAL INTERESTS: Music, movies, snow skiing, all sports

COLLEGE: Florida Southern College (1986, Marketing)

TURNED PROFESSIONAL: 1986

JOINED TOUR: 1989

TOUR VICTORIES (8): 1992 Northern Telecom Open, 1993 Phoenix Open, U.S. Open, 1994 Buick Classic, 1995 THE PLAYERS Championship, Kemper Open, Sprint International, 1998 U.S. Open

BEST 1999 FINISHES: T3--GTE Byron Nelson Classic, Bell Canadian Open; T8--MCI Classic; T10--Phoenix Open, Buick Classic.

1999 SEASON: For the first time in his career recorded two third-place finishes and for the fifth time in career had five or more top-10 finishes...did slip out of the top-40 on the PGA TOUR money list for the first time in five seasons...first third-place finish came at GTE Byron Nelson Classic, where 68-64-68 had him two strokes out of lead through 54 holes...final-round 69 good for T3...shared first-round lead at Bell Canadian Open after opening with 66...stood one off second-round lead following a 71 and took outright lead with third-round 68...closing 76 left him T3...first top-10 of season a T10 at Phoenix Open where 69-71-69 start had him in three-way tie for third...final-round 74 produced T10...rounds of 67-70-68-72 good for T8 at MCI Classic...opening 65 at Memorial Tournament good for two-stroke lead...closed with 70-78-73 for T31...fourth top-10 came at Buick Classic, where rounds of 71-67-69-73 earned T10...suffered sore neck in May 17 fender bender at MasterCard Colonial before finishing T21 in Ft. Worth...on August 2, on par-three, 17th hole at Rhode Island CC, recorded hole-in-one in CVS Charity Classic...thought he had won hole for his team, but Scott McCarron also recorded ace on top of his...ranked seventh in putting average (1.745).

CAREER HIGHLIGHTS: In 1998, captured his second U.S. Open title in six years by recording the best final-round U.S. Open comeback in 25 years...rounds of 73-66-73 left him five strokes behind Payne Stewart through 54 holes...closed with 68 to win by one over Stewart, who closed with 74 at Olympic Club...five-stroke comeback best since Johnny Miller came from six back to win 1973 U.S. Open...it was his first victory on TOUR since 1995 and eighth career victory...first U.S. Open title came in head-to-head battle with Payne Stewart in 1993 at Baltusrol GC...shot 67-67-69-69--272 to equal U.S. Open scoring record set by Jack Nicklaus in 1980 and defeat Stewart by two strokes...earlier that year, defeated Andrew Magee by two strokes for Phoenix Open title...in 1997, posted seven top-10 finishes, including two seconds, and earned a fourth trip to THE TOUR Championship...made 24 of 27 cuts during year and top-10s included: T2 at Buick Invitational and BellSouth Classic; 4th at PGA Championship; T4 at Memorial Tournament; T5 at Tucson Chrysler Classic; T6 at Las Vegas Invitational and T7 at Walt Disney World/Oldsmobile Classic...in 1995, won three times--THE PLAYERS Championship, Kemper Open and Sprint International...trailing Bernhard Langer and Corey Pavin by one entering final round at TPC at Sawgrass...shot closing 71 for one-stroke victory...birdied 72nd hole at Kemper Open to tie Pavin, then birdied 18th again to win playoff...birdied 14-17 on Sunday to overtake Ernie Els and win Sprint by one point...first TOUR victory came at 1992 Northern Telecom Open...closing 65 gave him one-stroke win over Bill Britton...won 1994 Buick Classic by three strokes over Els, who won U.S. Open the following week...leading money winner on U.S. Golf Tour in 1989...won 1986 Division II National Championship while at Florida Southern...first-team All-American in 1985-86.

PERSONAL: Began to take golf seriously at age 14 after family moved to Florida from Maryland, where he played Little League Baseball...still avid Baltimore Orioles fan...won first tournament at 15 as member of Greater Tampa Junior Golf Association.

PGA TOUR CAREER SUMMARY						PLAYOFF RECORD: 1-0			
Year	Events Played	Cuts Made	1st	2nd	3rd	Top 10	Top 25	Earnings	Rank
1985	1								
1988	2	1					1	\$3,686	256
1989	2	1						\$5,100	233
1990	30	20				2	6	\$132,986	115
1991	33	23				2	11	\$228,242	72
1992	32	21	1	2	1	6	15	\$795,279	9
1993	26	23	2		1	7	15	\$932,335	7
1994	26	19	1			2	8	\$442,588	35
1995	28	22	3			4	14	\$1,378,966	3
1996	27	21		1	1	7	13	\$540,916	31
1997	27	24		2		7	15	\$877,832	24
1998	24	20	1		1	3	12	\$1,155,314	20
1999	26	18			2	5	11	\$849,994	48
Total	284	213	8	5	6	45	121	\$7,343,238	27
BUY.COM TOUR									
1990	2	1					1	\$1,125	204

LEE JANZEN...continued

1999 INTERNATIONAL SUMMARY

Year	Events Played	Cuts Made	1st	2nd	3rd	Top 10	Top 25	Earnings	Rank
European Tour									
1999	1	1						\$1,715	

TOP TOURNAMENT SUMMARY

YEAR	85	91	92	93	94	95	96	97	98	99
Masters Tournament			T54	T39	T30	T12	T12	T26	T33	T14
U.S. Open	CUT	CUT	CUT	1	CUT	T13	T10	T52	1	T46
British Open Championship			T39	T48	T35	T24	CUT	CUT	T24	70
PGA Championship			T21	T22	T66	T23	T8	4	CUT	CUT
THE PLAYERS Championship			CUT	CUT	T34	T35	1	T46	T37	T13
THE TOUR Championship			T2	22		T20		T26	T24	
WGC Andersen Consulting Match Play										T17
WGC NEC Invitational										T30

NATIONAL TEAMS: Ryder Cup (2), 1993, 1997; Dunhill Cup, 1995; The Presidents Cup, 1998


1999 PGA TOUR STATISTICS

Scoring Average	70.59	(38)
Driving Distance	267.4	(145T)
Driving Accuracy Percentage	73.2	(26T)
Total Driving	171	(65T)
Greens in Regulation Pct.	62.7	(143)
Putting Average	1.745	(7)
Sand Save Percentage	52.9	(68)
Eagles (Holes per)	208.3	(53)
Birdies Average	3.62	(28)
All-Around Ranking	508	(35T)

MISCELLANEOUS STATISTICS

Scoring Average Before Cut	71.02	(48T)
Scoring Average 3rd Round	70.41	(25)
Scoring Average Final Round	73.06	(167)
Birdies Conversion %	32.1	(13T)
Par Breakers	20.6	(23T)

1999 Low Round: 64: 1999 GTE Byron Nelson Classic/2
Career Low Round: 61: 1993 Southwestern Bell Colonial/4
Career Largest Paycheck: \$540,000: 1995 THE PLAYERS Championship/1



BRANDT JOBE

EXEMPT STATUS: World Golf Championship member

FULL NAME: Brandt William Jobe

HEIGHT: 5-11

WEIGHT: 170

BIRTHDATE: August 1, 1965

BIRTHPLACE: Oklahoma City, OK

RESIDENCE: Southlake, TX

FAMILY: Wife, Jennifer

COLLEGE: UCLA

SPECIAL INTERESTS: Skiing, basketball, baseball, fishing

TURNED PROFESSIONAL: 1988

Q SCHOOL: 1990

BEST PGA TOUR CAREER FINISH: T4--1999 The Reno-Tahoe Open

INTERNATIONAL VICTORIES (9): 1990 British Columbia Open (Can), 1991 Payless Classic (Can), 1994 Thailand Open (Asia), 1995 Mitsubishi Galant Tournament (Jpn), 1997 Tokai Classic (Jpn), Golf Digest Tournament (Jpn), 1998 Japan PGA Championship (Jpn), UBE Kosan Open (Jpn), Mizuno Open (Jpn).

BEST 1999 PGA TOUR FINISH: T4--The Reno-Tahoe Open

BEST 1999 INTERNATIONAL FINISHES: 3--Fujisankel Classic; 4--Sumitomo VISA Taiheiyo Masters; T8--Ube Kosan Open; T10--Asian Tour Kirin Open, Casio World Open (All Japan)

1999 SEASON: In first appearance of year was T17 at World Golf Championships-Andersen Consulting Match Play Championship...earned \$50,000 after defeating Jeff Sluman 3 & 2 in the first round...lost to Steve Pate 1 up in second round...qualified for the Masters Tournament by virtue of being in top-50 in Official World Golf Ranking...in first appearance at Augusta National, rounds of 72-71-74-71 good for T14 finish, which earned him a spot in 2000 Masters Tournament...at PGA Championship, rounds of 69-74-69-75 good for T16...opened with three consecutive 69s and closed with 73 to finish T4 at Reno-Tahoe Open...earned \$113,667, lifting him to 123rd on TOUR money list...first-

BRANDT JOBE...continued

round leader and share of 36-hole lead at Air Canada Championship after opening with 63...closed 70-72-77 for T48...joined TOUR as special temporary member in September and earned exempt status on PGA TOUR by virtue of earnings made in World Golf Championships-Andersen Consulting Match Play Championship.

CAREER HIGHLIGHTS: Has played on the Japanese Tour since 1995 with six victories and a pair of runner-up finishes...victories were--1995 Mitsubishi Galant Tournament, 1997 Tokai Classic, Golf Digest Tournament, 1998 Japan PGA Championship, UBE Kosan Open, Mizuno Open...in 1995, finished 25th on Order of Merit and was ranked third in scoring with 70.24 average...in 1996, was 20th on Order of Merit with 70.99 scoring average...winner 1990 British Columbia Open...made several appearances on PGA TOUR during the four-year stretch with best finish coming at 1998 Sprint International, where he was T6 in front of hometown crowd...played Canadian Tour in 1990 where he won the Canadian Tour Order of Merit and had the low scoring average for the year...named All-American 1986-88 All Pac 10 Conference 1986-87...member of 1988 NCAA Championship Team (UCLA)... 6th at 1990 Q-Tournament...


PERSONAL: Teammate at UCLA was Scott McCarron...interest in golf stemmed from his attendance at 1978 U.S. Open at Cherry Hills.

PGA TOUR CAREER SUMMARY					PLAYOFF RECORD: 2-1				
Year	Events Played	Cuts Made	1st	2nd	3rd	Top 10	Top 25	Earnings	Rank
1987(Am.)	1								
1990	1								
1991	27	5					2	\$37,502	189
1992	2	1						\$6,340	257
1993	1								
1994	1	1						\$8,006	258
1995	4	1						\$3,969	313
1996	2								
1997	1								
1998	4	3				1	2	\$114,285	177
1999	13	10				1	4	\$272,100	141
Total	57	21				2	8	\$442,202	323
BUY.COM TOUR									
1991	1								
Total	1								
1999 INTERNATIONAL SUMMARY									
Japanese PGA									
1999	8	7			1	5	6	\$225,770	
COMBINED TOTAL MONEY:								\$667,972	

TOP TOURNAMENT SUMMARY									
YEAR	90	92	94	95	96	98	99		
Masters Tournament							T14		
U.S. Open Championship	CUT	CUT	T39	T62	CUT				
British Open Championship				CUT		T52	CUT		
PGA Championship						CUT	T16		
THE PLAYERS Championship							CUT		
WGC Andersen Consulting Match Play							T17		

1999 PGA TOUR STATISTICS	
Scoring Average	71.41 (N/A)
Driving Distance	277.6 (N/A)
Driving Accuracy Percentage	70.0 (N/A)
Total Driving	1,998 (N/A)
Greens in Regulation Pct.	67.0 (N/A)
Putting Average	1.796 (N/A)
Sand Save Percentage	54.9 (N/A)
Eagles (Holes per)	157.5 (N/A)
Birdies Average	3.49 (N/A)

MISCELLANEOUS STATISTICS	
Scoring Average Before Cut	71.91 (N/A)
Scoring Average 3rd Round	72.00 (N/A)
Scoring Average Final Round	74.38 (N/A)
Birdies Conversion %	28.9 (N/A)
Par Breakers	20.0 (N/A)
1999 Low Round: 63: 1999 Air Canada Championship/1	
Career Low Round: 63: 1999 Air Canada Championship/1	
Career Largest Paycheck: \$113,666; 1999 The Reno-Tahoe Open/T4	



STEVE JONES

EXEMPT STATUS: Winner, 1996 U.S. Open (through 2006)
FULL NAME: Steven Glen Jones
HEIGHT: 6' 4" **WEIGHT:** 200
BIRTHDATE: December 27, 1958 **BIRTHPLACE:** Artesia, NM
RESIDENCE: Bozeman, MT; plays out of Valley View GC
FAMILY: Wife, Bonnie Buckingham; Cy Edmond (2/27/91), Stacey Jane (2/21/93)
COLLEGE: University of Colorado
SPECIAL INTERESTS: Basketball, fly fishing, snow skiing
TURNED PROFESSIONAL: 1981 **Q SCHOOL:** 1981, 1984, 1986

TOUR VICTORIES (8): 1988 AT&T Pebble Beach National Pro-Am. 1989 MONY Tournament of Champions, Bob Hope Chrysler Classic, Canadian Open. 1996 U.S. Open. 1997 Phoenix Open, Bell Canadian Open. 1998 Quad City Classic

BEST 1999 FINISHES: T5--John Deere Classic; T9--WGC Andersen Consulting Match Play, The Reno-Tahoe Open.

1999 SEASON: Recorded three top-10 finishes in 19 appearances...suffered from an irregular heartbeat first two months of season and a shoulder injury sidelined him from Masters Tournament through John Deere Classic, with exception of U.S. Open...after missing cut at Augusta National, did not touch a club during nine weeks of shoulder rehab...first top-10 of year came at World Golf Championships-Andersen Consulting Match Play Championship with T9...in first round, defeated Steve Elkington 2 & 1 then defeated Scott Verplank 5 & 4 in second round before losing to Jose Maria Olazabal 1up in third round...earned second top-10 of season at John Deere Classic...in defense of his 1998 title, finished T5 with rounds of 68-66-68-63...at Reno-Tahoe Open was T9 after shooting 70-72-69-71.

CAREER HIGHLIGHTS: After spending nearly three years off TOUR due to ligament and joint damage to left ring finger in November 25, 1991 dirt-bike accident, completed comeback with victory in 1996 U.S. Open at Oakland Hills...became first sectional qualifier to win U.S. Open since Jerry Pate in 1976...after opening-round 74, shot 66-69 to trail Tom Lehman by one stroke through 54 holes...led by one after 71 holes, then posted impressive par on 18th to defeat Lehman and Davis Love III by a stroke...2-under-par 278 was lowest winning score in a U.S. Open at Oakland Hills...followed 1996 with second, multiple-victory season of career...dominated Phoenix Open with 62-64-65-67--258 and winning by 11 strokes over Jesper Parnevik...258 total equaled second-lowest 72-hole score in PGA TOUR history...tied TOUR record for opening 36 holes (126) and was one stroke off 54-hole mark...held one-stroke lead through 54 holes at Bell Canadian Open...closed with 69 for one-stroke victory over Greg Norman...also 2nd at Tucson Chrysler Classic...in 1998, won for third straight year with victory at the Quad City Classic...started final round in four-way tie for third and had share of 36-hole tournament record with Frank Lickliter at 11-under-par 129 closed with 66 for one stroke victory over Scott Gump...won three-times in 1989, opening year with back-to-back wins...defeated Jay Haas and David Frost by two at MONY Tournament of Champions and followed with playoff win over Paul Azinger and Sandy Lyle at Bob Hope Chrysler Classic...third win came at Canadian Open...earned first TOUR victory in playoff over Bob Tway at 1988 AT&T Pebble Beach National Pro-Am...lost playoff to Payne Stewart at 1990 MCI Heritage Classic...medalist at 1986 PGA TOUR Qualifying Tournament...second-team All-American at University of Colorado...semifinalist at 1976 U.S. Junior Amateur.

PERSONAL: Reverse overlapping grip he uses byproduct of injury to left index finger two years after original injury to left ring finger...play at U.S. Open inspired by Ben Hogan book sent to him by friend...in addition to golf, ran track and was an all-state basketball player in high school...a two-time Colorado sand greens champion...moved from Phoenix area to Montana in 1997.

PGA TOUR CAREER SUMMARY					PLAYOFF RECORD: 2-1				
Year	Events Played	Cuts Made	1st	2nd	3rd	Top 10	Top 25	Earnings	Rank
1982	12	3						\$1,986	250
1984	1	1						\$788	264
1985	21	12				1	7	\$43,379	129
1986	23	14				2	5	\$51,473	136
1987	30	20		1		2	6	\$154,918	66
1988	25	19	1			3	6	\$241,877	45
1989	26	22	3			6	11	\$745,578	8
1990	24	16		1	1	5	12	\$350,982	34
1991	27	19			1	4	11	\$294,961	54
1994	2	2						\$8,740	254
1995	24	16				2	9	\$234,749	79
1996	25	18	1		1	6	10	\$810,644	22

STEVE JONES...continued

PGA TOUR CAREER SUMMARY...continued

Year	Events Played	Cuts Made	1st	2nd	3rd	Top 10	Top 25	Earnings	Rank
1997	24	16	2	1		6	9	\$959,108	20
1998	23	19	1			2	11	\$741,544	38
1999	19	11				3	8	\$360,706	116
Total	306	208	8	3	3	42	105	\$5,001,429	56
BUY.COM TOUR									
1994	2	2				1	1	\$5,195	140
Total	2	2				1	1	\$5,195	
COMBINED TOTAL MONEY:								\$5,006,624	

TOP TOURNAMENT SUMMARY

YEAR	87	88	89	90	91	96	97	98	99
Masters Tournament		T30	T31	T20	CUT		CUT	T26	CUT
U.S. Open			T46	T8	CUT	1	T60	CUT	CUT
British Open Championship			CUT	T16	T64	CUT	T48	T57	
PGA Championship		T61	T9	T51	CUT		CUT	T41	CUT
THE PLAYERS Championship		T15	T48	T41	T3	T41	T33	CUT	T25
THE TOUR Championship			T14			T18	25		
WGC Andersen Consulting Match Play									T9

NATIONAL TEAMS: World Cup, 1996

1999 PGA TOUR STATISTICS

Scoring Average	71.54	(121)
Driving Distance	274.4	(777)
Driving Accuracy Percentage	65.1	(151T)
Total Driving	228	(153)
Greens in Regulation Pct.	65.9	(55T)
Putting Average	1.817	(166)
Sand Save Percentage	47.0	(147T)
Eagles (Holes per)	495.0	(160)
Birdies Average	3.09	(148T)
All-Around Ranking	1,025	(160)

MISCELLANEOUS STATISTICS

Scoring Average Before Cut	72.16	(151T)
Scoring Average 3rd Round	70.10	(12)
Scoring Average Final Round	71.22	(46)
Birdies Conversion %	26.1	(168)
Par Breakers	17.4	(150T)

1999 Low Round: 63: 1999 John Deere Classic/4
Career Low Round: 62: 1997 Phoenix Open/1
Career Largest Paycheck: \$425,000: 1996 U.S. Open Championship/1



JONATHAN KAYE

EXEMPT STATUS: 49th on 1999 money list

FULL NAME: Jonathan Andrew Kaye

HEIGHT: 5'11"

BIRTHDATE: August 2, 1970

RESIDENCE: Phoenix, AZ

FAMILY: Single

COLLEGE: University of Colorado

SPECIAL INTERESTS: Fine dining, floating in the pool, dominos

TURNED PROFESSIONAL: 1993

WEIGHT: 165

BIRTHPLACE: Denver, CO

Q-SCHOOL: Fall 1994

BEST PGA TOUR CAREER FINISH: 2--1995 Quad City Classic, 1999 Las Vegas Invitational.

BEST 1999 PGA TOUR FINISHES: 2--Las Vegas Invitational; T4--B.C. Open; T5--Shell Houston Open; 6--Southern Farm Bureau Classic; T9--The Reno-Tahoe Open

1999 SEASON: Enjoyed best season on PGA TOUR thanks to career-high five top-10 finishes, including a second at Las Vegas Invitational...in contention throughout in Las Vegas, where he opened with 9-under-par 63, two strokes out of lead...followed with rounds 66-66-73-64 to finish one stroke behind Jim Furyk...fourth-round 73 moved him into solo possession of second, three strokes behind Furyk...earned \$270,000 for largest payday of

JONATHAN KAYE...continued

career...first top-10 of year came at Shell Houston Open after 74-70-67-72 earned T5...second came at Reno-Tahoe Open where T9 result of 71-66-71-74 performance...after opening 72-71 closed 67-66 for T4 at B.C. Open...after runner-up finish, closed season with solo sixth at Southern Farm Bureau Classic thanks to 71-68-68...moved into top-50 on TOUR money list for first time in career...had interesting Bob Hope Chrysler Classic...opened with 64, one off first-round lead...followed with second-round 83 and next round shot 62 to tie Tamarisk course record...his 21-stroke improvement from second round to third was best turnaround since Bob Murphy shot 88 then 69 in first two rounds to improve 19 strokes at 1985 Bing Crosby National Pro-Am...made two holes-in-one in three starts at Westin Texas Open and two weeks later at Las Vegas Invitational...ranked sixth in eagles (129.6)...ranked 10th in all-around (372)...ranked 14th in greens in regulation (68.4%).

CAREER HIGHLIGHTS: Has brush with first PGA TOUR victory at 1995 Quad City Classic...in tournament shortened to 54 holes due to weather, stood on final tee leading D.A. Weibring by one stroke...when he bogeyed and Weibring birdied from off the green, Kaye fell to second...earned \$108,000 to clinch TOUR card for 1996...played under special medical extension in 1997 after rotator cuff surgery in February 1996...missed majority of 1996 and 1997 seasons but played several times on both TOUR and BUY.COM Tour...regained PGA TOUR membership by finishing tied for second at 1998 PGA TOUR Qualifying Tournament...won 1992 Ping Intercollegiate in playoff over Phil Mickelson.

PERSONAL: A self-taught player who has never had a teacher... "There's nobody who could teach my swing," he explains...girlfriend Jennifer Sweeney, who often caddies for him, was on the bag for second place finish at 1999 Las Vegas Invitational.

PGA TOUR CAREER SUMMARY					PLAYOFF RECORD: 0-0				
Year	Events Played	Cuts Made	1st	2nd	3rd	Top 10	Top 25	Earnings	Rank
1995	25	8		1		2	4	\$191,883	94
1996	3	1						\$5,070	318
1997	2	1					1	\$10,693	266
1998	21	12					1	\$86,496	190
1999	32	24		1		5	10	\$845,051	49
Total	83	46		2		7	16	\$1,139,192	229
BUY.COM TOUR									
1995	3	2				1	2	\$6,747	142
1997	3	2					1	\$3,382	163
Total	6	4				1	3	\$10,129	
COMBINED TOTAL MONEY:								\$1,149,322	

1999 PGA TOUR STATISTICS		
Scoring Average	70.55	(35)
Driving Distance	279.9	(27T)
Driving Accuracy Percentage	67.1	(122T)
Total Driving	149	(36)
Greens in Regulation Pct.	68.4	(14T)
Putting Average	1.772	(47T)
Sand Save Percentage	51.6	(88)
Eagles (Holes per)	129.6	(6)
Birdies Average	3.57	(33T)
All-Around Ranking	372	(10)

MISCELLANEOUS STATISTICS		
Scoring Average Before Cut	70.45	(16)
Scoring Average 3rd Round	70.17	(14T)
Scoring Average Final Round	70.39	(6)
Birdies Conversion %	29.0	(82T)
Par Breakers	20.6	(23T)
1999 Low Round: 62: 1999 Bob Hope Chrysler Classic/3		
Career Low Round: 62: 1999 Bob Hope Chrysler Classic/3		
Career Largest Paycheck: \$270,000: 1999 Las Vegas Invitational/2		



JERRY KELLY

EXEMPT STATUS: 77th on 1999 money list
FULL NAME: Jerome Patrick Kelly
HEIGHT: 5' 11" **WEIGHT:** 165
BIRTHDATE: November 23, 1966 **BIRTHPLACE:** Madison, WI
RESIDENCE: Madison, WI
FAMILY: Wife, Carol; Cooper Patrick (8/14/98)
COLLEGE: University of Hartford (Finance and Insurance, 1989)
SPECIAL INTERESTS: Hockey, all sports
TURNED PROFESSIONAL: 1989 **JOINED TOUR:** 1996

BEST CAREER FINISH: 2--1996 Greater Milwaukee Open

BUY.COM TOUR VICTORIES (2): 1995 Alabama Classic, Buffalo Open

BEST 1999 FINISHES: 3--Greater Milwaukee Open; T9--Nissan Open

1999 SEASON: Recorded at least a pair of top-10 finishes for the fourth consecutive season and for third time in four years on TOUR was among top 100 on TOUR money list...played a whopping 34 events during the year and made the cut in 22 of those...first top-10 of year came at Nissan Open with rounds of 68-69-67-71 for a T9...posted first third-place finish of his career at Greater Milwaukee Open...with 66-65-66 start earned third-round lead...final-round 71 dropped to solo third, four strokes behind Carlos Franco...victory worth \$156,400...recorded the first of five double-eagles on TOUR at Bob Hope Chrysler Classic on 14th hole at Indian Wells CC.

CAREER HIGHLIGHTS: Madison, WI native nearly captured first PGA TOUR title in front of homestate fans...trailing by three strokes entering final round of 1996 Greater Milwaukee Open after opening with 67-66-68...shot closing 64 to catch Loren Roberts and force playoff...each shot tournament-record 265...Roberts birdied first extra hole for victory...second-place check of \$129,600 is career best...finished rookie season 59th on money list...in 1998, was T6 at Shell Houston Open and T7 at Deposit Guaranty Golf Classic...opened 68-71, good for solo fourth and after first round and T4 after second round at THE PLAYERS Championship...in 1996, had T6 at Shell Houston Open, T8 at Greater Milwaukee Open and T10 at Tucson Chrysler Classic as keys to regaining exempt status...named 1995 BUY.COM TOUR Player of the Year...was leading money-winner with \$188,878...won Alabama Classic and Buffalo Open...led BUY.COM TOUR in birdies (392) and eagles (15)...won 1992 Wisconsin State Open.

PERSONAL: All-city hockey selection in high school...went to University of Hartford on hockey scholarship, then school discontinued sport...says hockey background may have hurt his golf in past, because brought too much aggressiveness to game...wife Carol's brother, Jim Schuman, played on BUY.COM TOUR from 1990-93.

PGA TOUR CAREER SUMMARY						PLAYOFF RECORD: 0-1				
Year	Events Played	Cuts Made	1st	2nd	3rd	Top 10	Top 25	Earnings	Rank	
1991	1									
1992	1									
1993	2									
1995	2	1						\$4,733	306	
1996	31	17		1		4	5	\$336,748	59	
1997	33	13				3	7	\$234,257	103	
1998	31	17				2	8	\$340,144	87	
1999	34	22			1	2	8	\$533,702	77	
Total	136	70		1	1	11	28	\$1,449,585	197	
BUY.COM TOUR										
1993	28	15		1		3	10	\$61,074	25	
1994	26	19				8	11	\$60,928	26	
1995	28	23	2	1		15	19	\$188,878	1	
Total	82	57	2	2		26	40	\$310,881		
COMBINED TOTAL MONEY:								\$1,760,466		

TOP TOURNAMENT SUMMARY					
YEAR	96	97	98	99	
U.S. Open				T57	
British Open Championship			T44		
PGA Championship		CUT	WD	T26	
THE PLAYERS Championship	CUT	CUT	T31	CUT	

JERRY KELLY...continued


1999 PGA TOUR STATISTICS

Scoring Average	71.01	(69T)
Driving Distance	272.7	(89)
Driving Accuracy Percentage	64.9	(154)
Total Driving	243	(160T)
Greens in Regulation Pct.	63.9	(106T)
Putting Average	1.782	(82T)
Sand Save Percentage	53.2	(63T)
Eagles (Holes per)	243.0	(75T)
Birdies Average	3.48	(54)
All-Around Ranking	692	(79)

MISCELLANEOUS STATISTICS

Scoring Average Before Cut	71.06	(54)
Scoring Average 3rd Round	71.10	(72T)
Scoring Average Final Round	72.14	(105)
Birdies Conversion %	30.3	(33)
Par Breakers	19.8	(50T)

1999 Low Round: 65: 3 times, most recent 1999 John Deere Classic/4
 Career Low Round: 64: 3 times, most recent 1998 Bob Hope Chrysler Classic/4
 Career Largest Paycheck: \$156,400: 1999 Greater Milwaukee Open/3



SKIP KENDALL

EXEMPT STATUS: 38th on 1999 money list

FULL NAME: Jules I. Kendall

HEIGHT: 5' 8"

BIRTHDATE: September 9, 1964

RESIDENCE: Windermere, FL

FAMILY: Wife, Beth; Noah Jules (6/4/98)

COLLEGE: University of Nevada-Las Vegas (1987, Business Administration)

SPECIAL INTERESTS: Family, reading, sports, Green Bay Packers

TURNED PROFESSIONAL: 1987

WEIGHT: 150

BIRTHPLACE: Milwaukee, WI

Q SCHOOL: Fall 1992

BEST CAREER FINISH: 2--1998 Buick Invitational, 1999 Canon Greater Hartford Open

BUY.COM TOUR VICTORIES (2): 1994 Inland Empire Open, Carolina Classic.

BEST 1999 FINISHES: 2--Canon Greater Hartford Open; 6--Bob Hope Chrysler Classic; T6--Greater Milwaukee Open; T10--THE PLAYERS Championship

1999 SEASON: For second straight season among top-40 on PGA TOUR money list...for second consecutive year recorded 13 top-25 finishes and had four or more top-10s...first top-10 came at Bob Hope Chrysler Classic with 67-73-66-64-70 that earned solo sixth...second top-10 came at THE PLAYERS Championship, where he stood one stroke off David Duval's 54-hole lead after rounds of 70-73-70...closing 78 dropped to T10...could barely get out of bed Thursday morning before visit to HealthSouth fitness center...wore back brace rest of week...earned third top-10 of season at Greater Milwaukee Open, where rounds of 67-70-68-65 produced T6...at Canon Greater Hartford Open, shared first-round lead after opening 63...closed with 68-68-66 for second career runner-up finish, three strokes behind Brent Geiberger...set competitive course record at Medinah with 65 in second round of PGA Championship...rounds of 74-65-71-78 produced T21...ranked fifth in putting (1.737).

CAREER HIGHLIGHTS: Posted first career runner-up finish in 1998, losing playoff to Scott Simpson in Buick Invitational...birdied final hole from 9 feet to force playoff...on first extra hole of playoff, three-putted from 25 feet after reaching green with 3-wood...missed 3-foot birdie attempt while Simpson got up and down from rough for birdie and win...rounds of 71-63 good for second through 36 holes, two strokes behind leader Steve Pate...shot third- and final-round 70 to force playoff...in first start of year, T8 at Bob Hope Chrysler Classic...also was 5th at Buick Challenge, T9 at B.C. Open and T10 at PGA Championship...in 1997, earned more than he had in first five TOUR seasons combined--\$320,800...made 22 of 31 cuts on way to 74th-place finish on money list...best finish came at Sprint International with third place...had early lead at Doral-Ryder Open after starting with 65 but finished T56 there...had one-stroke lead through 36 holes of Bay Hill Invitational, eventually finishing tied for 54th...first top-10 of year was ninth at Buick Invitational...first year on TOUR was 1993 after earning co-medalist honors at 1992 Qualifying Tournament, despite opening-round 79...eighth at Sprint International was best finish of year and failed to keep playing privileges...returned to PGA TOUR in 1995 on strength of fifth-place finish on 1994 BUY.COM TOUR money list...won Inland Empire Open and Carolina Classic that year and tied for third on two other occasions held one-stroke

SKIP KENDALL...continued

lead through 54 holes of 1995 B.C. Open but finished T7, four strokes behind Hal Sutton...returned to BUY.COM TOUR in 1996 and finished ninth on money list, thanks to nine top-10 finishes, including second at Tri-Cities Open...winner of 1988 and 1989 Wisconsin State Opens.

PERSONAL: In 1994, became first BUY.COM TOUR player to serve as host of "Inside the PGA TOUR"...wife Beth has served as his caddie...waited tables in Orlando while playing on mini-tours.

PGA TOUR CAREER SUMMARY						PLAYOFF RECORD: 0-1			
Year	Events Played	Cuts Made	1st	2nd	3rd	Top 10	Top 25	Earnings	Rank
1987	1								
1988	1								
1990	1	1						\$2,118	275
1991	1								
1992	1								
1993	32	18				1	3	\$115,189	129
1994	4	2						\$8,392	257
1995	31	18				1	1	\$93,606	164
1996	2	1						\$5,415	309
1997	31	22			1	2	7	\$320,800	74
1998	30	22		1		5	13	\$796,564	32
1999	31	24		1		4	13	\$962,642	38
Total	166	108		2	1	13	37	\$2,304,725	130
BUY.COM TOUR									
1991	10	4			1	2	3	\$17,660	65
1992	22	17		1	1	4	10	\$54,178	23
1993	2	2			1	2	2	\$16,500	86
1994	26	20	2		2	5	13	\$131,067	5
1995	2	2				1	2	\$12,367	109
1996	26	20		1	1	9	16	\$107,396	9
Total	88	65	2	2	6	23	46	\$339,168	
COMBINED TOTAL MONEY:								\$2,643,893	

TOP TOURNAMENT SUMMARY				
YEAR	92	96	98	99
U.S. Open	CUT	T82		
British Open Championship			CUT	
PGA Championship			T10	T21
THE PLAYERS Championship			68	T10

1999 PGA TOUR STATISTICS		MISCELLANEOUS STATISTICS	
Scoring Average	70.64 (42T)	Scoring Average Before Cut	70.34 (12T)
Driving Distance	270.3 (109T)	Scoring Average 3rd Round	70.43 (27)
Driving Accuracy Percentage	73.7 (21T)	Scoring Average Final Round	71.39 (56)
Total Driving	130 (20T)	Birdies Conversion %	32.4 (11)
Greens in Regulation Pct.	65.6 (60T)	Par Breakers	21.8 (8T)
Putting Average	1.737 (5)		
Sand Save Percentage	46.7 (151T)	1999 Low Round:	63: 1999 Canon Greater Hartford Open/1
Eagles (Holes per)	189.0 (41)	Career Low Round:	63: 5 times, most recent 1999 Canon Greater Hartford Open/1
Birdies Average	3.83 (9)	Career Largest Paycheck:	\$270,000: 1999 Canon Greater Hartford Open/2
All-Around Ranking	438 (22)		



TOM KITE

EXEMPT STATUS: Winner, 1992 U.S. Open (through 2002)

FULL NAME: Thomas Oliver Kite, Jr.

HEIGHT: 5' 8"

BIRTHDATE: December 9, 1949

RESIDENCE: Austin, TX

FAMILY: Wife, Christy; Stephanie Lee (10/7/81), David Thomas and Paul Christopher (9/1/84)

COLLEGE: University of Texas

TURNED PROFESSIONAL: 1972

WEIGHT: 167

BIRTHPLACE: Austin, TX

SPECIAL INTERESTS: Landscaping

Q SCHOOL: Fall 1972

TOUR VICTORIES (19): 1976 IVB-Bicentennial Golf Classic. 1978 B.C. Open. 1981 American Motors-Inverrary Classic. 1982 Bay Hill Classic. 1983 Bing Crosby National Pro-Am. 1984 Doral-Eastern Open, Georgia-Pacific Atlanta Classic. 1985 MONY Tournament of Champions. 1986 Western Open. 1987 Kemper Open. 1989 Nestle Invitational, THE PLAYERS Championship, Nabisco Championships. 1990 Federal Express St. Jude Classic. 1991 Infiniti Tournament of Champions. 1992 BellSouth Classic, U.S. Open. 1993 Bob Hope Chrysler Classic, Nissan Los Angeles Open

INTERNATIONAL VICTORIES (3): 1974 Air New Zealand Open (Aus). 1980 European Open (Eur). 1996 Oki Pro-Am (Spain)

BEST 1999 FINISH: T17--Canon Greater Hartford Open

1999 SEASON: Missed 11 cuts in first 15 starts...at Canon Greater Hartford Open, rounds of 67-69-65-70 good for T17, his best finish since fifth at 1997 PGA Championship...opened 66-68 to trail by one stroke after first and second rounds of Buick Open...closed 72-75 for T40.

CAREER HIGHLIGHTS: Currently the PGA TOUR's third all-time leading money winner...was first in TOUR history to reach \$6 million, \$7 million, \$8 million and \$9 million in career earnings...led TOUR in career earnings from October 29, 1989 until August 27, 1995...of 19 PGA TOUR victories, most memorable was 1992 U.S. Open at Pebble Beach...even-par 72 in difficult Sunday conditions earned him two-stroke victory over Jeff Sluman...TOUR's leading money-winner in 1981 and 1989...won 1981 American Motors-Inverrary Classic by one over Jack Nicklaus...also had three seconds and three thirds during year...1989 included three victories...won Nestle Invitational and THE PLAYERS Championship in consecutive weeks...season-ending Nabisco Championships victory, in playoff over Payne Stewart, was worth \$450,000, his largest TOUR payday...from 1981 through 1993, won at least one tournament each year except 1988, and was runner-up three times that year...most recent victories came in 1993, when he captured Bob Hope Chrysler Classic and Nissan Los Angeles Open crowns...set TOUR record for most strokes under par in 90-hole event by shooting 35-under 325 at Hope...defeated Rick Fehr by six strokes...shot 73-66-67--206 for three-stroke victory at rain-shortened Riviera tournament...captain of the U.S. Ryder Cup Team in 1997...despite duties there, managed to finish second at Masters Tournament and fifth at PGA Championship--two of five top-10s...35th place on money list best since 1994...among his victories are two Tournament of Champions (1985, 1991); two BellSouth Classics (1984, 1992); and two at Bay Hill (1982, 1989)...closed 1996 with victories at Oki Pro-Am in Spain and Franklin Templeton Shark Shootout with Jay Haas...1981 GWA Player of the Year...1989 PGA of America Player of the Year...1979 Bob Jones Award recipient...1973 *Golf Digest* Rookie of the Year...winner of 1981 and 1982 Vardon Trophies...shared NCAA title with Ben Crenshaw in 1972...won 1981 JCPenny Classic with Beth Daniel and 1992 Shark Shootout with Davis Love III.

PERSONAL: Started playing golf at age six, won first tournament at 11...three of last four PGA TOUR victories have come on holidays--BellSouth Classic (Mother's Day), U.S. Open (Father's Day), Bob Hope Chrysler Classic (Valentines Day).

PGA TOUR CAREER SUMMARY					PLAYOFF RECORD: 6-4				
Year	Events Played	Cuts Made	1st	2nd	3rd	Top 10	Top 25	Earnings	Rank
1971(Am.)	1	1							
1972(Am.)	4	4					2		
1972	2	2						\$2,132	217
1973	34	32				2	15	\$51,219	55
1974	28	27			1	8	18	\$78,677	25
1975	26	21		1	1	9	14	\$87,046	18
1976	27	25	1			8	15	\$116,181	20
1977	29	27		1	3	7	16	\$125,204	14
1978	28	25	1	1	3	8	15	\$161,370	11

continued on page 2-13C

TOM KITE...continued

Year	Events Played	Cuts Made	1st	2nd	3rd	Top 10	Top 25	Earnings	Rank
1979	28	24			3	11	15	\$166,878	
1980	26	22		1		10	18	\$152,490	20
1981	26	26	1	3	3	21	24	\$375,699	1
1982	25	24	1	4	1	15	17	\$341,081	3
1983	25	21	1	2		8	16	\$257,066	9
1984	25	21	2	1		10	14	\$348,640	5
1985	24	21	1	1	1	6	11	\$258,793	14
1986	26	24	1	1	1	9	13	\$394,164	7
1987	24	21	1	2		11	18	\$525,516	8
1988	25	21		3	1	10	16	\$760,405	5
1989	23	23	3	1		10	14	\$1,395,278	1
1990	22	21	1		1	9	15	\$658,202	15
1991	25	19	1	1	1	4	9	\$396,580	39
1992	23	22	2	1	1	9	17	\$957,445	6
1993	20	14	2	2		8	10	\$887,811	8
1994	23	18		1	1	8	12	\$658,689	22
1995	25	21				1	4	\$178,580	104
1996	21	15		1		1	5	\$319,326	66
1997	22	15		1		5	8	\$631,252	35
1998	22	12					3	\$161,295	159
1999	21	7					1	\$85,630	200
Total	680	576	19	29	22	208	355	\$10,533,102	8

TOP TOURNAMENT SUMMARY

YEAR	71	72	74	75	76	77	78	79	80	81	82	83	84	85	86
Masters Tournament	T42	T27		T10	T5	T3	T18	5	T6	T5	T5	T2	T6	CUT	T2
U.S. Open		T19	T8			T27	T20		CUT	T20	29	T20	CUT	T3	T35
British Open Championship					T5		T2	T30	T27		CUT	T29	T22	T8	CUT
PGA Championship			T39	T33	T13	T13		T35	T20	T4	T9	T67	T34	T12	T26
THE PLAYERS Championship			T19	T40	T17		T28	T9	T31	DNS	T27	T27	T51	T64	T4

TOP TOURNAMENT SUMMARY (cont.)

YEAR	87	88	89	90	91	92	93	94	95	96	97	98	99
Masters Tournament	T24	44	T18	T14	56		CUT	4	CUT	CUT	2	38	
U.S. Open	T46	T36	T9	T56	T37	1	CUT	T33	T67	T82	T68	T43	T60
British Open Championship	T72	T20	T19	CUT	T44	T19	T14	T8	T58	T27	T10	T38	
PGA Championship	T10	T4	T34	T40	T52	T21	T56	T9	T54	CUT	5	CUT	CUT
THE PLAYERS Championship	T9	T11	1	T5	CUT	T35	CUT	T9	T43	CUT	CUT	T25	T77
THE TOUR Championship	T17	2	1	18		T13	T7	T22					

NATIONAL TEAMS: Walker Cup, 1971; Ryder Cup (7), 1979, 1981, 1983, 1985, 1987, 1989, 1993; Ryder Cup Captain 1997; U.S. vs. Japan (3), 1982, 1983, 1984; World Cup (2), 1984, 1985; Kirin Cup, 1987 (medalist); Dunhill Cup (4), 1989, 1990, 1992, 1994; Asahi Glass Four Tours, 1989

1999 PGA TOUR STATISTICS

Scoring Average	72.01 (157T)
Driving Distance	270.9 (102T)
Driving Accuracy Percentage	69.5 (80T)
Total Driving	182 (82T)
Greens in Regulation Pct.	66.2 (48T)
Putting Average	1.844 (188)
Sand Save Percentage	39.3 (185)
Eagles (Holes per)	522.0 (166)
Birdies Average	2.97 (167T)
All-Around Ranking	1,093 (170T)

MISCELLANEOUS STATISTICS

Scoring Average Before Cut	72.43 (167T)
Scoring Average 3rd Round	72.88 (175)
Scoring Average Final Round	73.71 (183)
Birdies Conversion %	24.9 (180T)
Par Breakers	16.7 (169)

1999 Low Round: 65: 2 times, most recent 1999 Buick Challenge/2
Career Low Round: 62: 4 times, most recent 1993 Bob Hope Chrysler Classic/5

Career Largest Paycheck: \$450,000: 1989 Nabisco Championship/1



GREG KRAFT

EXEMPT STATUS: 52nd on 1999 money list

FULL NAME: Gregory Thomas Kraft

HEIGHT: 5' 11"

BIRTHDATE: April 4, 1964

RESIDENCE: Clearwater, FL

FAMILY: Single

COLLEGE: University of Tampa

SPECIAL INTERESTS: Sports

TURNED PROFESSIONAL: 1986

WEIGHT: 180

BIRTHPLACE: Detroit, MI

Q SCHOOL: 1991, 92

BEST CAREER FINISH: 2--1993 Walt Disney World/ Oldsmobile Classic, 1994 Motorola Western Open, 1999 Doral-Ryder Open; T2--1999 MasterCard Colonial

BEST BUY.COM TOUR FINISH: T5--1991 Yuma Open, Gulf Coast Classic, Texarkana Open

BEST 1999 PGA TOUR FINISHES: 2--Doral-Ryder Open; T2--MasterCard Colonial; T6--Buick Challenge

1999 SEASON: For first time in his career recorded a pair of runner-up finishes in a single season...his second place Doral-Ryder Open and T2 at MasterCard Colonial matched career-best finishes...rounds of 68-67 produced two-stroke lead after 36 holes at Doral-Ryder Open...third-round 70 helped maintain lead by two and closing 71 produced third career runner-up finish, one stroke behind Steve Elkington...\$324,000 payday largest of career...held share of 54-hole lead at MasterCard Colonial after tying course record with third-round 61...closing 70 left him in five-way tie for second, one stroke behind Olin Browne...third top-10 of year came at Buick Challenge where rounds of 71-66-69-71 earned T6...shared first-round lead at AT&T Pebble Beach National Pro-Am after opening with 66...closed 72-79 for T39...had three-week stretch in spring when he did not fall out of top-20--T17 at Shell Houston Open, T12 at GTE Byron Nelson Classic and T2 at MasterCard Colonial.

CAREER HIGHLIGHTS: Won 1993 Deposit Guaranty Golf Classic when it was unofficial event in Hattiesburg, MS...birdied 72nd hole to defeat Morris Hatafsky and Tad Rhyen by one stroke...in 1996 recorded career-best five top-10 finishes-- Deposit Guaranty Golf Classic (T3), LaCantera Texas Open (T4), Shell Houston Open (T5), Quad City Classic (T9) and GTE Byron Nelson Classic (T10)...led by four through 54 holes at Deposit Guaranty Golf Classic, but 71 on Sunday dropped him into tie for third, three behind winner Willie Wood...in 1998, earned best finish since T4 at 1996 LaCantera Texas Open with T4 at United Airlines Hawaiian Open...stood T3, five strokes off John Huston's 54-hole lead, before closing 70 pushed him nine strokes back...in contention for three rounds at Motorola Western Open before final-round 75 placed him T5...held first-round lead after opening 67...followed with rounds of 70-66 to stand one off Vijay Singh's 54-hole lead...in field as sponsor's exemption when Lee Westwood and Darren Clarke withdrew Sunday prior to event...fired third-round course-record 65 in PGA Championship...opened 71-73...closed with another 73 for T23...finished 1993 as third-leading money-winner on TOUR among those out of 1992 Qualifying Tournament...recorded T6 at Freeport-McMoRan Classic...was 54-hole leader at English Turn, one stroke ahead of Payne Stewart and Russ Cochran...closed with 3-over-par 75 as Mike Standly claimed his first victory...finished T4 at B.C. Open, then second two weeks later at Walt Disney World/Oldsmobile Classic...closed 64-66 to finish three strokes behind Jeff Maggert, another first-time winner...had T6 at 1992 Kemper Open...birdied last two holes to make cut in 1992 Qualifying Tournament, then fired 5-under-par 31 on back side of TPC at The Woodlands to qualify for TOUR card.

PERSONAL: Interested in race cars of any kind, but hastens to add: "I'm not so interested that I would attempt to drive one anytime soon."

PGA TOUR CAREER SUMMARY						PLAYOFF RECORD: 0-0			
Year	Events Played	Cuts Made	1st	2nd	3rd	Top 10	Top 25	Earnings	Rank
1992	30	11				1	3	\$88,824	140
1993	24	13		1		4	5	\$290,581	60
1994	30	13			1	3	5	\$279,901	69
1995	35	15				1	7	\$137,655	139
1996	27	15			1	5	9	\$331,708	61
1997	35	18					5	\$152,109	139
1998	25	17				2	6	\$326,571	94
1999	28	19		2		3	6	\$810,777	52
Total	234	121		4	2	19	46	\$2,418,126	120

GREG KRAFT...continued

BUY.COM TOUR SUMMARY

Year	Events Played	Cuts Made	1st	2nd	3rd	Top 10	Top 25	Earnings	Rank
1990	9	4					2	\$2,575	154
1991	28	18				4	12	\$31,404	36
1992	1	1				1	1	\$3,031	162
1993	1	1				1	1	\$5,250	139
1998	2	1				1	1	\$3,947	167
Total	41	25				7	17	\$46,207	
COMBINED TOTAL MONEY:								\$2,464,333	

TOP TOURNAMENT SUMMARY

YEAR	94	95	96	97	98	99
U.S. Open				T68		T53
PGA Championship		T47	CUT	CUT	T23	T61
THE PLAYERS Championship	T78	CUT		CUT		T62


1999 PGA TOUR STATISTICS

Scoring Average	71.22	(89)
Driving Distance	267.1	(149)
Driving Accuracy Percentage	69.9	(74T)
Total Driving	223	(146)
Greens in Regulation Pct.	61.6	(159T)
Putting Average	1.776	(59T)
Sand Save Percentage	52.6	(71T)
Eagles (Holes per)	855.0	(181)
Birdies Average	3.31	(95T)
All-Around Ranking	877	(122)

MISCELLANEOUS STATISTICS

Scoring Average Before Cut	71.35	(80T)
Scoring Average 3rd Round	71.85	(132)
Scoring Average Final Round	72.21	(109)
Birdies Conversion %	29.8	(50T)
Par Breakers	18.5	(107T)

1999 Low Round: 61: 1999 MasterCard Colonial/3
 Career Low Round: 61: 1999 MasterCard Colonial/3
 Career Largest Paycheck: \$324,000: 1999 Doral-Ryder Open/2



FRANKLIN LANGHAM (LANG-um)

EXEMPT STATUS: 76th on 1999 money list

FULL NAME: James Franklin Langham

HEIGHT: 6' 1"

WEIGHT: 170

BIRTHDATE: May 8, 1968

BIRTHPLACE: Augusta, GA

RESIDENCE: Peachtree City, GA

FAMILY: Wife, Ashley; Parker (4/29/97); Henry Carson (7/7/99)

COLLEGE: University of Georgia (1991, Risk Management & Insurance)

SPECIAL INTERESTS: Hunting, fishing

TURNED PROFESSIONAL: 1992

Q SCHOOL: 1997

BEST CAREER FINISH: T2--1998 Deposit Guaranty Golf Classic.

BUY.COM TOUR VICTORIES (1): 1993 Permian Basin Open.

BEST 1999 PGA TOUR FINISHES: T3--National Car Rental Golf Classic at Walt Disney World Resort; T5--BellSouth Classic; T7--Touchstone Energy Tucson Open.

1999 SEASON: Best year for the third-year pro...had career highs in money earned and money list position...earned second career PGA TOUR top-10 finish at Touchstone Energy Tucson Open, where rounds of 70-68-71-70 produced T7...following week, shared first-round lead at Doral-Ryder Open after opening 67...closed 76-72-67 for T31...earned second top-10 of season at BellSouth Classic, where rounds of 69-67-68-70 produced T5...at time, \$95,000 payday was best of career...previous best was \$89,600 for T2 at 1998 Deposit Guaranty Golf Classic...third top-10 of season came at National Car Rental Golf Classic, where rounds of 67-67-68-72 produced T3 worth \$145,000, the most he has ever won in a tournament...low round of year was 7-under-par 65 in first round of Reno-Tahoe Open.

FRANKLIN LANGHAM...continued

CAREER HIGHLIGHTS: Played the BUY.COM TOUR from 1993-95 with a victory to his credit at the 1993 Permian Basin Open in Texas where he defeated Doug Martin in a playoff...his fourth place finish on the money list that year secured his playing privileges for 1996...finished 174th on the money list in 1996 with his best finish a T15 at the Freeport McDermott Classic in New Orleans...had no exempt status on the PGA TOUR or BUY.COM TOUR in 1997 but did play in 16 BUY.COM TOUR events that year with three top 10 finishes and \$27,550 in prize money...regained his TOUR card with a 6th place finish at the 1997 PGA TOUR Qualifying Tournament...in 1998 made 18 cuts, including in five of his last six starts that helped him secure a spot in the top 125...made a serious run at the winner's circle in mid-July at the Deposit Guaranty Classic in Mississippi...fired back-to-back 67s to move into a tie for fourth after two rounds...grabbed the lead with a birdie on the 16th hole on Saturday but immediately had a four-putt triple bogey to relinquish the lead and finish the day tied for third place after 54 holes...however, a front nine 31 on Sunday helped him get back into the picture and he battled eventual winner Fred Funk down the stretch before being undone by bogeys at 11, 13 and 17...finished in a three-way tie for second with Paul Goydos and Tim Loutstalot, two strokes back...won All-America honors in 1991 at the University of Georgia and was a member of the victorious 1991 U.S. Walker Cup team at Portmarnock G.C. in Dublin...some of his teammates were David Duval, Phil Mickelson and Jay Sigel.

PERSONAL: His wife, Ashley, has worked as his caddy in the past and she was president of the BUY.COM TOUR Wives Association when he was playing on that circuit...manned the 16th hole leaderboard at Masters Tournament when he was in high school.

PGA TOUR CAREER SUMMARY

PLAYOFF RECORD: 0-0

Year	Events Played	Cuts Made	1st	2nd	3rd	Top 10	Top 25	Earnings	Rank
1992	1								
1994	1								
1996	33	15					1	\$83,632	174
1997	1								
1998	30	18		1		1	4	\$248,412	117
1999	29	20			1	3	5	\$535,652	76
Total	95	53		1	1	4	10	\$867,695	264
BUY.COM TOUR									
1992	1								
1993	27	17	1			5	8	\$71,235	18
1994	25	11				3	4	\$27,957	55
1995	28	19		4	2	12	15	\$158,990	4
1997	16	10				3	6	\$27,550	73
1998	1	1					1	\$2,860	187
Total	98	58	1	4	2	23	34	\$288,592	
COMBINED TOTAL MONEY:								\$1,156,287	

TOP TOURNAMENT SUMMARY

YEAR 99

THE PLAYERS Championship T32

1999 PGA TOUR STATISTICS

Scoring Average	70.94 (64)
Driving Distance	270.5 (108)
Driving Accuracy Percentage	69.6 (78T)
Total Driving	186 (86T)
Greens in Regulation Pct.	64.5 (91T)
Putting Average	1.763 (28T)
Sand Save Percentage	54.5 (50)
Eagles (Holes per)	891.0 (182T)
Birdies Average	3.49 (52T)
All-Around Ranking	653 (69)

MISCELLANEOUS STATISTICS

Scoring Average Before Cut	70.93 (41T)
Scoring Average 3rd Round	71.22 (89)
Scoring Average Final Round	71.86 (84T)
Birdies Conversion %	30.1 (36T)
Par Breakers	19.5 (56T)

1999 Low Round: 65: 1999 The Reno-Tahoe Open/1
 Career Low Round: 64: 1996 Phoenix Open/1
 Career Largest Paycheck: \$145,000: 1999 National Car Rental Golf Classic/Disney/T3



PAUL LAWRIE

EXEMPT STATUS: Winner, 1999 British Open (through 2004)

FULL NAME: Paul Stewart Lawrie

HEIGHT: 5'11"

WEIGHT:

BIRTHDATE: January 1, 1969

BIRTHPLACE: Aberdeen, Scotland

RESIDENCE: Aberdeen, Scotland

FAMILY: Wife, Marian; Craig (5/1/95), Michael (12/25/98)

SPECIAL INTERESTS: Shooting, snooker

TURNED PROFESSIONAL: 1986 **JOINED TOUR:** 1999

TOUR VICTORIES (1): 1999 British Open

INTERNATIONAL VICTORIES (2): 1996 Open Catalonia, 1999 Qatar Masters

BEST 1999 FINISH: 1—British Open

BEST 1999 INTERNATIONAL FINISHES: 1—Qatar Masters; T7—Peugeot Open de Espana; T9—Algarve Portuguese Open; T10—Volvo Masters.

1999 SEASON: Defeated Jean Van de Velde and Justin Leonard in four-hole playoff to win British Open...earned \$546,805 for victory, which lifted him to 52nd on TOUR money list...final-round 67, matching low round of the tournament, forced playoff, which he won by birdieing final two holes...win lifted him to second on European Ryder Cup points list...10-stroke comeback was largest in major championship history...previous best was eight by Jackie Burke at 1956 Masters...second Scot to win British Open on Scottish soil, following Tommy Armour who also won at Carnoustie in 1931...Sandy Lyle was the last Scot prior to Lawrie to win the tournament, with a victory in 1985 at Royal St. George in England...jumped from 159th to 48th in Official World Golf Ranking for the biggest one-week improvement since John Daly climbed 114 places after winning 1991 PGA Championship...became first qualifier to win British Open since it began giving exemptions in 1963...6-over-290 was highest winning score in relation to par at a major championship since Hale Irwin won 1974 U.S. Open with 7-over-par 287...rounds of 67-68 brought share of 36-hole lead in World Golf Championships-NEC Invitational...in Feb. Won Qatar Masters on European Tour...finished 6th on European Tour Order of Merit.

CAREER HIGHLIGHTS: Member of European Tour since 1992...best year prior to 1999 was 1996 when he finished 21st on the Order of Merit and won the Open Catalonia...won 1992 UAP Under 25s Championship by eight strokes and the Scottish Brewers Championship on the European Challenge Tour...holed 3-iron at the 17th hole of the final round of the 1993 British Open to finish sixth.

PERSONAL: Bought a house and a secondhand Porsche 911 with his British Open winnings...worked as assistant professional at Banchory after leaving school at age 17.

PGA TOUR CAREER SUMMARY

PLAYOFF RECORD: 1-0

Year	Events Played	Cuts Made	1st	2nd	3rd	Top 10	Top 25	Earnings	Rank
1995	1	1						\$8,733	263
1996	1								
1998	1								
1999	4	4	1			1	2	\$562,234	72
Total	7	5	1			1	2	\$570,966	

1999 INTERNATIONAL SUMMARY

European Tour									
1999	21	14	1			4	11	\$410,586	

TOP TOURNAMENT SUMMARY

YEAR	95	96	98	99
British Open Championship	T58	CUT	CUT	1
PGA Championship				T34
WGC NEC Invitational				T21
WGC American Express Championship				T37

NATIONAL TEAMS: World Cup 1996, Dunhill Cup, 1999

PAUL LAWRIE...continued

1999 PGA TOUR STATISTICS

Scoring Average	69.93	(N/A)
Driving Distance	265.6	(N/A)
Driving Accuracy Percentage	57.1	(N/A)
Total Driving	1,998	(N/A)
Greens in Regulation Pct.	51.9	(N/A)
Putting Average	1.741	(N/A)
Sand Save Percentage	64.7	(N/A)
Birdies Average	2.92	(N/A)

MISCELLANEOUS STATISTICS

Scoring Average Before Cut	71.38	(N/A)
Scoring Average 3rd Round	74.50	(N/A)
Scoring Average Final Round	72.00	(N/A)
Birdies Conversion %	31.3	(N/A)
Par Breakers	16.2	(N/A)

1999 Low Round: 67: 2 times, most recent 1999 WGC NEC Invitational/1
 Career Low Round: 67: 2 times, most recent 1999 WGC NEC Invitational/1
 Career Largest Paycheck: \$546,805: 1999 British Open Championship/1



TOM LEHMAN (LAY-mun)

EXEMPT STATUS: Winner, 1996 British Open (through 2006)

FULL NAME: Thomas Edward Lehman

HEIGHT: 6' 2"

WEIGHT: 190

BIRTHDATE: March 7, 1959

BIRTHPLACE: Austin, MN

RESIDENCE: Scottsdale, AZ; plays out of Desert Mountain GC

FAMILY: Wife, Melissa; Rachael (5/30/90), Holly (8/13/92), Thomas Andrew (7/24/95)

COLLEGE: University of Minnesota

SPECIAL INTERESTS: Hunting, church activities

TURNED PROFESSIONAL: 1982

Q SCHOOL: 1983, 1984

TOUR VICTORIES (4): 1994 Memorial Tournament. 1995 Colonial National Invitation. 1996 British Open, THE TOUR Championship

INTERNATIONAL VICTORIES (2): 1993 Casio World Open (Jpn). 1997 Loch Lomond World Invitational (Eur)

BUY.COM TOUR VICTORIES (4): 1990 Reflection Ridge Open. 1991 Gulf Coast Classic, South Carolina Classic, Santa Rosa Open

BEST 1999 FINISHES: 2--Bay Hill Invitational, Greater Milwaukee Open; T2--FedEx St. Jude Classic, Buick Open; 5--Greater Greensboro Chrysler Classic

1999 SEASON: Made successful return to form from off-season shoulder surgery...on Nov. 30, 1998, doctors smoothed end of collarbone and removed bone spurs...made return to TOUR at World Golf Championships-Andersen Consulting Match Play Championship where he lost to Scott Verplank 3&1 in the first round...in third start back, opened Bay Hill Invitational with rounds of 69-68-66 to stand one off Tim Herron and Davis Love III's 54-hole lead...closing 71 produced tie with Herron, who birdied second extra hole to win their playoff...rounds of 69-68-69-69 produced second top-10 of season, fifth-place finish at Greater Greensboro Chrysler Classic...held share of first- and third-round leads at FedEx St. Jude Classic following rounds of 63-68-68...third consecutive 68 produced T2, two strokes behind Ted Tryba...finish came despite fact flu-like symptoms hit him Friday...rounds of 68-67-65-66 led to third runner-up placing of season, two strokes behind Carlos Franco at Greater Milwaukee Open...rounds of 67-69-64 produced four-stroke third-round lead at Buick Open...closing 71 left him in three-way tie for second, one stroke behind Tom Pernice, Jr. for his fourth runner-up finish of season...Captain's Choice for Ryder Cup team...had record of 2-1-0 at Brookline...along with Payne Stewart and Mark O'Meara, represented United States in Dunhill Cup...finished in top-30 of money list for sixth consecutive year.

CAREER HIGHLIGHTS: PGA TOUR Player of the Year in 1996...leading money-winner with then-record \$1,780,159...first victory that year came at British Open at Royal Lytham and St. Annes...after consecutive 67s, shared 36-hole lead with Paul McGinley...followed with a course-record 64 in third round to lead Nick Faldo by six strokes and his closing round 73 was enough for a two-stroke victory over Ernie Els and Mark McCumber...first American professional to win at that venue and the first since Bobby Jones in 1926...closed out year with dominant performance at TOUR Championship...after sharing first-round lead with Vijay Singh at 66, shot 67 to open a four-stroke margin after 36 holes...led by nine after bogey-free 64, eventually winning by six over Brad Faxon...\$40,000 first place check was largest of his career...failed to win in 1997 but came close twice...tied with Tiger Woods after 54 holes at the Mercedes Championship and after final round was cancelled, the two played off at the par-3 seventh hole...after hitting his tee shot in the water, Woods hit to inside of foot of hole and tapped in for victory...at U.S. Open, water at 71st hole kept him from chance at victory...finished third, two strokes behind Ernie Els...joined Bobby Jones as only player to lead U.S. Open after three rounds three straight years...with tie for fourth at 1997 MCI Classic, moved into first place on Official World Golf Ranking...only second player from U.S. to lead World Ranking at the time, following Fred Couples, who led for 15 weeks in 1992...relinquished spot the next week when Greg Norman was second at Spanish Open...best outing of 1998 came in March at THE PLAYERS Championship where rounds of 72-70-70-68 produced a T2 and a check for \$352,000...claimed a solo third place finish at the Buick Classic and was

TOM LEHMAN...continued

a T5 at the U.S. Open, his third straight top five finish in the event, despite roller coaster rounds of 68-75-68-75 at the Olympic Club...did not make the cut at the British Open after suffering a separated right shoulder just prior to the event while on a family outing in England...was attempting a handstand for his children when the mishap occurred and played with the injury the remainder of the year before undergoing surgery in November in the Los Angeles area...first served notice of things to come with breakthrough 1994 season that included his first TOUR victory at Memorial Tournament...four consecutive 67s produced tournament-record 268 and five-stroke victory over Greg Norman at the event...that win helped him secure first \$1 million season on TOUR...earlier that year was runner-up to Jose Maria Olazabal at Masters...earned second win at 1995 Colonial National Invitation...trailing Craig Perry by two strokes after opening 67-68-68...caught Perry with birdie at 12th hole and secured win with birdies on 17 and 18...opened that season with second place at United Airlines Hawaiian Open...after MCI Classic, missed a month of the season due to colon surgery...third at U.S. Open after sharing 54-hole lead with Greg Norman...after three lukewarm seasons on TOUR from 1983-85, played in Asia, South Africa and elsewhere for the rest of the 1980s...used Ben Hogan Tour (now BUY.COM TOUR) as road back to PGA TOUR...won once on the Hogan Tour in 1990 and three times in 1991 when he was that Tour's top money-winner and Player of the Year...In first year back on PGA TOUR in 1992 was 24th on money list with nine top 10 finishes, including T2 at Hardee's Golf Classic...tied for third at 1993 Masters...teamed with Duffy Waldorf to win back-to-back Diners Club titles in 1995-96...teamed with Fred Couples and Phil Mickelson to win 1997 Wendy's Three-Tour Challenge...member of the Ryder Cup teams in 1995, 1997 and 1999.

PERSONAL: Credits marriage with giving him focus to do well on TOUR...is host of Dayton's Challenge, annual charity event in Minneapolis that raises money for Children's Cancer Research Fund...brother, Jim Lehman, Jr., is his agent...Honorary Chairman for PGA of America's National Golf Day in 1997...his wife, Melissa, was enlisted as his caddy at 1998 Nissan Open when regular caddy Andy Martinez suffered two broken ribs in a pickup basketball game the night before the start of the event...went to a lighter carry bag instead of the heavier TOUR version.

PGA TOUR CAREER SUMMARY

PLAYOFF RECORD: 0-2

Year	Events Played	Cuts Made	1st	2nd	3rd	Top 10	Top 25	Earnings	Rank
1983	22	9					1	\$9,413	182
1984	26	9						\$9,382	184
1985	26	10					2	\$20,232	158
1986	2								
1987	1								
1990	1								
1992	29	25		1	1	9	15	\$579,093	24
1993	27	20			1	6	12	\$422,761	33
1994	23	21	1	1	1	9	15	\$1,031,144	4
1995	18	16	1			5	12	\$830,231	15
1996	22	20	2	2	1	13	19	\$1,780,159	1
1997	21	18	1	1	1	9	14	\$960,584	19
1998	23	18	1		1	5	12	\$1,033,673	25
1999	23	19		4		5	9	\$1,435,564	24
Total	264	185	4	11	7	61	111	\$8,112,237	18
BUY.COM TOUR									
1990	19	12	1			5	8	\$41,338	17
1991	28	27	3	3		11	24	\$141,934	1
Total	47	39	4	3		16	32	\$183,272	
COMBINED TOTAL MONEY:								\$8,295,509	

TOP TOURNAMENT SUMMARY

YEAR	86	87	90	92	93	94	95	96	97	98	99
Masters Tournament					T3	2	40	T18	T12	CUT	T31
U.S. Open		CUT	CUT	CUT	T6	T19	T33	3	T2	3	T5
British Open Championship					T59	T24		1	T24	CUT	CUT
PGA Championship					CUT	T39	CUT	T14	T10	T29	T34
THE PLAYERS Championship				T13	T11	CUT	T14	T8	6	T2	CUT
THE TOUR Championship				T13		28	12	1	T15	15	T15
WGC Andersen Consulting Match Play											T33
WGC NEC Invitational											T15
WGC American Express Championship											T25

NATIONAL TEAMS: The Presidents Cup (2), 1994, 1996; Ryder Cup (3), 1995, 1997, 1999; World Cup, 1996; Dunhill Cup, 1999

1999 PGA TOUR STATISTICS

Scoring Average	70.14	(15)
Driving Distance	275.6	(61)
Driving Accuracy Percentage	67.9	(107T)
Total Driving	168	(60T)
Greens in Regulation Pct.	68.4	(14T)
Putting Average	1.791	(107T)
Sand Save Percentage	53.2	(63T)
Eagles (Holes per)	234.0	(70T)
Birdies Average	3.23	(116T)
All-Around Ranking	553	(44)

MISCELLANEOUS STATISTICS

Scoring Average Before Cut	70.61	(24T)
Scoring Average 3rd Round	69.89	(9)
Scoring Average Final Round	72.28	(117)
Birdies Conversion %	26.3	(163T)
Par Breakers	18.4	(111T)

1999 Low Round: 63; 1999 FedEx St. Jude Classic/1
 Career Low Round: 63; 3 times, most recent 1999 FedEx St. Jude Classic/1
 Career Largest Paycheck: \$540,000; 1996 THE TOUR Championship/1



JUSTIN LEONARD

EXEMPT STATUS: Winner, 1997 British Open (through 2007)
FULL NAME: Justin Charles Garret Leonard
HEIGHT: 5' 9" **WEIGHT:** 160
BIRTHDATE: June 15, 1972 **BIRTHPLACE:** Dallas, TX
RESIDENCE: Dallas, TX; plays out of Kiawah Island, SC
FAMILY: Single
COLLEGE: University of Texas (1994, Business)
SPECIAL INTEREST: Fishing
TURNED PROFESSIONAL: 1994 **JOINED TOUR:** 1994

TOUR VICTORIES (4): 1996 Buick Open. 1997 Kemper Open, British Open Championship. 1998 THE PLAYERS Championship

BEST 1999 FINISHES: 2--Phoenix Open; T2--British Open Championship; T3--Canon Greater Hartford Open, Bell Canadian Open; T4--AT&T Pebble Beach National Pro-Am; T5--Mercedes Championships; T7--Memorial Tournament.

1999 SEASON: Though he didn't record a victory for first time in three years, still earned a career-high \$2,020,991...ranked in top-10 of money list for third consecutive year...posted top-10 finishes in his first three starts...rounds of 68-72-68-69 produced Mercedes Championships T5...opening 67 gave him one-stroke lead at Phoenix Open...stood seven strokes behind Rocco Mediate, in three-way tie for third, after 54 holes...closing 66 brought him to within two strokes of first place...posted third top-10 finish at AT&T Pebble Beach National Pro-Am, where rounds of 70-72-68 produced T4...68 matched final-round low...in June, earned fourth top-10 of season at Memorial Tournament, where rounds of 68-69-74-70 produced T7...nearly won his second British Open in July...rounds of 73-74-71-72 produced three-way tie with Paul Lawrie and Jean Van de Velde...Lawrie won playoff by birdieing last two playoff holes...two weeks later, finished T3 at Canon Greater Hartford Open after rounds of 64-67-68-67...also finished T3 at Bell Canadian Open with a second-round 5-under-par 67 his key round...member of his second Ryder Cup team...his 45-foot putt on 17th hole of The Country Club during Sunday singles match with Jose Maria Olazabal earned decisive half point that regained Ryder Cup for U.S....won four consecutive holes (12-15) to square match and set up his 17th-hole heroics...1999 Ryder Cup record was 0-1-3...ranked fourth on TOUR in Scoring Average with 69.59 and fifth in Sand Saves with 61.9%.

CAREER HIGHLIGHTS: Won first major championship at 1997 British Open...after opening with 67 in blustery conditions at Royal Troon, trailed Jim Furyk and Darren Clarke by two strokes...remained two back after second-round 66, but fell five behind Jesper Parnevik after three rounds...closing 65 was only round in 60s by a player who began round under par...won by three strokes over Parnevik and Clarke...at age 25, was youngest British Open champion since Seve Ballesteros won in 1979 at 22...nearly earned second major title at PGA Championship...shared third-round lead with Davis Love III after course-record 65 and stood seven strokes in front of next-closest rival...closing 71 left him alone in second, five strokes behind Love...in 1998 won a tournament for third year in a row and earned personal-best \$1,671,823 to finish eighth on money list...nabbed one of the year's biggest prizes in March, when he came from five strokes back to overtake Lee Janzen on the final day at THE PLAYERS Championship...opened with a 72 and followed with rounds of 69-67 before firing a 5-under-par 67 Sunday for a two-stroke victory over Tom Lehman and Glen Day...victory was worth \$720,000, largest payday of his career, which propelled him to top of money list with \$946,963 at that time...remained the money-list leader until David Duval won the Shell Houston Open in early May...five-stroke comeback was largest ever on Stadium Course at TPC at Sawgrass and was one shy of Raymond Floyd's tournament record established in 1981 at Sawgrass CC...first PGA TOUR victory came in third season at 1996 Buick Open...shot 65-64-69 to lead by one after 54 holes...closed with 68 to win by five strokes over Chip Beck...became first player since Mark Calcavecchia at 1992 Phoenix Open to win tournament in which he had hole-in-one...first victory nearly came earlier that year at Phoenix Open...shot 67-66-67-69-269 to finish in tie with Phil Mickelson...Mickelson birdied third extra hole for win...runner-up twice in 1995...was one stroke shy of Billy Mayfair at Motorola Western Open and finished second to Duffy Waldorf at LaCantera Texas Open...finish vaulted him to first TOUR championship appearance...played in eight TOUR events as an amateur, making five cuts...earned TOUR privileges without making trip to Qualifying Tournament by finishing third at 1994 Anheuser-Busch Golf Classic, his third professional start...was 126th on 1994 money list...played in 1996 and 1998 Presidents Cup Matches and 1997 and 1999 Ryder Cup Matches...member of winning 1993 U.S. Walker Cup team...only golfer in Southwest Conference history to win four consecutive conference championships...All-American at University of Texas in 1993-94...winner of 1994 Dave Williams Award...1992 U.S. Amateur champion.

PERSONAL: Family is actively involved in his career...mother handles travel arrangements, father does his finances and sister takes care of some of his public relations responsibilities.

JUSTIN LEONARD...continued

PGA TOUR CAREER SUMMARY

PLAYOFF RECORD: 0-2

Year	Events Played	Cuts Made	1st	2nd	3rd	Top 10	Top 25	Earnings	Rank
1993(Am.)	7	5				1	2		
1994	13	5			1	2	4	\$140,413	126
1995	31	25		2		7	13	\$748,793	22
1996	29	23	1	1		8	13	\$943,140	11
1997	29	25	2	1	1	8	13	\$1,587,531	5
1998	28	22	1	2		8	13	\$1,671,823	8
1999	28	26		2	2	7	25	\$2,020,991	8
Total	165	131	4	8	4	40	82	\$7,112,692	29

TOP TOURNAMENT SUMMARY

YEAR	93	95	96	97	98	99
Masters Tournament	CUT		T27	T7	T8	T18
U.S. Open	T68		T50	T36	T40	T15
British Open Championship	CUT	T58	CUT	1	T57	T2
PGA Championship		T8	T5	2	CUT	CUT
THE PLAYERS Championship		T34	T65	T37	1	T23
THE TOUR Championship		T7	T6	T8	T5	T12
WGC Andersen Consulting Match Play						T17
WGC NEC Invitational						20
WGC American Express Championship						T11

NATIONAL TEAMS: U.S. World Amateur, 1992; Walker Cup, 1993; The Presidents Cup (2), 1996, 1998; Ryder Cup (2), 1997, 1999; Dunhill Cup, 1997; World Cup, 1997


1999 PGA TOUR STATISTICS

Scoring Average	69.59	(4)
Driving Distance	271.2	(101)
Driving Accuracy Percentage	71.4	(47T)
Total Driving	148	(35)
Greens in Regulation Pct.	67.4	(24T)
Putting Average	1.756	(17)
Sand Save Percentage	61.9	(5)
Eagles (Holes per)	450.0	(152)
Birdies Average	3.64	(24T)
All-Around Ranking	374	(11)

MISCELLANEOUS STATISTICS

Scoring Average Before Cut	70.16	(9)
Scoring Average 3rd Round	70.32	(21)
Scoring Average Final Round	70.72	(13T)
Birdies Conversion %	30.0	(40T)
Par Breakers	20.4	(29T)

1999 Low Round: 63: 1999 GTE Byron Nelson Classic/1
 Career Low Round: 63: 1999 GTE Byron Nelson Classic/1
 Career Largest Paycheck: \$720,000: 1998 THE PLAYERS Championship/



J.L. LEWIS

EXEMPT STATUS: 1999 tournament winner (through 2001)

FULL NAME: John L. Lewis

HEIGHT: 6' 3"

WEIGHT: 215

BIRTHDATE: July 18, 1960

BIRTHPLACE: Emporia, KS

RESIDENCE: Horseshoe Bay, TX: plays out of Horseshoe Bay Resort

FAMILY: Wife, Dawn; Cole (5/12/84), Sherry (4/30/87)

COLLEGE: Southwest Texas State University

SPECIAL INTERESTS: Family, basketball

TURNED PROFESSIONAL: 1984

PGA TOUR VICTORIES (1): 1999 John Deere Classic.

BEST BUY.COM TOUR FINISH: 2--1997 Colorado Classic, San Jose Open, 1998 Upstate Classic.

BEST 1999 PGA TOUR FINISHES: 1--John Deere Classic; T9--Greater Greensboro Chrysler Classic.

1999 SEASON: Broke through to earn first PGA TOUR title after 113 events at the John Deere Classic...rounds of 66-65-65 produced playoff with Mike Brisky...birdied 72nd hole to force playoff, then birdied fifth playoff hole to earn \$360,000...holed bunker shot on second playoff hole (No. 16) for birdie...Brisky birdied from 12 feet to match

J.L. LEWIS...continued

him...best previous finish was fourth at 1998 Buick Challenge...was 12th first-time winner at Oakwood CC...earlier in season, rounds of 70-65-74-69 produced Greater Greensboro Chrysler Classic T9...\$622,883 he earned in 1999 was more than he had earned in his career on the PGA TOUR and BUY.COM TOUR combined...his 10 eagles made were the 12th most made on PGA TOUR last year...won Honda Invitational in Guadalajara, Mexico in November.

CAREER HIGHLIGHTS: Returned to the PGA TOUR in 1998 after prior membership in 1989 and 1995... promptly finished 104th on the final money list, his first ever in the top 125...posted a pair of top 10 finishes...the first came in his third start of the year at the Buick Invitational where he finished T6, a career best at that time...topped that later in the year when he was a solo fourth at the Buick Challenge at Callaway Gardens...fired rounds of 66-69-66-68 and won then career-best \$72,000 that helped solidify his spot in the top 125...played the BUY.COM TOUR full-time in 1997 and finished seventh on the final money list thanks in part to a third place effort at the BUY.COM TOUR Championship...set a Grand National Lake Course record in the third round when he fired a 6-under-par 66...posted runner-up finishes in back-to-back weeks in September...second by one to Pat Bates at the Colorado Classic and the following week was among four other players that finished two strokes behind R.W. Eaks at the San Jose Open...The \$36,940 he earned in those two events improved his position on the money list from 27th to 14th...had a string of 21 straight par-or-better rounds during the 1997 season...was first-round leader at 1995 Freeport McMoran Classic after 8-under-par 64 and was one back after 36 before finishing T44...member of winning 1994 PGA Cup team...four-time Player of the Year in South Texas Section of PGA...member of 1983 NCAA Division II championship team...first team All-America in high school.

PERSONAL: Named to the 1978 All-State high school basketball team and earned golf scholarship to Emporia State (KS) University...later transferred to SW Texas State on a golf scholarship; finished second in individual play that year...wife, Dawn, caddied for him most of 1997...worked as club pro at Forest Creek GC in Round Rock, TX for three years before giving TOUR golf another shot.

PGA TOUR CAREER SUMMARY

PLAYOFF RECORD: 1-0

Year	Events Played	Cuts Made	1st	2nd	3rd	Top 10	Top 25	Earnings	Rank
1985	1								
1989	21	4						\$9,087	214
1992	2								
1993	3	2						\$5,965	261
1994	3	2						\$3,299	291
1995	28	13					1	\$59,750	190
1996	3	2					1	\$26,118	228
1998	32	15				2	6	\$287,753	104
1999	31	17	1			2	6	\$622,883	66
Total	124	55	1			4	14	\$1,014,856	249
BUY.COM TOUR									
1990	1	1						\$710	245
1991	1								
1992	1	1						\$913	239
1993	9	4					1	\$3,565	156
1994	3	1						\$315	297
1995	3	3			1	1	1	\$18,070	92
1996	3	2				1	1	\$10,673	120
1997	28	21		2	2	6	15	\$119,829	7
1998	3	2		1		2	2	\$31,819	69
1999	1								
Total	53	35		3	3	10	20	\$185,893	
COMBINED TOTAL MONEY:								\$1,200,749	

TOP TOURNAMENT SUMMARY

YEAR	93	94	96	99
U.S. Open			T40	
PGA Championship	CUT	CUT		T21
THE PLAYERS Championship				CUT

1999 PGA TOUR STATISTICS

Scoring Average	71.57	(125T)
Driving Distance	279.5	(31T)
Driving Accuracy Percentage	67.6	(112)
Total Driving	143	(30T)
Greens in Regulation Pct.	65.9	(55T)
Putting Average	1.822	(172T)
Sand Save Percentage	50.0	(109T)
Eagles (Holes per)	171.0	(30)
Birdies Average	3.20	(130)
All-Around Ranking	764	(98)

MISCELLANEOUS STATISTICS

Scoring Average Before Cut	71.78	(117T)
Scoring Average 3rd Round	71.33	(95T)
Scoring Average Final Round	72.35	(123)
Birdies Conversion %	27.0	(150T)
Par Breakers	18.4	(111T)

1999 Low Round: 65: 5 times, most recent 1999 John Deere Classic/4
 Career Low Round: 63: 1998 Greater Milwaukee Open/2
 Career Largest Paycheck: \$360,000: 1999 John Deere Classic/1



FRANK LICKLITER

EXEMPT STATUS: 44th on 1999 money list
FULL NAME: Franklin Ray Lickliter II
HEIGHT: 6' 1" **WEIGHT:** 200
BIRTHDATE: July 28, 1969 **BIRTHPLACE:** Middletown, OH
RESIDENCE: Ponte Vedra Beach, FL
FAMILY: Engaged (Diane Owen)
COLLEGE: Wright State University (1991, Sociology)
SPECIAL INTERESTS: Fishing, hunting, off-road discovering in his Humvee
TURNED PROFESSIONAL: 1991 **Q SCHOOL:** 1995, 1996

BEST CAREER FINISH: 2-- 1999 AT&T Pebble Beach National Pro-Am.

BUY.COM TOUR VICTORIES (1): 1995 Boise Open

BEST 1999 FINISHES: 2--AT&T Pebble Beach National Pro-Am; T9--Nissan Open; T10--Shell Houston Open, FedEx St. Jude Classic.

1999 SEASON: Continued trend that has seen him improve his earnings and money list position in each of his first four seasons on the PGA TOUR...earned best TOUR finish at AT&T Pebble Beach National Pro-Am, where rounds of 68-68-71 produced a second-place finish, one stroke behind Payne Stewart in the rain-shortened event...stood three back of Stewart after 36 holes...earned second top-10 at Nissan Open, where rounds of 71-68-66-70 produced T9...after rounds of 71-68-69 stood T3 at Shell Houston Open, three strokes behind 54-hole leader Hal Sutton...before posting a T10 finish...part of five-way tie for first-round lead at COMPAQ Classic of New Orleans after opening with 65...closed 70-71-72 for T28...rounds of 65-71-66-69 produced FedEx St. Jude Classic T10.

CAREER HIGHLIGHTS: Made first appearance in top 125 in 1997...got off to a slow start but three top-10 finishes in second half of season helped him retain his playing privileges for 1998...began turnaround at Quad City Classic...posted a third-round 63, his low round of the season, and trailed David Toms and Brad Fabel by one stroke...tied for fifth after closing 68...was T8 at Greater Milwaukee Open with final round 66 and also entered final round of Bell Canadian Open two strokes behind leader Steve Jones, then shot closing 70 for a T4 to earn check for \$66,000...1998 was breakthrough season with five top-10 finishes and over \$600,000 in earnings...turned in a good stretch of golf in a two-month span from mid-June to mid-August highlighted by his T4 at the PGA Championship at Sahalee Country Club near Seattle...first joined PGA TOUR in 1996 after tying for 20th at Qualifying Tournament...lone top-10 finish his rookie season was a seventh at the BellSouth Classic...contended at Greater Milwaukee Open in 1996 with third-round 64 before finishing T12...had opening-round 63 to share lead at Walt Disney/World Oldsmobile Classic...finished T51...returned to Q-School after finishing 138th on 1996 money list but regained TOUR card with 36th-place finish...played the BUY.COM TOUR full-time in 1995 and was 15th on the money list, including victory at Boise Open by one stroke over Craig Kanada and Kevin Burton.

PERSONAL: One of his biggest thrills in golf was making a double eagle while playing with former major league baseball player Chris Sabo...drives a HumVee.

PGA TOUR CAREER SUMMARY

PLAYOFF RECORD: 0-0

Year	Events Played	Cuts Made	1st	2nd	3rd	Top 10	Top 25	Earnings	Rank
1994	1								
1996	29	15				1	4	\$138,847	138
1997	30	14				3	5	\$221,049	107
1998	32	22				5	12	\$600,847	45
1999	31	23		1		4	12	\$872,422	44
Total	123	74		1		13	33	\$1,833,165	162
BUY.COM TOUR									
1993	4	2					1	\$2,404	174
1994	4	2					1	\$3,920	151
1995	27	18	1		2	5	10	\$102,227	15
1996	1								
Total	36	22	1		2	5	12	\$108,551	
COMBINED TOTAL MONEY:								\$1,941,716	

TOP TOURNAMENT SUMMARY

YEAR	94	96	97	98	99
Masters Tournament					CUT
U.S. Open	CUT	T67	CUT	T18	
PGA Championship				T4	CUT
THE PLAYERS Championship				CUT	T23

FRANK LICKLITER...continued


1999 PGA TOUR STATISTICS

Scoring Average	70.63	(41)
Driving Distance	267.8	(142T)
Driving Accuracy Percentage	73.7	(21T)
Total Driving	163	(50T)
Greens in Regulation Pct.	65.3	(68T)
Putting Average	1.730	(3)
Sand Save Percentage	51.2	(94)
Eagles (Holes per)	187.2	(40)
Birdies Average	3.88	(7)
All-Around Ranking	416	(18)

MISCELLANEOUS STATISTICS

Scoring Average Before Cut	70.22	(10)
Scoring Average 3rd Round	70.82	(49T)
Scoring Average Final Round	71.86	(84T)
Birdies Conversion %	33.0	(6T)
Par Breakers	22.1	(5T)

1999 Low Round: 64: 1999 Las Vegas Invitational/1
 Career Low Round: 63: 2 times, most recent 1997 Quad City Classic/3
 Career Largest Paycheck: \$302,400: 1999 AT&T Pebble Beach National Pro-Am/2



BRUCE LIETZKE

EXEMPT STATUS: Top 50 on PGA TOUR career money list

FULL NAME: Bruce Alan Lietzke

HEIGHT: 6' 2"

WEIGHT: 195

BIRTHDATE: July 18, 1951

BIRTHPLACE: Kansas City, MO

RESIDENCE: Dallas, TX

FAMILY: Wife, Rosemarie; Stephen Taylor (10/5/83), Christine (10/11/85)

COLLEGE: University of Houston

SPECIAL INTERESTS: Serious fishing, racing cars

TURNED PROFESSIONAL: 1974 **Q SCHOOL:** 1975

PGA TOUR VICTORIES (13): 1977 Joe Garagiola-Tucson Open, Hawaiian Open. 1978 Canadian Open. 1979 Joe Garagiola-Tucson Open. 1980 Colonial National Invitation. 1981 Bob Hope Desert Classic, Wickes-Andy Williams San Diego Open, Byron Nelson Classic. 1982 Canadian Open. 1984 Honda Classic. 1988 GTE Byron Nelson Classic. 1992 Southwestern Bell Colonial. 1994 Las Vegas Invitational.

BEST 1999 FINISH: T27--Shell Houston Open

1999 SEASON: Is playing in 2000 under a one-time exemption as one of the top-50 career money leaders...played in only nine tournaments last, with four cuts made...showed up on first tee at Shell Houston Open following six-week layoff and shot 69...ultimately finished T27, his best placing of the year...Houston finish was fourth consecutive cut made...served as assistant to Ben Crenshaw for 1999 Ryder Cup Matches.

CAREER HIGHLIGHTS: Winner of 13 events in his 24-year PGA TOUR career, including three in 1981, when he was fourth on the money list...held at least a share of the lead after each round of the Bob Hope Desert Classic in defeating Jerry Pate by two strokes...two weeks later, bested Raymond Floyd and Tom Jenkins in playoff at Wickes-Andy Williams San Diego Open...defeated Tom Watson in playoff for title at Byron Nelson Classic...first TOUR win came in playoff over Gene Littler at 1977 Joe Garagiola Tucson Open and added second victory that year at Hawaiian Open three weeks later...has won four tournaments twice — Colonial (1980,1992), Byron Nelson (1981, 1988), Tucson (1977, 1979) and Canadian Open (1978, 1982...nearly claimed third Byron Nelson title in 1992, losing playoff to Billy Ray Brown, and third Canadian Open, losing playoff to Greg Norman the same year...most recent victory came at 1994 Las Vegas Invitational...closing 65 defeated hometown product Robert Gamez by one stroke...with victory, earned berth in 1995 Mercedes Championship, where he lost to Steve Elkington in a playoff...played a limited schedule of TOUR events in 1998, making just 10 starts, one more than he made in 1997...made just six cuts but made the most of those...finished 79th on the final money list with \$377,188, his highest money total since 1994...his first start of the year at Bob Hope Chrysler Classic was his finest...had chance to claim first win since 1994 but lost his one-stroke lead at the final hole when he missed a 15-foot birdie putt and Fred Couples converted a birdie opportunity to force a playoff...lost on the first extra hole when Couples again birdied the 18th hole...was only player in field at all three tournaments at which a player shot a 59 — 1977 Danny Thomas Memphis Classic (Al Geiberger), 1991 Las Vegas Invitational (Chip Beck) and 1999 Bob Hope Chrysler Classic (David Duval).

PERSONAL: Playing schedule is envy of many on TOUR...hasn't played more than 20 events since 1989...schedule generally includes summer-long hiatus to spend time with family and help coach children's teams.

BRUCE LIETZKE...continued

PGA TOUR CAREER SUMMARY										PLAYOFF RECORD: 6-6	
Year	Events Played	Cuts Made	1st	2nd	3rd	Top 10	Top 25	Earnings	Rank		
1975	8	8				5	6	\$30,780	74		
1976	25	25			2	6	13	\$69,230	39		
1977	25	25	2	2		7	18	\$202,156	5		
1978	19	19	1	1		7	11	\$113,905	18		
1979	23	23	1	2		10	17	\$198,439	8		
1980	24	19	1	1		6	15	\$163,884	16		
1981	24	22	3		1	13	18	\$343,446	4		
1982	24	21	1	1		6	14	\$217,447	14		
1983	20	18			2	6	11	\$153,255	32		
1984	21	18	1	3	1	7	12	\$342,853	6		
1985	18	13				5	9	\$136,992	59		
1986	22	20				5	10	\$183,761	47		
1987	21	15				2	9	\$154,383	68		
1988	25	20	1	2	1	10	12	\$500,815	19		
1989	20	18				3	9	\$305,987	36		
1990	18	16			3	4	11	\$329,294	41		
1991	19	16		1	1	7	13	\$566,272	19		
1992	18	17	1	2		7	12	\$703,805	16		
1993	16	10				2	4	\$163,241	101		
1994	18	13	1			4	10	\$564,926	28		
1995	16	12		1		2	5	\$269,394	70		
1996	16	10				1	4	\$122,941	150		
1997	9	7					1	\$42,880	212		
1998	10	6		1		1	3	\$377,188	79		
1999	9	4						\$59,487	221		
Total	494	395	13	19	13	126	247	\$6,316,759	38		

TOP TOURNAMENT SUMMARY

YEAR	76	77	78	79	80	81	82	83	84	85	86	87	88	89	90
Masters Tournament		T28		6	CUT	T11	T20	T42	T33	T6	T31	49		T34	
U.S. Open	T47	T19	T20	T41	T37	T17	CUT	CUT		T31					
PGA Championship	T38	T15	62	T16	T30	T4	T16	T6	T65	T18	T5	T28	T62	T46	CUT
THE PLAYERS Championship		T40			T24	T4	4	T3	T12	T7	T40	CUT	CUT	3	T11
THE TOUR Championship													T8		

TOP TOURNAMENT SUMMARY (cont.)

YEAR	91	92	93	94	95	96	98	99
Masters Tournament		T13	T31		T31			
PGA Championship	2	T73	CUT		T23			
THE PLAYERS Championship	T6	T46	T28	CUT	T43	CUT	T13	T32
THE TOUR Championship	4	T20		T10				


1999 PGA TOUR STATISTICS

Scoring Average	72.32 (N/A)
Driving Distance	271.0 (N/A)
Driving Accuracy Percentage	73.1 (N/A)
Total Driving	1,998 (N/A)
Greens in Regulation Pct.	63.8 (N/A)
Putting Average	1.835 (N/A)
Sand Save Percentage	36.5 (N/A)
Birdies Average	2.86 (N/A)

MISCELLANEOUS STATISTICS

Scoring Average Before Cut	72.43 (N/A)
Scoring Average 3rd Round	73.50 (N/A)
Scoring Average Final Round	71.75 (N/A)
Birdies Conversion %	24.9 (N/A)
Par Breakers	15.9 (N/A)

1999 Low Round: 68: 2 times, most recent 1999 THE PLAYERS Championship/2
 Career Low Round: 62: 2 times, most recent 1998 Bob Hope Chrysler Classic/4
 Career Largest Paycheck: \$270,000: 1994 Las Vegas Invitational/1



DAVIS LOVE III

EXEMPT STATUS: Winner, 1997 PGA Championship (through 2007)

FULL NAME: Davis Milton Love III

HEIGHT: 6' 3"

BIRTHDATE: April 13, 1964

RESIDENCE: Sea Island, GA; plays out of Sea Island

FAMILY: Wife, Robin; Alexia (6/5/88), Davis IV (12/4/93)

COLLEGE: University of North Carolina

SPECIAL INTERESTS: Fishing, reading novels, hunting, golf course architecture

TURNED PROFESSIONAL: 1985

WEIGHT: 175

BIRTHPLACE: Charlotte, NC

Q SCHOOL: 1985

TOUR VICTORIES (13): 1987 MCI Heritage Classic. 1990 The International. 1991 MCI Heritage Classic. 1992 THE PLAYERS Championship, MCI Heritage Classic, Kmart Greater Greensboro Open. 1993 Infiniti Tournament of Champions, Las Vegas Invitational. 1995 Freeport-McMoRan Classic. 1996 Buick Invitational. 1997 PGA Championship, Buick Challenge. 1998 MCI Classic

INTERNATIONAL VICTORIES (1): 1995 World Cup (Indiv.). 1998 Chunichi Crowns (Jpn.)

BEST 1999 FINISHES: 2--Masters Tournament, THE TOUR Championship; T2--Sony Open in Hawaii, Nissan Open; 3--Bay Hill Invitational; T3--Buick Challenge; T7--BellSouth Classic, British Open Championship; 8--Mercedes Championships; T10--AT&T Pebble Beach National Pro-Am, THE PLAYERS Championship, FedEx St. Jude Classic, WGC NEC Invitational.

1999 SEASON: Though he went without a victory for the first time in four years, the 1999 season would have to be considered a success...finished third on money list with career-high \$2,475,328...13 top-10 finishes included four runner-up placings...third-round 63 moved him into second place at Sony Open in Hawaii, one stroke behind Tommy Tolles...closing 70 made him part of five-way tie for second, two strokes behind Jeff Sluman...earned his fourth top-10 of year at Nissan Open, where rounds of 69-65-68-70 brought three-man T2...shared first-round lead at Masters after opening with 69...followed with rounds of 72-70-71 for second-place finish worth \$432,000...it was his eighth top-10 finish in his first 10 events of 1999...the next week, had to withdraw after three rounds of MCI Classic due to sore back...had been told to take week off but, as defending champion, wanted to play...in first tournament back, finished T11 at MasterCard Colonial...ailment diagnosed as recurring problem with lower back disk...advised by doctors to take at least two weeks off between World Golf Championships-NEC Invitational and Ryder Cup to recover from pinched nerve in back...injury first flared at Sprint International...went 19 days without touching club...pinched nerve caused pain in shoulder and back and numbness in fingers...member of victorious United States Ryder Cup team, where he posted a 1-0-3 record...shot 7-under-par 64 to lead by one after 18 holes of THE TOUR Championship...with 27 holes played on Thursday, led by one over Tiger Woods at 7-under-par 99...shared 36-hole lead with Woods at 9-under-par 133...with 27 holes again played on Saturday, completed 54 holes at 7-under-par 206.

CAREER HIGHLIGHTS: Earned first major championship at 1997 PGA Championship at Winged Foot CC...rounds of 66-71-66-66 gave him five-stroke victory over Justin Leonard...the victory helped him establish career high for earnings with \$1,635,953...heading into 1999, has been in top 20 in 10 of his last 16 majors...earned second victory of 1997 at the Buick Challenge where, after setting the 54-hole record at 189, he was a four-stroke winner over Stewart Cink...came close to making it three wins, as well as winning the money title, at THE TOUR Championship...tied with Bill Glasson, Brad Faxon and David Duval after 54 holes, he shot final-round 70 to finish third in tournament and on money list...tied for lead in top-10 finishes with Jim Furyk with 13...won second Lincoln-Mercury Kapalua International by three strokes and was one-stroke runner-up to Nick Price at Million Dollar Challenge...first of five \$1 million seasons came in 1992, when he won three times in a five-week stretch...at THE PLAYERS Championship, came from three strokes off the pace with closing 67 for four-stroke victory...won third MCI Classic (earlier wins came in 1987 and 1991), followed by his third victory of year at Kmart Greater Greensboro Open...erased three-stroke deficit entering final round of Kmart GGO with closing 62, defeating John Cook by six strokes...won twice in 1993, at season-opening Infiniti Tournament of Champions and at year's final full-field event, Las Vegas Invitational...after winless 1994, won 1995 Freeport-McMoRan Classic in playoff over Mike Heinen to earn place at the following week's Masters Tournament...at Augusta National, was T11, three strokes behind leaders through 54 holes, before closing with 66 to finish second, one behind Ben Crenshaw...in third start of 1996, trailed by four after 54 holes of Buick Invitational before posting final-round 64 for three-stroke win over Phil Mickelson...three-time runner-up that year, finishing one behind Steve Jones at U.S. Open and losing playoffs to Michael Bradley at Buick Challenge and Tiger Woods at Las Vegas Invitational...13th career victory came at 1998 MCI Classic, which he had won three times previously...posted a seven-stroke win over Glen Day...seven-stroke margin was a tournament record that also matched the largest edge on TOUR in 1998 (John Huston at the United Airlines Hawaiian Open)...Harbour Town victory was one of eight top-10 finishes in his final 13 starts...won Chunichi Crowns in Japan by eight strokes in May 1998...member of 1994-96-98 Presidents Cup Teams...teamed with Fred Couples for record four consecutive World Cup of Golf titles (1992-95)...won World Cup individual title in 1996 at TPC at Mission Hills in Shenzhen, China, defeating former PGA TOUR player Hisayuki Sasaki of Japan in a playoff...member of four Ryder Cup teams (1993-95-97-99)...winner of 1984 North and South Amateur and ACC Championship.

PERSONAL: Father was highly regarded teacher who died in a plane crash in 1988...Davis III was born shortly after his father honored at 1964 Masters...wrote book, *Every Shot I Take*, to honor his dad's lessons and teachings on golf and life...book was named recipient of USGA's 1997 USGA International Book Award...conducts charity event to benefit Safe Harbour...brother Mark is his caddie and golf course designer...inducted into University of North Carolina Order of Merit in 1997...named honorary chairman for PGA of America's National Golf Day in June 1998.

DAVIS LOVE III...continued

PGA TOUR CAREER SUMMARY

PLAYOFF RECORD: 1-5

Year	Events Played	Cuts Made	1st	2nd	3rd	Top 10	Top 25	Earnings	Rank
1985(Am.)	1								
1986	31	22			1	2	7	\$113,245	77
1987	26	18	1	1		4	9	\$297,378	33
1988	29	17				3	9	\$156,068	75
1989	24	17		1	1	4	10	\$278,760	44
1990	27	20	1		1	4	12	\$537,172	20
1991	28	23	1	1	1	8	14	\$686,361	8
1992	25	22	3	1	1	9	15	\$1,191,630	2
1993	26	23	2	1		5	12	\$777,059	12
1994	28	21		1		4	9	\$474,219	33
1995	24	22	1	1	1	9	15	\$1,111,999	6
1996	23	19	1	3		11	14	\$1,211,139	7
1997	25	24	2		1	13	17	\$1,635,953	3
1998	21	19	1		2	10	16	\$1,541,152	11
1999	23	21		4	2	13	17	\$2,475,328	3
Total	361	288	13	15	11	99	176	\$12,487,463	2

TOP TOURNAMENT SUMMARY

YEAR	86	87	88	89	90	91	92	93	94	95	96	97	98	99
The Masters Tournament			CUT			T42	T25	T54	CUT	2	T7	T7	T33	2
U.S. Open			CUT	T33		T11	T60	T33	T28	T4	T2	T16	CUT	T12
British Open Championship			CUT	CUT	T23	CUT	T44	CUT	CUT	T38	T98	CUT	T10	8
PGA Championship	T47	CUT		T17	T40	T32	T33	T31	CUT	CUT	CUT	1	T7	T49
THE PLAYERS Championship	T14	CUT	DQ	CUT	T24	CUT	1	T67	T6	T6	T46	DQ	T57	T10
THE TOUR Championship					T12	T19	T25	27		T16	13	3	T8	2
WGC Andersen Consulting Match Play														T33
WGC NEC Invitational														T10
WGC American Express Championship														T16

NATIONAL TEAMS: Walker Cup, 1985; Dunhill Cup, 1992; World Cup (5), 1992, 1993, 1994, 1995, 1997; Ryder Cup (4), 1993, 1995, 1997, 1999; The Presidents Cup (3), 1994, 1996, 1998

1999 PGA TOUR STATISTICS

Scoring Average	69.37	(3)
Driving Distance	283.0	(17)
Driving Accuracy Percentage	70.7	(60T)
Total Driving	77	(7T)
Greens in Regulation Pct.	68.3	(16T)
Putting Average	1.755	(16)
Sand Save Percentage	54.0	(54T)
Eagles (Holes per)	444.0	(150T)
Birdies Average	3.93	(4)
All-Around Ranking	320	(5)

MISCELLANEOUS STATISTICS

Scoring Average Before Cut	70.02	(5)
Scoring Average 3rd Round	70.84	(51)
Scoring Average Final Round	70.44	(7)
Birdies Conversion %	32.0	(15)
Par Breakers	22.1	(5T)

1999 Low Round: 63: 1999 Sony Open in Hawaii/3
 Career Low Round: 60: 1994 United Airlines Hawaiian Open/2
 Career Largest Paycheck: \$540,000: 1999 THE TOUR Championship/2



STEVE LOWERY (LAU-ree)

EXEMPT STATUS: 104th on 1999 money list

FULL NAME: Stephen Brent Lowery

HEIGHT: 6' 2"

BIRTHDATE: October 12, 1960

RESIDENCE: Birmingham, AL

FAMILY: Wife, Kathryn; Kristen Branch (12/27/91), Lauren Elizabeth (5/30/95), Stephen Brent, Jr. (1/25/98)

COLLEGE: University of Alabama

SPECIAL INTEREST: Hunting, fishing

TURNED PROFESSIONAL: 1983

WEIGHT: 225

BIRTHPLACE: Birmingham, AL

Q SCHOOL: 1987

TOUR VICTORIES (1): 1994 Sprint International

BUY.COM TOUR VICTORIES (1): 1992 Tulsa Open

BEST 1999 FINISHES: T4--Greater Milwaukee Open; T10--Air Canada Championship

STEVE LOWERY...continued

1999 SEASON: Difficult year both on and off the course...on the course, finished 104th on the money list, the first time he had failed to break the top-100 since 1992...in July, had highlight of season in Milwaukee, where he recorded the his first top-10 finish of the season...rounds of 70-70-68-61 produced T4 worth \$104,000 at Greater Milwaukee Open...61 was course record at Brown Deer Park...61 jumped him from T48 to final T4...second top-10 came at Air Canada Championship, where rounds of 68-69-69-69 produced T10...year got off to trying start when his home at Bay Hill was destroyed by fire on Feb. 28, when he was playing final round of Touchstone Energy Tucson Open (where he finished T20)...fire started from a faulty electric outlet and spread because of strong wind...wife and three kids, who were home at time, were safe...stood one off Tim Herron's first-round lead at Bay Hill Invitational after opening with 67...charred remains of house were visible from fourth fairway...closed 75-72-73 for T37.

CAREER HIGHLIGHTS: First PGA TOUR victory came at the 1994 Sprint International...tied with Rick Fehr with 35 points through 72 holes and then won playoff on first extra hole when Fehr's ball found water...victory was worth \$252,000, more than he had earned in any previous season on TOUR...year also included T2 at Buick Invitational, one stroke behind Craig Stadler, and T3 at NEC World Series of Golf...held a one-stroke lead through 54 holes at Firestone before closing 72 left him two behind winner Jose Maria Olazabal...during 1997 season, challenged TOUR scoring record in final round at Buick Challenge...10-under-par through 13 holes, needed to birdie three of the final five holes to equal record...parred 14, 15 and 16 before birdies at 17 and 18 gave him a 60 and a third-place finish...first 60 on TOUR since Grant Waite's at 1996 Phoenix Open...led TOUR in eagles in 1997 and was second in final-round scoring average (69.60)...first earned playing privileges at 1987 Qualifying Tournament...lost card after finishing 157th on money list, but earned special temporary membership in 1990 and 1991 by earning as much as 150th-place finisher on previous year's money list...used his play on 1992 Ben Hogan Tour (now BUY.COM TOUR) to return to the TOUR in 1993...won Tulsa Open and finished third on money list, good for PGA TOUR membership...1982 and 1983 All-American and Southeastern Conference Player of the Year while at the University of Alabama.

PERSONAL: Alabama Crimson Tide football fan...received 1995 Singleton Award as Outstanding Professional Athlete in Alabama.

PGA TOUR CAREER SUMMARY					PLAYOFF RECORD: 1-0				
Year	Events Played	Cuts Made	1st	2nd	3rd	Top 10	Top 25	Earnings	Rank
1983	2								
1984	1								
1986	1	1						\$666	287
1987	4	2						\$4,190	233
1988	34	17					2	\$44,327	157
1989	11	7				3	3	\$38,699	174
1990	8	6				2	2	\$68,524	159
1991	10	7			1	2	3	\$87,597	143
1992	7	4					2	\$22,608	207
1993	32	25				1	8	\$188,287	92
1994	30	20	1	1	1	5	9	\$794,048	12
1995	30	25					15	\$463,858	38
1996	31	21				2	7	\$263,505	80
1997	30	20			2	5	9	\$480,467	44
1998	28	16			1	4	8	\$409,940	70
1999	30	19				2	6	\$385,937	104
Total	289	190	1	1	5	32	74	\$3,252,652	94
BUY.COM TOUR									
1990	3	2					1	\$1,420	179
1991	5			1		1	1	\$10,363	93
1992	21	19	1	2	1	7	14	\$114,553	3
Total	29	23	1	3	1	8	16	\$126,336	
COMBINED TOTAL MONEY:								\$3,378,988	

TOP TOURNAMENT SUMMARY

YEAR	88	93	94	95	96	97	98	99
The Masters Tournament				CUT	T41			
U.S. Open	CUT	T33	T16	T56	T60			CUT
British Open Championship				T79				
PGA Championship			CUT	T8	CUT	T58	T44	
THE PLAYERS Championship			T6	DQ	T46	T65	CUT	CUT
THE TOUR Championship			T8					

1999 PGA TOUR STATISTICS

Scoring Average	71.20	(88)
Driving Distance	271.9	(96)
Driving Accuracy Percentage	68.2	(105)
Total Driving	201	(120T)
Greens in Regulation Pct.	63.6	(116T)
Putting Average	1.774	(52T)
Sand Save Percentage	53.0	(66T)
Eagles (Holes per)	162.0	(25)
Birdies Average	3.32	(92T)
All-Around Ranking	640	(65T)

MISCELLANEOUS STATISTICS

Scoring Average Before Cut	70.84	(36)
Scoring Average 3rd Round	71.40	(101T)
Scoring Average Final Round	72.53	(136T)
Birdies Conversion %	29.0	(82T)
Par Breakers	19.1	(75T)

1999 Low Round: 61: 1999 Greater Milwaukee Open/4
 Career Low Round: 60: 1997 Buick Challenge/4
 Career Largest Paycheck: \$252,000: 1994 Sprint International/1



ANDREW MAGEE

EXEMPT STATUS: 42nd on 1999 money list
FULL NAME: Andrew Donald Magee
HEIGHT: 6' 0"
BIRTHDATE: May 22, 1962
RESIDENCE: Paradise Valley, AZ
FAMILY: Wife, Susan; Lindsey Ellenberg (6/23/81), Campbell Joseph (11/27/88), Oliver Andrew (9/5/91)
COLLEGE: University of Oklahoma (1984)
SPECIAL INTERESTS: Travel, swimming, fishing, whistling
TURNED PROFESSIONAL: 1984
WEIGHT: 180
BIRTHPLACE: Paris, France
Q SCHOOL: 1984

TOUR VICTORIES (4): 1988 Pensacola Open. 1991 Nestle Invitational, Las Vegas Invitational. 1994 Northern Telecom Open

BEST 1999 FINISHES: 2--World Golf Championship-Andersen Consulting Match Play Championship, 5--Las Vegas Invitational.

1999 SEASON: Bulk of 1999 earnings came in one week when he finished second and earned \$500,000 in the World Golf Championships-Andersen Consulting Match Play Championship...began week with a 1-up victory over Darren Clarke...in the second round defeated Thomas Bjorn 2&1 before defeating Bill Glasson 1-up in the third round...in the quarterfinals, defeated Shigeki Maruyama 1-up to earn a place in the semifinals against John Huston, who he defeated 3&1...in the 36-hole championship match, went 38 holes before being defeated by Jeff Maggert...Maggert chipped-in on the second extra hole for the victory...rounds of 63-67-70-72-68 produced second top-10 of season, Las Vegas Invitational fifth worth \$100,000.

CAREER HIGHLIGHTS: First TOUR victory came at 1988 Pensacola Open, where he rallied from four strokes back on final day ... strong early-season run in 1991 culminated in second career victory at rain-shortened Nestle Invitational over Tom Sieckmann ... 30-foot eagle putt at 16 on final day was margin of victory ... later that year, shot 31-under-par 329, then the 90-hole scoring record, to force playoff with D.A. Weibring at Las Vegas Invitational ... won playoff with par on second extra hole ... most recent victory came at 1994 Northern Telecom Open ... closing 67 gave him a two-stroke margin over Loren Roberts, Vijay Singh, Jay Don Blake and Steve Stricker ... ended 1996 with five top-10 finishes ... twice in 1997 came close to first victory since 1994 Northern Telecom Open with second-place finishes at Greater Vancouver Open and B.C. Open ... held one-stroke lead in final round of B.C. Open, but bogey on No. 16 opened door for Gabriel Hjertstedt to claim title by one stroke ... seven top-10 finishes in 1997 his best since 1991, when he also had seven ... rounds of 67-71-68-69 produced 1998 Memorial Tournament runner-up finish, four strokes behind Fred Couples...three-time All-American at University of Oklahoma ... won 1979 Doug Sanders Junior Invitational.

PERSONAL: Born in Paris, where his father worked in the oil business...with Gary McCord, conducts Santa Claus Open, annual charity pro-am at TPC of Scottsdale... with Scott Verplank, Brian Watts runs ClubCorp Pro-Am in Dallas to benefit health clinic at his old junior high school ... Finished third at the 1998 Bob Hope Chrysler Classic one week after tangling with chainsaw at his Phoenix home while cutting a limb, saw slipped and hit his left index finger ... In comment that typifies his unique sense of humor, remarked: "There are better ways to weaken the grip on your left hand, don't you think"...won 1999 Southern Company Citizenship Award for work with charities.

PGA TOUR CAREER SUMMARY						PLAYOFF RECORD: 1-0				
Year	Events Played	Cuts Made	1st	2nd	3rd	Top 10	Top 25	Earnings	Rank	
1984	3	1						\$1,701	238	
1985	30	18				4	5	\$75,593	99	
1986	33	17				1	5	\$69,478	120	
1987	33	18				2	7	\$94,598	99	
1988	30	17	1		1	4	8	\$261,954	43	
1989	33	19				3	5	\$126,770	109	
1990	30	22				3	8	\$210,507	71	
1991	28	19	2			7	12	\$750,082	5	
1992	28	21				3	12	\$285,946	53	
1993	25	14		1		2	7	\$269,986	62	
1994	25	20	1			3	9	\$431,041	36	
1995	27	18				3	5	\$256,918	72	
1996	26	13		1	1	3	7	\$332,504	60	
1997	29	23		2		7	15	\$752,007	30	
1998	29	19		1	2	6	12	\$964,302	30	
1999	27	17		1		2	8	\$911,565	42	
Total	437	276	4	6	4	53	125	\$5,794,951	45	

ANDREW MAGEE...continued

TOP TOURNAMENT SUMMARY

YEAR	85	86	87	88	89	90	91	92	93	94	95	96	97	98	99
Masters Tournament					CUT		T7	T19	T31	T41				T31	T36
U.S. Open		CUT		CUT		CUT	CUT	T17			CUT			CUT	CUT
British Open Championship				CUT			T57	T5	T39	CUT				T36	CUT
PGA Championship		CUT		69	CUT	T45	T13	T56	T51	T47				T75	T21
THE PLAYERS Championship	CUT	CUT	CUT	CUT	CUT	T36	CUT	T17	T20	T45	T37	CUT		T53	CUT
THE TOUR Championship							T19							T15	T21
WGC-Andersen Consulting Match Play															2

1999 PGA TOUR STATISTICS

Scoring Average	71.10	(78T)
Driving Distance	279.9	(27T)
Driving Accuracy Percentage	66.2	(139T)
Total Driving	166	(55T)
Greens in Regulation Pct.	64.0	(101T)
Putting Average	1.799	(122T)
Sand Save Percentage	55.4	(43T)
Eagles (Holes per)	164.0	(26)
Birdies Average	3.40	(69T)
All-Around Ranking	605	(55)

MISCELLANEOUS STATISTICS

Scoring Average Before Cut	71.59	(103)
Scoring Average 3rd Round	71.53	(109)
Scoring Average Final Round	71.63	(71T)
Birdies Conversion %	29.6	(55T)
Par Breakers	19.5	(56T)

1999 Low Round: 63; 1999 Las Vegas Invitational/1
 Career Low Round: 62; 2 times, most recent 1996 Quad City Classic/4
 Career Largest Paycheck: \$500,000; 1999 WGC Andersen Consulting Match Play/2



JEFF MAGGERT (MAG-ert)

EXEMPT STATUS: Winner, 1999 WGC-Andersen Consulting Match Play Championship (through 2002)
FULL NAME: Jeffrey Allan Maggert
HEIGHT: 5' 9"
BIRTHDATE: February 20, 1964
RESIDENCE: The Woodlands, TX
FAMILY: Single
COLLEGE: Texas A&M
SPECIAL INTERESTS: Fishing, hunting, camping, sporting events
TURNED PROFESSIONAL: 1986
WEIGHT: 175
BIRTHPLACE: Columbia, MO
JOINED TOUR: 1991

TOUR VICTORIES (2): 1993 Walt Disney World/Oldsmobile Classic 1999 World Golf Championships-Andersen Consulting Match Play Championship

INTERNATIONAL VICTORIES (2): 1989 Malaysian Open (Asia). 1990 Vines Classic (Aus)

BUY.COM TOUR VICTORIES (2): 1990 Knoxville Open, Buffalo Open

BEST 1999 FINISHES: 1--World Golf Championships-Andersen Consulting Match Play Championship; T2--Sony Open in Hawaii; 3--Greater Greensboro Chrysler Classic; 7--Bob Hope Chrysler Classic; T7--U.S. Open, World Golf Championships-NEC Invitational

1999 SEASON: Got the season off to a fast start by recording his 13th career runner-up finish at the Sony Open in Hawaii...followed that with a seventh-place finish the following week at the Bob Hope Chrysler Classic...as the 24th seed, won five matches on his way to the title in the inaugural World Golf Championships-Andersen Consulting Match Play Championship...chipped-in on the 38th hole to defeat Andrew Magee and win \$1 million first prize...tied the Forest Oaks CC course record with his 10-under-par 62 in the second round at the Greater Greensboro Chrysler Classic on his way to a third-place finish...one of the most accurate drivers on the PGA TOUR, finished eighth in driving accuracy, the second consecutive year that he has finished in the top-10...twice shot 63 or better with a 10-under-par 62 during the second round in Greensboro and a 9-under 63 in the second round at the Buick Challenge...member of his third Ryder Cup team...had a record of 2-2-0 at Brookline.

CAREER HIGHLIGHTS: Earned first PGA TOUR victory at 1993 Walt Disney World/Oldsmobile Classic by three strokes over Greg Kraft...victory came under floodlights at the end of a day in which he played 36 holes due to weather delays earlier in the week...compiled a 2-2 record at 1994 Presidents Cup...also 2-2 at 1995 Ryder Cup...a sterling final round at 1997 PGA Championship, where he closed with 65 to finish third, brought a position on that year's Ryder

JEFF MAGGERT...continued

Cup team...posted 2-1 record at Valderrama...six top-10 finishes, including two seconds, summarized success of his 1997 season... for the second time recorded nine top-10s, including three second-place finishes, in 1996...led after third round of Shell Houston Open for second time in career (1991 the other), but lost in playoff to Mark Brooks...also second at Bay Hill Invitational and Buick Classic...led AT&T Pebble Beach National Pro-Am after 36 holes, but unplayable conditions forced cancellation of event...has twice finished in the top 10 in two majors in the same year (1995 and 1997)...briefly held final-round lead at 1992 PGA Championship before finishing sixth...second only to John Daly in rookie earnings in 1991 with \$240,940...teamed with Jim McGovern to win PGA TOUR division of 1994 Diners Club Matches, then joined Steve Elkington in capturing 1997 Diners Club title...1990 Ben Hogan Tour (now BUY.COM TOUR) Player of the Year with earnings of \$108,644 and victories in Knoxville and Buffalo...1989 Malaysian Open and 1990 Vines Classic (Australian Tour) champion...All-American at Texas A&M in 1986.

PERSONAL: Girlfriend Michelle Austin stood in for regular caddie Brian Sullivan at the Greater Greensboro Chrysler Classic in her hometown of Greensboro, NC...supports The Woodlands Charity Golf Classic.

PGA TOUR CAREER SUMMARY					PLAYOFF RECORD: 0-1				
Year	Events Played	Cuts Made	1st	2nd	3rd	Top 10	Top 25	Earnings	Rank
1986	4	1				1	1	\$13,400	192
1987	4	1						\$936	293
1990	2	1						\$2,060	277
1991	29	17				2	9	\$240,940	68
1992	26	19			2	4	9	\$377,408	38
1993	28	17	1	2	1	6	13	\$793,023	11
1994	26	22		2	2	11	14	\$814,475	9
1995	23	17		1	1	5	10	\$527,952	34
1996	26	20		3		9	12	\$804,955	23
1997	27	19		2	1	6	10	\$835,884	26
1998	24	18		2		8	12	\$992,964	27
1999	23	20	1	1	1	6	10	\$2,016,469	9
Total	242	172	2	13	8	58	100	\$7,420,465	24
BUY.COM TOUR									
1990	22	20		3	1	13	17	\$108,644	1
Total	22	20	2	3	1	13	17	\$108,644	
COMBINED TOTAL MONEY:								\$7,529,110	

TOP TOURNAMENT SUMMARY

YEAR	86	87	91	92	93	94	95	96	97	98	99
Masters Tournament					T21	T50	CUT	T7	CUT	T23	CUT
U.S. Open		CUT	CUT		T52	T9	T4	T97	4	T7	T7
British Open Championship				CUT	CJT	T24	T68	T5	T51	CUT	T30
PGA Championship				6	T51	CUT	T3	T73	3	T44	CUT
THE PLAYERS Championship			CUT	T54	CJT	3	T18	T53	CUT	T51	T46
THE TOUR Championship					15	7		T27	29	16	20
WGC-Andersen Consulting Match Play											1
WGC-NEC Invitational											T7
WGC-American Express Championship											T48

NATIONAL TEAMS: The Presidents Cup, 1994; Ryder Cup (3), 1995, 1997, 1999

1999 PGA TOUR STATISTICS

Scoring Average	70.15	(16)
Driving Distance	269.9	(116T)
Driving Accuracy Percentage	77.0	(8T)
Total Driving	124	(18T)
Greens in Regulation Pct.	64.3	(96T)
Putting Average	1.763	(28T)
Sand Save Percentage	50.4	(105T)
Eagles (Holes per)	234.0	(70T)
Birdies Average	3.79	(11)
All-Around Ranking	450	(24)

MISCELLANEOUS STATISTICS

Scoring Average Before Cut	70.53	(19T)
Scoring Average 3rd Round	71.68	(123)
Scoring Average Final Round	71.16	(39T)
Birdies Conversion %	32.8	(8)
Par Breakers	21.5	(12T)
1999 Low Round: 62: 1999 Greater Greensboro Chrysler Classic/2		
Career Low Round: 62: 1999 Greater Greensboro Chrysler Classic/2		
Career Largest Paycheck: \$1,000,000: 1999 WGC-Andersen Consulting Match Play/1		



JOHN MAGINNES

EXEMPT STATUS: 93rd on 1999 money list
FULL NAME: John David Maginnes
HEIGHT: 6'0" **WEIGHT:** 210
RESIDENCE: Greensboro, NC **BIRTHPLACE:** Atlanta, GA
FAMILY: Wife, Dena; Jack Bristol (11/14/98)
COLLEGE: East Carolina University
SPECIAL INTERESTS: Reading, sports
TURNED PROFESSIONAL: 1991 **Q SCHOOL:** 1995

BEST CAREER FINISH: T2--1996 Buick Challenge

BUY.COM TOUR VICTORIES (2): 1995 San Jose Open 1998 Dakota Dunes Open

BEST 1999 FINISHES: 6--Motorola Western Open; T6--Buick Challenge; T10--Greater Milwaukee Open

1999 SEASON: In an emotional year, kept his fully-exempt status for the second time in his career ... best finish and most trying time came in July at the Motorola Western Open...caddie Garland Dempsey collapsed on the 15th hole during third round...Dempsey's heart stopped and Maginnes and ABC spotter Matt Moore performed CPR until paramedics arrived...an angiogram revealed a blocked artery near Dempsey's heart and he later underwent successful quadruple bypass surgery...was able to pull himself together and complete 1-under-par 71 round...fired 70 on Sunday to finish in sixth place... following week, led after 36 holes of the Greater Milwaukee Open on his way to a tie for 10th place...Dempsey returned to Maginnes' bag at the Air Canada Championship...in October, entered Buick Challenge ranked 114th on the money list with \$306,580...finished tied for sixth to earn \$52,586 at Callaway Gardens to clinch his TOUR membership for 2000...three top-10 finishes matched his career total going into the year...twice shot 64, during the second round of the Greater Milwaukee Open and third round of Buick Challenge.

CAREER HIGHLIGHTS: Career-best finish came in 1996 at rain-shortened Buick Challenge...was one of five players who shared the 36-hole lead...when the third and fourth rounds were rained out, Michael Bradley won the five-man playoff...two-time winner on the BUY.COM TOUR...first victory came in 1995 San Jose Open where he defeated Larry Silveira by three strokes...won the 1998 Dakota Dunes Open, chipping in for birdie on the second playoff hole to defeat Ryan Howison and Sean Murphy...shot 10-under-par 62 in the first round at Dakota Dunes.

PERSONAL: Once said, "This is the greatest job in the world. I just wish I could do it better"...wife, Dena, used to caddy for him.

PGA TOUR CAREER SUMMARY					PLAYOFF RECORD: 0-1				
Year	Events Played	Cuts Made	1st	2nd	3rd	Top 10	Top 25	Earnings	Rank
1992	1								
1995	1	1						\$2,807	324
1996	28	14		1		1	6	\$184,065	113
1997	35	14				1	3	\$110,166	164
1998	8	8				1	6	\$172,165	153
1999	29	16				4	6	\$426,666	93
Total	102	53		1		7	21	\$895,869	260
BUY.COM TOUR									
1992	6								
1993	1	1						\$338	281
1994	27	18				5	7	\$48,381	35
1995	27	14	1	1		4	9	\$91,125	16
1996	3	3					1	\$3,215	172
1997	1								
1998	20	16	1	2		6	10	\$145,210	5
Total	85	52	2	1	2	15	27	\$288,268	
COMBINED TOTAL MONEY:								\$1,184,137	

TOP TOURNAMENT SUMMARY

YEAR	95	97
U.S. Open Championship	T71	
THE PLAYERS Championship		CUT

JOHN MAGINNES...continued

1999 PGA TOUR STATISTICS

Scoring Average	71.03	(73)
Driving Distance	263.3	(176)
Driving Accuracy Percentage	75.0	(14)
Total Driving	190	(98T)
Greens in Regulation Pct.	66.1	(51T)
Putting Average	1.770	(41T)
Sand Save Percentage	51.4	(91T)
Eagles (Holes per)	409.5	(139T)
Birdies Average	3.52	(42T)
All-Around Ranking	627	(60)

MISCELLANEOUS STATISTICS

Scoring Average Before Cut	71.18	(62T)
Scoring Average 3rd Round	71.00	(61T)
Scoring Average Final Round	70.13	(4)
Birdies Conversion %	29.6	(55T)
Par Breakers	19.8	(50T)

1999 Low Round: 64: 2 times, most recent 1999 Buick Challenge/3
 Career Low Round: 63: 1996 Greater Milwaukee Open/4
 Career Largest Paycheck: \$90,000: 1999 Motorola Western Open/6



SHIGEKI MARUYAMA

EXEMPT STATUS: World Golf Championship member

HEIGHT: 5' 7"

WEIGHT: 185

BIRTHDATE: September 12, 1969

BIRTHPLACE: Atlanta, GA

RESIDENCE: Chiba, Japan

FAMILY: Wife, Mizuho

TURNED PROFESSIONAL: 1992

JOINED TOUR: 2000

BEST PGA TOUR CAREER FINISH: T5--1999 WGC-Andersen Consulting Match Play.

BEST 1999 INTERNATIONAL FINISHES: 1--Bridgestone Open; 2--Suntory Open; 3--Dunlop Phoenix; T5--PGA Matchplay Championship Promise Cup; 7--Golf Nippon Series Hitachi Cup; T7--Token Corporation Cup, Tokai Classic; T9--Phillip Morris Championship; T9--Greg Norman's Holden Classic.

1999 SEASON: Earned his 2000 PGA TOUR membership by virtue of his strong play in the World Golf Championships...in the inaugural World Golf Championship event, the WGC-Andersen Consulting Match Play Championship, finished tie for fifth and earned \$150,000...eliminated by Andrew Magee 1-up in the quarterfinals...second top-10 of season came at BellSouth Classic, where rounds of 66-72-68-71 produced a tie for 10th...in World Golf Championships-NEC Invitational finished in sixth place after rounds of 72-67-70-68...in October, won the Bridgestone Open on the Japan Golf Tour.

CAREER HIGHLIGHTS: First came to attention of golf world when he was surprise star of 1998 Presidents Cup with a 5-0 record...winner of numerous tournaments on the Japan Golf Tour including three times in 1997--Japan PGA Championship, Pocar Sweat Yomiuri Open and PGA Match Play...won 1998 PGA Philanthropy Open...1999 win at Bridgestone Open was his third, first two came in 1995-96...won 1993 Pepsi-Ubekousan...finished tied for 10th at 1997 British Open.

PERSONAL: Known for his ever-present smile on the golf course...first shot even-par at age 11...early in career, made regular appearances on Japanese variety show called Yume-ga-MoriMori (Lots of Dreams).

PGA TOUR CAREER SUMMARY

PLAYOFF RECORD: 0-0

Year	Events Played	Cuts Made	1st	2nd	3rd	Top 10	Top 25	Earnings	Rank
1994	1								
1995	1								
1996	2	2					1	\$50,588	196
1997	6	6				1	3	\$111,781	161
1998	6	4					1	\$78,556	193
1999	9	4				3	3	\$79,137	202
Total	25	16				4	8	\$320,061	

SHIGEKI MARUYAMA...continued

1999 INTERNATIONAL SUMMARY						PLAYOFF RECORD: 0-1			
Year	Events Played	Cuts Made	1st	2nd	3rd	Top 10	Top 25	Earnings	Rank
Australasian Tour									
1999	1	1				1	1	\$16,934	
Japanese PGA									
1999	19	15	1	1	1	8	12	\$658,081	

TOP TOURNAMENT SUMMARY

YEAR	96	97	98	99
Masters Tournament			CUT	T31
British Open Championship	T14	T10	T29	CUT
PGA Championship		T23	T65	CUT
THE PLAYERS Championship			CUT	CUT
WGC-Andersen Consulting Match Play				T5
WGC-NEC Invitational				6

1999 PGA TOUR STATISTICS

Scoring Average	71.48	(N/A)
Driving Distance	274.6	(N/A)
Driving Accuracy Percentage	67.1	(N/A)
Total Driving		(N/A)
Greens in Regulation Pct.	55.8	(N/A)
Putting Average	1.726	(N/A)
Sand Save Percentage	60.5	(N/A)
Eagles (Holes per)	180.0	(N/A)
Birdies Average	3.40	(N/A)

MISCELLANEOUS STATISTICS

Scoring Average Before Cut	74.00	(N/A)
Scoring Average 3rd Round	69.67	(N/A)
Scoring Average Final Round	71.00	(N/A)
Birdies Conversion %	33.8	(N/A)
Par Breakers	19.4	(N/A)

1999 Low Round: 66: 1999 BellSouth Classic/1
 Career Low Round: 65: 1998 NEC World Series of Golf/3
 Career Largest Paycheck: \$179,000: 1999 WGC-NEC Invitational/6



LEN MATTIACE (MAT-teece)

EXEMPT STATUS: 100th on 1999 money list

FULL NAME: Leonard Earl Mattiace

HEIGHT: 6' 1"

WEIGHT: 185

BIRTHDATE: October 15, 1967

BIRTHPLACE: Mineola, NY

RESIDENCE: Jacksonville, FL

FAMILY: Wife, Kristen; Gracee Lauren (7/4/97)

COLLEGE: Wake Forest University (1990, Sociology)

SPECIAL INTEREST: All sports

TURNED PROFESSIONAL: 1990

Q SCHOOL: 1992, 1995

BEST CAREER FINISHES: T2--1996 Buick Challenge, 1999 Sony Open in Hawaii

BEST 1999 FINISHES: T2--Sony Open in Hawaii, T9--Southern Farm Bureau Classic.

1999 SEASON: Best finish of year came in his first start when he finished tied for second at the Sony Open in Hawaii...after opening with a 2-under-par 70, came back with rounds of 66-69-68 to finish tied with four others, two strokes behind Jeff Sluman...paycheck of \$156,000 the largest of his career...rest of the year was a struggle with only two more top-25 finishes until final event, including a tie for 24th in his next start at the Bob Hope Chrysler Classic...other top-25 was a tie for 11th in May at the MasterCard Colonial...in last start of the year, finished tied for ninth at Southern Farm Bureau Classic.

CAREER HIGHLIGHTS: Is perhaps best known for his performance at 1998 THE PLAYERS Championship...had fought from six strokes back beginning Round 4 to take lead with six holes to play...quest for first TOUR victory was

LEN MATTIACE...continued

derailed by an eight on No. 17, his 71st hole...was able to birdie the final hole and finish T5...gallery included his mother Joyce, who followed him in a wheelchair...battling inoperable lung cancer, she succumbed later in the year...he bravely stood up to more than an hour of media questioning following his round...best PGA TOUR finish came at 1996 Buick Challenge, a second place that, along with T4 at LaCantera Texas Open, helped him retain playing privileges for 1997...shot 68-68 at Callaway Gardens to share 36-hole lead...after final two rounds were cancelled due to weather, parred first extra hole of five-man playoff, losing to Michael Bradley's birdie...two weeks later, shot season-best 65 on Saturday and 69 Sunday to finish three strokes behind David Ogrin at LaCantera Texas Open...best 1997 finish came in second-to-last start of year at Walt Disney World/Oldsmobile Classic...shot 67-66 and trailed Payne Stewart by one stroke through 36 holes...third-round 65 produced two-stroke lead over David Duval...posted final-round 74, falling two strokes shy of Duval-Dan Forsman playoff...first qualified for TOUR at 1992 Qualifying Tournament...played BUY.COM TOUR in 1992 and 1995, finishing 69th on 1995 money list with \$27,430...T5s at Cleveland Open and Buffalo Open his best BUY.COM TOUR finishes...won first Compaq World Putting Championship by Dave Pelz in 1996...captured 1984 Florida High School Championship...member of Wake Forest's 1986 NCAA Championship team.

PERSONAL: Was first encouraged to play golf by his father Louis at age six...is lefthanded but plays golf righthanded...won state-of-the-art Canon camera and \$25,000 for his ace during 1998 Canon Greater Hartford Open...has his own charitable organization, the Len Mattiace Foundation...also supports the American Lung Association of Northeast Florida.

PGA TOUR CAREER SUMMARY

PLAYOFF RECORD: 0-1

Year	Events Played	Cuts Made	1st	2nd	3rd	Top 10	Top 25	Earnings	Rank
1988	1								
1991	1								
1993	26	13				2	3	\$74,521	160
1996	30	15		1		2	6	\$238,977	92
1997	35	18			1	1	12	\$315,656	77
1998	31	23				3	5	\$418,416	68
1999	31	17		1		2	4	\$403,115	100
Total	155	86		2	1	10	30	\$1,450,685	196
BUY.COM TOUR									
1991	3	1						\$495	315
1992	28	17				1	5	\$20,760	64
1993	2								
1994	1								
1995	19	10				2	5	\$27,430	69
1996	1	1					1	\$1,750	198
Total	54	29				3	11	\$50,435	
COMBINED TOTAL MONEY:								\$1,501,120	

TOP TOURNAMENT SUMMARY

YEAR	88	97	98	99
Masters Tournament	CUT			
U.S. Open		T24		T42
British Open				T30
PGA Championship		CUT	CUT	
THE PLAYERS Championship		T24	T5	CUT

NATIONAL TEAM: Walker Cup, 1987


1999 PGA TOUR STATISTICS

Scoring Average	71.28	(95T)
Driving Distance	270.1	(112T)
Driving Accuracy Percentage	70.7	(60T)
Total Driving	172	(67T)
Greens in Regulation Pct.	62.0	(155T)
Putting Average	1.797	(119)
Sand Save Percentage	52.2	(79T)
Eagles (Holes per)	279.0	(98T)
Birdies Average	3.06	(154T)
All-Around Ranking	872	(121)

MISCELLANEOUS STATISTICS

Scoring Average Before Cut	71.82	(126T)
Scoring Average 3rd Round	72.28	(157)
Scoring Average Final Round	72.67	(145T)
Birdies Conversion %	27.5	(134T)
Par Breakers	17.4	(150T)

1999 Low Round: 66: 1999 Sony Open in Hawaii/2
 Career Low Round: 64: 4 times, most recent 1997 Greater Vancouver Open/1
 Career Largest Paycheck: \$156,000: 1999 Sony Open in Hawaii/T2



BILLY MAYFAIR

EXEMPT STATUS: 1998 two-time tournament winner (through 2001)

FULL NAME: William Fred Mayfair

HEIGHT: 5' 8"

WEIGHT: 175

BIRTHDATE: August 6, 1966

BIRTHPLACE: Phoenix, AZ

RESIDENCE: Scottsdale, AZ; plays out of Troon North GC

FAMILY: Wife, Tammy; Maxwell (11/15/99)

COLLEGE: Arizona State

SPECIAL INTERESTS: All sports

TURNED PROFESSIONAL: 1988

Q SCHOOL: 1988

TOUR VICTORIES (5): 1993 Greater Milwaukee Open, 1995 Motorola Western Open, THE TOUR Championship, 1998 Nissan Open, Buick Open

BEST 1999 FINISHES: T2--Mercedes Championships; T5--Sprint International; T7--MasterCard Colonial; T10--U.S. Open

BEST 1999 INTERNATIONAL FINISH: T37--The Standard Life Loch Lomond (Eur)

1999 SEASON: Though his performance dropped off from the level he enjoyed in 1998, last year was still marked by a number of good tournaments...began the season with a T2 at the Mercedes Championships...shared first-round lead at Mercedes Championships after opening with a 66...was part of three-way tie for second, five strokes behind David Duval, after second-round 69...closed 69-71 for T2 with Mark O'Meara, nine strokes behind Duval...missed six consecutive cuts from THE PLAYERS Championship through the GTE Byron Nelson Classic...found his form to finish T7 at the MasterCard Colonial and end the skein...shared 54-hole lead at MasterCard Colonial after rounds of 68-67-68...closed with a 71...finished T10 at the U.S. Open after sharing first-round lead with a 67...in August finished T5 at the Sprint International...year ended on sad note when father, Dick, died of heart attack in early November.

CAREER HIGHLIGHTS: Earned first of two 1998 victories at Nissan Open, where closing 67 forced playoff with Tiger Woods...birdied first extra hole to defeat Woods...nearly made it two wins in a row the following week at Doral-Ryder Open where he finished tied for second...shared 54-hole lead at 1998 Buick Open following rounds of 70-69-65...took lead for good on Sunday with first-hole birdie en route to closing 67...dedicated his victory to Renay Appleby, the wife of TOUR player Stuart Appleby, who died tragically in July...enjoyed one of the best turn-around seasons in PGA TOUR history in 1995, recording two victories, three runner-up finishes and earning \$1,543,192...increase in earnings over previous year - \$1,385,033 - stood at that time as TOUR record, since broken by John Huston...victories came at Motorola Western Open, where he shot a closing 67, and THE TOUR Championship, where he had a three-stroke lead through 54 holes and maintained that margin with closing 73...runner-up finishes came at Phoenix Open, NEC World Series of Golf (both in playoffs) and Las Vegas Invitational...best finish of 1996 was T2 at NEC World Series of Golf...best finish in 1997 was T2 at Las Vegas Invitational...1997 season was wracked by illness and loss of confidence...his T2 performance in Las Vegas, the last full-field event of the season, proved he was back...first victory on TOUR came at 1993 Greater Milwaukee Open, where he defeated Mark Calcavecchia and Ted Schulz in a playoff...celebrated amateur career included 1986 U.S. Public Links and 1987 U.S. Amateur titles...also won Fred Haskins award as nation's top collegiate player.

PERSONAL: Married Tammy McIntire on 18th green at TPC at Las Colinas prior to 1994 GTE Byron Nelson Classic, explaining: "We're going to be spending the rest of our lives on golf courses. We thought we might as well be married on one..."volunteered as standard bearer at Phoenix Open while in high school, usually working with the group of his idol, Jerry Pate...inducted into Arizona State Sports Hall of Fame in Nov. 1998.

PGA TOUR CAREER SUMMARY

PLAYOFF RECORD: 2-4

Year	Events Played	Cuts Made	1st	2nd	3rd	Top 10	Top 25	Earnings	Rank
1987 (Am.)	3	1							
1988 (Am.)	3	2					1		
1988	5	3					1	\$8,433	220
1989	33	18					6	\$111,998	116
1990	32	23		2		7	15	\$693,658	12
1991	33	20				1	7	\$185,668	89
1992	33	23				1	9	\$191,878	79
1993	32	22	1	1		5	8	\$513,072	30
1994	32	18				1	7	\$158,159	113
1995	28	21	2	3		6	9	\$1,543,192	2
1996	28	18		1		1	8	\$357,654	55
1997	30	16		1		1	5	\$304,083	79
1998	27	20	2	1		5	9	\$1,281,685	16
1999	29	16		1		4	10	\$741,733	58
Total	348	221	5	10		32	95	\$6,091,214	41

1999 INTERNATIONAL SUMMARY

European Tour

1999	1	1						\$10,696	
------	---	---	--	--	--	--	--	----------	--

BILLY MAYFAIR...continued

TOP TOURNAMENT SUMMARY

YEAR	88	89	90	91	92	93	94	95	96	97	98	99
Masters Tournament	CUT			T12	T42		CUT		CUT		CUT	CUT
U.S. Open	T25	T33	CUT	T37	T23		CUT		T32			T10
British Open Championship									T45		T52	CUT
PGA Championship			T5	CUT	CUT	T28	T39	T23	T52	T53	T7	T34
THE PLAYERS Championship		CUT	CUT	T73	T67	T52	CUT	T18	CUT	CUT	T42	CUT
THE TOUR Championship			2			30		1			T13	
WGC Andersen Consulting Match Play												T33

NATIONAL TEAMS: Walker Cup, 1987; Four Tours World Championship of Golf, 1991


1999 PGA TOUR STATISTICS

Scoring Average	71.02	(71T)
Driving Distance	269.7	(119T)
Driving Accuracy Percentage	75.6	(11)
Total Driving	130	(20T)
Greens in Regulation Pct.	65.8	(57)
Putting Average	1.803	(138T)
Sand Save Percentage	57.5	(27T)
Eagles (Holes per)	243.0	(75T)
Birdies Average	3.32	(92T)
All-Around Ranking	590	(51)

MISCELLANEOUS STATISTICS

Scoring Average Before Cut	71.68	(111)
Scoring Average 3rd Round	69.86	(8)
Scoring Average Final Round	71.14	(37T)
Birdies Conversion %	28.0	(116T)
Par Breakers	18.9	(90T)

1999 Low Round: 63: 1999 Las Vegas Invitational/1
Career Low Round: 61: 1993 GTE Byron Nelson Golf Classic/2
Career Largest Paycheck: \$540,000: 1995 THE TOUR Championship/1



SCOTT McCARRON (mih-CARE-un)

EXEMPT STATUS: 101st on 1999 money list

FULL NAME: Scott Michael McCarron

HEIGHT: 5' 10"

BIRTHDATE: July 10, 1965

RESIDENCE: Rancho Murieta, CA

FAMILY: Wife, Jennifer; Courtney (10/31/95), Cassidy (12/23/97)

COLLEGE: UCLA (1988, History)

SPECIAL INTERESTS: Flying, skiing, mountain biking, fly fishing, guitar

TURNED PROFESSIONAL: 1992

WEIGHT: 165

BIRTHPLACE: Sacramento, CA

Q SCHOOL: 1994

TOUR VICTORIES (2): 1996 Freeport•McDermott Classic. 1997 BellSouth Classic

BEST 1999 FINISH: T4--Air Canada Championship.

1999 SEASON: Endured least productive season since rookie year...shared first-round lead at Masters after opening with a 69...followed with 68 to stand one stroke off Jose Maria Olazabal's 36-hole lead...closed with consecutive 76s for T18...lone top-10 finish came in September at Air Canada Championship where he finished tied for fourth...high finish was sparked by Northview G&CC course-record 10-under-par 61 in the final round...began the day tied for 47th...starting on the back-nine he played his first nine holes in 5-under-par 30...then birdied five consecutive holes on the front-nine for a 5-under-par 31...61 was two strokes better than his previous best, a 9-under-par 63 in the final round of the 1997 Bob Hope Chrysler Classic...finished among the top-10 longest drivers on TOUR for the third consecutive season with an average of 287.1 (7th)...was first player ever ranked in the top-10 in putting to use a long-putter...ranked fourth on TOUR in that category with a 1.735 average.

CAREER HIGHLIGHTS: Captured his second PGA TOUR title in 1997, winning the BellSouth Classic...opened 70-69 at Tournament Players Club at Sugarloaf, then fired 66 for share of lead with David Duval...final-round 69 secured three-stroke victory over Duval and Lee Janzen...victory came after he pulled his hamstring racing Dicky Pride during second-round rain delay...injury forced him to keep swing shorter, and he credited Pride (at least in part) for the victory...accumulated seven top-10 finishes in 1997...in pairing of long putters, teamed with Bruce Lietzke to capture title at 1997 Franklin Templeton Shark Shootout...became third consecutive first-time winner in 1996, following Tim Herron (Honda Classic) and Paul Goydos (Bay Hill Invitational) with victory at Freeport•McDermott Classic...after

SCOTT McCARRON...continued

opening 68-67 at English Turn G&CC, took one-stroke lead over Tommy Tolles with a third-round 69 and closed with 71 on windy Sunday for a five stroke-victory...at Augusta National the following week, tied for 10th at the Masters Tournament...also made cut in U.S. Open and PGA Championship, where he also tied for 10th...made seven of his final nine cuts in 1996 and finished 49th on the money list...used third-place finish at 1995 Las Vegas Invitational to avoid trip to Qualifying Tournament...played his college golf at UCLA.

PERSONAL: After college, gave up golf for four years to work with his father in the family clothing business...during that period, athletic focus was on flag football, softball, tennis and racquetball...return to golf was sparked by 1991 visit to Raley's Senior Gold Rush, the SENIOR PGA TOUR event at Rancho Murieta, CA...after watching seniors, went home and built long putter in garage...nearly won U.S. Mid-Amateur with homemade model later that year...used more sophisticated version to win his two TOUR titles...in August 1999, made hole-in-one during first round of CVS Charity Classic immediately following ace by Lee Janzen on 17th hole at Rhode Island CC.

PGA TOUR CAREER SUMMARY					PLAYOFF RECORD: 0-0				
Year	Events Played	Cuts Made	1st	2nd	3rd	Top 10	Top 25	Earnings	Rank
1995	25	12			1	1	2	\$147,371	128
1996	27	17	1			2	5	\$404,329	49
1997	26	16	1			7	13	\$852,459	25
1998	28	14				3	7	\$414,247	69
1999	27	18				1	7	\$400,678	101
Total	133	77	2		1	14	34	\$2,219,083	138
BUY.COM TOUR									
1992	1	1						\$720	268
1995	3	1					1	\$1,950	204
Total	4	2					1	\$2,670	
COMBINED TOTAL MONEY:								\$2,221,753	

TOP TOURNAMENT SUMMARY				
YEAR	96	97	98	99
Masters Tournament	T10	T30	T16	T18
U.S. Open	T82	T10	T40	
British Open Championship		CUT		
PGA Championship	T47	T10	CUT	
THE PLAYERS Championship	CUT	CUT	T35	CUT
THE TOUR Championship		T12		

1999 PGA TOUR STATISTICS		MISCELLANEOUS STATISTICS	
Scoring Average	70.90 (59)	Scoring Average Before Cut	71.00 (47)
Driving Distance	287.1 (77)	Scoring Average 3rd Round	71.83 (130)
Driving Accuracy Percentage	59.7 (184)	Scoring Average Final Round	70.50 (8)
Total Driving	191 (100T)	Birdies Conversion %	35.3 (1)
Greens in Regulation Pct.	61.1 (166T)	Par Breakers	21.9 (7)
Putting Average	1.735 (4)		
Sand Save Percentage	53.9 (56)	1999 Low Round:	61: 1999 Air Canada Championship/4
Eagles (Holes per)	316.8 (116)	Career Low Round:	61: 1999 Air Canada Championship/4
Birdies Average	3.89 (6)	Career Largest Paycheck:	\$270,000: 1997 BellSouth Classic/1
All-Around Ranking	598 (54)		



MARK McCUMBER

EXEMPT STATUS: Top 50 on PGA TOUR career money list

FULL NAME: Mark Randall McCumber

HEIGHT: 5' 8"

WEIGHT: 170

BIRTHDATE: September 7, 1951

BIRTHPLACE: Jacksonville, FL

RESIDENCE: Jacksonville, FL

FAMILY: Wife, Paddy; Addison (1/28/76), Megan (6/14/80), Mark Tyler (4/4/91)

SPECIAL INTERESTS: Family activities, golf course architecture

TURNED PROFESSIONAL: 1974

Q SCHOOL: Spring 1978

TOUR VICTORIES (10): 1979 Doral-Eastern Open. 1983 Western Open, Pensacola Open 1985 Doral-Eastern Open. 1987 Anheuser-Busch Classic. 1988 THE PLAYERS Championship. 1989 Beatrice Western Open. 1994 Anheuser-Busch Golf Classic, Hardee's Golf Classic, THE TOUR Championship

BEST 1999 FINISH: T65--Honda Classic

1999 SEASON: Will be playing in 2000 using his exemption as one of the PGA TOUR's top-50 career money leaders...made 1999 debut at Honda Classic...began week by winning Gillette Tour Challenge with Ben Bates...at TPC at Heron Bay described himself as being 20 percent better than in last TOUR start at 1998 National Car Rental Classic at Walt Disney World Resort and at about 70 percent of his full physical capabilities...played 41 holes and practiced a total of six hours his first three days at Honda Classic, including first-round 74...followed with 68 in second round to make first cut since 1997 Honda Classic...closed with rounds 72-77 for a T65 worth \$5,434...in his three other appearances withdrew from the MCI Classic after an opening-round 75 and missed the cut at the Air Canada Championship and Michelob Championship.

CAREER HIGHLIGHTS: Health problems seemingly began with right shoulder rotator cuff injury that resulted in surgery in fall of 1996...while rehabbing shoulder in winter, began to feel pain in neck, signaling on-going problem that finally was diagnosed as a spinal-cord lesion, caused by a virus that may have settled in as long ago as 1995...underwent extensive physical therapy to combat numbness in his left hand and fatigue in his legs...in 1996, last full year on TOUR, finished 38th on money list and had four top-10 finishes, including seconds at Honda Classic and British Open...three victories, including season-ending TOUR Championship, produced best season in 1994...defeated Glen Day by three strokes at Anheuser-Busch Golf Classic, followed by one-stroke win over Kenny Perry two months later at Hardee's Golf Classic...two victories gave him first multiple-win season since 1983...at TOUR Championship, sank 40-foot putt on first extra hole to defeat Fuzzy Zoeller...first TOUR victory came in 12th tournament: the 1979 Doral-Eastern Open...next wins came in 1983, at Western Open and Pensacola Open...earned second Doral-Eastern crown in 1985...won 1987 Anheuser-Busch Classic...was hometown champion at 1988 PLAYERS Championship, defeating Mike Reid by four strokes...earned first playoff victory over Peter Jacobsen in 1989 Beatrice Western Open...teamed with Ben Crenshaw to win 1988 World Cup title...U.S. finalist at 1995 Andersen Consulting World Championship of Golf.

PERSONAL: Has made significant impact in golf-course design with Mark McCumber and Associates, design arm of McCumber Golf, which he operates with his brothers...designed Tournament Players Club at Heron Bay, site of the Honda Classic...he and Jack Nicklaus are only two active TOUR players who are members of American Society of Golf Architects...is commentator for television golf coverage.

PGA TOUR CAREER SUMMARY

PLAYOFF RECORD: 2-0

Year	Events Played	Cuts Made	1st	2nd	3rd	Top 10	Top 25	Earnings	Rank
1978	8	6				1	1	\$6,948	162
1979	31	15	1			1	4	\$67,886	60
1980	30	15				2	6	\$36,985	90
1981	25	15				2	4	\$33,363	105
1982	26	18				1	5	\$31,684	121
1983	29	20	2	2		8	13	\$268,294	8
1984	26	19				5	10	\$133,445	50
1985	24	14	1	1		3	8	\$192,752	32
1986	28	21				1	10	\$110,442	80
1987	29	24	1		1	5	14	\$390,885	22
1988	22	21	1	1		5	12	\$559,111	13
1989	20	15	1	1		7	13	\$546,587	14
1990	24	20				3	6	\$163,413	97
1991	23	17				1	5	\$173,852	92
1992	24	17				1	4	\$136,653	106
1993	21	18		1	1	3	11	\$363,269	41
1994	20	18	3			6	13	\$1,208,209	3
1995	19	14				3	12	\$375,923	47
1996	15	10		2		4	7	\$487,226	38
1997	4	1						\$3,870	312
1998	3								
1999	4	1						\$5,434	315
Total	455	319	10	8	2	62	158	\$5,296,232	53

MARK McCUMBER...continued

TOP TOURNAMENT SUMMARY

YEAR	79	80	81	82	83	84	85	86	87	88	89	90	91	92	93
Masters Tournament						T35	T18	T11	T12	24	T43	T36	T17	T37	CUT
U.S. Open			CUT	CUT		T16		T8	T51	T32	T2	T47	CUT	T13	T46
British Open Championship						8	CUT			T48	T46	T31			
PGA Championship	T28		T56	CUT	CUT	T48	W/D	T53	T5	CUT	65	T49	T52	CUT	T31
THE PLAYERS Championship	T35	CUT	T45	CUT	T49	DQ	CUT	CUT	T12	1	T6	T9	T13	T40	T20
THE TOUR Championship									26	T14	T19				

TOP TOURNAMENT SUMMARY (cont.)

YEAR	94	95	96	97	98	99
Masters Tournament		T35	CUT			
U.S. Open		T13	CUT			
British Open Championship		CUT	T2			
PGA Championship	T19	CUT	CUT			
THE PLAYERS Championship	T62	T23	77	CUT	CUT	
THE TOUR Championship	1					

NATIONAL TEAMS: World Cup (2), 1988, 1989; Dunhill Cup, 1988; Ryder Cup 1989


1999 PGA TOUR STATISTICS

Scoring Average	73.23	(N/A)
Driving Distance	254.7	(N/A)
Driving Accuracy Percentage	61.9	(N/A)
Total Driving		(N/A)
Greens in Regulation Pct.	47.5	(N/A)
Putting Average	1.727	(N/A)
Sand Save Percentage	55.6	(N/A)
Birdies Average	2.78	(N/A)

MISCELLANEOUS STATISTICS

Scoring Average Before Cut	74.00	(N/A)
Scoring Average 3rd Round	72.00	(N/A)
Scoring Average Final Round	77.00	(N/A)
Birdies Conversion %	32.5	(N/A)
Par Breakers	15.4	(N/A)

1999 Low Round: 68: 1999 Honda Classic/2
 Career Low Round: 63: 1980 San Antonio Texas Open/2
 Career Largest Paycheck: \$540,000: 1994 THE TOUR Championship/1



ROCCO MEDIATE (MEE-dee-ate)

EXEMPT STATUS: 1999 tournament winner (through 2001)

FULL NAME: Rocco Anthony Mediate

HEIGHT: 6' 1"

BIRTHDATE: December 17, 1962

RESIDENCE: Ponte Vedra Beach, FL

FAMILY: Wife, Linda; three children

COLLEGE: Florida Southern University

SPECIAL INTERESTS: Music, tennis, home theater

TURNED PROFESSIONAL: 1985

WEIGHT: 190

BIRTHPLACE: Greensburg, PA

SCHOOL: Fall 1985, 1986

TOUR VICTORIES (3): 1991 Doral-Ryder Open. 1993 Kmart Greater Greensboro Open. 1999 Phoenix Open.

INTERNATIONAL VICTORIES (1): 1992 Perrier French Open

BEST 1999 FINISHES: 1--Phoenix Open; T6--Buick Challenge; T9--Buick Open.

1999 SEASON: Had his best year financially with nearly \$1 million in earnings...season got off to a good beginning, with a victory in the Phoenix Open in his second start...opened with a 2-under-par 69 to trail first-round leader Justin Leonard by two strokes...second-round 4-under-par 67 gave him a two-stroke lead over Tiger Woods...increased that to a 1999 TOUR-best 54-hole lead of six strokes with a 5-under-par 66 in the third round to get to 11-under-par...even-par 71 in final round earned him his third career PGA TOUR title by two strokes over Leonard...victory made him first player since Scott McCarron at 1997 BellSouth Classic to win using a long putter...win vaulted him from 111th place in Official World Golf Ranking to No. 57 and into WGC-Andersen Consulting Match Play Championship field...8-under-par 64 in second round was key to ninth-place tie at Buick Open...weekend rounds of 68-69 led to a tie for sixth at the Buick Challenge...shared first-round lead at National Car Rental Golf Classic at Walt Disney World Resort after opening with a 65...went on to finish T17.

ROCCO MEDIATE...continued

CAREER HIGHLIGHTS: Earned first PGA TOUR title in sixth season at 1991 Doral-Ryder Open...sank 10-foot birdie putts on 71st and 72nd holes, forcing playoff with Curtis Strange...in Monday playoff, birdied first extra hole from five feet to win \$252,000...was first to win TOUR event using long putter...victory was one of six top-10 finishes in his first seven starts of the year...second win came in playoff at 1993 Kmart GGO, where he birdied fourth playoff hole to defeat Steve Elkington...missed most of 1994 season with ruptured disk, for which he underwent surgery in July...in final start that year, played in same group as Arnold Palmer in Palmer's final appearance at U.S. Open...returned to TOUR in 1996 under special medical extension and promptly tied for sixth at Phoenix Open to earn \$42,088 and regain full playing privileges...had three other top-10 finishes, including T4 at THE PLAYERS Championship, where he became the first player to birdie the final six holes at the TPC at Sawgrass on his way to a final-round 66...1997 was an inconsistent year, but the latter half was his strongest part of season...made eight consecutive cuts near end of the year to retain fully exempt status...best finish of 1997 was Buick Open T8.

PGA TOUR CAREER SUMMARY						PLAYOFF RECORD: 2-0			
Year	Events Played	Cuts Made	1st	2nd	3rd	Top 10	Top 25	Earnings	Rank
1984(Am.)	1								
1985	2								
1986	27	10				1	4	\$20,670	174
1987	32	19		1		1	7	\$112,099	91
1988	32	25				1	9	\$129,829	92
1989	30	23					8	\$132,501	108
1990	27	17		1	1	3	5	\$240,625	62
1991	25	19	1			7	14	\$597,438	15
1992	25	17			2	6	8	\$301,896	49
1993	24	22	1	1		6	10	\$680,623	16
1994	6	4				1	2	\$45,940	193
1995	18	8				2	2	\$105,618	155
1996	21	15			1	4	10	\$475,255	40
1997	24	18				2	7	\$240,521	101
1998	24	20				2	9	\$389,996	78
1999	25	18	1			3	8	\$963,075	37
Total	343	235	3	3	4	39	103	\$4,436,084	65

TOP TOURNAMENT SUMMARY

YEAR	84	87	88	89	90	91	92	93	94	95	96	97	98	99
Masters Tournament						T22	T37							T27
U.S. Open		CUT				CUT	T44	T25	W/D					T34
British Open Championship						CUT	T45	T39			T18			CUT
PGA Championship			T31		T69	T16	T40	T68			T36		CUT	T49
THE PLAYERS Championship		T50	CUT	T11	T11	T15	CUT	T6		T55	T4	CUT	T57	CUT
THE TOUR Championship						T26		T23						
WGC-Andersen Consulting Match Play														T33


1999 PGA TOUR STATISTICS

Scoring Average	70.66	(44T)
Driving Distance	271.4	(100)
Driving Accuracy Percentage	72.0	(41T)
Total Driving	141	(28)
Greens in Regulation Pct.	66.0	(53T)
Putting Average	1.774	(52T)
Sand Save Percentage	49.5	(115T)
Eagles (Holes per)	158.0	(20)
Birdies Average	3.49	(52T)
All-Around Ranking	477	(29)

MISCELLANEOUS STATISTICS

Scoring Average Before Cut	71.02	(48T)
Scoring Average 3rd Round	70.94	(57T)
Scoring Average Final Round	72.18	(107)
Birdies Conversion %	29.4	(63T)
Par Breakers	20.0	(42T)

1999 Low Round: 64: 1999 Buick Open/2
 Career Low Round: 63: 2 times, most recent 1991 Bob Hope Chrysler Classic/2
 Career Largest Paycheck: \$540,000: 1999 Phoenix Open/1



PHIL MICKELSON

EXEMPT STATUS: Winner, 1996 NEC World Series of Golf (through 2006)
FULL NAME: Philip Alfred Mickelson
HEIGHT: 6' 2" **WEIGHT:** 190
BIRTHDATE: June 16, 1970 **BIRTHPLACE:** San Diego, CA
RESIDENCE: Scottsdale, AZ; plays out of Grayhawk GC
FAMILY: Wife, Amy; Amanda Brynn (6/21/99)
COLLEGE: Arizona State University
SPECIAL INTERESTS: All sports, especially football; flying
JOINED TOUR: June 1992

TOUR VICTORIES (13): 1991 Northern Telecom Open. 1993 Buick Invitational of California, The International. 1994 Mercedes Championships. 1995 Northern Telecom Open. 1996 Nortel Open, Phoenix Open, GTE Byron Nelson Classic, NEC World Series of Golf. 1997 Bay Hill Invitational, Sprint International. 1998 Mercedes Championships, AT&T Pebble Beach National Pro-Am

INTERNATIONAL VICTORIES (1): 1993 Perrier Open (Eur)

BEST 1999 FINISHES: 2--U.S. Open, World Golf Championships-NEC Invitational; T5--Bay Hill Invitational; T6--Masters Tournament; T9--World Golf Championships-Andersen Consulting Match Play Championship.

1999 SEASON: Saw his streak of consecutive years with a victory snapped at six (1993-1998)...despite failing to win, posted another strong season and had memorable performances in two of the year's biggest tournaments...Payne Stewart needed to one-putt final three holes to defeat him by one stroke at the U.S. Open...was center of much media attention when he said he'd withdraw from the tournament, even if leading, if expectant wife, Amy, went into labor...couple's first child, Amanda Brynn, was born day after tournament finished...final-round 65 led to second-place finish, one stroke behind Tiger Woods, at the World Golf Championships-NEC Invitational...it marked the third consecutive year that he had finished second at Firestone CC...including his victory there in 1996, he has finished no worse than tied for fourth in each of the past five years...first top-10 of year came in WGC-Andersen Consulting Match Play Championship where he finished T9...in next start finished T5 at Bay Hill Invitational...finished T7 at BellSouth Classic and T6 in Masters Tournament in consecutive weeks in April...had a 2-2-0 record in his third Ryder Cup, including a 4&3 defeat of Jarmo Sandelin in Sunday's singles.

CAREER HIGHLIGHTS: 1998 was career-best year in terms of earnings with \$1,837,246...was able to hold off the charging pair of Mark O'Meara and Tiger Woods on Sunday with a final-round 68 to win 1998 Mercedes Championships...Mercedes Championships victory made him the seventh two-time winner of that event...second victory of 1998 came at the weather-postponed AT&T Pebble Beach National Pro-Am...birdied two of the final three holes for a one-stroke victory over Tom Pernice, Jr....captured Bank of America "King of the Swing" honors and \$100,000 bonus for earning most money on the PGA TOUR's West Coast Swing, \$771,450...1996 his best in terms of victories (four)...earned nearly \$1.7 million in 1996...won two of his first three starts that year, successfully defending Nortel Open title and defeating Justin Leonard in playoff to win Phoenix Open...became first player since Johnny Miller in 1975 to win in Phoenix and Tucson in the same year...shot opening 65 for lowest score by lefthander in Masters Tournament history and eventually finished third...won GTE Byron Nelson Classic and NEC World Series of Golf, taking the lead at both events after 36 holes...teamed with Mark O'Meara and Steve Stricker to capture Dunhill Cup over New Zealand...two-time winner in 1997, with victories at Bay Hill Invitational and Sprint International...final-round 65 at Bay Hill enabled him to come from two strokes behind heading into final round and earn a three-stroke victory over Stuart Appleby...again was able to hold off Appleby at the Sprint International, winning by seven points and setting a tournament record with 48 points...finished top 25 in 15 of 21 tournaments entered...as an amateur, won 1991 Northern Telecom Open, first amateur since Scott Verplank in 1985 to win PGA TOUR event...member of three Ryder Cup and three Presidents Cup Teams...in 1990, became only lefthanded player to win U.S. Amateur...one of only three golfers to win NCAA Championship and U.S. Amateur in same year...the other two are Jack Nicklaus and Tiger Woods...along with Gary Hallberg and David Duval, only four-time first-team golf All-Americans.

PERSONAL: Started hitting golf balls at 18 months...is right-handed in everything except golf...as his father demonstrated right-handed, he followed along lefthanded...has his own website: www.phil-mickelson.com...an avid pilot...mother Mary was honored as March of Dimes "Mother of the Year" in Nov. 1998...brother, Tim, an amateur playing on a sponsor's exemption, missed the cut at last year's Buick Invitational.

PHIL MICKELSON...continued

PGA TOUR CAREER SUMMARY

PLAYOFF RECORD: 2-0

Year	Events Played	Cuts Made	1st	2nd	3rd	Top 10	Top 25	Earnings	Rank
1988(Am.)	2								
1989(Am.)	1								
1990(Am.)	2	2					1		
1991(Am.)	7	6	1			1	1		
1992(Am.)	7	1							
1992	10	7		1		2	4	\$171,714	90
1993	24	14	2			4	7	\$628,735	22
1994	18	17	1		3	9	10	\$748,316	15
1995	24	15	1			4	9	\$655,777	28
1996	21	19	4	1	1	8	10	\$1,697,799	2
1997	21	19	2	1		5	15	\$1,225,390	11
1998	24	19	2		1	9	11	\$1,837,246	6
1999	23	20		2		6	14	\$1,722,681	14
Total	184	139	13	7	5	48	82	\$8,687,658	15

1999 INTERNATIONAL SUMMARY

Japan Golf Tour
1999 1

TOP TOURNAMENT SUMMARY

YEAR	90	91	92	93	94	95	96	97	98	99
Masters Tournament		T46		T34		T7	3	CUT	T12	T6
U.S. Open	T29	T55	CUT		T47	T4	T94	T43	T10	2
British Open Championship		T73			CUT	T40	T41	T24	79	CUT
PGA Championship				T6	3	CUT	T8	T29	T34	T57
THE PLAYERS Championship			CUT	CUT		T14	T33	CUT	T8	T32
THE TOUR Championship				28	T17	24	12	T22	17	T21
WGC-Andersen Consulting Match Play										T9
WGC-NEC Invitational										2
WGC-American Express Championship										T40

NATIONAL TEAMS: Walker Cup (2), 1989, 1991; The Presidents Cup (3), 1994, 1996, 1998; Ryder Cup (3), 1995, 1997, 1999; Dunhill Cup, 1996


1999 PGA TOUR STATISTICS

Scoring Average	70.16	(17T)
Driving Distance	285.7	(11)
Driving Accuracy Percentage	66.6	(134T)
Total Driving	145	(33T)
Greens in Regulation Pct.	67.1	(28T)
Putting Average	1.759	(20T)
Sand Save Percentage	55.9	(39)
Eagles (Holes per)	152.0	(16)
Birdies Average	3.99	(3)
All-Around Ranking	268	(2)

MISCELLANEOUS STATISTICS

Scoring Average Before Cut	70.61	(24T)
Scoring Average 3rd Round	70.61	(41)
Scoring Average Final Round	72.50	(134T)
Birdies Conversion %	33.0	(6T)
Par Breakers	22.8	(3)

1999 Low Round: 63: 2 times, most recent 1999 Las Vegas Invitational/2
Career Low Round: 63: 5 times, most recent 1999 Las Vegas Invitational/2
Career Largest Paycheck: \$510,000: 1999 WGC NEC Invitational/2



LARRY MIZE

EXEMPT STATUS: 103rd on 1999 money list
FULL NAME: Larry Hogan Mize
HEIGHT: 6' 0" **WEIGHT:** 165
BIRTHDATE: September 23, 1958 **BIRTHPLACE:** Augusta, GA
RESIDENCE: Columbus, GA
FAMILY: Wife, Bonnie; David (4/17/86), Patrick (2/12/89), Robert (4/2/93)
COLLEGE: Georgia Tech
SPECIAL INTERESTS: Fishing, all sports, piano
TURNED PROFESSIONAL: 1980 **Q SCHOOL:** Fall 1981

TOUR VICTORIES (4): 1983 Danny Thomas-Memphis Classic. 1987 Masters Tournament. 1993 Northern Telecom Open, Buick Open

INTERNATIONAL VICTORIES (4): 1988 Casio World Open (Jpn). 1989 Dunlop Phoenix (Jpn). 1990 Dunlop Phoenix (Jpn). 1993 Johnnie Walker World Championship (Jamaica)

BEST 1999 FINISHES: T10--Shell Houston Open, Westin Texas Open.

1999 SEASON: Another solid season for the 18-year PGA TOUR veteran...both top-10 finishes came in the state of Texas...finished T10 in May at the Shell Houston Open...fired a 1-over-par 73 in tough conditions during the final round to improve from 15th place beginning the round...his other T10 came in September at the Westin Texas Open in San Antonio...rounds of 68-67 were his best weekend scores of the year...one of the most accurate players off the tee on the PGA TOUR...finished seventh in Driving Accuracy, the eighth time in the 1990s that he finished the year ranked in the top-10.

CAREER HIGHLIGHTS: One memory that will forever stay in many minds is his 140-foot pitch shot to win the 1987 Masters Tournament...birdied the final hole at Augusta National to force playoff with Greg Norman and Seve Ballesteros...after Ballesteros was eliminated on first extra hole, used sand wedge at second to defeat Norman...first TOUR victory came at 1983 Danny Thomas-Memphis Classic, where 25-foot birdie putt on final hole defeated Fuzzy Zoeller, Sammy Rachels and Chip Beck...enjoyed first two-victory season in 1993, his first wins since Masters triumph...trailed Dudley Hart and Phil Mickelson by three strokes through 54 holes of Northern Telecom Open before closing 67 defeated Jeff Maggert by two...came from four strokes off Fuzzy Zoeller's third-round lead to win Buick Open...earned \$246,773 in 1997, giving him nine consecutive years in which he had made more than \$200,000...held four-stroke lead with four holes to play at 1998 Canon Greater Hartford Open, but fell into three-man playoff with Stewart Cink and Olin Browne...Browne won playoff with 30-foot birdie chip on first extra hole...after finishing 99th on 1997 money list, his worst finish since rookie season of 1980, dedicated himself during off-season to work with instructor Chuck Cook on revamping his game...dedication obviously served purpose, evidenced by move up money list to 62nd place the following year.

PERSONAL: Plays reduced schedule in order to spend more time with his family.

CAREER SUMMARY					PLAYOFF RECORD: 1-3				
Year	Events Played	Cuts Made	1st	2nd	3rd	Top 10	Top 25	Earnings	Rank
1980	2	1						\$1,189	251
1981	2								
1982	28	13				1	4	\$28,787	125
1983	35	25	1		1	3	7	\$146,325	35
1984	31	26			1	6	13	\$172,513	36
1985	28	25		1	1	8	17	\$231,041	17
1986	25	22		3		6	11	\$314,051	17
1987	23	16	1	2		9	15	\$561,407	6
1988	24	17				3	10	\$187,823	62
1989	25	22				7	11	\$278,388	45
1990	23	21		3	2	7	16	\$668,198	14
1991	25	22				4	12	\$279,061	60
1992	24	18			1	5	10	\$316,428	47
1993	22	17	2		1	7	11	\$724,660	13
1994	22	18			1	4	9	\$386,029	42
1995	22	15				3	7	\$289,576	67
1996	23	15				3	7	\$317,468	67
1997	21	15				1	6	\$246,773	99
1998	24	17		1		2	6	\$464,294	62
1999	21	15				2	9	\$386,554	103
Total	451	340	4	10	8	81	181	\$6,000,563	42

LARRY MIZE...continued

TOP TOURNAMENT SUMMARY

YEAR	81	82	83	84	85	86	87	88	89	90	91	92	93	94	95
Masters Tournament				T11	T47	T16	1	T45	T26	T14	T17	T6	T21	3	CUT
U.S. Open	CUT	CUT			T39	T24	T4	T12	T33	T14	T55	CUT	CUT	CUT	CUT
British Open Championship				CUT		T46	T26	CUT	T19	T31	CUT	CUT	T27	T11	CUT
PGA Championship			T47	T6	T23	T53	CUT	CUT	T17	T12	CUT	T40	CUT	T15	CUT
THE PLAYERS Championship			T13	T15	CUT	2	T12	CUT	T70	CUT	CUT	T54	CUT	CUT	T8
THE TOUR Championship							T12			T28			T18		

TOP TOURNAMENT SUMMARY (cont.)

YEAR	96	97	98	99
Masters Tournament	T23	T30	CUT	23
U.S. Open	CUT	T58		64
British Open Championship			T52	
PGA Championship	T8	T58	CUT	
THE PLAYERS Championship	T18	T14	T31	T23
THE TOUR Championship				

NATIONAL TEAMS: Ryder Cup, 1987

1999 PGA TOUR STATISTICS

Scoring Average	70.54	(33T)
Driving Distance	264.1	(172)
Driving Accuracy Percentage	77.2	(7)
Total Driving	179	(79T)
Greens in Regulation Pct.	64.5	(91T)
Putting Average	1.770	(41T)
Sand Save Percentage	49.1	(120)
Eagles (Holes per)	210.0	(54)
Birdies Average	3.30	(98T)
All-Around Ranking	616	(56)

MISCELLANEOUS STATISTICS

Scoring Average Before Cut	70.68	(30)
Scoring Average 3rd Round	71.93	(140T)
Scoring Average Final Round	71.07	(34)
Birdies Conversion %	28.4	(103T)
Par Breakers	18.8	(96T)
1999 Low Round:	65:	1999 Greater Milwaukee Open/1
Career Low Round:	62:	1985 Los Angeles Open/2
Career Largest Paycheck:	\$198,000:	1993 Northern Telecom Open/1



JODIE MUDD

EXEMPT STATUS: Winner, 1990 THE PLAYERS Championship (through 2000)

FULL NAME: Joseph Martin Mudd

HEIGHT: 5' 11"

BIRTHDATE: April 23, 1960

RESIDENCE: Finchville, KY

FAMILY: Single

COLLEGE: Georgia Southern University

SPECIAL INTERESTS: Thoroughbred racing, outdoors

TURNED PROFESSIONAL: 1982

WEIGHT: 150

BIRTHPLACE: Louisville, KY

JOINED TOUR: April 1982

TOUR VICTORIES (4): 1988 Federal Express St. Jude Classic. 1989 GTE Byron Nelson Golf Classic. 1990 THE PLAYERS Championship, Nabisco Championships

BEST 1999 FINISH: Did not play in any PGA TOUR events.

CAREER HIGHLIGHTS: Enjoyed best year on TOUR in 1990, winning twice and finishing fifth on money list with \$911,746...earned 10-year exemption by winning THE PLAYERS Championship...birdied 17th hole to defeat Mark Calcavecchia...birdied 71st and 72nd holes at Nabisco Championships to force playoff with Billy Mayfair, then birdied first extra hole to claim \$450,000 winner's check...he and Tom Kite are the only two to win THE PLAYERS Championship and the TOUR Championship in same year...joined TOUR in April 1982 after finishing low amateur

JODIE MUDD...continued

at Masters Tournament...with rounds of 68-68-67-70-273, defeated Peter Jacobsen and Nick Price by one stroke for his first TOUR victory in 1988 Federal Express St. Jude Classic...the following year, won GTE Byron Nelson after closing 65...1980 and 1981 U.S. Amateur Public Links champion...three-time All-American at Georgia Southern.

PERSONAL: Thoroughbred owner and breeder...college basketball fan...enjoys hunting and outdoors.

PGA TOUR CAREER SUMMARY						PLAYOFF RECORD: 2-2			
Year	Events Played	Cuts Made	1st	2nd	3rd	Top 10	Top 25	Earnings	Rank
1982(Am.) ..	2	2					2		
1982	21	11				1	4	\$34,216	116
1983	33	16					1	\$21,515	145
1984	25	16					4	\$42,244	114
1985	31	21		3		6	10	\$186,648	34
1986	20	16		2	1	4	7	\$182,812	48
1987	30	19		1		4	10	\$203,923	51
1988	31	23	1			4	15	\$422,022	23
1989	27	19	1			3	8	\$404,860	26
1990	23	18	2		1	4	7	\$911,746	5
1991	18	11				3	4	\$148,453	102
1992	20	13				1	3	\$88,081	141
1993	20	9				1	4	\$89,366	150
1994	15	7						\$27,868	214
1995	9	1				1	1	\$43,200	212
1996	4								
Total	329	202	4	6	2	32	80	\$2,806,955	84

TOP TOURNAMENT SUMMARY

YEAR	82	83	85	86	87	88	89	90	91	92	93	94	95
Masters Tournament	T20	T42			T4	CUT	7	T30	T7	CUT			
U.S. Open		CUT		T15	T17		T51	CUT	T26				
British Open Championship							5	T4	T5	T28			
PGA Championship				T41	CUT	T52	67		T32				
THE PLAYERS Championship		CUT	T40	CUT	W/D	T36	CUT	1	CUT	CUT	CUT	CUT	CUT
THE TOUR Championship						T8	T14	1					


NATIONAL TEAMS: Walker Cup, 1981; World Cup, 1990; Four Tours World Championship of Golf, 1990

1999 PGA TOUR STATISTICS

Did not play in any
PGA TOUR events in 1999

MISCELLANEOUS STATISTICS

Career Low Round: 63: 1986 Bob Hope Classic/3
Career Largest Paycheck: \$450,000: 1990 Nabisco Championship/1



JACK NICKLAUS (NICK-lus)

EXEMPT STATUS: Winner, 1962 United States Open (Lifetime)
FULL NAME: Jack William Nicklaus
HEIGHT: 5' 11" **WEIGHT:** 190
BIRTHDATE: January 21, 1940 **BIRTHPLACE:** Columbus, OH
RESIDENCE: North Palm Beach, FL, Muirfield Village, OH; plays out of Muirfield Village
FAMILY: Wife, Barbara Bash; Jack II (9/23/61), Steven (4/11/63), Nancy Jean (5/5/65), Gary (1/15/69), Michael (7/24/73); eleven grandchildren
COLLEGE: Ohio State University
SPECIAL INTERESTS: Fishing, hunting, tennis and skiing
TURNED PROFESSIONAL: 1961 **JOINED TOUR:** 1962

PGA TOUR VICTORIES (70): 1962 U.S. Open, Seattle World's Fair, Portland. 1963 Palm Springs, Masters Tournament, Tournament of Champions, PGA Championship, Sahara. 1964 Phoenix, Tournament of Champions, Whitemarsh, Portland. 1965 Masters Tournament, Memphis, Thunderbird Classic, Philadelphia, Portland. 1966 Masters Tournament, Sahara. 1967 Bing Crosby, U.S. Open, Western, Westchester, Sahara. 1968 Western, American Golf Classic. 1969 San Diego, Sahara, Kaiser. 1970 Byron Nelson. 1971 PGA Championship, Tournament of Champions, Byron Nelson, Disney World. 1972 Bing Crosby, Doral-Eastern, Masters Tournament, U.S. Open, Westchester, Match Play, Disney. 1973 Bing Crosby, New Orleans, Tournament of Champions, Atlanta, PGA Championship, Ohio Kings Island, Walt Disney. 1974 Hawaii, Tournament Players Championship. 1975 Doral-Eastern Open, Heritage Classic, Masters Tournament, PGA Championship, World Open. 1976 Tournament Players Championship, World Series of Golf. 1977 Gleason Inverrary, Tournament of Champions, Memorial. 1978 Gleason Inverrary, Tournament Players Championship, IVB-Philadelphia Classic. 1980 U.S. Open, PGA Championship. 1982 Colonial National Invitation. 1984 Memorial. 1986 Masters Tournament. **TEAM VICTORIES:** 1970 National Four-Ball (with Arnold Palmer). 1971 National Team (with Arnold Palmer)

INTERNATIONAL VICTORIES (14): 1963 World Cup (Indiv.). 1964 Australian Open (Aus), World Cup (Indiv.). 1966 British Open (Eur). 1968 Australian Open (Aus). 1970 British Open (Eur), Piccadilly World Match Play Championship (Eur). 1971 Australian Open (Aus), Dunlop International (Aus), World Cup (Indiv.). 1975 Australian Open (Aus). 1976 Australian Open (Aus). 1978 British Open (Eur), Australian Open (Aus)

BEST 1999 PGA TOUR FINISH: T70—Memorial Tournament.

SENIOR PGA TOUR VICTORIES (10): 1990 Tradition at Desert Mountain, Mazda Senior TPC. 1991 The Tradition, PGA Seniors' Championship, U.S. Senior Open. 1993 U.S. Senior Open. 1994 Mercedes Championships. 1995 The Tradition. 1996 GTE Suncoast Classic, The Tradition

BEST 1999 SENIOR PGA TOUR FINISH: 18—Bell Atlantic Classic

1999 SEASON: Had hip replacement surgery on January 27, 1999...missed first Masters since 1959...made appearance at Doral-Ryder Open in March following his son Gary, who had received a sponsor's exemption into the tournament...finished 18th at the SENIOR PGA TOUR's Bell Atlantic Classic in his return to competition...return came two months ahead of schedule and was attributed, at least in part, by beginning his rehab months before the surgery...made his 1999 PGA TOUR debut at the Memorial Tournament where he made the cut and finished tied for 70th...teamed with Tom Watson to win SENIOR PGA TOUR portion of Diner's Club Matches.

CAREER HIGHLIGHTS: Considered by many the greatest player in the history of the sport...named "Golfer of the Century" in 1988, Sports Illustrated Athlete of the Decade for the 1970s, 1978 Sports Illustrated Sportsman of the Year and PGA Player of the Year five times (1967-72-73-75-76)...inducted into World Golf Hall of Fame in 1974...first PGA TOUR player to reach \$2 million (12/1/73), \$3 million (5/2/77), \$4 million (2/6/83) and \$5 million (8/20/88)...shares with Arnold Palmer the record for most consecutive years with at least one TOUR victory: 17 (1962-78)...105 consecutive cuts made (11/70-9/76) is second only to Byron Nelson's 113...finished in top 10 in 243 of 357 TOUR events from 1962 to 1979 (68.1%)...from 1971-73, had 41 top-10 finishes in 55 events (88.8%), including 19 victories and seven seconds...winner of 18 professional major championships: six Masters (1963-65-66-72-75-86), five PGA Championships (1963-71-73-75-80), four U.S. Opens (1962-67-72-80) and three British Opens (1966-70-78)...also has 19 runner-up finishes in majors...became oldest player to win Masters (46) in 1986...first professional victory came at 1962 U.S. Open at Oakmont CC, where he defeated Arnold Palmer in 18-hole playoff...led TOUR in earnings eight times (1964-65-67-71-72-73-75-76)outstanding amateur record includes two U.S. Amateur titles: in 1959, defeated Charles Coe, 1-up, and, in 1961, defeated Dudley Wysong, 8 & 6...finished runner-up to Arnold Palmer in 1960 U.S. Open as an amateur, shooting 282...broke Sam Snead's record for most rounds played at Augusta National with 147 in 1997... At 1998 PGA TOUR Awards Dinner at La Costa, it was announced that PGA TOUR and SENIOR PGA TOUR Player of the Year Awards were to be named in his honor...also brought an end to his streak of consecutive major championships played (146) and consecutive majors for which he was eligible (154)...thrilled golf fans around world at the 1998 Masters, where he was in hunt down to the final moments...final-round 68 was instrumental in making him, at 58, the oldest to post Masters top-10...won 1961 NCAA Championship at Ohio State.

PERSONAL: One of golf's driving forces off the course...founder and host of the Memorial Tournament...one of the world's leading course designers through his own company, Golden Bear International...company also is involved in tournament administration, clothing and equipment manufacture...alma mater, Ohio State, is building the Jack Nicklaus Museum on campus...named 1999 Father of Year by Minority Golf Association...son Gary a member of PGA TOUR.

JACK NICKLAUS...continued

PGA TOUR CAREER SUMMARY

PLAYOFF RECORD: 13-10

Year	Events Played	Cuts Made	1st	2nd	3rd	Top 10	Top 25	Earnings	Rank
1958(Am.)	2	2					1		
1959(Am.)	6	5					1		
1960(Am.)	3	3					2		
1961(Am.)	6	6		1		3	4		
1962	26	26	3	3	4	16	22	\$61,869	3
1963	24	21	5	2	2	17	21	\$100,040	2
1964	26	24	4	6	3	17	24	\$113,285	1
1965	20	20	5	4	1	17	17	\$140,752	1
1966	17	17	2	3	3	12	16	\$111,419	2
1967	22	19	5	2	3	13	14	\$188,998	1
1968	21	19	2	3	1	12	18	\$148,168	2
1969	20	20	3	1		10	15	\$131,990	3
1970	21	18	2	2	2	10	14	\$105,229	9
1971	17	17	5	3	3	15	15	\$241,873	1
1972	19	19	7	3		14	16	\$316,911	1
1973	18	18	7	1	1	16	17	\$305,463	1
1974	17	17	2	3		12	17	\$234,455	2
1975	16	16	5	1	3	14	16	\$298,149	1
1976	16	15	2	2	1	11	15	\$266,439	1
1977	18	16	3	2	1	14	16	\$284,509	2
1978	15	13	3	2		10	12	\$256,672	4
1979	12	12			1	3	6	\$59,434	71
1980	13	12	2	1		3	8	\$172,386	13
1981	16	15		3		8	13	\$178,213	16
1982	15	12	1	3	2	7	11	\$232,645	12
1983	15	14		3	1	8	11	\$256,158	10
1984	13	13	1	2	1	6	12	\$272,595	15
1985	15	14		2	1	4	8	\$165,456	43
1986	15	11	1			4	7	\$226,015	34
1987	11	9				1	5	\$64,686	127
1988	9	5					2	\$28,845	177
1989	10	9				2	4	\$96,595	129
1990	9	6				1	1	\$68,045	160
1991	8	7				1	4	\$123,797	122
1992	8	3						\$14,868	223
1993	10	4				1	1	\$51,532	182
1994	8	1						\$11,514	248
1995	11	4				1	1	\$68,180	179
1996	6	3						\$37,779	208
1997	7	4				1	1	\$85,383	174
1998	5	3				1	1	\$128,157	172
1999	2	1						\$5,075	322
Total	568	493	70	58	34	286	389	\$5,697,038	48

SENIOR PGA TOUR CAREER SUMMARY

PLAYOFF RECORD: 2-1

Year	Events Played	Cuts Made	1st	2nd	3rd	Top 10	Top 25	Earnings	Rank
1990	4		2	1	1	4	4	\$340,000	15
1991	5		3			4	5	\$343,734	17
1992	4			1	1	3	3	\$114,548	53
1993	6		1			3	5	\$206,028	42
1994	6		1			5	5	\$239,278	34
1995	7		1	2	1	7	7	\$538,800	22
1996	7		2			3	7	\$360,861	38
1997	6			1		3	6	\$239,932	58
1998	6					3	5	\$205,723	61
1999	3						1	\$19,673	110
Total	54		10	5	3	35	48	\$2,608,576	48
COMBINED OFFICIAL EARNINGS:								\$8,305,614	

JACK NICKLAUS...continued

PGA TOUR TOP TOURNAMENT SUMMARY

YEAR	57	58	59	60	61	62	63	64	65	66	67	68	69	70	71	72	73
Masters Tournament			MC	T13	T7	T15	1	T2	1	1	MC	T5	T23	8	T2	1	T3
U.S. Open	MC	T41	MC	2	T4	1	MC	T23	T32	3	1	2	T25	T51	2	1	T4
British Open Championship						T34	3	2	T12	1	2	T2	T6	1	T5	2	4
PGA Championship						T3	1	T2	T2	T22	T3	MC	T11	T6	1	T13	1

PGA TOUR TOP TOURNAMENT SUMMARY (cont.)

YEAR	74	75	76	77	78	79	80	81	82	83	84	85	86	87	88
Masters Tournament	T4	1	T3	2	7	4	T33	T2	T15	W/D	T18	T6	1	T7	T21
U.S. Open	T10	T7	T11	T10	T6	T9	1	T6	2	T43	T21	CUT	T8	T46	CUT
British Open Championship	3	T3	T2	2	1	T2	T4	T23	T10	T29	T31	CUT	T46	T72	T25
PGA Championship	2	1	T4	3	MC	T65	1	T4	T16	2	T25	T32	T16	T24	CUT
THE PLAYERS Championship	1	T18	1	T5	1	T33	T14	T29	CUT	T19	T33	T17	CUT	CUT	CUT

PGA TOUR TOP TOURNAMENT SUMMARY (cont.)

YEAR	89	90	91	92	93	94	95	96	97	98	99
Masters Tournament	T18	6	T35	T42	T27	CUT	T35	T41	T39	T6	
U.S. Open	T43	T33	T46	CUT	T72	T28	CUT	T27	T52	T43	CUT
British Open Championship	T30	T63	T44	CUT	CUT	CUT	T79	T45	T60		
PGA Championship	T27	CUT	T23	CUT	CUT	CUT	T67	CUT	CUT		
THE PLAYERS Championship	T29	CUT					CUT				

SENIOR PGA TOUR TOP TOURNAMENT SUMMARY

YEAR	90	91	92	93	94	95	96	97	98	99
The Tradition	1	1	2	T9	T4	1	1	T25	T25	
U.S. Senior Open	2	1	T3	1	T7	2	16	T5	T6	
PGA Seniors Championship	T3	1	T10	T9	9	8	T22	T2	T13	
FORD SENIOR PLAYERS Championship	1	T22		T22	T6	2	T24	T9	6	W/D

NATIONAL TEAMS: Walker Cup (2), 1959, 1961; World Cup (6), 1963, 1964, 1966, 1967, 1971, 1973 (medalist three times); Ryder Cup (6), 1969, 1971, 1973, 1975, 1977, 1981; Ryder Cup Captain (2), 1983, 1987; The Presidents Cup, 1998 (Captain)

1999 PGA TOUR STATISTICS

Scoring Average	73.25	(N/A)
Driving Distance	260.6	(N/A)
Driving Accuracy Percentage	59.5	(N/A)
Total Driving		(N/A)
Greens in Regulation Pct.	48.1	(N/A)
Putting Average	1.750	(N/A)
Sand Save Percentage	50.0	(N/A)
Birdies Average	2.50	(N/A)

1999 SENIOR PGA TOUR STATISTICS

Scoring Average	71.63	(N/A)
Driving Distance	277.6	(N/A)
Driving Accuracy Percentage	66.1	(N/A)
Total Driving		(N/A)
Greens in Regulation Pct.	67.4	(N/A)
Putting Average	1.753	(N/A)
Sand Save Percentage	71.4	(N/A)
Eagles (Holes per)	144.0	(N/A)
Birdies Average	3.88	(N/A)

MISCELLANEOUS STATISTICS

Scoring Average Before Cut	75.25	(N/A)
Scoring Average 3rd Round	76.00	(N/A)
Scoring Average Final Round	73.00	(N/A)
Birdies Conversion %	28.8	(N/A)
Par Breakers	13.9	(N/A)

1999 Low Round: 73: 1999 Memorial Tournament/4
Career Low Round: 62: 2 times, most recent 1973 Ohio Kings Island Open/3
Career Largest Paycheck: \$144,000: 1986 Masters Tournament/1

MISCELLANEOUS SENIOR PGA TOUR STATISTICS

1999 Low Round: 69: 1999 Novell Utah Showdown/2
Career Low Round: 64: 2 times, most recent 1990 Mazda SENIOR PLAYERS CHAMPIONSHIP/4
Career Largest Paycheck: \$150,000: 3 times, most recent 1996 The Tradition/1



GREG NORMAN

EXEMPT STATUS: Winner, 1997 NEC World Series of Golf (through 2007)

FULL NAME: Gregory John Norman

HEIGHT: 6' 0"

BIRTHDATE: February 10, 1955

RESIDENCE: Hobe Sound, FL; plays out of Medalist

FAMILY: Wife, Laura; Morgan-Leigh (10/5/82), Gregory (9/19/85)

SPECIAL INTERESTS: Fishing, hunting, scuba diving

TURNED PROFESSIONAL: 1976

WEIGHT: 180

BIRTHPLACE: Queensland, Australia

JOINED TOUR: 1983

TOUR VICTORIES (18): 1984 Kemper Open, Canadian Open. 1986 Panasonic-Las Vegas Invitational, Kemper Open. 1988 MCI Heritage Classic. 1989 The International, Greater Milwaukee Open. 1990 Doral-Ryder Open, The Memorial Tournament. 1992 Canadian Open. 1993 Doral-Ryder Open. 1994 THE PLAYERS Championship. 1995 Memorial Tournament, Canon Greater Hartford Open, NEC World Series of Golf. 1996 Doral-Ryder Open. 1997 FedEx St. Jude Classic, NEC World Series of Golf

INTERNATIONAL VICTORIES (56): 1976 West Lakes Classic (Aus). 1977 Martini International (Eur), Kuzuhz International (Jpn). 1978 New South Wales Open (Aus), Traralgon Classic (Aus), Caltex Festival of Sydney Open (Aus), South Seas Classic (Fiji). 1979 Traralgon Classic (Aus), Martini International (Eur), Hong Kong Open. 1980 Australian Open (Aus), French Open (Eur), Scandinavian Open (Eur), Suntory World Match Play Championship (Eur). 1981 Australian Masters (Aus), Martini International (Eur), Dunlop Masters (Eur). 1982 Dunlop Masters (Eur), State Express Classic (Eur), Benson & Hedges International (Eur). 1983 Australian Masters (Aus), Stefan Queensland Open (Aus), National Panasonic New South Wales Open (Aus), Hong Kong Open, Cannes Invitational (Eur), Suntory World Match Play Championship (Eur). 1984 Victorian Open (Aus), Australian Masters (Aus), Toshiba Australian PGA Championship (Aus). 1985 Toshiba Australian PGA Championship (Aus), National Panasonic Australian Open (Aus). 1986 Stefan Queensland Open (Aus), National Panasonic New South Wales Open (Aus), West End Jubilee South Australian Open (Aus), National Panasonic Western Australian Open (Aus), European Open (Eur), British Open (Eur), Suntory World Matchplay Championship (Eur). 1987 Australian Masters (Aus), National Panasonic Australian Open (Aus). 1988 Palm Meadows Cup (Aus), ESP Open (Aus), PGA National Tournament Players Championship (Aus), Panasonic New South Wales Open (Aus), Lancia Italian Open (Eur). 1989 Australian Masters (Aus), PGA National Tournament Players Championship (Aus), Chunichi Crowns (Jpn). 1990 Australian Masters (Aus). 1993 British Open (Eur), Taiheyo Masters (Jpn). 1994 Johnnie Walker Asian Classic (Eur). 1995 Australian Open (Aus). 1996 Ford South Australian Open (Aus), Australian Open (Aus). 1998 Greg Norman Holden International (Aus)

BEST 1999 FINISHES: 3—Masters Tournament; 6—British Open

BEST 1999 INTERNATIONAL FINISHES: 2—Ericsson Masters (Aus); T2—Holden Australian Open (Aus); T4—Dunlop Phoenix (Jpn)

1999 SEASON: Played reduced schedule as he continued to recover from 1998 shoulder surgery...began year at World Golf Championships-Andersen Consulting Match Play Championship where he lost in the second round and finished tied for 17th...became first player to surpass \$12 million in PGA TOUR career earnings when he won \$29,000 for T19 at Doral-Ryder Open...dueled eventual champion Jose Maria Olazabal down the stretch before finishing third at the Masters...in one of the most memorable moments of the tournament, his eagle at the 13th hole was answered by Olazabal's birdie...the week before, had to withdraw prior to BellSouth Classic due to a virus...finished in sixth place at Carnoustie at British Open, his best in event since winning in 1993...top 10 at British was his 15th in major championships in 1990s, the most of any player...finished second in February at Ericsson Masters on Australasian Tour...On September 12, fell out of top 50 in Official World Golf Ranking after exactly 700 weeks, or since World Ranking began.

CAREER HIGHLIGHTS: Remains one of the most competitive players on TOUR...the first to surpass \$10 million...winner of three Arnold Palmer Awards (1986-90-95) and three Vardon Trophies (1988-89-94)...named PGA TOUR Player of the Year for 1995...first player to earn \$1 million four times (1990-93-94-95)...did not miss a cut in 1983, 1987, 1994 and 1995...missed consecutive cuts for first time on TOUR at 1996 Bay Hill Invitational and THE PLAYERS Championship...April shoulder surgery cut his 1998 season short...won the 1998 Greg Norman Holden International in Australia in February...victory was his first in six tries at his own tournament...surgery was performed on April 22 by Dr. Richard Hawkins at the Steadman Hawkins Sports Medicine Foundation in Vail, CO...procedure involved the shaving of bone spurs that caused tendinitis in his rotator cuff, and the use of a heat probe to shrink the shoulder socket capsule...followed a seven-month rehabilitation period with a victory at the Franklin Templeton Shark Shootout, playing with Steve Elkington...1997 season was highlighted by two victories...first win came at FedEx St. Jude Classic, where in dramatic fashion birdied final three holes for Sunday 66 to earn one-stroke victory over Dudley Hart...18th TOUR victory came at NEC World Series of Golf, where final-round 67 earned four-stroke victory over Phil Mickelson...had two second-place finishes and one third in 1997 and finished among top 15 on money list for third year in a row...began 1997 with victory in finals of Andersen Consulting World Championship of Golf...in 1995, won three titles - Memorial Tournament, Canon Greater Hartford Open and NEC World Series of Golf - and then-record \$1,654,959...winner of two British Open titles...at Turnberry in 1986, after an opening 74, shot tournament-record-tying 63 to take two-stroke lead...closed with rounds of 74-69 to defeat Gordon Brand by two strokes...at Royal St. George's in 1993, trailed Corey Pavin and Nick Faldo by one stroke after 54 holes, then closed with 64 to defeat Faldo...has eight runner-up finishes in majors...owns 56 international titles.

GREG NORMAN...continued

PERSONAL: Host of Franklin Templeton Shark Shootout, an unofficial PGA TOUR event, and Greg Norman's Holden International on Australasian PGA Tour...active course architect who has strain of turfgrass named after him...designed the TPC at Sugarloaf, site of the PGA TOUR's BellSouth Classic...has his own website, www.shark.com and wine label...his Great White Course at Doral Resort will be site of Franklin Templeton Shark Shootout in 2000.

PGA TOUR CAREER SUMMARY

PLAYOFF RECORD: 4-7

Year	Events Played	Cuts Made	1st	2nd	3rd	Top 10	Top 25	Earnings	Rank
1979	2	2						\$3,653	205
1981	9	8				3	5	\$54,272	77
1982	4	3				1	2	\$22,671	142
1983	9	9		1		2	4	\$71,411	74
1984	16	15	2	2		7	10	\$310,230	9
1985	16	13		2		6	9	\$165,458	42
1986	19	17	2	4	1	10	12	\$653,296	1
1987	18	18		2	2	9	13	\$535,450	7
1988	14	12	1	2	1	7	11	\$514,854	17
1989	17	16	2	1	1	8	14	\$835,096	4
1990	17	16	2	2		11	15	\$1,165,477	1
1991	17	15		1		6	7	\$320,196	53
1992	16	15	1	2		8	10	\$676,443	18
1993	15	14	1	4	2	12	13	\$1,359,653	3
1994	16	16	1	3		11	14	\$1,330,307	2
1995	16	15	3	2	1	9	14	\$1,654,959	1
1996	16	12	1	1		5	10	\$891,237	15
1997	15	13	2	2	1	7	10	\$1,345,856	7
1998	3	1						\$25,925	235
1999	12	9			1	2	6	\$570,879	69
Total	268	239	18	31	10	124	179	\$12,507,322	1

1999 INTERNATIONAL SUMMARY

Australasian Tour									
1999	2	2		2		2	2		\$142,681
Japan Golf Tour									
1999	1	1				1	1		\$77,740

TOP TOURNAMENT SUMMARY

YEAR	77	78	79	80	81	82	83	84	85	86	87	88	89	90	91
Masters Tournament					4	T36	T30	T25	T47	T2	T2	T5	T3	CUT	CUT
U.S. Open				T48	T33		T50	2	T15	T12	T51	W/D	T33	T5	W/D
British Open Championship	CUT	T29	T10	CUT	T31	T27	T19	T6	T16	1	T35		T2	T6	T9
PGA Championship					T4	T5	T42	T39	CUT	2	70	T9	T12	T19	T32
THE PLAYERS Championship							T63	CUT	T49	T33	T4	T11	T4	T16	T63
THE TOUR Championship											3	30	T11	T7	

TOP TOURNAMENT SUMMARY (cont.)

YEAR	92	93	94	95	96	97	98	99
Masters Tournament	T6	T31	T18	T3	2	CUT	CUT	3
U.S. Open		CUT	T6	2	T10	CUT		CUT
British Open Championship	18	1	T11	T15	T7	T36		6
PGA Championship	T15	2	T4	T20	T17	T13		CUT
THE PLAYERS Championship	T35	T3	1	T37	CUT	T53		CUT
THE TOUR Championship	T7	T2	T13	T9	W/D	T12		
WGC-Andersen Consulting Match Play								T17
WGC-NEC Invitational								T25

NATIONAL TEAMS: Hennessy Cognac Cup, 1982; Nissan Cup (2), 1985, 1986; Dunhill Cup (10), 1985, 1986, 1987, 1988, 1989, 1990, 1992, 1994, 1995, 1996; Kirin Cup, 1987; Four Tours, 1989; The Presidents Cup (3), 1994 (withdrew due to illness), 1996, 1998

1999 PGA TOUR STATISTICS

Scoring Average	70.93	(N/A)
Driving Distance	274.5	(N/A)
Driving Accuracy Percentage	65.3	(N/A)
Total Driving	1,998	(N/A)
Greens in Regulation Pct.	57.7	(N/A)
Putting Average	1.751	(N/A)
Sand Save Percentage	42.9	(N/A)
Eagles (Holes per)	522.0	(N/A)
Birdies Average	3.24	(N/A)

MISCELLANEOUS STATISTICS

Scoring Average Before Cut	72.55	(N/A)
Scoring Average 3rd Round	71.43	(N/A)
Scoring Average Final Round	72.67	(N/A)
Birdies Conversion %	31.2	(N/A)
Par Breakers	18.2	(N/A)

1999 Low Round: 66: 2 times, most recent 1999 WGC-NEC Invitational/3
Career Low Round: 62: 4 times, most recent 1993 Doral-Ryder Open/3
Career Largest Paycheck: \$450,000: 1994 THE PLAYERS Championship/1



MARK O'MEARA (oh-MERE-uh)

EXEMPT STATUS: Winner, 1998 Masters Tournament (through 2003)
FULL NAME: Mark Francis O'Meara
HEIGHT: 6' 0" **WEIGHT:** 180
BIRTHDATE: January 13, 1957 **BIRTHPLACE:** Goldsboro, NC
RESIDENCE: Windermere, FL
FAMILY: Wife, Alicia; Michelle (3/14/87), Shaun Robert (8/29/89)
COLLEGE: Long Beach State (1980, Marketing)
SPECIAL INTERESTS: Golf course consulting, hunting, fishing
TURNED PROFESSIONAL: 1980 **Q SCHOOL:** Fall 1980

TOUR VICTORIES (16): 1984 Greater Milwaukee Open. 1985 Bing Crosby Pro-Am, Hawaiian Open. 1989 AT&T Pebble Beach National Pro-Am. 1990 AT&T Pebble Beach National Pro-Am, H-E-B Texas Open. 1991 Walt Disney World/Oldsmobile Classic. 1992 AT&T Pebble Beach National Pro-Am. 1995 Honda Classic, Bell Canadian Open. 1996 Mercedes Championships, Greater Greensboro Chrysler Classic. 1997 AT&T Pebble Beach National Pro-Am, Buick Invitational. 1998 Masters Tournament, British Open Championship

INTERNATIONAL VICTORIES (7): 1985 Fuji Sankei Classic (Jpn). 1986 Australian Masters (Aus). 1987 Lawrence Batley International (Eur). 1992 Tokai Classic (Jpn). 1994 Argentine Open. 1997 Trophée Lancome (Eur). 1998 Cisco World Match Play Championship

BEST 1999 FINISHES: T2--Mercedes Championships; T3--Honda Classic; T6--THE PLAYERS Championship.

1999 SEASON: Though 1999 campaign was not up to his usual standards, was still able to post a number of strong finishes...season got off to a strong start with a T2 for the second year in a row at the Mercedes Championships...shot 17-under-par to finish tied with Billy Mayfair, nine strokes behind David Duval...in March, finished T3 at the Honda Classic and followed that two weeks later by finishing T6 at THE PLAYERS Championship...was one stroke off of 36-hole lead at Canon Greater Hartford Open before finishing T11...45th place finish on the money list was his lowest since he finished 86th in 1994...lost to Colin Montgomerie, 3&2 in defense of Cisco World Match Play Championship--was bothered during championship match by stiff neck and shoulder pain...represented the United States on his fifth Ryder Cup team...also represented United States in Dunhill Cup and World Cup competitions.

CAREER HIGHLIGHTS: In 1998, at age 41, became the oldest player to win two major championships in the same year...as a reward, was chosen by his peers as Jack Nicklaus PGA TOUR Player of the Year...joined Nick Price and Nick Faldo as the only players in the 1990s to win two majors in one year...in April, closed birdie-birdie to edge Fred Couples and David Duval and win the Masters Tournament...joined Arnold Palmer and Art Wall as the only players to birdie the last two holes and win at Augusta National...won at Augusta on his 15th try, the most for any first-time champion...the fifth player in Masters history to win after not leading in the first three rounds...in July, captured his second major at the British Open at Royal Birkdale...trailed by two strokes through 54 holes but shot closing 68 to tie Brian Watts, then defeated Watts 17-19 in four-hole playoff...victory marked first time four different Americans had won consecutive British Opens...in October, defeated Tiger Woods in finals of Cisco World Match Play Championship...earned record \$430,000 at Skins Game...named PGA of America and Golf Writers Association of America Player of Year...in 1997 posted back-to-back victories at AT&T Pebble Beach National Pro-Am and Buick Invitational...first player to win at Pebble Beach five times...in 1996, captured Mercedes Championships and Greater Greensboro Chrysler Classic to earn \$1 million in season for first time...in 1995, posted first victory in three years with Honda Classic title, then parred first playoff hole to defeat Bob Lohr at Bell Canadian Open...six of his victories have come in pro-am events: 1985-89-90-92-97 AT&T Pebble Beach National Pro-Ams and 1991 Walt Disney World/Oldsmobile Classic...has had two other close calls in pro-am tournaments: playoff losses at 1990 and 1992 Bob Hope Chrysler Classics...equaled PGA Championship 36-hole record with 131 at Riviera CC in 1995...finished T6...1981 PGA TOUR Rookie of the Year...lost playoff to Dave Eichelberger at 1981 Talahassee Open...victory in 1994 Argentine Open gave him victories on five continents: North America, South America, Asia, Europe and Australia...defeated John Cook in final of 1979 U.S. Amateur Championship.

PERSONAL: Continues fund-raising efforts on behalf of long-time caddie Donnie Wanstall, diagnosed with multiple sclerosis during the 1994 PLAYERS Championship...took up game at age 13, when family moved above a golf course in California...avid fan of Orlando professional sports, including NBA Magic and minor league hockey Solar Bears.

PGA TOUR CAREER SUMMARY					PLAYOFF RECORD: 3-4				
Year	Events Played	Cuts Made	1st	2nd	3rd	Top 10	Top 25	Earnings	Rank
1979(Am.)	1	1							
1981	34	22		1		4	9	\$76,063	55
1982	35	19				1	4	\$31,711	119
1983	32	17		1		2	6	\$69,354	76
1984	32	24	1	5	3	15	19	\$465,873	2
1985	25	19	2		1	6	13	\$340,840	10
1986	25	22		1	4	5	12	\$252,827	30
1987	25	20		2	1	7	11	\$327,250	30
1988	27	20		2	1	7	12	\$438,311	22
1989	26	19	1	1	1	7	13	\$615,804	13
1990	25	20	2		1	6	14	\$707,175	10
1991	25	15	1	1		5	12	\$563,896	20
1992	23	18	1	2		9	15	\$759,648	11

MARK O'MEARA...continued

PGA TOUR CAREER SUMMARY...cont.

Year	Events Played	Cuts Made	1st	2nd	3rd	Top 10	Top 25	Earnings	Rank
1993	26	18			1	4	9	\$349,516	43
1994	29	17				3	8	\$214,070	86
1995	27	21	2			8	12	\$914,129	10
1996	21	19	2	2	2	8	14	\$1,255,749	5
1997	22	19	2		1	6	11	\$1,124,560	13
1998	19	15	2	1	1	7	11	\$1,786,699	7
1999	19	15		1	1	3	8	\$868,796	45
Total	499	360	16	20	18	113	213	\$11,162,269	7

1999 INTERNATIONAL SUMMARY

European Tour									
1999	2						1	\$171,908	
Japan Golf Tour									
1999	2	1					1	\$25,004	

TOP TOURNAMENT SUMMARY

YEAR	81	82	83	84	85	86	87	88	89	90	91	92	93	94	95	96	97	98
Masters Tournament					24	48	T24	T39	T11	CUT	T27	T4	T21	T15	T31	T18	T30	1
U.S. Open		CUT	58		T7	T15	T41	CUT	T3	CUT	CUT	CUT	CUT	CUT		T16	T36	T32
British Open Championship	T47				T3	T43	T66	27	T42	T48	T3	T12	CUT		T49	T33	T38	1
PGA Championship		T70		CUT	T25	T28	CUT	CUT	T9	CUT	T19	CUT	CUT		T6	T26	T13	T4
THE PLAYERS Championship	T26	T77	T49	T5	T17	T33	3	CUT	CUT	W/D	CUT	T9	5	CUT	CUT	T29	T70	T42
THE TOUR Championship							T10	29	6	T12	T16	29			T13	T18	T17	T13

TOP TOURNAMENT SUMMARY (cont.)

YEAR	99
Masters Tournament	T31
U.S. Open Championship	CUT
British Open Championship	CUT
PGA Championship	T57
THE PLAYERS Championship	T6
THE TOUR Championship	T13
WGC-Andersen Consulting Match Play	T33
WGC-NEC Invitational	T25

NATIONAL TEAMS: U.S. vs. Japan, 1984; Ryder Cup (5), 1985, 1989, 1991, 1997, 1999; Nissan Cup, 1985; Dunhill Cup (7), 1985, 1986, 1987, 1996, 1997, 1998, 1999; The Presidents Cup (2), 1996, 1998; World Cup, 1999

1999 PGA TOUR STATISTICS

Scoring Average	70.36	(24)
Driving Distance	266.9	(150T)
Driving Accuracy Percentage	64.4	(156)
Total Driving	306	(185)
Greens in Regulation Pct.	65.1	(73T)
Putting Average	1.769	(39T)
Sand Save Percentage	58.6	(20T)
Eagles (Holes per)	513.0	(164)
Birdies Average	3.46	(55)
All-Around Ranking	681	(76)

MISCELLANEOUS STATISTICS

Scoring Average Before Cut	71.49	(95)
Scoring Average 3rd Round	71.31	(93T)
Scoring Average Final Round	72.46	(132T)
Birdies Conversion %	29.5	(58T)
Par Breakers	19.4	(59T)

1999 Low Round: 64: 1999 Canon Greater Hartford Open/2
Career Low Round: 62: 2 times, most recent 1996 Greater Greensboro Chrysler Classic/3
Career Largest Paycheck: \$576,000: 1998 Masters Tournament/1



JOE OZAKI (oh-ZAH-kee)

EXEMPT STATUS: 128th on 1999 money list
FULL NAME: Naomichi Ozaki
HEIGHT: 5' 8"
BIRTHDATE: May 18, 1956
RESIDENCE: Tokyo, Japan
FAMILY: Wife, Yoshie; Takamasa
SPECIAL INTERESTS: Karaoke, fishing, family activities
TURNED PROFESSIONAL: 1977
WEIGHT: 160
BIRTHPLACE: Tokushima, Japan
JOINED TOUR: Spring 1993

BEST CAREER FINISH: T2--1997 Buick Open.

INTERNATIONAL VICTORIES (31): 1980 Shizuoka Open, Sapporo Tokyu, KBC Augusta. 1985 Nikkei Cup. 1986 Pepsi Ube. 1987 Kantoh Pro, Hirao Masaaki Charity. 1988 Sapporo Tokyu, NST Niigata Open, Zennikku Open, Nihon Series Hitachi Cup. 1989 Daiichi Fudohsan Cup, Imperial, Taylor Made Setonaikai. 1990 Nihon Match Play Unisis Hai, Jun Classic, Nihon Series Hitachi Cup. 1991 Nikkei Cup, Suntory Open, Casio World, Nihon Series Hitachi Cup. 1992 Imperial, Suntory Open, Lark Cup. 1994 Acom International. 1996 Phillip Morris Championship. 1997 PGA Philanthropy Tournament, Yonex Open. 1999 Tsuruya Open, Japan PGA Championship, Japan Open (all Japan)

BEST 1999 FINISH: T10--THE PLAYERS Championship

BEST 1999 INTERNATIONAL FINISHES: 1--Tsuruya Open, PGA Championship, Japan Open; 2--The Crowns; T2--ANA Open; T3--Asian Tour Kirin Open; T4--Dunlop Phoenix; 5--Sumitomo VISA Taiheiyo Masters, Golf Nippon Series Hitachi Cup; T5--Casio World Open; T7--Tokai Classic; T9--PGA Matchplay Championship Promise Cup. (all Jpn)

1999 SEASON: Had his most successful season from an earnings standpoint with \$318,485...stood one stroke off first-round lead at PLAYERS Championship after opening 69...second-round 68 gave him one-stroke lead over eventual winner David Duval...it was second consecutive year that he led after 36-holes of THE PLAYERS Championship...closed 81-73 for T10 worth \$107,143...won three times on the Japan Golf Tour--Tsuruya Open, Japan PGA Championship and Japan Open...in (16) tournaments in Japan, had (12) top-10 finishes...at Japan PGA Championship he and his brothers finished in the top three places, with Joe winning, Jumbo finishing second and Jet third...won Tsuruya Open in wire-to-wire fashion.

CAREER HIGHLIGHTS: Earned special temporary PGA TOUR membership in 1993 with T6 at THE PLAYERS Championship...parlayed that into fully exempt status for 1994 by finishing 115th on the money list...has 13 top-10 finishes on TOUR...best career TOUR finish T2 at 1997 Buick Open...best year on TOUR was 1995, when he compiled four top-10 finishes...entered 19 PGA TOUR events in 1997, finishing in the money 14 times...had two top-10s and was 115th on the money list...considered resigning PGA TOUR membership prior to 1998 season chose, instead, to retain it while concentrating more of his efforts in his native Japan...member of International Team for the third Presidents Cup...finished 11th in International Team eligibility rankings, but earned automatic berth when brother Jumbo declined to participate...has 31 Japanese Tour victories...

PERSONAL: Although he professes to spend less on his wardrobe than oldest brother Jumbo, still chooses his wardrobe carefully.

PGA TOUR CAREER SUMMARY					PLAYOFF RECORD: 0-2				
Year	Events Played	Cuts Made	1st	2nd	3rd	Top 10	Top 25	Earnings	Rank
1985	2	1						\$880	259
1989	2	1						\$1,605	274
1990	8	5					1	\$37,330	185
1991	2	2				1	1	\$38,850	185
1992	7	5				1	2	\$75,946	151
1993	12	8				1	3	\$139,784	115
1994	17	15				1	5	\$147,308	121
1995	20	13				4	8	\$290,001	66
1996	22	13				1	7	\$227,763	99
1997	19	14		1		2	3	\$199,207	115
1998	17	12				1	6	\$240,551	121
1999	15	13				1	3	\$318,485	128
Total	143	101		1		13	39	\$1,717,710	170

JOE OZAKI...continued

1999 INTERNATIONAL SUMMARY

Year	Events Played	Cuts Made	1st	2nd	3rd	Top 10	Top 25	Earnings	Rank
Japan Golf Tour									
1999	16	16	3	2	1	12	15	\$1,115,937	

TOP TOURNAMENT SUMMARY

YEAR	84	85	89	90	92	93	94	95	96	97	98	99
------	----	----	----	----	----	----	----	----	----	----	----	----

Masters Tournament

T33 T45

U.S. Open

T25

British Open Championship

T62 CUT T46 T39 CUT CUT

W/D T38 T45

PGA Championship

CUT CUT T28 T44

T31 CUT CUT T44 T70

THE PLAYERS Championship

T6 T45 T8 CUT T65 T18 T10

WGC Andersen Consulting Match Play

T33

WGC-NEC Invitational

41

WGC-American Express Championship

T40

1999 PGA TOUR STATISTICS

Scoring Average	71.37	(100)
Driving Distance	272.5	(90T)
Driving Accuracy Percentage	69.6	(78T)
Total Driving	168	(60T)
Greens in Regulation Pct.	59.9	(182)
Putting Average	1.811	(159T)
Sand Save Percentage	50.0	(109T)
Eagles (Holes per)	441.0	(148T)
Birdies Average	2.88	(178T)
All-Around Ranking	1,044	(163)


MISCELLANEOUS STATISTICS

Scoring Average Before Cut	71.90	(133)
Scoring Average 3rd Round	73.46	(185)
Scoring Average Final Round	73.83	(184)
Birdies Conversion %	26.7	(157T)
Par Breakers	16.2	(177T)

1999 Low Round: 67: 1999 Sony Open in Hawaii/1

Career Low Round: 63: 1995 Las Vegas Invitational/1

Career Largest Paycheck: \$107,142: 1999 THE PLAYERS Championship/T10



ARNOLD PALMER

EXEMPT STATUS: Winner, 1960 U.S. Open (Lifetime)

FULL NAME: Arnold Daniel Palmer

HEIGHT: 5' 10"

WEIGHT: 185

BIRTHDATE: September 10, 1929

BIRTHPLACE: Latrobe, PA

RESIDENCES: Latrobe, PA and Bay Hill, FL; plays out of Latrobe CC (PA), Laurel Valley GC (PA), Bay Hill Club (FL)

FAMILY: Peggy (2/26/56); Amy (8/4/58); six grandchildren

COLLEGE: Wake Forest University

SPECIAL INTERESTS: Flying, business, clubmaking

TURNED PROFESSIONAL: 1954

JOINED TOUR: 1955

TOUR VICTORIES (60): 1955 Canadian. 1956 Insurance City, Eastern. 1957 Houston, Azalea, Rubber City, San Diego. 1958 St. Petersburg, Masters Tournament, Pepsi Golf. 1959 Thunderbird (Calif.) Invitation, Oklahoma City, West Palm Beach. 1960 Palm Springs Classic, Texas Open, Baton Rouge, Pensacola, Masters Tournament, U.S. Open, Insurance City, Mobile Sertoma. 1961 San Diego, Phoenix, Baton Rouge, Texas, Western. 1962 Palm Springs Classic, Phoenix, Masters Tournament, Texas, Tournament of Champions, Colonial National, American Golf Classic. 1963 Los Angeles, Phoenix, Pensacola, Thunderbird, Cleveland, Western, Philadelphia. 1964 Masters Tournament, Oklahoma City. 1965 Tournament of Champions. 1966 Los Angeles, Tournament of Champions, Houston Champions International. 1967 Los Angeles, Tucson, American Golf Classic, Thunderbird Classic. 1968 Hope Desert Classic, Kemper. 1969 Heritage, Danny Thomas Diplomat. 1971 Hope Desert Classic, Citrus, Westchester. 1973 Bob Hope Desert Classic. **TEAM VICTORIES:** 1970 National Four-Ball (with Jack Nicklaus). 1971 National Team (with Jack Nicklaus)

SENIOR PGA TOUR VICTORIES (10): 1980 PGA Seniors'. 1981 U.S. Senior Open. 1982 Marlboro Classic, Denver Post Champions of Golf. 1983 Boca Grove Senior Classic. 1984 PGA Seniors', Senior Tournament Players Championship, Quadel Senior Classic. 1985 Senior Tournament Players Championship. 1988 Crestar Classic

INTERNATIONAL VICTORIES (13): 1955 Panama Open, Colombia Open (South America). 1961 British Open (Eur). 1962 British Open (Eur). 1963 Australian Wills Masters (Aus). 1964 Piccadilly World Match Play Championship (Eur). 1966 Australian Open (Aus). 1967 Piccadilly World Match Play Championship (Eur), World Cup (Indiv.). 1971 Lancome Trophy (Eur). 1975 Spanish Open (Eur), British PGA Championship (Eur). 1980 Canadian PGA Championship (Can)

OTHER VICTORIES: 1960 and 1962 Canada Cups (with Sam Snead). 1963, 1964 and 1966 Canada Cups (with Jack Nicklaus). 1966 PGA Team Championship (with Jack Nicklaus). 1967 World Cup (with Jack Nicklaus). 1984 Doug Sanders Celebrity Pro-Am. 1986 Unionmutual Classic.

1999 SEASON: Played in three TOUR events, missing cut in each: Bob Hope Chrysler Classic, Bay Hill Invitational and Masters Tournament...broke tie with Sam Snead by playing in his 45th consecutive Masters...played in 10 events on the SENIOR PGA TOUR with his best finish being 65th at the Cadillac NFL Classic.

CAREER HIGHLIGHTS: Named recipient of third PGA TOUR Lifetime Achievement Award at annual PGA TOUR Awards Dinner at La Costa on January 9, 1998...in 1996, captained U.S. Presidents Cup Team to its second consecutive win in biennial series, 16 1/2-15 1/2 victory over International Team at Robert Trent Jones GC...one of game's most dominant players and personalities...owner of 92 victories worldwide...his 60 TOUR victories trail only Sam Snead (81), Jack Nicklaus (70) and Ben Hogan (63) on all-time list...tied with Nicklaus for most consecutive years with at least one TOUR victory...first TOUR player to earn \$1 million in his career (7/21/68)...named PGA Player of the Year in 1960 and 1962...led PGA TOUR in earnings in 1958, 1960, 1962 and 1963, and is namesake of PGA TOUR and SENIOR PGA TOUR award for top money-winner...1961-62-64-67 Vardon Trophy winner...named Associated Press Athlete of the Decade for the 1960s...named 1960 Hickock Athlete of the Year and 1960 Sports Illustrated Sportsman of the Year...awarded PGA of America Distinguished Service Award in 1994...winner of seven professional major championships: 1958-60-62-64 Masters, 1961-62 British Open, 1960 U.S. Open...final-round 65 at 1960 U.S. Open at Cherry Hills defeated amateur Jack Nicklaus by two strokes...won 29 tournaments between 1960 and 1963...last PGA TOUR victory came at 1973 Bob Hope Desert Classic, by two strokes over Nicklaus and Johnny Miller...played his last U.S. Open at Oakmont in 1994, 40 years after playing his first...final British Open appearance, at St. Andrews in 1995, came on 35th anniversary of his first time in that event...first player to win U.S. Open and U.S. Senior Open (1981)...1954 U.S. Amateur Champion...Ryder Cup captain in 1963 and 1975.

PERSONAL: Maintains active business schedule with golf course design, construction and development...principal owner of Bay Hill Club and Lodge, site of Bay Hill Invitational...Chairman of the Board of The Golf Channel...pilot of considerable renown who holds one aviation record...received Francis Ouimet Award from Francis Ouimet Caddie Scholarship Foundation in Boston in Jan. 1997...received 1999 Donald Ross Award from the American Society of Golf Course Architects...first former champion to be awarded membership at Augusta National GC...Latrobe, PA airport named after him in honor of 70th birthday...family named Golf Family of the Year for 1999 by the National Golf Foundation...wife Winnie died on Nov. 20, 1999.

ARNOLD PALMER...continued

PGA TOUR CAREER SUMMARY					PLAYOFF RECORD: 14-10				
Year	Events Played	Cuts Made	1st	2nd	3rd	Top 10	Top 25	Earnings	Rank
1949(Am.)	1	1							
1953(Am.)	1	1							
1954(Am.)	4	4				1	3		
1955	31	25	1		1	8	15	\$7,958	32
1956	30	27	2	1		8	13	\$16,145	19
1957	33	27	4		2	13	20	\$27,803	5
1958	32	28	3	5	2	14	23	\$42,608	1
1959	31	29	3	1	3	16	25	\$32,462	5
1960	27	25	8	1	2	19	24	\$75,263	1
1961	26	24	5	5	2	20	23	\$61,091	2
1962	21	21	7	1		13	19	\$81,448	1
1963	20	20	7	3		14	16	\$128,230	1
1964	26	25	2	6	4	18	24	\$113,203	2
1965	22	19	1	3		6	13	\$57,771	10
1966	22	21	3	2	2	13	15	\$110,468	3
1967	25	22	4	4	1	16	19	\$184,065	2
1968	24	20	2	2		8	13	\$87,496	14
1969	26	25	2		1	10	16	\$95,267	9
1970	22	22	1	3	2	11	14	\$100,941	11
1971	24	24	4		1	10	20	\$162,896	3
1972	22	18		1	2	10	15	\$81,440	24
1973	22	20	1		1	7	15	\$87,275	27
1974	20	13				2	7	\$32,627	75
1975	20	15			1	5	12	\$59,018	36
1976	19	13					6	\$17,018	115
1977	21	16					7	\$21,950	101
1978	15	11				2	4	\$27,073	95
1979	16	9					1	\$9,276	159
1980	13	9					3	\$16,589	136
1981	12	6						\$4,164	204
1982	11	4					1	\$6,621	199
1983	11	6				1	1	\$16,904	159
1984	8	2						\$2,452	218
1985	6	2						\$3,327	214
1986	6								
1987	4	1						\$1,650	269
1988	5								
1989	4	1						\$2,290	253
1990	4								
1991	5	1					1	\$7,738	237
1992	5								
1993	5	1						\$1,970	316
1994	6								
1995	5								
1996	3								
1997	2								
1998	3								
1999	3								
Total	724	558	60	38	27	245	388	\$1,861,857	159

SENIOR PGA TOUR CAREER SUMMARY					PLAYOFF RECORD: 1-1			
Year	Events Played	1st	2nd	3rd	Top 10	Top 25	Earnings	Rank
1980	1	1			1	1	\$20,000	4
1981	4	1	1	2	4	4	\$55,100	4
1982	7	2		1	5	7	\$73,848	4
1983	12	1	1	1	8	12	\$106,590	6
1984	13	3	3		9	12	\$184,582	4
1985	13	1	1	2	9	12	\$137,024	11
1986	15		1	1	6	13	\$99,056	21
1987	17			1	8	13	\$128,910	19
1988	18	1		1	8	14	\$185,373	17
1989	17				4	11	\$119,907	38
1990	17					5	\$66,519	65
1991	17				4	7	\$143,967	46
1992	18					4	\$70,815	72
1993	18				1	5	\$106,232	64
1994	13					1	\$34,471	91
1995	12					1	\$51,526	86

continued on page 2-175

ARNOLD PALMER...continued

SENIOR PGA TOUR CAREER SUMMARY

Year	Events Played	1st	2nd	3rd	Top 10	Top 25	Earnings	Rank
1996	16					1	\$48,192	89
1997	13						\$29,052	101
1998	13						\$20,454	111
1999	10						\$8,185	135
Total	264	10	7	9	67	123	\$1,692,657	79
COMBINED TOTAL MONEY:							\$3,554,514	

PGA TOUR TOP TOURNAMENT SUMMARY

YEAR	55	56	57	58	59	60	61	62	63	64	65	66	67	68	69
Masters Tournament	T10	21	T7	1	3	1	T2	1	T9	1	T2	T4	4		26
U.S. Open	T21	7		T23	T5		1	T14	2	T2	T5		2	2	T59
British Open Championship						2	T1	1	T26		16	T8			T10
PGA Championship				T40	T14	T7	T5	T17	T40	T2	T33	T6	T14	T2	

PGA TOUR TOP TOURNAMENT SUMMARY (cont.)

YEAR	70	71	72	73	74	75	76	77	78	79	80	81	82	83	84
Masters Tournament	T36	T18	T33	T24	T11	T13		T24	T37		T24	CUT	47	T36	CUT
U.S. Open	T54	T24	3	T4	T5	T9	T50	T19		T59	61	CUT	CUT	T60	
British Open Championship	12		T6	T14		T16	T55	7	T34		CUT	T23	T27	T56	CUT
PGA Championship	T2	T18	T16		T28	T33	T15	T19			T72	76	CUT	T67	CUT
THE PLAYERS Championship							T51	T40	T77	T50		T45	CUT	T54	T66

PGA TOUR TOP TOURNAMENT SUMMARY (cont.)

YEAR	85	86	87	88	89	90	91	92	93	94	95	96	97	98	99
Masters Tournament	CUT	CUT	CUT	CUT	CUT	CUT	CUT	CUT	CUT	CUT	CUT	CUT	CUT	CUT	CUT
U.S. Open										CUT					
British Open Championship				CUT		CUT	CUT				CUT				
PGA Championship	T65	CUT	T65	CUT	T63	CUT	CUT	CUT	CUT	CUT					
THE PLAYERS Championship	T69	CUT													

SENIOR PGA TOUR TOP TOURNAMENT SUMMARY

YEAR	83	84	85	86	87	88	89	90	91	92	93	94	95	96	97	98	99
The Tradition							T26	T61			T57		T25	T43			
U.S. Senior Open	T11	2	T11	T25	T14	T22	T53	CUT	CUT	T32	T52	T57	T51	T43	69	51	CUT
PGA Seniors' Championship		1			T16	T5	T11	T13	CUT	T47	T27	CUT	CUT	CUT	CUT	CUT	CUT
FORD SENIOR PLAYERS Championship	T5	1	1	T3	T5	T32	T4	T48	T43	T36	T44	T65	T46				

NATIONAL TEAMS: World Cup (6), 1960, 1962, 1963, 1964, 1966, 1967; Ryder Cup (6), 1961, 1963, 1965, 1967, 1971, 1973; Ryder Cup Captain (2), 1963, 1975; Captain and member of Chrysler Cup team (5), 1986, 1987, 1988, 1989, 1990; The Presidents Cup Captain, 1996

1999 PGA TOUR STATISTICS

Scoring Average	77.05	(N/A)
Driving Distance	240.9	(N/A)
Driving Accuracy Percentage	67.6	(N/A)
Total Driving		(N/A)
Greens in Regulation Pct.	46.5	(N/A)
Putting Average	1.821	(N/A)
Sand Save Percentage	40.0	(N/A)
Birdies Average	2.50	(N/A)

1999 SENIOR PGA TOUR STATISTICS

Scoring Average	76.57	(N/A)
Driving Distance	250.8	(N/A)
Driving Accuracy Percentage	65.6	(N/A)
Total Driving		(N/A)
Greens in Regulation Pct.	47.4	(N/A)
Putting Average	1.866	(N/A)
Sand Save Percentage	36.2	(N/A)
Eagles (Holes per)	504.0	(N/A)
Birdies Average	2.07	(N/A)


MISCELLANEOUS STATISTICS

Scoring Average Before Cut	77.25	(N/A)
Scoring Average 3rd Round	78.00	(N/A)
Birdies Conversion %	29.9	(N/A)
Par Breakers	13.9	(N/A)

1999 Low Round: 74: 1999 Bay Hill Invitational/2
 Career Low Round: 62: 1966 Los Angeles Open/3
 Career Largest Paycheck: \$50,000: 1971 Westchester Classic/1

MISCELLANEOUS SENIOR TOUR STATISTICS

1999 Low Round: 70: 1999 ACE Group Classic/2
 Career Low Round: 63: 1984 General Foods PGA SENIORS' Championship/2
 Career Largest Paycheck: \$48,750: 1988 Crestar Classic/1



JESPER PARNEVIK (YES-per PAR-nuh-vick)

EXEMPT STATUS: 1999 tournament winner (through 2001)

FULL NAME: Jesper Bo Parnevik

HEIGHT: 6' 0"

WEIGHT: 175

BIRTHDATE: March 7, 1965

BIRTHPLACE: Stockholm, Sweden

RESIDENCE: Jupiter, FL

FAMILY: Wife, Mia; Ida Josetin Peg (9/3/95), Penny (5/9/97), Phillipa (5/16/99)

COLLEGE: Palm Beach Junior College

SPECIAL INTERESTS: Magic, vitamins, tennis, boating

TURNED PROFESSIONAL: 1986

Q SCHOOL: Dec. 1993

TOUR VICTORIES (2): 1998 Phoenix Open 1999 Greater Greensboro Chrysler Classic

INTERNATIONAL VICTORIES (8): 1988 Odense Open (Sweden), Raklosia Open (Sweden). 1990 Swedish Open (Eur). 1993 Scottish Open (Eur). 1995 Scandinavian Masters (Eur). 1996 Trophee Lancome (Eur). 1997 Johnnie Walker Super Tour (Asia). 1998 Scandinavian Masters (Eur).

BEST 1999 PGA TOUR FINISHES: 1--Greater Greensboro Chrysler Classic; T9--Bell Canadian Open; T10--British Open, PGA Championship.

BEST 1999 INTERNATIONAL FINISHES: 2--Volvo Scandanavian Masters (Eur); T5--The Standard Life Loch Lomond (Eur).

1999 SEASON: Earned his second career PGA TOUR title by two strokes over Jim Furyk...won in wire-to-wire fashion, becoming the first player since Ernie Els at the 1997 Buick Classic to accomplish the feat...led by one stroke after a first-round 65...increased lead to two strokes after a 63 in the second round, and to three strokes after a 67 on Saturday...final-round 70 earned him the victory and Greater Greensboro Chrysler Classic tournament record...began week with new putter, new set of irons and new caddie: part-time TOUR player Lance Ten Broeck, one of his close friends...lit victory cigar on before holing his final putt...hurt his neck playing with his daughter in a swimming pool at Bob Hope Chrysler Classic...went on to tie for 14th in defense of his Phoenix Open title despite not having hit any full shots until Wednesday's pro-am...was disqualified from MCI Classic for brushing line of putt with glove and subsequently not penalizing himself...posted ties for 10th in the British Open and PGA Championships...it was his third consecutive top-10 finish in the British Open, and the fourth in seven total appearances...represented Europe on his second Ryder Cup team...in November, withdrew from WGC-American Express Championship due to an irregular heartbeat...took remainder of year off to undergo tests and rest.

CAREER HIGHLIGHTS: Earned first PGA TOUR title at the 1998 Phoenix Open, a three-stroke victory over Tommy Armour III, Steve Pate, Brent Geiberger and Tom Watson...after opening 68-68, third-round 66 brought him share of 54-hole lead with Scott Verplank...birdied three of final five holes to gain victory...second Swede to win on TOUR, following Gabriel Hjertstedt at 1997 B.C. Open...victory followed second-place finish at 1997 Phoenix Open...12th time in 1990s that player finished second in tournament one year, then won same event the next year...in 1997 finished top 25 in 11 of 19 events entered...posted five runner-up finishes and one third-place...began year with 17 rounds at par or better...had four consecutive top-five finishes, beginning with third at Bob Hope Chrysler Classic...followed with second at Phoenix Open, T5 at AT&T Pebble Beach National Pro-Am and T2 at Buick Invitational...final second-place finishes came at FreeportMcDermott Classic, MCI Classic and British Open...fired third-round 66 at British Open to open a two-stroke lead over Darren Clarke and five-stroke edge over Justin Leonard heading into final round...73 on Sunday not good enough to hold off Leonard, so settled for British Open second place for second time in career...won 1996 Lancome Trophy on PGA European Tour by five strokes over Colin Montgomerie...1994 marked first British Open near-miss at Turnberry...held two-stroke lead at final hole, but made bogey to finish 11-under-par 269...Nick Price went eagle-birdie-par on final three holes to capture one-stroke victory...joined TOUR after finishing T4 in 1993 Qualifying Tournament...first European Tour win came at 1993 Bell's Scottish Open...lost to Seve Ballesteros on sixth playoff hole at 1992 Turespana Open...became first Swede to capture a European Tour event in Sweden with victory at 1995 Scandanavian Masters...was 1-1-2 as member of European Ryder Cup team in 1997 and 3-1-1 in 1999.

PERSONAL: Father is Sweden's most famous comedian...first turned up bill of cap to get a tan on his face while playing...learned game by hitting floating golf balls into lake behind family home...his company, Lifizz, Inc., markets and distributes effervescent vitamins in the United States...Lifizz is official vitamin of the PGA TOUR.

PGA TOUR CAREER SUMMARY							PLAYOFF RECORD: 0-0			
Year	Events Played	Cuts Made	1st	2nd	3rd	Top 10	Top 25	Earnings	Rank	
1994	17	12				2	4	\$148,816	120	
1995	19	15				2	7	\$222,458	84	
1996	19	17			1	5	9	\$389,266	53	
1997	19	16		5	1	9	11	\$1,217,587	12	
1998	20	17	1		1	5	13	\$1,290,822	14	
1999	20	17	1			4	10	\$1,055,468	36	
Total	114	94	2	5	3	27	54	\$4,324,416	69	
1999 INTERNATIONAL SUMMARY										
European Tour										
1999	4	4		1		2	4	\$294,009		

JESPER PARNEVIK...continued

TOP TOURNAMENT SUMMARY

YEAR	93	94	95	96	97	98	99
Masters Tournament					T21	T31	CUT
U.S. Open					T48	T14	T17
British Open Championship	T21	2	T24	T45	T2	T4	T10
PGA Championship		CUT	T20	T5	T45	CUT	T10
THE PLAYERS Championship			T49	T53	CUT	T25	T23
THE TOUR Championship					T6	T3	
WGC-Andersen Consulting Match Play							T33
WGC-NEC Invitational							T27

NATIONAL TEAMS: Dunhill Cup (4), 1993, 1994, 1995, 1997; World Cup (2), 1994, 1995; Ryder Cup (2), 1997, 1999


1999 PGA TOUR STATISTICS

Scoring Average	70.37	(25)
Driving Distance	272.4	(92T)
Driving Accuracy Percentage	69.1	(88T)
Total Driving	180	(81)
Greens in Regulation Pct.	63.9	(106T)
Putting Average	1.769	(39T)
Sand Save Percentage	56.0	(37T)
Eagles (Holes per)	279.0	(98T)
Birdies Average	3.65	(22T)
All-Around Ranking	507	(34)

MISCELLANEOUS STATISTICS

Scoring Average Before Cut	71.03	(52)
Scoring Average 3rd Round	71.60	(121)
Scoring Average Final Round	72.60	(141)
Birdies Conversion %	31.7	(17T)
Par Breakers	20.6	(23T)

1999 Low Round: 63: 1999 Greater Greensboro Chrysler Classic/2
Career Low Round: 62: 1997 Bob Hope Chrysler Classic/5
Career Largest Paycheck: \$468,000: 1999 Greater Greensboro Chrysler Classic/1



CRAIG PARRY (perry)

EXEMPT STATUS: 39th on 1999 money list

FULL NAME: Craig David Parry

HEIGHT: 5'6"

WEIGHT: 170

BIRTHDATE: January 12, 1966

BIRTHPLACE: Sunshine, Victoria, Australia

RESIDENCE: Sydney, Australia and Orlando, FL

FAMILY: Wife, Jenny; April (8/22/92), Ryan (10/20/94), Brendan (4/9/97)

SPECIAL INTERESTS: Sailing, water sports, cricket, rugby, computers, Australian Rules Football

TURNED PROFESSIONAL: 1985

JOINED TOUR: April 1992

BEST CAREER FINISHES: 2--1994 Honda Classic; 1995 Colonial National Invitation; 1996 GTE Byron Nelson Classic; T2--1996 Buick Classic

INTERNATIONAL VICTORIES (18): 1987 New South Wales Open (Aus), Canadian TPC (Can). 1989 German Open (Eur), Wang Four Stars Pro-Celebrity (Eur), Bridgestone ASO (Jpn). 1991 Italian Open (Eur), Scottish Open (Eur). 1992 Australian PGA Championship (Aus), New South Wales Open (Aus), Australian Masters (Aus). 1994 Australian Masters (Aus). 1995 Canon Challenge (Aus), Greg Norman's Holden Classic (Aus). 1996 Australian Masters (Aus). 1997 Satelindo Indonesia Open (Asia), Japan Open (Jpn), Coolum Classic (Aus). 1999 Ford Open (Aus).

BEST 1999 PGA TOUR FINISHES: T3--World Golf Championships-NEC Invitational; T4--British Open; T5--Bay Hill Invitational; T7--COMPAQ Classic of New Orleans, MasterCard Colonial

BEST 1999 INTERNATIONAL FINISHES: 1--Ford Open; T3--Ericsson Masters, ANZ Players Championship; 6--Heineken Classic. (all Aus.)

1999 SEASON: Enjoyed his best season on TOUR with more than \$900,000 in earnings...his 39th place finish on the money list was also his highest...recorded his highest finish in a major since T3 in 1993 U.S. Open with his tie for fourth at the British Open...third-round 67 matched low round of tournament...stood T2 after 54 holes, five strokes behind Jean Van de Velde...posted his best finish of the year at the World Golf Championships-NEC Invitational in August when he finished tied for third...had one of only four rounds in the 60s on Sunday...won Ford Open on Australasian Tour.

CAREER HIGHLIGHTS: In 1996, earned \$454,203 in 24 starts and posting two runner-up finishes...at GTE Byron Nelson Classic, opened with 70-67 before shooting 65-65 to move from T23 to second...later tied for second at Buick

CRAIG PARRY...continued

Classic with three others...finished T4 at Motorola Western Open...T3 in 1993 U.S. Open at Baltusrol after sharing first-round lead at 66...first runner-up finish came at 1994 Honda Classic, where he closed with 67...also finished second at Colonial National Invitation after leading through 36 and 54 holes...final-round 71 relinquished lead and eventually victory to Tom Lehman by one stroke...became special temporary TOUR member in April 1992...finished T6 at THE PLAYERS Championship and Freeport-McMoRan Classic in consecutive weeks...at Masters the following week, shared 36-hole lead with Ian Woosnam before falling to T13...1997 a typical year for him...earned more than \$200,000 for sixth consecutive year and eclipsed \$300,000 mark for fourth time in six seasons...had four top-10s in 1997, his most since 1992...matched that total in 1998...won three overseas events - Satelindo Indonesia Open on Omega Tour, Japan Open and Coolum Classic in Australia - in 1997...member of first three International Teams for Presidents Cup Matches.

PERSONAL: Nicknamed "Popeye" for his well-developed forearms...a computer enthusiast who often tinkers with his laptop at tournament sites.

PGA TOUR CAREER SUMMARY

PLAYOFF RECORD: 0-0

Year	Events Played	Cuts Made	1st	2nd	3rd	Top 10	Top 25	Earnings	Rank
1987	1								
1988	1							\$1,650	282
1990	8	6					2	\$43,351	181
1991	6	6					3	\$63,767	162
1992	13	11			1	4	6	\$241,901	64
1993	23	16			1	6	7	\$323,068	50
1994	20	15		1		3	8	\$354,602	46
1995	24	16		1		2	5	\$293,413	65
1996	24	19		2		3	7	\$454,203	43
1997	20	16			1	4	7	\$387,603	63
1998	16	10				4	6	\$312,710	98
1999	19	15			1	5	8	\$962,376	39
Total	175	131		4	4	31	59	\$3,438,643	89

1999 INTERNATIONAL SUMMARY

Australasian Tour

1999	6	6	1	2	4	5	\$182,842
------	---	---	---	---	---	---	-----------

TOP TOURNAMENT SUMMARY

YEAR	88	90	91	92	93	94	95	96	97	98	99
Masters Tournament	CUT			T13	T45	T30					T48
U.S. Open	46	T11	T33	T3	T25			T90	T43		T34
British Open Championship	CUT	T22	8	T28	T59	T77	CUT	CUT	CUT	CUT	T4
PGA Championship		T40	T43		T31	T19	CUT	T65	CUT	T71	CUT
THE PLAYERS Championship		T61	T15	T6	CUT	T14	CUT	T53	T22	CUT	69
WGC Andersen Consulting Match Play											T17
WGC NEC Invitational											T3
WGC American Express Championship											T20

NATIONAL TEAMS: Kirin Cup, 1988; Four Tours World Championship of Golf (3), 1989, 1990, 1991; Dunhill Cup (5), 1993, 1995, 1996, 1998, 1999; The Presidents Cup (3), 1994, 1996, 1998.

1999 PGA TOUR STATISTICS

Scoring Average	70.27	(22)
Driving Distance	270.0	(114T)
Driving Accuracy Percentage	69.0	(91T)
Total Driving	205	(129)
Greens in Regulation Pct.	59.3	(185)
Putting Average	1.795	(115T)
Sand Save Percentage	54.9	(48T)
Eagles (Holes per)	0.80	(187)
Birdies Average	3.13	(144T)
All-Around Ranking	906	(136)

MISCELLANEOUS STATISTICS

Scoring Average Before Cut	71.53	(101)
Scoring Average 3rd Round	71.07	(68T)
Scoring Average Final Round	72.43	(128)
Birdies Conversion %	29.4	(63T)
Par Breakers	17.5	(147T)

1999 Low Round: 65: 1999 GTE Byron Nelson Classic/2
Career Low Round: 64: 3 times, most recent 1997 Honda Classic/2
Career Largest Paycheck: \$327,500: 1999 WGC NEC Invitational/T3



STEVE PATE

EXEMPT STATUS: Member 1999 Ryder Cup team
FULL NAME: Stephen Robert Pate
HEIGHT: 6' 0" **WEIGHT:** 175
BIRTHDATE: May 26, 1961 **BIRTHPLACE:** Ventura, CA
RESIDENCE: Agoura Hills, CA; plays out of North Ranch CC, Westlake, CA
FAMILY: Wife, Sheri; Nicole (3/12/88), Sarah (10/8/90)
COLLEGE: UCLA (1984, Psychology)
SPECIAL INTERESTS: Fishing
TURNED PROFESSIONAL: 1983 **Q SCHOOL:** Fall 1984

PGA TOUR VICTORIES (6): 1987 Southwest Classic. 1988 MONY Tournament Of Champions, Shearson Lehman Hutton-Andy Williams Open. 1991 Honda Classic. 1992 Buick Invitational of California. 1998 CVS Charity Classic

BEST 1999 FINISHES: 2--Bob Hope Chrysler Classic, GTE Byron Nelson Classic; 4--World Golf Championships-Andersen Consulting Match Play Championship; T4--Masters Tournament; T8--PGA Championship.

1999 SEASON: Financially, his 1999 earnings \$1,755,960 more than doubled his best previous year on TOUR...only David Duval's miraculous final-round 59 kept him from earning his seventh career PGA TOUR title at the Bob Hope Chrysler Classic...shot 25-under-par over the course of five rounds in Palm Springs...a little over a month later, reached the semifinals at the World Golf Championships-Andersen Consulting Match Play Championship, losing to John Huston in third-place match...in April finished tied for fourth in the Masters...during third-round 65, tied Augusta National record with seven consecutive birdies...lost in playoff to Loren Roberts at GTE Byron Nelson Classic...final-round 69 led to a tie for eighth at the PGA Championship at Medinah...Captain's Choice for 1999 Ryder Cup where he had a 2-1-0 record...named PGA TOUR Comeback Player of The Year.

CAREER HIGHLIGHTS: Winner of six PGA TOUR events, including two in 1988...captured season-opening MONY Tournament of Champions by one stroke over Larry Nelson...at Shearson Lehman Hutton-Andy Williams Open, scored one-stroke victory over Jay Haas...finished 12th on money list that year...second-best earnings year came in 1991, when he had five top-three finishes and earned \$727,997, sixth on money list...posted one victory that year, at Honda Classic by three strokes over Paul Azinger and Dan Halldorson, despite closing 75...lost playoff to Corey Pavin at 1991 BellSouth Atlanta Classic...won fog-curtained 1992 Buick Invitational of California, by one stroke over Chip Beck...earned first victory since 1992 Buick Invitational with one-stroke win over Scott Hoch and Bradley Hughes at 1998 CVS Charity Classic...stood one off 54-hole lead after rounds of 70-65-67...closing 67 produced sixth TOUR title...win capped comeback from Jan. 1996 car crash in California desert that left him with broken right hand, wrist and cheekbone...ran into rear end of slow-moving truck while on way home from Phoenix Open...runner-up finish at 1990 International featured double eagle...made successful return to TOUR in 1997, following 1996 wrist injury, playing in 28 events and making cut 15 times...ranked among top 100 on money list for first time since 1994...recorded four top-10 and six top-25 finishes...first top-10 finish came at MasterCard Colonial, where shot 69-66-64 and trailed David Ogryin by four strokes...final-round 73 dropped him out of top five to T10...member of 1991 and 1999 Ryder Cup Teams...in 1991 played in only one match due to bruised hip suffered in traffic accident on way to banquet...1983 PAC-10 champion and All-American at UCLA.

PERSONAL: Earned the nickname "Volcano" for his sometimes volatile temper...older brother John competed in 1996 U.S. Amateur and U.S. Mid-Amateur...teammate of Corey Pavin, Duffy Waldorf and Jay Delsing at UCLA...after fracturing right wrist in early-season traffic accident in 1996, cracked bone in other wrist that August when he tripped on a dock.

PGA TOUR CAREER SUMMARY

PLAYOFF RECORD: 0-3

Year	Events Played	Cuts Made	1st	2nd	3rd	Top 10	Top 25	Earnings	Rank
1985	27	12		1		3	3	\$89,358	86
1986	33	26			1	3	10	\$176,100	51
1987	33	27	1			6	13	\$335,728	26
1988	30	25	2	1	1	7	17	\$582,473	12
1989	31	25			1	5	14	\$306,554	35
1990	29	22		1		5	11	\$334,505	39
1991	26	23	1	1	3	8	15	\$727,997	6
1992	31	24	1			5	10	\$472,626	30
1993	28	19				4	9	\$254,841	64
1994	29	20			1	5	9	\$291,651	64
1995	32	15					3	\$89,758	168
1996	3	3						\$10,403	274
1997	28	15				4	6	\$261,436	95
1998	26	18	1	1		4	9	\$782,504	34
1999	28	24		2		5	11	\$1,755,960	13
Total	414	298	6	7	7	64	140	\$6,471,895	35
BUY.COM TOUR									
1996	1	1						\$980	233
Total	1	1						\$980	
COMBINED TOTAL MONEY:								\$6,472,875	

STEVE PATE...continued

TOP TOURNAMENT SUMMARY

YEAR	86	87	88	89	90	91	92	93	94	95	96	97	98	99
Masters Tournament			T36	T26		T3	T6	CUT						T4
U.S. Open		T24	T3	T51	T33	T49	CUT	T19	T21	CUT			T32	T34
British Open Championship			CUT	T13	T8	T63	4	CUT						T45
PGA Championship	T53	T61	T62	T41	T31	T7	T48	70		T58			CUT	T8
THE PLAYERS Championship	T72	CUT	57	T34	T11	T27	T40	CUT	CUT	CUT			T42	T58
THE TOUR Championship		T21	T17			T26	30							T12
WGC Andersen Consulting Match Play														4
WGC NEC Invitational														T12
WGC American Express Championship														T46

NATIONAL TEAMS: Kirin Cup, 1989; Ryder Cup (2), 1991, 1999; Dunhill Cup, 1991

1999 PGA TOUR STATISTICS

Scoring Average	70.66	(44T)
Driving Distance	269.7	(119T)
Driving Accuracy Percentage	69.2	(84T)
Total Driving	203	(123T)
Greens in Regulation Pct.	65.2	(70T)
Putting Average	1.776	(59T)
Sand Save Percentage	40.3	(183T)
Eagles (Holes per)	276.0	(93T)
Birdies Average	3.43	(59T)
All-Around Ranking	711	(86)

MISCELLANEOUS STATISTICS

Scoring Average Before Cut	70.53	(19T)
Scoring Average 3rd Round	71.57	(115T)
Scoring Average Final Round	72.62	(142T)
Birdies Conversion %	29.3	(72T)
Par Breakers	19.4	(59T)

1999 Low Round: 63: 1999 GTE Byron Nelson Classic/1
 Career Low Round: 62: 1989 Bob Hope Chrysler Classic/3
 Career Largest Paycheck: \$324,000: 2 times, most recent 1999 GTE Byron Nelson Classic/2



CARL PAULSON

EXEMPT STATUS: 1st on 1999 BUY.COM TOUR money list
HEIGHT: 5' 9" **WEIGHT:** 180
BIRTHDATE: December 29, 1970 **BIRTHPLACE:** Quantico, VA
RESIDENCE: Orlando, FL
FAMILY: Wife, Heather; Ned Maxwell (2/10/98)
COLLEGE: University of South Carolina (1994, Marketing)
SPECIAL INTERESTS: All sports
TURNED PROFESSIONAL: 1991 **Q SCHOOL:** 1994

BEST PGA TOUR CAREER FINISH: T7--1995 Walt Disney World/Oldsmobile Classic.

BUY.COM TOUR VICTORIES (2): 1999 Utah Classic, Boise Open

BEST BUY.COM TOUR 1999 FINISHES: 1--Utah Classic, Boise Open; T2--Knoxville Open; T3--Fort Smith Classic; 4--Cleveland Open; T7--Monterrey Open, Carolina Classic; T9--Greensboro Open.

BEST 1999 INTERNATIONAL FINISHES: T66--Casio World Open (Jpn).

1999 SEASON: Earned full-exempt status on the 2000 PGA TOUR by finishing No. 1 on the 1999 BUY.COM money list with \$223,051, the third highest single-season total in the 10-year history of the BUY.COM TOUR...set BUY.COM TOUR record for consecutive starts when he teed it up at the BUY.COM Omaha Classic, his 79th straight tournament...captured his first career victory at the \$375,000 BUY.COM Utah Classic, his record-setting 83rd consecutive event...posted rounds of 68-64-65-69 to finish 22-under par, six shots ahead of his nearest competitor...his 5-stroke 54-hole lead and 6-stroke margin of victory were the largest on TOUR in 1999...collected \$67,500 for his first win...participated in the Ganter Cup the next day, where he lost his match play event to David Duval...finally took a week off following his win...returned to the TOUR a week later and won again, this time at the \$325,000 BUY.COM Boise Open, adding another \$58,500 to his earnings...was a combined 40-under par for the two weeks...his two-week

CARL PAULSON...continued

earnings totaled \$126,000 and vaulted him to the No. 1 spot on the money list...fired a final-round 66 to come from two strokes off the pace and win by four in Idaho...was named Player of the Month for September...made the cut in 19 of 28 events, with 8 top-10 and 13 top-25 finishes...was one of three players to tie for 2nd at the BUY.COM Knoxville Open, missing out on a possible playoff by one stroke...had a hole-in-one in the third round of the BUY.COM Cleveland Open...finished No. 2 in the All-Around Ranking category and No. 4 in Total Driving.

CAREER HIGHLIGHTS: Member of the PGA TOUR in 1995-96...earned his PGA TOUR card for 1995 after finishing T37 at the 1994 PGA TOUR Qualifying Tournament...played in 21 events in 1995, made 10 cuts and finished No. 183 on the money list...took medalist honors at the 1995 PGA TOUR Qualifying Tournament...ranked third among eagle leaders on 1996 PGA TOUR and finished in top 10 in driving distance both years he was a TOUR member (No. 8 in 1995 with 278.2 and T8 in 1996 at 280.4)...All-America selection and Southeastern Conference Player of the Year in 1993.

PERSONAL: Played select-level soccer until high school?chronicled his first season on the PGA TOUR in the book "Rookie on Tour".

PGA TOUR CAREER SUMMARY					PLAYOFF RECORD: 0-0				
Year	Events Played	Cuts Made	1st	2nd	3rd	Top 10	Top 25	Earnings	Rank
1995	21	10				1	2	\$64,501	183
1996	30	14					4	\$116,071	155
1999	1								
Total	52	24				1	6	\$180,573	
BUY.COM TOUR									
1995	6	2					2	\$5,750	151
1996	3	2		1		2	2	\$24,550	76
1997	29	18		2		4	12	\$88,836	22
1998	30	20		1		4	9	\$69,628	40
1999	28	19	2		1	8	13	\$223,051	1
Total	96	61	2	5	1	18	38	\$411,816	
1999 INTERNATIONAL SUMMARY									
Japan Golf Tour									
1999	1	1						\$3,014	
COMBINED TOTAL MONEY:								\$595,402	

TOP TOURNAMENT SUMMARY

YEAR 96
U.S. Open Championship CUT

1999 PGA TOUR STATISTICS

Scoring Average	71.49	(N/A)
Driving Distance	294.0	(N/A)
Driving Accuracy Percentage	67.9	(N/A)
Total Driving		(N/A)
Greens in Regulation Pct.	52.8	(N/A)
Putting Average	1.789	(N/A)
Sand Save Percentage	50.0	(N/A)
Birdies Average	2.50	(N/A)

MISCELLANEOUS STATISTICS

Scoring Average Before Cut	73.50	(N/A)
Birdies Conversion %	26.3	(N/A)
Par Breakers	13.9	(N/A)

1999 Low Round: 73: 1999 Michelob Championship at Kingsmill/2
Career Low Round: 62: 1995 Walt Disney World/Oldsmobile Classic/1
Career Largest Paycheck: \$31,500: 1996 Bell Canadian Open/T12

1999 BUY.COM TOUR STATISTICS

Scoring Average	70.60	(8)
Driving Distance	286.0	(27T)
Driving Accuracy Percentage	67.8	(16T)
Total Driving	43	(4T)
Greens in Regulation Pct.	67.8	(22T)
Putting Average	1.766	(11T)
Sand Save Percentage	50.4	(42T)
Eagles (Holes per)	92.0	(5)
Birdies Average	3.66	(17T)
All-Around Ranking	148	(2)

MISCELLANEOUS STATISTICS

Scoring Average Before Cut	70.71	(12)
Scoring Average 3rd Round	70.42	(28T)
Scoring Average Final Round	70.79	(22)
Birdies Conversion %	30.0	(31T)
Par Breakers	21.4	(13)

1999 Low Round: 63: 1999 Fort Smith Classic/3
Career Low Round: 63: 1999 Fort Smith Classic/3
Career Largest Paycheck: \$67,500: 1999 Utah Classic/1



DENNIS PAULSON

EXEMPT STATUS: 27th on 1999 money list

FULL NAME: Dennis J. Paulson

BIRTHDATE: September 27, 1962

HEIGHT: 6'0"

RESIDENCE: San Gabriel, CA

FAMILY: Wife, Linda; Dillon Jay (6/10/97)

COLLEGE: San Diego State University

SPECIAL INTERESTS: Hunting, fishing, being a great dad

TURNED PROFESSIONAL: 1988

WEIGHT: 200

BIRTHPLACE: Vista, CA

Q SCHOOL: 1993

BEST CAREER FINISH: 2--1999 Buick Classic, Bell Canadian Open

BUY.COM TOUR VICTORIES (1): 1998 Huntsville Open

BEST 1999 FINISHES: 2--Buick Classic, Bell Canadian Open; T4--COMPAQ Classic of New Orleans; 6--Memorial Tournament; T7--Buick Invitational, Reno-Tahoe Open; T8--Kemper Open

1999 SEASON: Breakthrough season came in his third as a TOUR member...got his year off to fast start by making the cut in first five tournaments...one stroke back after 36 holes at Buick Invitational after opening with rounds of 67-64...second-round 64 featured tournament-record-tying 29 on his first nine, the back nine of the South Course at Torrey Pines...went on to finish tied for seventh...in May matched his then career-best finish with a tie for fourth in the COMPAQ Classic of New Orleans...had first finished T4 there in 1994...in the end of May recorded three consecutive top-10s...first came a T8 at the Kemper Open...followed that with a sixth-place finish in the Memorial Tournament...after taking two weeks off came back to finish second, losing to Duffy Waldorf in a playoff, at the Buick Classic...was clubhouse leader until Waldorf birdied his final two holes to force playoff...finished T7 in the Reno-Tahoe Open...earned his second runner-up placing of the year in September, finishing second to Hal Sutton at the Bell Canadian Open...solid year earned him a place in the field at THE TOUR Championship and World Golf Championships-American Express Championship.

CAREER HIGHLIGHTS: Member of PGA TOUR in 1994-95 and fully exempt BUY.COM TOUR member in 1997-98...won 1998 Huntsville Open, defeating Brent Schwarzrock in playoff...named BUY.COM TOUR Player of Month for May 1998 for victory and two other top 10s...finished T4 at 1994 Freeport-McMoRan Classic after an English Turn GC course record 10-under-par 62 in second round...ranked second to Davis Love III in driving distance in 1994...former National Long Driving Championship winner...persistence at PGA TOUR National Qualifying Tournament eventually rewarded in 1993 after eight consecutive unsuccessful attempts beginning in 1985...five career holes-in-one...posted three wins in 1996: Long Beach Open, Wyoming Open, California Open...winner of 1993 Utah State Open and 1990 California State Open...played three years on Asian Tour and won 1990 Philippines Open.

PERSONAL: Wore pager during tournaments in 1997 so that wife Linda could reach him when she went into labor with their first child, Dillon Jay.

PGA TOUR CAREER SUMMARY							PLAYOFF RECORD: 0-1		
Year	Events Played	Cuts Made	1st	2nd	3rd	Top 10	Top 25	Earnings	Rank
1985 (Am.)	1								
1986	1								
1994	27	12				1	5	\$142,515	125
1995	30	11				1	4	\$103,411	158
1998	1	1						\$4,557	317
1999	28	25		2		7	9	\$1,313,814	27
Total	88	49		2		9	18	\$1,564,296	187
BUY.COM TOUR									
1990	1	1					1	\$963	217
1992	1								
1997	25	18		2		5	13	\$81,344	25
1998	26	18	1	2		8	13	\$145,065	6
Total	53	37	1	4		13	27	\$227,372	
COMBINED TOTAL MONEY:								\$1,791,668	

DENNIS PAULSON...continued

TOP TOURNAMENT SUMMARY

YEAR	95	99
British Open Championship		T58
PGA Championship		CUT
THE PLAYERS Championship	CUT	
THE TOUR Championship		29
WGC-American Express Championship		T20


1999 PGA TOUR STATISTICS

Scoring Average	70.53	(32)
Driving Distance	286.3	(10)
Driving Accuracy Percentage	61.5	(172T)
Total Driving	182	(82T)
Greens in Regulation Pct.	65.1	(73T)
Putting Average	1.747	(8T)
Sand Save Percentage	56.5	(34T)
Eagles (Holes per)	148.5	(14)
Birdies Average	3.72	(16)
All-Around Ranking	359	(8)

MISCELLANEOUS STATISTICS

Scoring Average Before Cut	70.74	(34)
Scoring Average 3rd Round	70.58	(36T)
Scoring Average Final Round	71.83	(81T)
Birdies Conversion %	31.7	(17T)
Par Breakers	21.3	(16)

1999 Low Round: 64: 2 times, most recent 1999 Las Vegas Invitational/2
Career Low Round: 62: 1994 Freeport-McMoran Classic/2
Career Largest Paycheck: \$270,000: 2 times, most recent 1999 Bell Canadian Open/2



COREY PAVIN

EXEMPT STATUS: Winner, 1995 U.S. Open (through 2005)

FULL NAME: Corey Allen Pavin

HEIGHT: 5' 9"

WEIGHT: 150

BIRTHDATE: November 16, 1959

BIRTHPLACE: Oxnard, CA

RESIDENCE: Rancho Sante Fe, CA

FAMILY: Wife, Shannon; Ryan (5/29/86), Austin (3/5/93)

COLLEGE: UCLA

SPECIAL INTERESTS: Fishing, basketball, skiing

TURNED PROFESSIONAL: 1982

Q SCHOOL: 1983

TOUR VICTORIES (14): 1984 Houston Coca-Cola Open 1985 Colonial National Invitation 1986 Hawaiian Open, Greater Milwaukee Open. 1987 Bob Hope Chrysler Classic, Hawaiian Open. 1988 Texas Open presented by Nabisco. 1991 Bob Hope Chrysler Classic, BellSouth Atlanta Classic 1992 Honda Classic. 1994 Nissan Los Angeles Open. 1995 Nissan Open, U.S. Open. 1996 MasterCard Colonial

INTERNATIONAL VICTORIES (10): 1983 German Open (Eur), South African PGA Championship (Afr), Calberson Classic (Eur). 1984 New Zealand Open (Aus). 1985 New Zealand Open (Aus). 1993 Toyota World Match Play Championship (Eur). 1994 Tokai Classic (Jpn). 1995 Asian Masters (Asia), Million Dollar Challenge (Afr). 1996 Ssang Yong International Challenge (Korea)

BEST 1999 FINISHES: T5--MCI Classic; T7--Touchstone Energy Tucson Open; T10--PGA Championship

1999 SEASON: Had best season since 1996...after finishing outside of the top-150 on the money list in both 1997-98, rebounded to finish 70th last year...had as many top-10 finishes, three, as he did in the two previous years combined...first top-10 came at the Touchstone Energy Tucson Open, where a final-round 69 led to T7, his best finish since winning 1996 MasterCard Colonial...contended at the MCI Classic in April, finishing tied for fifth, just two strokes out of playoff...rounds of 69-64 produced 36-hole lead at MasterCard Colonial...closed with rounds of 74-68 for T11...posted first top-10 finish in a major since the 1996 Masters (T7) with his T10 in the PGA Championship at Medinah...shared first-round lead in Michelob Championship at Kingsmill after an opening 67...finished T24...ranked third in Sand Saves (63.2%) and T4 in driving accuracy (77.4%).

COREY PAVIN...continued

CAREER HIGHLIGHTS: Showed comeback was complete at end of 1998 season, when he posted top-10 finishes in two late season events... In November lost playoff to Stephen Leaney at ANZ Players Championship in Australia, where he shot course-record 66 in second round...after shooting 72-69-71, entered final round of 1995 U.S. Open three strokes behind Greg Norman...closing 68 was highlighted by 228-yard 4-wood shot to 18th green, where ball came to rest five feet from hole...two-putt par gave him his first major championship title...also in 1995, became only the second player to win back-to-back at Riviera (Ben Hogan the other) when he successfully defended his Nissan Open title...1996 also a more typical Pavin year, where he made 21 of 22 cuts and won the Mastercard Colonial...finished in the top 10 nine times and ranked 18th on the money list...scored victories in each of his first five full years on TOUR, starting with the 1984 Coca-Cola Houston Open...captured the 1988 Texas Open, shooting 21-under-par 259 to become fifth player in TOUR history to break 260...won Arnold Palmer Award in 1991, the last player to win TOUR money title with less than \$1 million...2-2-1 in inaugural Presidents Cup in 1994 and 1-3-1 in 1996.

PERSONAL: Corey and son Ryan won Disney's father-child event for Ryan's age group (1996)...serves as host for Corey Pavin Golf Classic benefiting Big Brothers and Big Sisters in Ventura County, CA...had LASIK surgery in Nov. 1998.

PGA TOUR CAREER SUMMARY

PLAYOFF RECORD: 5-3

Year	Events Played	Cuts Made	1st	2nd	3rd	Top 10	Top 25	Earnings	Rank
1980(Am.)	1	1							
1983	3	1					1	\$4,209	207
1984	29	26	1	2		5	14	\$260,536	18
1985	27	23	1	1	1	13	19	\$367,506	6
1986	28	23	2			6	14	\$304,558	19
1987	26	17	2			7	10	\$498,406	15
1988	26	17	1			3	7	\$216,768	50
1989	28	23				1	10	\$177,084	82
1990	29	26		1	1	6	13	\$468,830	26
1991	25	24	2	2	2	10	18	\$979,430	1
1992	25	20	1	3	2	7	13	\$980,934	5
1993	24	21		2		6	13	\$675,087	18
1994	20	16	1	3	1	9	11	\$906,305	8
1995	22	18	2	2	1	6	11	\$1,340,079	4
1996	22	21	1			9	14	\$851,320	18
1997	22	11				1	1	\$99,304	169
1998	23	12				2	3	\$168,485	155
1999	25	18				3	10	\$569,045	70
Total	406	318	14	16	8	94	182	\$8,867,886	14

TOP TOURNAMENT SUMMARY

YEAR	83	84	85	86	87	88	89	90	91	92	93	94	95	96	97	98	99
Masters Tournament			T25	T11	T27	T42	50		T22	3	T11	T8	T17	T7	T43	T41	CUT
U.S. Open		CUT		T9	CUT	W/D	CUT		T24	T8	CUT	T19	CUT	1	T40	CUT	CUT
British Open Championship			T22	T39	CUT	CUT	T38		T8	CUT	T34	T4	CUT	T8	T27	T51	CUT
PGA Championship			T20	T6	T21	CUT	T17	CUT	T14	T32	T12	CUT	2	CUT	T26		CUT
THE PLAYERS Championship			CUT	CUT	T58	T50	T42	T34	CUT	T41	T46	T16	T78	T3	T46	CUT	CUT
THE TOUR Championship					T5				21	T10	T2	T7	T10	T2	T21		

NATIONAL TEAMS: Walker Cup, 1981; USA vs. Japan, 1982; Nissan Cup, 1985; Ryder Cup (3), 1991, 1993, 1995; The Presidents Cup (2), 1994, 1996

1999 PGA TOUR STATISTICS

Scoring Average	70.57	(36)
Driving Distance	252.5	(192)
Driving Accuracy Percentage	77.4	(4T)
Total Driving	196	(111T)
Greens in Regulation Pct.	60.6	(173T)
Putting Average	1.758	(19)
Sand Save Percentage	63.2	(3)
Eagles (Holes per)	720.0	(177)
Birdies Average	3.30	(98T)
All-Around Ranking	702	(81)

MISCELLANEOUS STATISTICS

Scoring Average Before Cut	71.65	(107T)
Scoring Average 3rd Round	70.82	(49T)
Scoring Average Final Round	71.53	(62T)
Birdies Conversion %	30.2	(34T)
Par Breakers	18.5	(107T)

1999 Low Round: 63: 1999 GTE Byron Nelson Classic/1
Career Low Round: 62: 1990 H.E.B. Texas Open/3
Career Largest Paycheck: \$350,000: 1995 U.S. Open Championship/1



TOM PERNICE, JR.

EXEMPT STATUS: 1999 tournament winner (through 2001)
FULL NAME: Thomas Charles Pernice, Jr.
HEIGHT: 5' 10" **WEIGHT:** 150
BIRTHDATE: September 5, 1959 **BIRTHPLACE:** Kansas City, MO
RESIDENCE: Lee's Summit, MO
FAMILY: Wife, Sydney; Kristen (9/30/93), Brooke (3/7/95)
COLLEGE: UCLA (Economics, 1982)
SPECIAL INTERESTS: Gardening, television, sports, politics
TURNED PROFESSIONAL: 1983 **Q SCHOOL:** 1996, 1997

TOUR VICTORIES (1): 1999 Buick Open

BEST BUY.COM TOUR FINISH: 3--1992 Hawkeye Open

BEST 1999 PGA TOUR FINISH: 1--Buick Open

1999 SEASON: Earned first PGA TOUR victory at Buick Open, where closing 65 brought one-stroke victory over Tom Lehman, Ted Tryba and Bob Tway...shared 36-hole lead after opening 67-66...stood five strokes back after third-round 72...became seventh first-time winner of TOUR season and ninth first-winner in Buick Open history...victory came in his 213th career start on the PGA TOUR...\$432,000 payday was more than he made the first 16 years as professional...Buick Open victory made him fourth member of UCLA's 1981 golf team to record TOUR win...teammates Corey Pavin, Steve Pate and Duffy Waldorf have all won on the PGA TOUR, while another member of that team, Jay Delsing, has two second-place finishes...from second round of Greater Milwaukee Open through final round at Buick Open, recorded 14 consecutive rounds of par-or-better...shared lead at Bob Hope Chrysler Classic after a first-round 63...finished T13 there.

CAREER HIGHLIGHTS: Has improved earning in each of past three years...1998 was first season he earned full-exempt status...Although it took more than half a year, enjoyed runnerup finish to Phil Mickelson at 1998 AT&T Pebble Beach National...rounds of 67-69-67 were worth \$270,000...finished year with earnings of \$520,400...in 1997 earned more than \$100,000 for the first time...finished with \$173,012, which placed him 127th on money list...equaled career-best TOUR finish (to that point) with fourth at Greater Milwaukee Open...also had fourth-place finish at 1989 Centel Classic...earned 1998 playing privileges by finishing 25th at 1997 PGA TOUR Qualifying Tournament...entered 30 tournaments in 1997, finishing in the money 12 times...BUY.COM TOUR member in 1995 and 1996...best BUY.COM TOUR finish fifth at 1995 Philadelphia Open...had three top-10 BUY.COM TOUR finishes in 1996, including T6 at Miami Valley Open...two-time All-American at UCLA...PAC-10 Player of Year in 1981.

PERSONAL: Teammates at UCLA included Jay Delsing, Corey Pavin, Steve Pate and Duffy Waldorf...all-conference wrestler in high school...daughter Brooke suffers from disease of the retinas and is legally blind.

PGA TOUR CAREER SUMMARY						PLAYOFF RECORD: 0-0			
Year	Events Played	Cuts Made	1st	2nd	3rd	Top 10	Top 25	Earnings	Rank
1983	1								
1986	33	12					5	\$40,172	148
1987	20	5				1	1	\$15,431	195
1988	31	14				1	2	\$47,108	150
1989	22	10				2	5	\$81,863	142
1990	20	7					1	\$19,504	212
1991	3	1						\$1,824	306
1992	1								
1994	1								
1996	1	1						\$5,235	313
1997	30	12				1	5	\$173,012	127
1998	27	15		1		1	8	\$520,400	55
1999	31	14	1			1	5	\$656,140	65
Total	221	91	1	1		7	32	\$1,560,688	189
BUY.COM TOUR									
1990	10	7					3	\$6,077	108
1991	4	1						\$550	305
1992	12	2			1	2	2	\$12,500	95
1995	28	19				2	11	\$42,047	48
1996	24	12				3	8	\$34,224	58
1997	1	1						\$1,390	213
Total	79	42			1	7	24	\$96,788	
COMBINED TOTAL MONEY:								\$1,657,476	

TOM PERNICE, JR....continued

TOP TOURNAMENT SUMMARY

YEAR	86	89	90	96	99
Masters Tournament			CUT		
U.S. Open	CUT	T13	CUT	T94	
PGA Championship				CUT	
THE PLAYERS Championship				CUT	

1999 PGA TOUR STATISTICS

Scoring Average	71.40	(104T)
Driving Distance	270.8	(104T)
Driving Accuracy Percentage	69.1	(88T)
Total Driving	192	(104T)
Greens in Regulation Pct.	62.8	(138T)
Putting Average	1.780	(72T)
Sand Save Percentage	51.9	(82T)
Eagles (Holes per)	160.2	(24)
Birdies Average	3.21	(122T)
All-Around Ranking	734	(90)

MISCELLANEOUS STATISTICS

Scoring Average Before Cut	71.77	(116)
Scoring Average 3rd Round	70.60	(39T)
Scoring Average Final Round	70.57	(9)
Birdies Conversion %	28.4	(103T)
Par Breakers	18.5	(107T)

1999 Low Round: 63: 1999 Bob Hope Chrysler Classic/1
 Career Low Round: 63: 3 times, most recent 1999 Bob Hope Chrysler Classic/1
 Career Largest Paycheck: \$432,000: 1999 Buick Open/1



CHRIS PERRY

EXEMPT STATUS: 1998 tournament winner (through 2000)

FULL NAME: James Christopher Perry

HEIGHT: 6' 1"

BIRTHDATE: September 27, 1961

RESIDENCE: Powell, OH

FAMILY: Wife, Katharine; Andrew Christopher (3/1/93), Emily Ann (3/10/96), Natalie Kay (12/31/97)

COLLEGE: Ohio State University

SPECIAL INTERESTS: All sports, college football, snow skiing, family

TURNED PROFESSIONAL: 1984

WEIGHT: 195

BIRTHPLACE: Edenton, NC

Q SCHOOL: 1984

TOUR VICTORIES (1): 1998 B.C. Open

INTERNATIONAL VICTORIES (1): 1994 Mexican Open

BUY.COM TOUR VICTORIES (1): 1994 Utah Classic

BEST 1999 PGA TOUR FINISHES: T2--Sony Open in Hawaii, The Reno-Tahoe Open; 3--Buick Classic; 4--MCI Classic, Sprint International, Las Vegas Invitational, THE TOUR Championship; T4--Buick Invitational; T5--John Deere Classic; T6--Greater Milwaukee Open; T7--Motorola Western Open, WGC American Express Championship; T9--GTE Byron Nelson Classic; T10--PGA Championship.

1999 SEASON: Though he collected his first victory two years ago, 1999 was his breakthrough season...nearly tripled his best previous earnings year...ranked fifth on TOUR in earnings with \$2,145,707...best previous year was 1998 with \$730,171...his 14 top-10 finishes were second only to Tiger Woods' 16...most top-10s he had previously in a season were four in 1987 and 1998...closed with 66 at SONY Open in Hawaii to finish in a five-way tie for second, two strokes behind Jeff Sluman...came close to second TOUR title at MCI Classic, where he held one-stroke lead through 70 holes but closed bogey-bogey for fourth-place finish...closing 68 lead to T2 at Reno-Tahoe Open...posted his first-ever top-10 finish in a major with T10 at PGA Championship...led PGA TOUR with 468 birdies and was fourth with 14 eagles...ranked fifth in Greens in Regulations (69.2) and Birdie Average (3.90 per round) and seventh in All-Around (352)...finished season by making final 27 cuts in-a-row...had 10 top-10 finishes in his final 14 events.

CAREER HIGHLIGHTS: Earned first PGA TOUR title in his 377th career start at 1998 B.C. Open, where he defeated Peter Jacobsen by three strokes...made 16 consecutive cuts from 1998 GTE Byron Nelson Classic through Las Vegas Invitational...along with Emyln Aubrey and Tiger Woods, one of only three non-exempt players in 1996 to earn full playing privileges for 1997...made cut in 15 of 20 starts to earn \$184,171 and finish 112th on 1996 money list...has (three) runner-up finishes in TOUR career that began in 1985...first second-place finish came at 1987 Kemper Open, where he held 36-hole lead before finishing T2, seven strokes behind Tom Kite...played in 32 events in 1997, making cut in 22 and finishing among top 25 in 11 tournaments...for first time in career finished among top 50 on money list...best 1997 finish came at the B.C. Open, where he was T2, one stroke behind Gabriel Hjertstedt...closed season

CHRIS PERRY...continued

by making nine of 10 cuts...concentrated on BUY.COM TOUR in 1994 and, in the process, earned Player of the Year honors...topped BUY.COM TOUR money list with \$167,148...collected one victory (Utah Classic), two seconds and two thirds...made cut in last 31 BUY.COM TOUR events he entered, a record...won the 1994 Mexican Open...three-time All-American at Ohio State, where he also captured the 1983 Big-10 Championship.


PERSONAL: Also played baseball and hockey while growing up...father, Jim Perry, pitched in major leagues for Cleveland, Minnesota, Detroit and Oakland...uncle, Gaylord Perry, is a member of Baseball Hall of Fame.

PGA TOUR CAREER SUMMARY					PLAYOFF RECORD: 0-0				
Year	Events Played	Cuts Made	1st	2nd	3rd	Top 10	Top 25	Earnings	Rank
1984(Am.)	1								
1984	6	3					1	\$5,086	201
1985	30	22				1	5	\$60,801	110
1986	33	22				1	5	\$75,213	114
1987	31	21		1		4	10	\$197,593	56
1988	33	21			1	1	3	\$85,546	121
1989	31	24			1	3	7	\$206,932	67
1990	30	20		1		3	8	\$259,108	58
1991	33	20				2	5	\$116,105	126
1992	29	11					3	\$53,943	171
1993	9	5					3	\$25,333	202
1994	2	1					1	\$14,840	237
1995	30	17					2	\$113,632	150
1996	20	15			1	2	5	\$184,171	112
1997	32	22		1		2	11	\$460,984	48
1998	31	24	1		1	4	12	\$730,171	39
1999	31	30		2	1	14	21	\$2,145,707	5
Total	412	278	1	5	5	37	102	\$4,735,164	61
BUY.COM TOUR									
1993	13	10					3	\$13,337	94
1994	24	24	1	2	2	10	19	\$167,148	1
1995	1	1				1	1	\$6,000	150
1996	4	4				1	2	\$11,190	116
Total	42	39	1	2	2	12	25	\$197,675	
COMBINED TOTAL MONEY:								\$4,932,840	

TOP TOURNAMENT SUMMARY																
YEAR	84	85	86	87	88	89	90	91	92	93	94	95	96	97	98	
Masters Tournament	CUT															
U.S. Open		CUT	CUT			T54		T31			CUT	T56		T43	T25	
British Open Championship															W/D	
PGA Championship				T28		T17	T26							T49	74	
THE PLAYERS Championship		T55	T54	T20	T64	T21	T16	T27	CUT					T31	CUT	

TOP TOURNAMENT SUMMARY (cont.)																
YEAR	99															
Masters Tournament	T50															
U.S. Open Championship	T42															
British Open Championship																
PGA Championship	T10															
THE PLAYERS Championship	T32															
THE TOUR Championship	4															
WGC American Express Championship	T7															

1999 PGA TOUR STATISTICS										MISCELLANEOUS STATISTICS									
Scoring Average	70.00	(11)								Scoring Average Before Cut	69.76	(2)							
Driving Distance	277.4	(44)								Scoring Average 3rd Round	70.31	(20)							
Driving Accuracy Percentage	70.5	(65T)								Scoring Average Final Round	70.72	(13T)							
Total Driving	109	(11)								Birdies Conversion %	31.3	(20T)							
Greens in Regulation Pct.	69.2	(5T)								Par Breakers	22.3	(4)							
Putting Average	1.753	(15)																	
Sand Save Percentage	35.4	(190)																	
Eagles (Holes per)	154.3	(17)																	
Birdies Average	3.90	(5)																	
All-Around Ranking	352	(7)																	
										1999 Low Round: 63: 2 times, most recent 1999 Las Vegas Invitational/2									
										Career Low Round: 62: 1998 Greater Milwaukee Open/2									
										Career Largest Paycheck: \$270,000: 1998 B.C. Open/1									



KENNY PERRY

EXEMPT STATUS: 94th on 1999 money list
FULL NAME: James Kenneth Perry
HEIGHT: 6' 1" **WEIGHT:** 190
BIRTHDATE: August 10, 1960 **BIRTHPLACE:** Elizabethtown, KY
RESIDENCE: Franklin, KY; plays out of Franklin CC
FAMILY: Wife, Sandy; Lesslye (5/20/84), Justin (11/23/85), Lindsey (4/27/88)
COLLEGE: Western Kentucky University
SPECIAL INTERESTS: Restoring old cars, all sports
TURNED PROFESSIONAL: 1982 **Q SCHOOL:** Fall 1986

TOUR VICTORIES (3): 1991 Memorial Tournament. 1994 New England Classic. 1995 Bob Hope Chrysler Classic

BEST 1999 FINISH: T6--Phoenix Open

1999 SEASON: Though he surpassed \$400,000 in earnings, finished with his lowest money list ranking since joining the TOUR--94th... third-round 68 led to T6 at Phoenix Open, his best finish of the year...shared first-round lead at John Deere Classic following an opening 64...second-round 70 at Oakwood CC ended string of 14 consecutive rounds in the 60s...posted another 64 in third round before final-round 72 led to T21...that broke string of four consecutive top-10 finishes in tournament...ranked ninth on TOUR in Greens in Regulation (68.9) and fourth in Total Driving (71)...has ranked fourth in Total Driving in three of past four years (1996-97, 1999).

CAREER HIGHLIGHTS: Claimed first TOUR victory at 1991 Memorial Tournament...moved into lead with then-course-record 9-under-par 63...was forced into playoff when Hale Irwin shot 65-66 on weekend...birdied first extra hole for victory...shot closing 65 at Pleasant Valley to win 1994 New England Classic by one stroke over David Feherty...win helped him to 26th on money list and first trip to TOUR Championship...1995 season highlighted by February stretch that featured T3 at AT&T Pebble Beach National Pro-Am, victory at Bob Hope Chrysler Classic and T2 at Nissan Open...led all three tournaments entering final round...1996 brought nearly \$1 million in earnings and 13th spot on money list with nine top-10 finishes, including a second, one third, two fourths and a fifth...nearly won PGA Championship at Valhalla Golf Club in homestate of Kentucky...took lead with course-record opening 66, followed with 72-71 to fall four back with 18 to play...fired 34 on front nine Sunday to take slim lead, but bogey-6 on final hole left him at 11-under-par 277...Mark Brooks forced playoff with closing birdie and won with birdie on 18 after Perry took four strokes to reach green...\$260,000 runner-up check largest of career.

PERSONAL: Took up golf at age seven with encouragement from his father, who spent hours teeing balls up for him...member of Western Kentucky University Hall of Fame...designed and built County Creek Golf Course, a public course that opened in April 1995 in hometown of Franklin, KY.

PGA TOUR CAREER SUMMARY

PLAYOFF RECORD: 1-1

Year	Events Played	Cuts Made	1st	2nd	3rd	Top 10	Top 25	Earnings	Rank
1984	1								
1985	1								
1987	27	15				1	5	\$107,239	93
1988	32	20				3	7	\$139,421	85
1989	26	15		1		3	7	\$202,099	70
1990	23	17		1		2	9	\$279,881	50
1991	24	16	1			3	7	\$368,784	44
1992	25	17				3	9	\$190,455	81
1993	29	18				3	8	\$196,863	88
1994	30	22	1	1		4	10	\$585,941	26
1995	25	21	1	1	1	5	13	\$773,388	21
1996	25	17		1	1	9	13	\$925,079	13
1997	26	17				2	8	\$270,081	90
1998	25	16			1	5	7	\$487,551	58
1999	26	16				1	7	\$426,184	94
Total	345	227	3	5	3	44	110	\$4,952,967	57

TOP TOURNAMENT SUMMARY

YEAR	88	89	90	91	92	93	94	95	96	97	98	99
Masters Tournament					CUT			T12	CUT	CUT		
U.S. Open		T55				T25		CUT	T50	CUT		
British Open Championship				CUT								
PGA Championship		T51	T49	77			T55	T49	2	T23	T10	T34
THE PLAYERS Championship	33	T21	T56	T57	W/D	T65	T62	T55	T4	CUT	CUT	W/D
THE TOUR Championship							T26	T20	4			

KENNY PERRY...continued

NATIONAL TEAMS: The Presidents Cup, 1996

1999 PGA TOUR STATISTICS

Scoring Average	70.84	(51T)
Driving Distance	280.4	(22T)
Driving Accuracy Percentage	71.3	(49T)
Total Driving	71	(4T)
Greens in Regulation Pct.	68.9	(9T)
Putting Average	1.803	(138T)
Sand Save Percentage	45.7	(162T)
Eagles (Holes per)	184.5	(38T)
Birdies Average	3.40	(69T)
All-Around Ranking	538	(41)

MISCELLANEOUS STATISTICS

Scoring Average Before Cut	70.94	(44T)
Scoring Average 3rd Round	70.53	(33T)
Scoring Average Final Round	72.29	(118T)
Birdies Conversion %	27.4	(138T)
Par Breakers	19.4	(59T)

1999 Low Round: 64: 2 times, most recent 1999 John Deere Classic/3
Career Low Round: 62: 1995 Nissan Open/2
Career Largest Paycheck: \$260,000: 1996 PGA Championship/2



NICK PRICE

EXEMPT STATUS: Winner, 1994 PGA Championship (through 2004)

FULL NAME: Nicholas Raymond Leige Price

HEIGHT: 6' 0"

WEIGHT: 190

BIRTHDATE: January 28, 1957

BIRTHPLACE: Durban, South Africa

RESIDENCE: Hobe Sound, FL; plays out of The Medalist

FAMILY: Wife, Sue; Gregory (8/9/91), Robyn Frances (8/5/93), Kimberly Rae (9/9/96)

SPECIAL INTERESTS: Water skiing, tennis, fishing, flying

TURNED PROFESSIONAL: 1977

Q SCHOOL: 1982

TOUR VICTORIES (16): 1983 World Series of Golf. 1991 GTE Byron Nelson Classic, Canadian Open. 1992 PGA Championship, H-E-B Texas Open. 1993 THE PLAYERS Championship, Canon Greater Hartford Open, Sprint Western Open, Federal Express St. Jude Classic. 1994 Honda Classic, Southwestern Bell Colonial, Motorola Western Open, PGA Championship, Bell Canadian Open. 1997 MCI Classic. 1998 FedEx St. Jude Classic

INTERNATIONAL VICTORIES (24): 1979 Asseng Invitational (SAf). 1980 Canon European Masters (Eur). 1981 Italian Open (Eur), South African Masters (SAf). 1982 Vaals Reef Open (SAf). 1985 Trophee Lancome (Eur), ICL International (SAf). 1989 West End South Australian Open (Aus). 1992 Air New Zealand/Shell Open (Aus). 1993 ICL International (SAf), Sun City Million Dollar Challenge (SAf). 1994 British Open (Eur), ICL International (SAf). 1995 Alfred Dunhill Challenge (SAf), Hassan II Golf Trophy (Morocco), Zimbabwe Open (SAf). 1997 Dimension Data Pro-Am (Eur), Alfred Dunhill South African PGA (Eur), Zimbabwe Open (SAf), Million Dollar Challenge (SAf). 1998 Dimension Data Pro-Am (SAf), Zimbabwe Open (SAf), Million Dollar Challenge (SAf). 1999 Suntory Open (Jap).

BEST 1999 PGA TOUR FINISHES: 3--THE PLAYERS Championship; T3--WGC NEC Invitational; T4--WGC American Express Championship; 5--PGA Championship; T5--Nissan Open; T6--Masters Tournament; T10--Doral-Ryder Open.

BEST 1999 INTERNATIONAL FINISHES: 1--Suntory Open (Jpn); 3--Deutsche Bank Open - TPC of Europe; T8--TNT Dutch Open (Eur); T8--Dimension Data Pro-Am (SAf).

1999 SEASON: For the third consecutive year, and the sixth overall, went over \$1 million in single-season earnings...\$1,572,402 was a career high...made cut in 17 of 18 tournaments and posted seven top-10 finishes...earned first top-10 of season in first start, a T5 at Nissan Open...in March, second-round 67 led to third-place finish at THE PLAYERS Championship, his 6th top-10 in 16 appearances in the event...shared first-round lead at Masters Tournament after a 69...went on to finish T6...rounds of 67-69-68-71 produced T3 at World Golf Championships-NEC Invitational...finished T4 in final event of year, World Golf Championships-American Express Championship...strong finishes in World Golf Championship events led to fourth-place finish in final standings for Andersen Consulting Medal, awarded to the player who earns most aggregate money each year in the World Golf Championships...finished seventh on PGA TOUR in Scoring Average (69.75), the third consecutive year, and seventh of last eight, he had finished in top 10...in September, final-round 68 led to victory in Suntory Open on Japan Golf Tour.

CAREER HIGHLIGHTS: Along with Tiger Woods, his 15 victories were the most by any player in the 1990s...earned 16th PGA TOUR title and 15th in decade of the '90s by making birdie on second playoff hole at TPC at Southwind to defeat Jeff Sluman and win 1998 FedEx St. Jude Classic...had one of the most prolific years ever on TOUR in 1994...captured six titles, including the British Open and PGA Championship...one of only three players in the 1990s to win two major titles in the same season, joining Nick Faldo in 1990 and followed by Mark O'Meara in 1998...one of only six players since 1945 to capture consecutive majors (Ben Hogan, Jack Nicklaus, Arnold Palmer, Lee Trevino,

NICK PRICE...continued

Tom Watson)...in British Open at Turnberry, played final three holes eagle-birdie-par to make up two-stroke deficit to Jesper Parnevik...took five-stroke lead at PGA Championship at Southern Hills with second-round 65, then cruised to six-stroke win over Corey Pavin...while victory eluded him in 1995 and 1996, had five top-10 finishes each year and finished 30th and 50th, respectively, on the money list...returned to the Nick Price form that golf fans are familiar with when, in 1997, he captured the MCI Classic...climbed back into top 20 on money list for first time since 1994...the second of only three wire-to-wire winners on TOUR in 1997...posted four wins in 1993, including a five-stroke victory at THE PLAYERS Championship...later that year won three consecutive starts: Canon Greater Hartford Open, Sprint Western Open and Federal Express St. Jude Classic...David Duval matched his three wins in consecutive starts string to conclude 1997 season and Tiger Woods bettered it by one to finish 1999 campaign...1993-94 PGA TOUR Player of the Year...three-time member of International Team in Presidents Cup competition.

PERSONAL: Published *The Swing* in 1997...born in South Africa, moved to Rhodesia (now Zimbabwe) at an early age.

PGA TOUR CAREER SUMMARY						PLAYOFF RECORD: 3-2				
Year	Events Played	Cuts Made	1st	2nd	3rd	Top 10	Top 25	Earnings	Rank	
1983	21	14	1			2	5	\$49,435	104	
1984	19	15			1	4	6	\$109,480	66	
1985	20	14				2	5	\$96,069	80	
1986	25	17		1		6	11	\$225,373	35	
1987	25	19	1	1		7	14	\$334,169	28	
1988	24	20		1		4	10	\$266,300	42	
1989	27	22			1	7	12	\$296,170	42	
1990	28	22		2	1	6	13	\$520,777	22	
1991	23	18	2			9	11	\$714,389	7	
1992	26	24	2	1	2	13	19	\$1,135,773	4	
1993	18	17	4	2		8	12	\$1,478,557	1	
1994	19	14	5	1		8	10	\$1,499,927	1	
1995	18	15		1	1	5	11	\$611,700	30	
1996	15	12			2	5	7	\$402,467	50	
1997	16	15	1	1	2	8	14	\$1,053,845	17	
1998	18	15	1			6	9	\$1,019,404	26	
1999	18	17			2	7	12	\$1,572,402	18	
Total	360	290	16	11	12	107	181	\$11,386,236	4	
1999 INTERNATIONAL SUMMARY										
European Tour										
1999	2	2			1	2	2	\$227,994		
South Africa Tour										
1999	1	1				1	1	\$7,688		
Japan Golf Tour										
1999	1	1	1			1	1	\$165,528		

TOP TOURNAMENT SUMMARY

YEAR	78	80	81	82	83	84	85	86	87	88	89	90	91	92	93
Masters Tournament						CUT		5	T22	T14	CUT		T49	T6	CUT
U.S. Open					T48		CUT		T17	T40	CUT		T19	T4	T11
British Open Championship	T39	T28	T23	T2	CUT	T44	CUT		T8	2	CUT	T25	T45	T51	T6
PGA Championship					T67	T54	5	CUT	T10	T17	T46	T63		1	T31
THE PLAYERS Championship						7	T22	T58	T24	DQ	CUT	T16	T9	8	1
THE TOUR Championship									T5			5	T5	T13	T18

TOP TOURNAMENT SUMMARY

YEAR	94	95	96	97	98	99
Masters Tournament	T35	CUT	T18	T24	CUT	T6
U.S. Open	CUT	T13		T19	4	T23
British Open Championship	1	T40	T44	CUT	T29	T37
PGA Championship	1	T39	T8	T13	T4	5
THE PLAYERS Championship	CUT	T37	T48	T24	T8	3
THE TOUR Championship	T20	30		T26	30	T21
WGC Andersen Consulting Match Play						T17
WGC NEC Invitational						T3
WGC American Express Championship						T4

NATIONAL TEAMS: World Cup, 1993; Dunhill Cup (7), 1993, 1994, 1995, 1996, 1997, 1998, 1999; The Presidents Cup (3), 1994, 1996, 1998

NICK PRICE...continued


1999 PGA TOUR STATISTICS

Scoring Average	69.75	(7)
Driving Distance	274.0	(81)
Driving Accuracy Percentage	72.0	(41T)
Total Driving	122	(17)
Greens in Regulation Pct.	64.6	(88T)
Putting Average	1.761	(24T)
Sand Save Percentage	56.0	(37T)
Eagles (Holes per)	261.0	(80)
Birdies Average	3.34	(84T)
All-Around Ranking	442	(23)

MISCELLANEOUS STATISTICS

Scoring Average Before Cut	70.13	(7)
Scoring Average 3rd Round	70.87	(52)
Scoring Average Final Round	72.13	(103T)
Birdies Conversion %	28.8	(89T)
Par Breakers	19.0	(79T)

1999 Low Round: 63: 1999 GTE Byron Nelson Classic/1
 Career Low Round: 62: 2 times, most recent 1992 H.E.B. Texas Open/2
 Career Largest Paycheck: \$450,000: 1993 THE PLAYERS Championship/1



DICKY PRIDE

EXEMPT STATUS: 109th on 1999 money list

FULL NAME: Richard Fletcher Pride III

HEIGHT: 6'0"

BIRTHDATE: July 15, 1969

RESIDENCE: Orlando, FL

FAMILY: Wife, Kim

COLLEGE: University of Alabama

SPECIAL INTERESTS: Basketball, reading, University of Alabama football

TURNED PROFESSIONAL: 1992

WEIGHT: 175

BIRTHPLACE: Tuscaloosa, AL

Q SCHOOL: 1993

TOUR VICTORIES (1): 1994 Federal Express St. Jude Classic

BEST 1999 FINISHES: 5--Motorola Western Open; T5--Bay Hill Invitational

1999 SEASON: Had his best season since his rookie year of 1994...\$381,040 was a career high, while 109th place on money list was second highest behind 1994 when he finished 57th...finished T5 at Bay Hill Invitational...first top-10 finish since 1996 Michelob Championship at Kingsmill, where he finished 6th...posted four sub-par rounds in July to finish fifth at the Motorola Western Open...from final round 69 at Buick Classic through final-round 68 at John Deere Classic, had 13 consecutive rounds of par-or-better.

CAREER HIGHLIGHTS: Won 1994 Federal Express St. Jude Classic in rookie season...rounds of 66-67-67-67-267, including dramatic 20-putt on 72nd hole, earned spot in playoff with Hal Sutton and Gene Sauers...holed 25-foot birdie putt on first extra hole to win...earned \$225,000 for victory...first top-10 finish of PGA TOUR career came at 1994 Deposit Guaranty Golf Classic two weeks earlier, a T8...in 1995, had only one finish in top 10, another T8 at Deposit Guaranty...semifinalist in 1991 U.S. Amateur...twice an all-Southeastern Conference pick while at Alabama.

PERSONAL: Early in 1994, rescheduled his wedding day so it wouldn't conflict with PGA TOUR Qualifying Tournament...that year's victory at Federal Express St. Jude Classic, made qualifying unnecessary...later that season won a Buick for soon-to-be wife Kim with a hole-in-one at Buick Challenge...despite not playing golf as a freshman at Alabama, and not seeing any action as a sophomore walk-on, still was twice named All-Southeastern Conference.

PGA TOUR CAREER SUMMARY

PLAYOFF RECORD: 1-0

Year	Events Played	Cuts Made	1st	2nd	3rd	Top 10	Top 25	Earnings	Rank
1992	1								
1994	27	12	1			2	3	\$305,769	57
1995	31	12				1	4	\$97,712	161
1996	27	14			1	2	2	\$167,852	125
1997	32	7					2	\$45,830	207
1998	26	4						\$27,680	234
1999	29	14				2	5	\$381,040	109
Total	173	63	1		1	7	16	\$1,025,882	245
BUY.COM TOUR									
1993	1	1						\$960	212
1994	2	2					2	\$3,971	149
1996	1								
1998	3	2					1	\$2,333	196
Total	7	5					3	\$7,263	
COMBINED TOTAL MONEY:								\$1,033,145	

DICKY PRIDE...continued

TOP TOURNAMENT SUMMARY

YEAR	92	94	95	97
Masters Tournament			CUT	
U.S. Open Championship	CUT			
PGA Championship		T73		
THE PLAYERS Championship		T49	CUT	

1999 PGA TOUR STATISTICS

Scoring Average	71.43	(108)
Driving Distance	265.9	(158T)
Driving Accuracy Percentage	69.9	(74T)
Total Driving	232	(155T)
Greens in Regulation Pct.	64.7	(86T)
Putting Average	1.779	(65T)
Sand Save Percentage	55.4	(43T)
Eagles (Holes per)	504.0	(163)
Birdies Average	3.27	(104T)
All-Around Ranking	801	(106T)

MISCELLANEOUS STATISTICS

Scoring Average Before Cut	71.81	(124T)
Scoring Average 3rd Round	71.40	(101T)
Scoring Average Final Round	71.14	(37T)
Birdies Conversion %	28.1	(111T)
Par Breakers	18.4	(111T)

1999 Low Round: 65: 2 times, most recent 1999 John Deere Classic/2
 Career Low Round: 64: 1994 Deposit Guaranty Golf Classic/2
 Career Largest Paycheck: \$225,000: 1994 Federal Express St. Jude Classic/1



TOM PURTZER

EXEMPT STATUS: Winner, 1991 NEC World Series of Golf (through 2001)

FULL NAME: Thomas Warren Purtzer

HEIGHT: 6' 0"

WEIGHT: 200

BIRTHDATE: December 5, 1951

BIRTHPLACE: Des Moines, IA

RESIDENCE: Scottsdale, AZ

FAMILY: Wife, Lori; Laura (7/3/80); Ashley (12/5/83), Eric (11/5/85), Liza Jane (2/10/96), twins Jay Warren and Jennifer Ann (5/7/98)

COLLEGE: Arizona State University (1973, Business)

SPECIAL INTERESTS: All sports, music, auto racing

TURNED PROFESSIONAL: 1973

Q SCHOOL: Spring 1975

TOUR VICTORIES (5): 1977 Glen Campbell-Los Angeles Open. 1984 Phoenix Open. 1988 Gatlin Brothers-Southwest Classic. 1991 Southwestern Bell Colonial, NEC World Series of Golf

BEST 1999 FINISH: T49--Phoenix Open

1999 SEASON: Bad back led to worst season of PGA TOUR career...in 21 events, made six cuts, with best finish being T49 in his first start of year at the Phoenix Open...low round of the year was a 7-under-par 65 in opening round of Las Vegas Invitational.

CAREER HIGHLIGHTS: Five career TOUR victories in 25-year career include two in 1991...NEC World Series of Golf win that season earned a 10-year exemption that expires one year before his 50th birthday in 2001...best finish since World Series victory was second at 1996 Michelob Championship at Kingsmill...began final round at NEC WSOG three strokes off the lead, but closing 71 earned spot in playoff with Davis Love III and Jim Gallagher, Jr...won with par on second extra hole...most recent top-10 finish was T4 at 1998 National Car Rental Classic at Walt Disney World Resort...won first TOUR title at Riviera 20 years before...cracked top-25 twice following Nissan, with T24 at THE PLAYERS Championship and 21st at Sprint International...made up four-stroke deficit at 1991 Southwestern Bell Colonial with closing 64, good for three-stroke victory...other wins came at 1977 Glen Campbell-Los Angeles Open; 1984 Phoenix Open and 1988 Gatlin Brothers-Southwest Classic...won 1986 JCPenney Mixed Team Classic with Juli Inkster, 1991 Shark Shootout with Lanny Wadkins and 1993 Fred Meyer Challenge with Steve Elkington.

PERSONAL: Married wife Lori on Maui during 1994 Lincoln-Mercury Kapalua International...has been described as having "sweetest" swing on TOUR...brother Paul played TOUR in 1970s and early 1980s...close friend of former Milwaukee Brewers great Robin Yount and country singer Vince Gill.

TOM PURTZER...continued

PGA TOUR CAREER SUMMARY

PLAYOFF RECORD: 2-0

Year	Events Played	Cuts Made	1st	2nd	3rd	Top 10	Top 25	Earnings	Rank
1974	1	1			1	1	1	\$545	
1975	9	5						\$2,093	193
1976	21	13		1	1	2	7	\$26,683	91
1977	32	14	1		1	4	7	\$79,337	36
1978	31	24				6	12	\$58,618	55
1979	31	25		1		5	16	\$113,270	30
1980	29	18		2		5	10	\$118,185	34
1981	30	24			3	6	13	\$122,812	27
1982	29	25				4	15	\$100,118	37
1983	27	20				4	12	\$103,261	55
1984	29	20	1			2	10	\$164,244	39
1985	26	18					3	\$49,979	119
1986	31	26				10	17	\$218,280	37
1987	26	21				1	8	\$123,287	85
1988	24	17	1			3	7	\$197,740	57
1989	24	16				2	7	\$154,868	88
1990	24	15			1	3	10	\$285,176	49
1991	25	19	2	1		4	11	\$750,568	4
1992	25	18				1	6	\$166,722	93
1993	21	10				1	5	\$107,570	136
1994	22	13			1	2	7	\$187,307	94
1995	19	12					4	\$120,717	144
1996	23	18		1	1	3	8	\$396,444	51
1997	23	11				1	3	\$161,393	133
1998	16	4				1	1	\$101,989	181
1999	21	6						\$30,782	242
Total	619	413	5	6	8	70	199	\$3,941,441	74

TOP TOURNAMENT SUMMARY

YEAR	76	77	78	79	80	81	82	83	84	85	86	87	88	89	90
Masters Tournament			T37		32				T25	CUT				T24	T45
U.S. Open	T44	4	T24	8	CUT	CUT	CUT		T16			T68			
British Open Championship							T4	CUT							
PGA Championship			T54		CUT	T19	T16	CUT	CUT		CUT	T47	CUT	T53	T31
THE PLAYERS Championship		T59			CUT	T19	CUT	T19	T41	T40	T48	T9	T45	T55	T3

TOP TOURNAMENT SUMMARY (cont.)

YEAR	91	92	93	94	95	96	97	98	99
Masters Tournament			T61						
U.S. Open	T37	T33				T32			
British Open Championship							T62		
PGA Championship	T32	T21				CUT			
THE PLAYERS Championship	CUT	CUT	CUT	CUT	CUT	T62	T24	CUT	CUT
THE TOUR Championship	29								

NATIONAL TEAMS: U.S. vs. Japan, 1979 (medalist); Four Tours Championship, 1991


1999 PGA TOUR STATISTICS

Scoring Average	72.98	(187T)
Driving Distance	277.3	(45)
Driving Accuracy Percentage	66.0	(141)
Total Driving	186	(86T)
Greens in Regulation Pct.	63.1	(129T)
Putting Average	1.863	(191)
Sand Save Percentage	41.0	(181)
Eagles (Holes per)	312.0	(115)
Birdies Average	2.56	(190)
All-Around Ranking	1,179	(181)

MISCELLANEOUS STATISTICS

Scoring Average Before Cut	72.98	(184)
Scoring Average 3rd Round	73.57	(186)
Scoring Average Final Round	73.50	(179T)
Birdies Conversion %	22.5	(192)
Par Breakers	14.5	(190)

1999 Low Round: 65: 1999 Las Vegas Invitational/1
 Career Low Round: 62: 1988 Northern Telecom Tucson Open/2
 Career Largest Paycheck: \$216,000: 2 times, most recent 1991 NEC World Series of Golf/1



CHARLES RAULERSON

EXEMPT STATUS: 125th on 1999 money list

FULL NAME: Charles Ray Raulerson, Jr.

HEIGHT: 6'0"

BIRTHDATE: January 29, 1964

RESIDENCE: Jacksonville, FL

FAMILY: Wife, Liza

COLLEGE: Clemson University, Louisiana State University

SPECIAL INTERESTS: Fishing, reading, stock market

TURNED PROFESSIONAL: 1987

WEIGHT: 170

BIRTHPLACE: Jacksonville, FL

Q SCHOOL: 1993

BEST CAREER FINISH: 7--1999 Air Canada Championship

BEST 1999 FINISHES: 7--Air Canada Championship; T9--Bell Canadian Open

1999 SEASON: Was able to retain exempt status in his second season as PGA TOUR member...pair of tournaments in Canada were key to his success...shared 36-hole lead at Air Canada Championship after rounds of 65-68...closed 69-71 for seventh-place finish, his first top-10 finish on PGA TOUR...best previous finish was T21 earlier in year at Buick Invitational...finish lifted him to 139th on money list...earned second consecutive top 10 at Bell Canadian Open where rounds of 67-74-70-73 produced T9...on March 6th, made third double-eagle of 1999 TOUR season on first hole at Doral-Ryder Open...lost ball near a pond two holes later...wife Liza went back to hole later and found ball with trademark LSU purple markings embedded in bank...retrieved ball as keepsake...in addition to the two top-10 finishes, went a long way towards securing his 2000 PGA TOUR membership by making cut in seven of final nine tournaments.

CAREER HIGHLIGHTS: Earned his PGA TOUR membership for 1999 by finishing seventh on 1998 BUY.COM TOUR money list with \$142,976...won two of final four events to vault from 42nd on money list...earned his first NIKETOUR title with a five-stroke win at the Oregon Classic...second win came two weeks later at Inland Empire Open...finished with tournament-record score of 20-under-par 268 to win by three strokes over Jay Williamson...winner of 1989 Jamaican Open...winner of 1992 South France Open and 1993 Gortex Classic on the PGA European Tour's Challenge Tour.

PERSONAL: Wife Liza, who is also an exceptional golfer, caddies for him on regular basis...was not a member of any tour for three years from 1995-97...worked as vice president of ABC Rail in Milwaukee, WI, where his division manufactured speed control hardware for railroad yards.

PGA TOUR CAREER SUMMARY

PLAYOFF RECORD: 0-0

Year	Events Played	Cuts Made	1st	2nd	3rd	Top 10	Top 25	Earnings	Rank
1994	24	9						\$33,919	204
1995	1								
1996	1								
1999	32	20				2	5	\$326,893	125
Total	58	29				2	5	\$360,812	353
BUY.COM TOUR									
1990	27	12				2	5	\$16,251	61
1994	1								
1998	28	21	2			7	12	\$142,976	7
1999	1	1						\$765	239
Total	57	34	2			9	17	\$159,992	
COMBINED TOTAL MONEY:								\$520,804	

TOP TOURNAMENT SUMMARY

YEAR 96

U.S. Open Championship W/D

1999 PGA TOUR STATISTICS

Scoring Average	71.51	(115T)
Driving Distance	278.1	(39)
Driving Accuracy Percentage	67.1	(122T)
Total Driving	161	(46)
Greens in Regulation Pct.	67.0	(30)
Putting Average	1.799	(122T)
Sand Save Percentage	46.9	(149T)
Eagles (Holes per)	183.6	(37)
Birdies Average	3.16	(135T)
All-Around Ranking	749	(95)

MISCELLANEOUS STATISTICS

Scoring Average Before Cut	71.02	(48T)
Scoring Average 3rd Round	72.30	(159)
Scoring Average Final Round	72.45	(129T)
Birdies Conversion %	26.2	(165T)
Par Breakers	18.1	(128T)

1999 Low Round: 64: 1999 Canon Greater Hartford Open/1

Career Low Round: 64: 1999 Canon Greater Hartford Open/1

Career Largest Paycheck: \$83,750: 1999 Air Canada Championship/7



MIKE REID

EXEMPT STATUS: 81st on 1999 money list

FULL NAME: Michael Daniel Reid

HEIGHT: 5' 11"

BIRTHDATE: July 1, 1954

RESIDENCE: Provo, UT

FAMILY: Wife, Randolyn; Brendalyn (2/3/81), Lauren Michelle (8/14/83), Michael Daniel (10/2/86), Clarissa Ann (5/27/90), John William (9/29/93); Hannah Jo (5/7/97)

COLLEGE: Brigham Young University

SPECIAL INTERESTS: Snow skiing, family activities, fishing

TURNED PROFESSIONAL: 1976

WEIGHT: 160

BIRTHPLACE: Bainbridge, MD

Q SCHOOL: Fall 1976

TOUR VICTORIES (2): 1987 Seiko Tucson Open. 1988 NEC World Series of Golf

INTERNATIONAL VICTORIES (1): 1990 Casio World Open (Jap)

BEST 1999 FINISHES: T3--Touchstone Energy Tucson Open; T5--Westin Texas Open; T7--Motorola Western Open.

1999 SEASON: Rebounded from lean years in mid-1990s to post second most lucrative season...rounds of 71-67-71-68 led to Touchstone Energy Tucson Open T3, his first top-10 since T4 at 1998 Westin Texas Open...best finish since T2 at 1997 United Airlines Hawaii Open...earned second top-10 of season at Motorola Western Open with a T7...finished in top-5 for second consecutive season with a T5...ranked fourth on PGA TOUR in Driving Accuracy (77.4%), a category in which he led the TOUR in 1980...began season by making his first five cuts and then had stretch from Buick Classic through Westin Texas Open where he made seven consecutive.

CAREER HIGHLIGHTS: First victory came in 11th year on TOUR...pulled away with closing 67 at 1987 Seiko Tucson Open...four-stroke victory earned place in 1988 NEC World Series of Golf, which he won in playoff with Tom Watson...par on first extra hole earned 10-year PGA TOUR exemption...win helped him to best earnings year with \$533,343, 15th on money list...two top-10 finishes in 1998 highlighted season in which he squeaked into top 125 one year after his 10-year exemption had expired...finished No. 123 on money list...enjoyed best year on TOUR since 1990 in 1997 made 15 of 25 cuts and had three top-10 finishes, his most since 1990...came close to first victory since 1988 NEC World Series of Golf with his playoff loss at Hawaiian Open...shot 62 to share first-round lead at Waialae CC, slipped with second-round 72, but took lead with third-round 66...headed into final round with one-stroke edge over Paul Stankowski, then shot Sunday 71, leading to playoff with Jim Furyk and Stankowski...eliminated with bogey on first extra hole...was his first runner-up finish on TOUR since 1990 Kmart Greater Greensboro Classic...other top-10 finishes in 1997 came at Tucson Chrysler Classic (T10) and Las Vegas Invitational (T6)...won driving accuracy title in 1980, first year official statistics were kept...1983 and 1985 Utah Open Champion...1974 and 1975 All-American at Brigham Young University.

PERSONAL: Earned nickname "Radar" for his accuracy off tee...brother Bill is Regional Director of Operations for PGA TOUR's Tournament Players Clubs in Florida.

PGA TOUR CAREER SUMMARY							PLAYOFF RECORD: 1-3		
Year	Events Played	Cuts Made	1st	2nd	3rd	Top 10	Top 25	Earnings	Rank
1976 (Am.)	1	1							
1977	35	24				2	8	\$26,314	91
1978	27	16		1		2	4	\$37,420	80
1979	31	25			1	1	13	\$64,046	
1980	28	27			4	13	16	\$206,097	9
1981	26	19			1	5	12	\$93,037	44
1982	26	22			1	3	9	\$80,167	52
1983	24	17				4	10	\$99,135	58
1984	26	22			2	4	12	\$134,672	49
1985	26	22		2		3	11	\$169,871	40
1986	25	20			1	3	10	\$135,143	66
1987	30	20	1			6	13	\$365,334	24
1988	23	18	1	1	1	5	10	\$533,343	15
1989	22	17		1	1	7	9	\$401,665	28
1990	19	14		1		3	5	\$249,148	60
1991	20	15				2	5	\$152,678	98
1992	25	15			1	1	3	\$121,376	117
1993	5	1						\$5,125	270
1994	22	13				2	6	\$154,441	119
1995	23	9				2	2	\$102,809	159
1996	23	14				1	4	\$161,284	134
1997	25	15		1		3	6	\$325,551	73
1998	26	13			1	2	3	\$238,505	123
1999	22	17			1	3	5	\$482,867	81
Total	561	396	2	7	14	77	176	\$4,340,028	68

MIKE REID...continued

TOP TOURNAMENT SUMMARY

YEAR	76	77	78	79	80	81	82	83	84	85	86	87	88	89	90
Masters Tournament						CUT							CUT	6	CUT
U.S. Open	T50			T25	T6	T20	CUT	T43	T52	T23	T24	CUT	CUT	CUT	T33
British Open Championship													CUT	T61	T39
PGA Championship					T55		T42	T9	T14	T70	T41	T47	64	T2	T45
THE PLAYERS Championship		T71	T57	T35	T5	CUT	T27	CUT	CUT	T40	CUT	T15	2	T29	T46
THE TOUR Championship												16	T8	30	

TOP TOURNAMENT SUMMARY (cont.)

YEAR	91	92	93	94	95	96	97	98	99
U.S. Open	T26	CUT					CUT	T49	
PGA Championship						CUT		T65	
British Open Championship	T26								
THE PLAYERS Championship		CUT	T67	CUT	CUT	T65	T62	CUT	CUT

NATIONAL TEAMS: World Cup, 1980; Kirin Cup, 1988


1999 PGA TOUR STATISTICS

Scoring Average	70.85	(53T)
Driving Distance	256.7	(188)
Driving Accuracy Percentage	77.4	(4T)
Total Driving	192	(104T)
Greens in Regulation Pct.	64.8	(84T)
Putting Average	1.782	(82T)
Sand Save Percentage	61.7	(6)
Eagles (Holes per)	337.5	(124)
Birdies Average	3.01	(165)
All-Around Ranking	706	(83)

MISCELLANEOUS STATISTICS

Scoring Average Before Cut	70.72	(32)
Scoring Average 3rd Round	70.71	(44)
Scoring Average Final Round	70.69	(11)
Birdies Conversion %	25.8	(175T)
Par Breakers	17.0	(163T)

1999 Low Round: 67: 3 times, most recent 1999 Westin Texas Open/2
Career Low Round: 62: 2 times, most recent 1998 Westin Texas Open/4
Career Largest Paycheck: \$162,000: 1988 NEC World Series of Golf/1



CHRIS RILEY

EXEMPT STATUS: 112th on 1999 money list

FULL NAME: Chris J. Riley

HEIGHT: 5'11"

WEIGHT: 160

BIRTHDATE: December 8, 1973

BIRTHPLACE: San Diego, CA

RESIDENCE: Las Vegas, NV; plays out of Desert Inn CC

FAMILY: Single

COLLEGE: University of Nevada-Las Vegas (1996, Communications)

SPECIAL INTERESTS: Physical fitness

TURNED PROFESSIONAL: 1996

Q SCHOOL: 1998

BEST CAREER FINISH: T7--1999 Sony Open in Hawaii, Buick Invitational

BEST BUY.COM TOUR FINISH: 2--1998 South Florida Open, Monterrey Open.

BEST 1999 FINISHES: T7--Sony Open in Hawaii, Buick Invitational; T9--Honda Classic

1999 SEASON: Earned top-10 finish in his first start as a member of the PGA TOUR, a T7 at Sony Open in Hawaii...ironically, his first shot was out of bounds...recovered to shoot 67...matching 68s on the weekend led to T7...one month later, matched that finish with a T7 in his hometown of San Diego in Buick Invitational...finished T9 in March at Honda Classic...good putter, was ranked as high as fourth thru the Shell Houston Open...finished season 22nd (1.760).

CAREER HIGHLIGHTS: Fast starts apparently a trademark...finished second in only his second start as a BUY.COM TOUR member in 1998...finished two strokes back of Eric Johnson at South Florida Classic...was alone in second place after 54 holes of Carolina Classic where he finished T5...finished 35th on 1998 BUY.COM TOUR money list...four-time All-America selection at UNLV...teammate of Tiger Woods at 1995 Walker Cup at Royal Portcawl.

PERSONAL: Brother Kevin, was member of BUY.COM TOUR in 1998-99...Riley brothers were second set of brothers to be BUY.COM TOUR members in same year, joining Tom and Curt Byrum (1994)...caddy is Fred Brown, a retired teacher who coached the golf team at San Diego's Madison High when Chris was a student there.

CHRIS RILEY...continued

PGA TOUR CAREER SUMMARY

PLAYOFF RECORD: 0-0

Year	Events Played	Cuts Made	1st	2nd	3rd	Top 10	Top 25	Earnings	Rank
1995(Am.)	1								
1996	1								
1999	28	15				3	6	\$367,805	112
Total	30	15				3	6	\$367,805	351
BUY.COM TOUR									
1998	24	11		2	1	4	5	\$74,239	35
Total	24	11		2	1	4	5	\$74,239	
COMBINED TOTAL MONEY:								\$442,043	

TOP TOURNAMENT SUMMARY

YEAR	96
U.S. Open Championship	CUT

1999 PGA TOUR STATISTICS

Scoring Average	70.96	(65T)
Driving Distance	271.6	(99)
Driving Accuracy Percentage	68.6	(97T)
Total Driving	196	(111T)
Greens in Regulation Pct.	60.1	(180T)
Putting Average	1.760	(22T)
Sand Save Percentage	53.3	(62)
Eagles (Holes per)	252.0	(79)
Birdies Average	3.42	(62T)
All-Around Ranking	666	(72)

MISCELLANEOUS STATISTICS

Scoring Average Before Cut	71.27	(72T)
Scoring Average 3rd Round	70.33	(22T)
Scoring Average Final Round	70.93	(21T)
Birdies Conversion %	31.6	(19)
Par Breakers	19.4	(59T)

1999 Low Round: 65: 1999 Buick Invitational/2
 Career Low Round: 65: 1999 Buick Invitational/2
 Career Largest Paycheck: \$81,337: 1999 Buick Invitational/T7



LOREN ROBERTS

EXEMPT STATUS: 1999 tournament winner (through 2001)

FULL NAME: Loren Lloyd Roberts

HEIGHT: 6' 2"

WEIGHT: 190

BIRTHDATE: June 24, 1955

BIRTHPLACE: San Luis Obispo, CA

RESIDENCE: Germantown, TN

FAMILY: Wife, Kimberly; Alexandria (10/14/86), Addison (10/15/91)

COLLEGE: Cal Poly San Luis Obispo

SPECIAL INTERESTS: Clubmaking, hunting, all sports

TURNED PROFESSIONAL: 1975 **Q SCHOOL:** Fall 1980, 1982, 1983, 1986, 1987

TOUR VICTORIES (6): 1994 Nestle Invitational. 1995 Nestle Invitational. 1996 MCI Classic, Greater Milwaukee Open. 1997 CVS Charity Classic. 1999 GTE Byron Nelson Classic

BEST 1999 FINISHES: 1--GTE Byron Nelson Classic; T5--Shell Houston Open, Buick Classic; T7--Sony Open in Hawaii, Buick Invitational; T9--World Golf Championships-Andersen Consulting Match Play Championship, Buick Open.

1999 SEASON: After failing to finish in the top-30 on the money list in 1998 for the first time since 1993, returned with a solid year...earned a career-high \$1,258,745 to rank 30th...started season with streak of 16 consecutive rounds of par or better, which was matched by Justin Leonard and David Toms as longest such streak of the season...third-round 62, following back-to-back 66s produced 54-hole lead at GTE Byron Nelson Classic at tournament-record 16-under-par 194...finished tied with Steve Pate with tournament record 18-under-par 262...won playoff with par on first extra hole...in winning did so in record fashion for the fourth time...in four of his victories, he set tournament records...he owns the tournament record at the MCI Classic, shares it at the Greater Milwaukee Open and held the 72-hole record for the CVS Charity Classic, which is no longer part of the TOUR schedule...during the GTE Byron Nelson Classic, he led all competitors by hitting 48 fairways and 60 greens...father, who spent past year looking after his Alzheimer's stricken wife, was in attendance for first time in nearly a year...he joined Loren when Byron Nelson presented championship trophy.

CAREER HIGHLIGHTS: Earned fifth title in four years at 1997 CVS Charity Classic...in 1997, extended his streak

LOREN ROBERTS...continued

of victories, as well as top-30 performances, to four years...nine top-10 finishes highlighted his best financial year since 1994...finished T2 at Greater Milwaukee Open after Scott Hoch sank winning chip-in eagle on 72nd hole...other top-10 finishes included third at THE PLAYERS Championship, T6 Bay Hill Invitational, T7 Kemper Open and Motorola Western Open, T8 THE TOUR Championship, T9 Michelob Championship at Kingsmill and T10 MasterCard Colonial...first two PGA TOUR victories came at 1994 and 1995 Nestle Invitationals, making him the only player to successfully defend a title at Bay Hill...became first to win same event for first two TOUR victories since Calvin Peete (1979 and 1982 Greater Milwaukee Opens)...finished T20 in an attempt to win third consecutive Bay Hill Invitational in 1996...two wins, at MCI Classic and Greater Milwaukee Open, highlighted 1996 season...at MCI Classic, 63 on Saturday captured third-round lead, and 265 total broke Hale Irwin's tournament record by one stroke...birdied two of final three holes to shoot tournament-record 265 at Greater Milwaukee Open, forcing playoff with Jerry Kelly...birdie on first extra hole earned GMO victory...won at 1994 Bay Hill Invitational with closing 67 to defeat Fuzzy Zoeller, Vijay Singh and Nick Price by one stroke...had nine top-10 finishes in 1994, including three in majors: T5 Masters, T2 U.S. Open and T9 PGA Championship...tied with Ernie Els after 18-hole playoff at U.S. Open, lost on 20th hole...member of 1994 Presidents Cup Team and 1995 Ryder Cup Team.

PERSONAL: Nicknamed "Boss of the Moss" for his putting ability...nickname coined by fellow TOUR member David Ogren in 1985...Cary Middlecoff said of him in the mid-1980s: "We've got a kid back home (in Tennessee) who is just a beautiful putter. He'll just break your heart on the greens, he's so pure. If he ever gets to believing in himself, he could really be something to watch"...in 1998 was inducted into Cal Poly Athletic Hall of Fame.

PGA TOUR CAREER SUMMARY						PLAYOFF RECORD: 2-1			
Year	Events Played	Cuts Made	1st	2nd	3rd	Top 10	Top 25	Earnings	Rank
1981	20	8					2	\$8,935	177
1982	2								
1983	24	8						\$7,724	189
1984	26	14				3	7	\$67,515	87
1985	32	22			1	3	5	\$92,761	83
1986	33	20				2	5	\$53,655	133
1987	31	13					4	\$57,489	138
1988	29	19				3	13	\$136,890	89
1989	30	28				5	11	\$275,882	46
1990	30	26			1	7	14	\$478,522	24
1991	29	23				4	12	\$281,174	58
1992	28	23		1	1	3	12	\$338,673	43
1993	28	19			1	4	9	\$316,506	53
1994	22	19	1	3	1	9	12	\$1,015,671	6
1995	23	19	1	1	1	5	10	\$678,335	27
1996	23	19	2			3	11	\$725,231	27
1997	24	17	1	1	1	9	14	\$1,089,140	15
1998	22	18				3	10	\$467,285	60
1999	26	20	1			7	10	\$1,258,745	30
Total	484	335	6	6	7	70	161	\$7,350,133	25

TOP TOURNAMENT SUMMARY

YEAR	85	86	87	88	89	90	91	92	93	94	95	96	97	98	99
Masters Tournament							CUT			T5	T24	T23	CUT		CUT
U.S. Open	T34		CUT		CUT		T49		T11	T2	W/D	T40	T13	T18	
British Open Championship										T24	CUT	T18	CUT	T29	
PGA Championship		CUT			T34	T5	T27		T28	T9	T58	CUT	T43	T65	CUT
THE PLAYERS Championship	CUT	T40		CUT	T14	T46	T27	T21	CUT	T14	T34	T33	3	CUT	CUT
THE TOUR Championship						T14				T8	11	W/D	T8		T21
WGC-Andersen Consulting Match Play															T9
WGC-American Express Championship															T40

NATIONAL TEAMS: The Presidents Cup, 1994; Ryder Cup, 1995


1999 PGA TOUR STATISTICS

Scoring Average	70.48	(27T)
Driving Distance	254.8	(191)
Driving Accuracy Percentage	77.4	(4T)
Total Driving	195	(109T)
Greens in Regulation Pct.	67.2	(26T)
Putting Average	1.747	(8T)
Sand Save Percentage	49.3	(117T)
Eagles (Holes per)	801.0	(178)
Birdies Average	3.64	(24T)
All-Around Ranking	575	(49)

MISCELLANEOUS STATISTICS

Scoring Average Before Cut	70.65	(26)
Scoring Average 3rd Round	69.05	(2)
Scoring Average Final Round	71.89	(87T)
Birdies Conversion %	30.1	(36T)
Par Breakers	20.3	(31T)

1999 Low Round: 62: 1999 GTE Byron Nelson Classic/3
Career Low Round: 62: 3 times, most recent 1999 GTE Byron Nelson Classic/3
Career Largest Paycheck: \$540,000: 1999 GTE Byron Nelson Classic/1



RORY SABBATINI

EXEMPT STATUS: 108th on 1999 money list
FULL NAME: Rory Mario Trevor Sabbatini
HEIGHT: 5'10" **WEIGHT:** 160
BIRTHDATE: April 2, 1976 **BIRTHPLACE:** Durban, South Africa
RESIDENCE: Tucson, AZ
FAMILY: Single
COLLEGE: University of Arizona
SPECIAL INTERESTS: Music, movies
TURNED PROFESSIONAL: 1998 **Q SCHOOL:** 1998

BEST CAREER FINISH: 3--1999 B.C. Open; T3--1999 BellSouth Classic

BEST 1999 FINISH: 3--B.C. Open; T3--BellSouth Classic

1999 SEASON: Had a successful rookie campaign on PGA TOUR...was youngest member of PGA TOUR in 1999...opened BellSouth Classic with back-to-back 65s, good for 36-hole lead on his 23rd birthday (April 2)...closed with rounds of 73-70, good for T3 worth \$145,000...had missed cut in three of six previous 1999 TOUR starts, with best finish being T52 at Buick Invitational...earned second third-place finish of season at B.C. Open, where rounds of 69-67-68-70 produced solo third...was tied for second after 36 holes, five strokes back, and solo second after 54 holes, three strokes behind...ranked fourth on the TOUR in Driving Distance with an average of 292.7.

CAREER HIGHLIGHTS: Earned his PGA TOUR membership by finishing 41st at 1998 PGA TOUR National Qualifying Tournament...won 1998 Southern Arizona Open.

PERSONAL: Started playing game at age four with chopped down clubs, following his parents around course...says his idol is Seve Ballesteros.

PGA TOUR CAREER SUMMARY						PLAYOFF RECORD: 0-0			
Year	Events Played	Cuts Made	1st	2nd	3rd	Top 10	Top 25	Earnings	Rank
1999	27	13			2	2	5	\$381,322	108
Total	27	13			2	2	5	\$381,322	343


1999 PGA TOUR STATISTICS

Scoring Average ----- 72.01 (157T)
 Driving Distance ----- 292.7 (4)
 Driving Accuracy Percentage -- 61.5 (172T)
 Total Driving ----- 176 (74T)
 Greens in Regulation Pct. ---- 62.9 (136T)
 Putting Average ----- 1.800 (129T)
 Sand Save Percentage ----- 47.2 (145T)
 Eagles (Holes per) ----- 175.5 (33)
 Birdies Average ----- 3.68 (20)
 All-Around Ranking ----- 796 (104T)

MISCELLANEOUS STATISTICS

Scoring Average Before Cut ----- 71.80 (121T)
 Scoring Average 3rd Round ----- 73.14 (180)
 Scoring Average Final Round ----- 72.46 (132T)
 Birdies Conversion % ----- 32.5 (10)
 Par Breakers ----- 21.0 (18)

1999 Low Round: 65: 3 times, most recent 1999 Greater Milwaukee Open/2
Career Low Round: 65: 3 times, most recent 1999 Greater Milwaukee Open/2
Career Largest Paycheck: \$145,000: 1999 BellSouth Classic/T3



TOM SCHERRER

EXEMPT STATUS: 92nd on 1999 money list
FULL NAME: Thomas Cregg Scherrer
HEIGHT: 6'0" **WEIGHT:** 210
BIRTHDATE: July 20, 1970 **BIRTHPLACE:** Syracuse, NY
RESIDENCE: Orlando, FL
FAMILY: Wife, Jennifer; Thomas William (7/ /99)
COLLEGE: University of North Carolina
SPECIAL INTERESTS: Hockey, reading
TURNED PROFESSIONAL: 1992 **JOINED TOUR:** 1996, 1999

BEST CAREER FINISH: 3--1996 Phoenix Open

BUY.COM TOUR VICTORIES (2): 1995 Knoxville Open. 1998 Upstate Classic.

TOM SCHERRER...continued

BEST 1999 FINISHES: T5--Michelob Championship at Kingsmill; T9--Reno-Tahoe Open

1999 SEASON: Had best year of brief PGA TOUR career...began season by making the cut in 12 of his first 15 events...tied for 23rd at U.S. Open, which made him the low finisher among 46 first-time participants...shared first-round lead at Canon Greater Hartford Open after opening with 63...in August, earned second career PGA TOUR top-10 finish, and first since 1996, with T9 at Reno-Tahoe Open...weekend round of 66-69 at the Michelob Championship at Kingsmill led to T5...was ranked 113th on money list entering week...\$91,250 payday assured spot on 2000 PGA TOUR.

CAREER HIGHLIGHTS: Member of BUY.COM TOUR for four season...twice graduated from BUY.COM TOUR as one of top-15 money winners...finished sixth on 1995 money list and 14th in 1998...won 1995 Knoxville Open and 1998 Upstate Classic...set BUY.COM TOUR record in 1995 appearing in playoffs in three consecutive weeks...won one of those playoffs...winner of 1990 North & South Amateur...runner-up to Justin Leonard in 1992 U.S. Amateur...member of 1991 Walker Cup team.

PERSONAL: Captain of hockey team that won state high school championship in New York...born in Syracuse, but hails from Skaneateles, NY.

PGA TOUR CAREER SUMMARY						PLAYOFF RECORD: 0-0				
Year	Events Played	Cuts Made	1st	2nd	3rd	Top 10	Top 25	Earnings	Rank	
1992	1									
1996	34	12			1	1	1	\$136,323	141	
1997	3	2						\$6,372	292	
1999	29	20				2	8	\$427,849	92	
Total	67	34			1	3	9	\$570,543	299	
BUY.COM TOUR										
1993	8	1						\$613	248	
1994	27	18		1	1	8	14	\$87,131	19	
1995	25	19	1	2		9	15	\$143,404	6	
1997	27	16		1		5	10	\$60,342	36	
1998	26	17	1	2		6	12	\$129,134	14	
Total	113	71	2	6	1	28	51	\$420,624		
COMBINED TOTAL MONEY:								\$991,168		

TOP TOURNAMENT SUMMARY

YEAR	96	99
U.S. Open Championship		T23
THE PLAYERS Championship	CUT	


1999 PGA TOUR STATISTICS

Scoring Average	70.64	(42T)
Driving Distance	276.4	(52T)
Driving Accuracy Percentage	67.3	(117T)
Total Driving	169	(63)
Greens in Regulation Pct.	66.5	(39T)
Putting Average	1.782	(82T)
Sand Save Percentage	52.0	(81)
Eagles (Holes per)	418.5	(144)
Birdies Average	3.41	(64T)
All-Around Ranking	621	(58)

MISCELLANEOUS STATISTICS

Scoring Average Before Cut	70.88	(38T)
Scoring Average 3rd Round	71.15	(80T)
Scoring Average Final Round	70.84	(18)
Birdies Conversion %	28.5	(98T)
Pa-Breakers	19.2	(73T)

1999 Low Round: 63: 1999 Canon Greater Hartford Open/1
 Career Low Round: 63: 1999 Canon Greater Hartford Open/1
 Career Largest Paycheck: \$91,250: 1999 Michelob Championship at Kingsmill/T5



SCOTT SIMPSON

EXEMPT STATUS: 1998 tournament winner (through 2000)

FULL NAME: Scott William Simpson

HEIGHT: 6' 2"

BIRTHDATE: September 17, 1955

RESIDENCE: San Diego, CA

FAMILY: Wife, Cheryl; Brea Yoshiko (10/10/82), Sean Tokuzo (10/14/86)

COLLEGE: University of Southern California (1978, Business Administration)

SPECIAL INTERESTS: Bible study, family activities, exercise, reading

TURNED PROFESSIONAL: 1977

WEIGHT: 205

BIRTHPLACE: San Diego, CA

Q SCHOOL: Fall 1978

TOUR VICTORIES (7): 1980 Western Open. 1984 Manufacturers Hanover Westchester Classic. 1987 Greater Greensboro Open, U.S. Open. 1989 BellSouth Atlanta Classic. 1993 GTE Byron Nelson Classic. 1998 Buick Invitational

INTERNATIONAL VICTORIES (4): 1984 Chunichi Crowns (Jpn), Dunlop Phoenix (Jpn). 1988 Chunichi Crowns (Jpn). 1990 Perrier Invitational (Eur)

BEST 1998 FINISH: T7--Buick Invitational.

1999 SEASON: Suffered through worst year of PGA TOUR career...after making cut in first six of seven tournaments, missed 11 of next 13 to finish year...best finish was a T7 in defense of his Buick Invitational...after opening with a round of 71, closed 68-66-70 to earn \$81,338...66 in third round was low of the year.

CAREER HIGHLIGHTS: Seven TOUR titles include 1987 U.S. Open...trailed Tom Watson by one stroke heading into final round at The Olympic Club, but closing 68, which included three birdies on back nine, good for one-stroke victory...also won Greater Greensboro Open that year on way to fourth-place finish on money list...lost 18-hole playoff to Payne Stewart in 1991 U.S. Open at Hazeltine National...in 1997, fell out of top 125 for first time since 1978...made 16 of 25 cuts and finished in top 25 one time...chose to use one-time top 50 career money list ranking exemption to play in 1998...most recent victory came in 1998 Buick Invitational...posted final-round 64 at Buick Invitational, then spent the next couple hours watching his 12-under-par 204 total stand up to challenge after challenge...Skip Kendall birdied the final hole of regulation to force playoff, but Scott made quick work of him with birdie on first extra hole...victory was his first since 1993...came from eight strokes back entering final round, matching PGA TOUR best comeback since 1970...victory came with former San Diego Chargers quarterback Stan Humphries on his bag...also became third San Diego native to win Buick Invitational in six years (Phil Mickelson 1993, Craig Stadler 1994) and fifth overall (Gene Littler 1954, Billy Casper 1966)...first TOUR victory came at 1980 Western Open, by five strokes over Andy Bean...won second tournament on TOUR by five, as well, at 1984 Manufacturers Hanover Westchester Classic...defeated Bob Tway in playoff to win 1989 BellSouth Atlanta Classic...in 1996, impressive West Coast swing included T2 at Nissan Open, T3 Buick Invitational, T4 United Airlines Hawaiian Open and T6 at Phoenix Open...named PGA TOUR Player of the Month for February 1996, first to receive award without victory during that month...NCAA Champion and All-American at University of Southern California in 1976 and 1977.

PERSONAL: Spends a great deal of time with family during season...has served for 11 years as host of Scott Simpson HBI Pro-Am in Los Angeles, which benefits Home for Brain-Injured Children.

PGA TOUR CAREER SUMMARY						PLAYOFF RECORD: 2-3			
Year	Events Played	Cuts Made	1st	2nd	3rd	Top 10	Top 25	Earnings	Rank
1976	1	1							
1978	1	1						\$3,100	189
1979	22	22				3	7	\$53,084	74
1980	30	23	1	1		4	10	\$141,323	24
1981	30	21		1	1	3	14	\$108,793	34
1982	26	21		2		4	12	\$146,903	24
1983	26	23		1		5	12	\$144,172	38
1984	27	23	1		1	8	14	\$248,581	22
1985	26	23			2	5	14	\$171,245	39
1986	23	18		1		3	9	\$202,223	41
1987	25	22	2		1	10	13	\$621,032	4
1988	23	13				1	6	\$108,301	106
1989	22	15	1			3	7	\$298,920	40
1990	20	12		1	1	3	6	\$235,309	63
1991	18	14		1	1	3	9	\$322,936	51
1992	22	15				1	6	\$155,284	97
1993	22	20	1	1	1	5	9	\$707,166	14
1994	21	15		1		2	6	\$307,884	56
1995	25	19		3		6	12	\$795,798	17
1996	22	14		1	1	4	5	\$309,648	68
1997	25	16					3	\$128,448	149
1998	20	8	1			1	2	\$449,777	64
1999	20	8				1	3	\$179,006	164
Total	505	367	7	14	10	75	180	\$5,838,933	44

SCOTT SIMPSON...continued

TOP TOURNAMENT SUMMARY

YEAR	80	81	82	83	84	85	86	87	88	89	90	91	92	93	94	95
Masters Tournament		CUT		11	40	T41	T25	T27	CUT	T38	T7	T22	T13	T11	T27	
U.S. Open	T43	T23	T15	T13	T25	T15	CUT	1	T6	T6	T14	2	T64	T46	T55	T28
British Open Championship							T65	T62		T26	T39	T57		T9	CUT	CUT
PGA Championship	T30	CUT	T32	T9	T6	T12	T41	T47	CUT	T53	T66	CUT		T6	CUT	T54
THE PLAYERS Championship	T51	CUT	T2	T61	T33	T33	CUT	T4	CUT	CUT	CUT		T17	CUT	CUT	T11
THE TOUR Championship								15						T2		T4

TOP TOURNAMENT SUMMARY

YEAR	96	97	98	99
Masters Tournament	T29		CUT	
U.S. Open	T40	CUT	58	
British Open Championship	T33			
PGA Championship	CUT		CUT	
THE PLAYERS Championship	CUT	CUT	CUT	CUT
THE TOUR Championship				

NATIONAL TEAMS: Walker Cup, 1977; Ryder Cup, 1987; Kirin Cup, 1987


1999 PGA TOUR STATISTICS

Scoring Average	72.65	(183)
Driving Distance	256.9	(186T)
Driving Accuracy Percentage	69.7	(76T)
Total Driving	262	(175)
Greens in Regulation Pct.	60.2	(177T)
Putting Average	1.811	(159T)
Sand Save Percentage	48.1	(134T)
Eagles (Holes per)	026.0	(186)
Birdies Average	2.91	(174T)
All-Around Ranking	1,275	(189)

MISCELLANEOUS STATISTICS

Scoring Average Before Cut	73.32	(187)
Scoring Average 3rd Round	72.44	(164T)
Scoring Average Final Round	73.33	(176)
Birdies Conversion %	26.9	(154T)
Par Breakers	16.3	(175T)

1999 Low Round: 66: 1999 Buick Invitational/3
Career Low Round: 62: 1991 United Hawaiian Open/1
Career Largest Paycheck: \$378,000: 1998 Buick Invitational/1



JOEY SINDELAR (SIN-deh-lar)

EXEMPT STATUS: 97th on 1999 money list

FULL NAME: Joseph Paul Sindelar

HEIGHT: 5' 10"

BIRTHDATE: March 30, 1958

RESIDENCE: Horseheads, NY

FAMILY: Wife, Suzanne Lee; Jamison Prescott (2/2/90), Ryan Joseph (5/13/93)

COLLEGE: Ohio State University

SPECIAL INTERESTS: Fishing, electronics

TURNED PROFESSIONAL: 1981

WEIGHT: 220

BIRTHPLACE: Ft. Knox, KY

Q SCHOOL: Fall 1983

TOUR VICTORIES (6): 1985 Greater Greensboro Open, B.C. Open. 1987 B.C. Open. 1988 Honda Classic, The International. 1990 Hardee's Golf Classic

BEST 1999 FINISHES: T8--Greater Milwaukee Open; T9--Buick Open; T10--THE PLAYERS Championship, Shell Houston Open.

1999 SEASON: Surpassed \$400,000 in earnings and posted four top-10s for the second consecutive year...first top-10 of season came in THE PLAYERS Championship where he finished T10...aced 17th hole at TPC at Sawgrass during first round...opening 68 left him two strokes off first-round lead at Shell Houston Open...second-round 68 brought him share of lead with Hal Sutton...fell two strokes behind Sutton following third-round 61...closing 77 brought him T10 worth \$53,571...earned third top-10 of year at Greater Milwaukee Open, where rounds of 65-68-68-70 produced T8...fourth, and final, top-10 came at Buick Open where he finished T9, which was keyed by a

JOEY SINDELAR...continued

season-best 8-under-par 64 in third round...back trouble forced him to withdraw from PGA Championship after 12th hole of final round.

CAREER HIGHLIGHTS: Winner of six PGA TOUR events, including two B.C. Opens, a tournament played near his home in Horseheads, NY...first B.C. Open victory came in 1985, by one stroke over Mike Reid...defeated Jeff Sluman by four strokes at En-Joie GC in 1987...came from four strokes back to gain first TOUR title, at 1985 Greater Greensboro Open, by one over Isao Aoki and Craig Stadler...had best year in 1988, when he posted 10 top-10 finishes, including two victories (Honda Classic and The International), two seconds and one third...\$813,732 placed him third on money list...most recent victory came at 1990 Hardee's Golf Classic, where he defeated Willie Wood in playoff...finished 114th on the money list in 1997...was 10th \$200,000-plus season of his career...one top-10 performance in 1997 came at PGA Championship, where he shot 72-71-71-69-283 for T10 at Winged Foot...was his best performance in a major since T6 finish at 1992 U.S. Open...three-time All-American at Ohio State University...member of 1979 NCAA Championship team at Ohio State.

PERSONAL: Childhood friend of fellow PGA TOUR member Mike Hulbert...1992 inductee into Ohio State University Athletic Hall of Fame.

PGA TOUR CAREER SUMMARY						PLAYOFF RECORD: 1-1			
Year	Events Played	Cuts Made	1st	2nd	3rd	Top 10	Top 25	Earnings	Rank
1982	2								
1983	3	2				1		\$4,696	203
1984	33	23		1		3	9	\$116,528	59
1985	33	28	2			7	15	\$282,762	12
1986	35	29		2	2	7	17	\$341,231	14
1987	33	25	1	1		4	10	\$235,033	40
1988	30	27	2	2	1	10	16	\$813,732	3
1989	28	20				3	9	\$196,092	72
1990	27	15	1			3	5	\$307,207	46
1991	28	19				2	6	\$168,352	94
1992	32	22			1	6	13	\$395,354	35
1993	22	14		1		5	8	\$391,649	38
1994	22	12			1	1	3	\$114,563	145
1995	24	14				3	7	\$202,896	90
1996	28	18				3	7	\$275,531	77
1997	31	19				1	3	\$200,069	114
1998	27	22				4	10	\$466,797	61
1999	24	14				4	8	\$413,993	97
Total	462	323	6	7	7	66	147	\$4,926,487	58

TOP TOURNAMENT SUMMARY

YEAR	82	84	85	86	87	88	89	90	91	92	93	94	96	97	98	99
Masters Tournament			T31	CUT	T35	T39	CUT		T46		T27					
U.S. Open	CUT		T15	T15	T51	T17	T33			T6	CUT				T43	CUT
British Open Championship					CUT											
PGA Championship		T62	T28	T53	CUT	CUT	CUT		T63	T56	W/D		T14	T10	T40	W/D
THE PLAYERS Championship		CUT	T27	T17	T63	T16	T34	T46	T41	T46	T16	T35	CUT	T31	T61	T10
THE TOUR Championship								T21								

NATIONAL TEAMS: Kirin Cup, 1988; World Cup, 1991

1999 PGA TOUR STATISTICS

Scoring Average	71.10	(78T)
Driving Distance	269.0	(129)
Driving Accuracy Percentage	68.6	(97T)
Total Driving	226	(150T)
Greens in Regulation Pct.	64.7	(86T)
Putting Average	1.785	(95T)
Sand Save Percentage	46.5	(156)
Eagles (Holes per)	324.0	(118T)
Birdies Average	3.17	(132T)
All-Around Ranking	891	(129)

MISCELLANEOUS STATISTICS

Scoring Average Before Cut	71.50	(96T)
Scoring Average 3rd Round	71.36	(97T)
Scoring Average Final Round	72.23	(111)
Birdies Conversion %	27.2	(144T)
Par Breakers	17.9	(136)

1999 Low Round: 64: 1999 Buick Open/3
 Career Low Round: 62: 3 times, most recent 1987 Provident Classic/1
 Career Largest Paycheck: \$180,000: 2 times, most recent 1990 Hardee's Golf Classic/1



VIJAY SINGH (VEE-jay SING)

EXEMPT STATUS: Winner, 1998 PGA Championship (through 2003)

FULL NAME: Vijay Singh

HEIGHT: 6' 2"

BIRTHDATE: February 22, 1963

RESIDENCE: Ponte Vedra Beach, FL

FAMILY: Wife, Ardena Seth; Qass Seth (6/19/90)

SPECIAL INTERESTS: Snooker, cricket, rugby, soccer

TURNED PROFESSIONAL: 1982

WEIGHT: 198

BIRTHPLACE: Lautoka, Fiji

JOINED TOUR: Spring 1993

TOUR VICTORIES (8): 1993 Buick Classic. 1995 Phoenix Open, Buick Classic. 1997 Memorial Tournament, Buick Open. 1998 PGA Championship, Sprint International. 1999 Honda Classic

INTERNATIONAL VICTORIES (18): 1984 Malaysian PGA Championship (Asia). 1988 Nigerian Open (Afr), Swedish PGA. 1989 Volvo Open di Firenze (Eur), Ivory Coast Open (Afr), Nigerian Open (Afr), Zimbabwe Open (Saf). 1990 El Bosque Open (Eur). 1991 King Hassan Trophy (Morocco). 1992 Turespana Masters Open de Andalucia (Eur), Malaysian Open (Asia), Volvo German Open (Eur). 1993 Bells Cup (Saf). 1994 Scandinavian Masters (Eur), Trophee Lancome (Eur). 1995 Passport Open (Asia). 1997 South African Open (Saf), Toyota World Match Play Championship (Eur).

BEST 1999 FINISHES: 1--Honda Classic; 2--Memorial Tournament; T3--U.S. Open Championship; 4--Mercedes Championships, Motorola Western Open; T5--Shell Houston Open, Buick Classic, National Car Rental Golf Classic/Disney; T9--Greater Greensboro Chrysler Classic, THE TOUR Championship; T10--AT&T Pebble Beach National Pro-Am.

1999 SEASON: Cemented his position as one of the top players on the PGA TOUR with his performance in 1999...earned his eighth career TOUR victory in March at the Honda Classic...stood nine strokes behind Eric Booker after 36 holes and five back through 54 holes...closing 69, after rounds of 71-69-68, produced two-stroke victory over Payne Stewart...had finished second at TPC at Heron Bay the prior year...opened season with fourth-place finish at Mercedes Championships...had streak of four consecutive tournaments where he finished no worse than fifth...began stretch with solo second to Tiger Woods in Memorial Tournament...finished T3 in next start at U.S. Open...following week finished with three consecutive rounds in 60s to finish T5 at Buick Classic...concluded string with solo fourth at Motorola Western Open...from MCI Classic through Motorola Western Open, did not finish outside of top 20...final-round 6-under-par 65, the low round of the day, led to T9 at THE TOUR Championship...his 11 top-10 finishes were a career high...led the TOUR in Eagles, averaging one every 104.8 holes...his 17 total eagles were also the most...ranked third in the All-Around category.

CAREER HIGHLIGHTS: Proved to be true to his name with consecutive victories in Summer of 1998 at PGA Championship and Sprint International in August... began season with 48th consecutive cut made at Mercedes Championships...stretched streak to 53 in a row before shooting 76-80 to miss cut at Masters Tournament tied with Tom Kite for fifth place on all-time list...previous missed cut came at 1995 PGA Championship...became 10th winner in past 11 years to make PGA Championship first major championship victory...earned second win in two weeks and third top-10 finish in month of August with six-point win over Phil Mickelson and Willie Wood at Sprint International...opened with course-record, 7-under-par 63 at THE TOUR Championship...followed with back-to-back 70s, good for second- and third-round leads...closing 71 tied Hal Sutton at 6-under-par 274...lost to Sutton on first playoff hole...\$432,000 payday lifted him to second on money list...enjoyed best financial year on TOUR, more than doubling previous best in 1997...in 1997 won two TOUR events and earned more than \$1 million for second time in career...made 24 consecutive cuts in 1996 and 21 in row in 1997...posted nine top-25 finishes and four top-10s in 1997...first victory of 1997 came at the Memorial Tournament...shot 70 in first round and stood four strokes out of lead...followed with second-round 65 to pull to within three strokes of lead...due to heavy rains, tournament was shortened to 54 holes...Vijay fired final-round 67 to earn two-stroke victory over Jim Furyk and Greg Norman...Memorial was his first win without a playoff...second victory of 1997 came at Buick Open...was his third win at Buick-sponsored event...shot 67-63 and trailed by nine strokes through 36 holes...Saturday 67 brought him to within four strokes of leader Ernie Els...closing 66 matched low round of day and earned six-stroke victory over six players...other top-10s included sixth at NEC World Series of Golf and T10 at THE TOUR Championship...captured pair of international victories in 1997...PGA TOUR Rookie of the Year in 1993, year in which he won Buick Classic in playoff over Mark Wiebe...second-round 63, tying low round in major championship history, lifted him to two-stroke lead at 1993 PGA Championship...finished 73-70 for T4 finish, two strokes out of Paul Azinger-Greg Norman playoff...after being hampered by back and neck problems in 1994, came back to win twice in 1995 at Phoenix Open and Buick Classic...1996 season featured June-July hot streak: T7 U.S. Open, T8 Motorola Western Open, T11 British Open and T5 PGA Championship...has won in Malaysia, France, Nigeria, Ivory Coast, Morocco, Zimbabwe, Spain, Germany, England, South Africa and Sweden.

PERSONAL: Fiji's only world-class golfer...learned game from his father, an airplane technician who also taught golf...admired Tom Weiskopf while growing up and used Weiskopf's swing as early model for his own...certainly the only PGA TOUR player ever to hold a club professional position in Borneo...of Indian ancestry, first name means "victory" in Hindi...served as Honorary Chairperson for 1999 National Golf Day, PGA of America's annual fundraiser for junior golf.

VIJAY SINGH...continued

PGA TOUR CAREER SUMMARY

PLAYOFF RECORD: 3-1

Year	Events Played	Cuts Made	1st	2nd	3rd	Top 10	Top 25	Earnings	Rank
1992	4	4				1	3	\$70,680	156
1993	14	12	1	1		6	10	\$657,831	19
1994	21	16		2		3	7	\$325,959	52
1995	22	17	2			9	13	\$1,018,713	9
1996	24	24		1		9	16	\$855,140	17
1997	21	21	2			4	9	\$1,059,236	16
1998	26	23	2	3		7	18	\$2,238,998	2
1999	29	26	1	1	1	11	21	\$2,283,233	4
Total	161	143	8	8	1	50	97	\$8,509,789	17

1999 INTERNATIONAL SUMMARY

European Tour									
1999	2	2				1	2	\$97,019	
Japan Golf Tour									
1999	1	1		1		1	1	\$93,120	

TOP TOURNAMENT SUMMARY

YEAR	89	90	91	92	93	94	95	96	97	98	99
Masters Tournament						T27	CUT	T39	T17	CUT	T24
U.S. Open					CUT		T10	T7	T77	T25	T3
British Open Championship	T23	T12	T12	T51	T59	T20	T6	T11	T38	T19	CUT
PGA Championship				T48	4	CUT	CUT	T5	T13	1	T49
THE PLAYERS Championship					T28	T55	T43	T8	T31	T54	T20
THE TOUR Championship					T16		6	T9	T10	2	T9
WGC-Andersen Consulting Match Play											T17
WGC-NEC Invitational											T15
WGC-American Express Championship											T16

NATIONAL TEAMS: The Presidents Cup (3), 1994, 1996, 1998

1999 PGA TOUR STATISTICS

Scoring Average	69.83	(8)
Driving Distance	284.3	(13)
Driving Accuracy Percentage	66.8	(126T)
Total Driving	139	(26T)
Greens in Regulation Pct.	68.7	(11)
Putting Average	1.781	(78T)
Sand Save Percentage	58.3	(23)
Eagles (Holes per)	104.8	(1)
Birdies Average	3.71	(17T)
All-Around Ranking	277	(3T)

MISCELLANEOUS STATISTICS

Scoring Average Before Cut	70.44	(15)
Scoring Average 3rd Round	70.58	(36T)
Scoring Average Final Round	71.17	(41T)
Birdies Conversion %	30.0	(40T)
Par Breakers	21.5	(12T)

1999 Low Round: 63: 1999 Las Vegas Invitational/2
 Career Low Round: 62: 1998 Canon Greater Hartford Open/4
 Career Largest Paycheck: \$540,000: 1998 PGA Championship/1



JEFF SLUMAN

EXEMPT STATUS: 1999 tournament winner (through 2001)

FULL NAME: Jeffrey George Sluman

HEIGHT: 5' 7"

WEIGHT: 140

BIRTHDATE: September 11, 1957

BIRTHPLACE: Rochester, NY

RESIDENCE: Chicago, IL

FAMILY: Wife, Linda; Kathryn Doreen (4/22/98)

COLLEGE: Florida State University (1980, Finance)

SPECIAL INTERESTS: Old cars, stock market, Akitas, wine

TURNED PROFESSIONAL: 1980

Q SCHOOL: Fall 1982, 1984

TOUR VICTORIES (4): 1988 PGA Championship. 1997 Tucson Chrysler Classic. 1998 Greater Milwaukee Open. 1999 SONY Open in Hawaii

BEST 1999 FINISHES: 1--SONY Open in Hawaii; T2--MCI Classic, MasterCard Colonial; T5--THE TOUR Championship; T7--National Car Rental Golf Classic/Disney; T8--Bob Hope Chrysler Classic.

1999 SEASON: Continued winning streak by posting a victory for third consecutive season...after opening 69-70 at SONY Open in Hawaii, closed 66-66 to earn fourth PGA TOUR title, a two-stroke victory over Davis Love III, Jeff Maggert, Len Mattiace, Chris Perry and Tommy Tolles...began final round as part of six-way tie for fifth, three stroke behind Tolles...birdied 17th and 18th holes at Waialae CC to seal victory...followed victory in Hawaii with Bob Hope Chrysler Classic T8...rounds of 72-67-68-67 led to three-man playoff with Glen Day and Payne Stewart at MCI Classic...Day won on first extra hole by sinking 35-birdie putt...earned second runner-up finish of season at MasterCard Colonial where he was part of five-way T2, one stroke behind Olin Browne...closed out year strong with back-to-back October top-10s at National Car Rental Golf Classic at World Disney World Resort (T7) and THE TOUR Championship (T5)...led PGA TOUR in Sand Saves with 67.3%...showed ability to save pars when missing greens in regulation by finishing second in the Scrambling category with a conversion rate of 66.8...in August teamed with Stuart Appleby to win unofficial CVS Charity Classic hosted by Billy Andrade and Brad Faxon.

CAREER HIGHLIGHTS: Won 1988 PGA Championship with one of the finest closing rounds in tournament history...trailed Paul Azinger by three strokes through 54 holes, then shot 6-under-par 65 to win by three...following that victory, had eight second-place finishes prior to winning second title at 1997 Tucson Chrysler Classic...after opening 75, stood nine strokes out of lead...came back with a 68 to make cut, then fired Saturday 65 to pull to within four strokes of leader Brad Bryant...final-round 67, lowest closing round by anyone among top 10 through 54 holes, produced one-stroke victory over Steve Jones...opening 75 was highest by winner since Mark O'Meara posted first-round 75 at 1996 Greater Greensboro Chrysler Classic...earned more than \$1 million for the first time in 15 full seasons on TOUR in 1998...that season was highlighted by five top-10 finishes and 11 top-25 finishes...lost in playoff at FedEx St. Jude Classic, where Nick Price birdied second extra hole...earned third PGA TOUR title at Greater Milwaukee Open...third-round 63, following rounds of 68-66, produced 54-hole tie for lead with Chris Perry...closing 68 gave him one-stroke victory over Steve Stricker...won with best friend Rick Bruder, a non-golfer, serving as a caddy for the first time...began final round of 1994 MasterCard Colonial four strokes behind Rocco Mediate...closing 68 passed Mediate, but left him two shy of winner Corey Pavin...in 1991, finished one stroke behind Ted Schulz at Nissan Open and lost playoff to Billy Andrade at Kemper Open...finished second at 1992 U.S. Open, where final-round 71 was one of only four sub-par rounds that day...finished T4 at 1992 Masters.

PERSONAL: Good friend of 1986 Indianapolis 500 winner Bobby Rahal...after disqualifying himself at 1996 Bay Hill Invitational, refused to take undue credit for act, quoting Bobby Jones: "It would be like congratulating someone for not robbing a bank."

JEFF SLUMAN...continued

PGA TOUR CAREER SUMMARY

PLAYOFF RECORD: 0-5

Year	Events Played	Cuts Made	1st	2nd	3rd	Top 10	Top 25	Earnings	Rank
1983	19	11					2	\$13,643	171
1984	1	1						\$603	282
1985	25	18				4	10	\$100,523	78
1986	34	24				7	12	\$154,129	60
1987	32	22		2		6	11	\$335,590	27
1988	32	30	1		1	6	15	\$503,321	18
1989	23	16				4	6	\$154,507	89
1990	31	22		1		2	6	\$264,012	56
1991	30	24		2		7	13	\$552,979	23
1992	30	26		2	1	8	17	\$729,027	14
1993	27	21				1	6	\$187,841	93
1994	30	16		1		4	8	\$301,178	59
1995	29	20		1	2	7	12	\$563,681	31
1996	30	23		1		7	14	\$650,128	28
1997	29	20	1		1	3	9	\$634,203	34
1998	30	25	1	1	1	5	11	\$1,148,375	21
1999	31	26	1	2		6	13	\$1,621,491	17
Total	464	345	4	13	6	77	165	\$7,915,231	20

TOP TOURNAMENT SUMMARY

YEAR	86	87	88	89	90	91	92	93	94	95	96	97	98	99
Masters Tournament			T45	T8	T27	T29	T4	T17	T25	T41	CUT	T7	CUT	T31
U.S. Open		T62		CUT	CUT	T14	CUT	2	T11	T9	T13	T50	T28	T10
British Open Championship					CUT	T25	T101	CUT			T60			T45
PGA Championship		T30	T14	1	T24	T31	T61	T12	T61	T25	T8	T41	CUT	T27
THE PLAYERS Championship		T40	2	T45	CUT	CUT	CUT	T40	T46	CUT	T49	T41	CUT	CUT
THE TOUR Championship			T27	T26			T10	T13			T9		T11	T5
WGC-Andersen Consulting Match Play														T33
WGC-American Express Championship														T34


1999 PGA TOUR STATISTICS

Scoring Average	70.32	(23)
Driving Distance	269.1	(128)
Driving Accuracy Percentage	70.8	(59)
Total Driving	187	(89T)
Greens in Regulation Pct.	66.4	(43T)
Putting Average	1.783	(86T)
Sand Save Percentage	67.3	(1)
Eagles (Holes per)	275.1	(92)
Birdies Average	3.35	(82T)
All-Around Ranking	514	(37)

MISCELLANEOUS STATISTICS

Scoring Average Before Cut	70.66	(27)
Scoring Average 3rd Round	70.52	(32)
Scoring Average Final Round	71.28	(49)
Birdies Conversion %	28.0	(116T)
Par Breakers	19.0	(79T)

1999 Low Round: 64: 1999 Greater Milwaukee Open/2
 Career Low Round: 62: 1992 GTE Byron Nelson Golf Classic/3
 Career Largest Paycheck: \$468,000: 1999 Sony Open in Hawaii/1



SAM SNEAD

EXEMPT STATUS: Winner, 1942 PGA Championship (Lifetime)

FULL NAME: Samuel Jackson Snead

HEIGHT: 5' 11"

BIRTHDATE: May 27, 1912

RESIDENCE: Hot Springs, VA; represents The Greenbrier, White Sulphur Springs, WV

FAMILY: Sam, Jr. (6/30/44), Terrance (5/27/52), 2 grandchildren

SPECIAL INTERESTS: Hunting, fishing

TURNED PROFESSIONAL: 1934

WEIGHT: 190

BIRTHPLACE: Hot Springs, VA

JOINED TOUR: 1937

TOUR VICTORIES (81): 1936 West Virginia PGA. 1937 Oakland Open, Bing Crosby Pro-Am, St. Paul Open, Nassau Open, Miami Open. 1938 Bing Crosby Pro-Am, Greensboro Open, Inverness Four-Ball, Goodall Round Robin, Chicago Open, Canadian Open, Westchester 108 Hole Open, White Sulphur Springs Open. 1939 St. Petersburg Open, Miami Biltmore Four-Ball, Miami Open. 1940 Inverness Four-Ball, Canadian Open, Anthracite Open. 1941 Bing Crosby Pro-Am, St. Petersburg Open, North and South Open, Canadian Open, Rochester Times Union Open, Henry Hurst Invitational. 1942 St. Petersburg Open, PGA Championship. 1944 Portland Open, Richmond Open. 1945 Los Angeles Open, Gulfport Open, Pensacola Open, Jacksonville Open, Dallas Open, Tulsa Open. 1946 Jacksonville Open, Greensboro Open, Virginia Open, World Championship, Miami Open. 1948 Texas Open. 1949 Greensboro Open, Masters, PGA Championship, Washington Star Open, Dapper Dan Open, Western Open. 1950 Bing Crosby Pro-Am, Los Angeles Open, Texas Open, Miami Beach Open, Greensboro Open, Western Open, Colonial National Invitational, Inverness Four-Ball, Reading Open, Miami Open. 1951 PGA Championship, Miami Open. 1952 Masters, Palm Beach Round Robin, Inverness Four-Ball, All American, Eastern Open. 1953 Baton Rouge Open. 1954 Masters, Palm Beach Round Robin. 1955 Greensboro Open, Palm Beach Round Robin, Insurance City Open, Miami Open. 1956 Greensboro Open. 1957 Palm Beach Round Robin, Dallas Open. 1958 Dallas Open. 1960 De Soto Open, Greensboro Open. 1961 Tournament of Champions. 1965 Greensboro Open

SENIOR VICTORIES (14): 1964, 1965, 1967, 1970, 1972, 1973 PGA Seniors'. 1964, 1965, 1970, 1972, 1973 World Seniors. 1978 Legends of Golf (with Gardner Dickinson). 1980 Golf Digest Commemorative Pro-Am. 1982 Legends of Golf (with Don January)

CAREER HIGHLIGHTS: The all-time leader with 81 PGA TOUR victories...independent record keepers have credited him with 135 worldwide victories...won the PGA Championship three times, in 1943, 1949 and 1951...won Masters Tournament in 1949, 1952 and 1954 and the British Open in 1946...holds TOUR record for most victories in a single event with eight Greater Greensboro Open titles...won in Greensboro in 1938, 1946, 1949, 1950, 1955, 1956, 1960 and 1965...when he won at Greensboro in 1965, he was 52 years, 10 months, eight days old, making him the oldest player to win on the PGA TOUR...won the Miami Open six times...won 11 times in 1950, the third highest yearly total in TOUR history...in the 1979 Quad Cities Open, he became the youngest PGA TOUR player to shoot his age...at age 67, he matched his age in the second round and then bettered it by one stroke with a final-round 66...has won 14 unofficial SENIOR TOUR titles, including the PGA Seniors' Championship six times (1964-65, 1967, 1970, 1972-73)...won the World Seniors title five times...captured the 1980 *Golf Digest* Commemorative...member of 1937, 1947, 1949, 1951, 1953, 1955 and 1959 Ryder Cup teams...Ryder Cup team captain in 1951, 1959 and 1969...member of four World Cup winning teams, 1956, 1960-62 (won individual title 1961)...named fourth recipient of PGA TOUR Lifetime Achievement Award in Nov. 1998.


PGA TOUR CAREER SUMMARY						PLAYOFF RECORD: 10-8		
Year	Money	Postion	Year	Money	Postion	Year	Money	Postion
1937	\$10,243	3	1952	\$19,908	4	1966	\$12,109	72
1938	\$19,534	1	1953	\$14,115	15	1967	\$7,141	104
1939	\$9,712	2	1954	\$7,889	29	1968	\$43,106	39
1940	\$9,206	3	1955	\$23,464	7	1969	\$15,439	100
1941	\$12,848	2	1956	\$8,253	36	1970	\$25,103	85
1942	\$8,078	3	1957	\$28,260	4	1971	\$22,258	94
1944	\$5,755	7	1958	\$15,905	18	1972	\$35,462	71
1945	\$24,436	4	1959	\$8,222	45	1973	\$38,685	78
1946	\$18,341	6	1960	\$19,405	19	1974	\$55,562	49
1947	\$9,703	12	1961	\$23,906	17	1975	\$8,285	138
1948	\$6,980	18	1962	\$9,169	59	1976	\$2,694	198
1949	\$31,593	1	1963	\$28,431	16	1977	\$488	256
1950	\$35,758	1	1964	\$8,383	74	1978	\$385	265
1951	\$15,072	6	1965	\$36,889	24	1979	\$4,671	190

Career Earnings: \$620,126

Combined Career Earnings: \$726,700

Career Low Round: 60: 1957 Dallas Open/2

Career Largest Paycheck: \$28,000-1968 Greater Milwaukee/2



CRAIG STADLER

EXEMPT STATUS: Winner, 1992 NEC World Series of Golf (through 2002)

FULL NAME: Craig Robert Stadler

HEIGHT: 5' 10"

WEIGHT: 220

BIRTHDATE: June 2, 1953

BIRTHPLACE: San Diego, CA

RESIDENCE: Denver, CO

FAMILY: Wife, Sue; Kevin (2/5/80), Chris (11/23/82)

COLLEGE: University of Southern California

SPECIAL INTERESTS: Snow skiing, hunting

TURNED PROFESSIONAL: 1975

Q SCHOOL: Spring 1976

TOUR VICTORIES (12): 1980 Bob Hope Desert Classic, Greater Greensboro Open. 1981 Kemper Open. 1982 Joe Garagiola-Tucson Open, Masters Tournament, Kemper Open, World Series of Golf. 1984 Byron Nelson Classic. 1991 THE TOUR Championship. 1992 NEC World Series of Golf. 1994 Buick Invitational of California. 1996 Nissan Open

INTERNATIONAL VICTORIES (4): 1985 Canon European Masters (Eur). 1987 Dunlop Phoenix (Jpn). 1990 Scandinavian Enterprise Open (Eur). 1992 Argentine Open

BEST 1999 FINISHES: 3--AT&T Pebble Beach National Pro-Am.

1999 SEASON: Played in only 17 events in 1999, the fewest since he joined the TOUR in the Spring of 1976...rounds of 70-67-72 produced AT&T Pebble Beach National Pro-Am third-place finish, his best since a second in the 1997 Nissan Open...began year by making the cut in his first 10 tournaments...as 59th seed, defeated sixth seed Colin Montgomerie, 5 & 3, in first round of World Golf Championships-Andersen Consulting Match Play Championship...lost 2 & 1 to John Huston in second round...his \$454,091, extended his streak of years with more than \$300,000 in earnings to nine.

CAREER HIGHLIGHTS: TOUR's leading money-winner in 1982, when he won four times...captured season-opening Joe Garagiola Tucson Open by three strokes over Vance Heafner and John Mahaffey...after opening 75, won Masters Tournament in playoff over Dan Pohl...scored seven-stroke victory over Seve Ballesteros at Kemper Open...made up five strokes with closing 65 at World Series of Golf, then defeated Raymond Floyd in playoff...finished second on money list in 1991 after winning THE TOUR Championship at Pinehurst No. 2 in playoff with Russ Cochran...won second NEC World Series of Golf title in 1992 by one stroke over Corey Pavin...won 1994 Buick Invitational of California...used front-nine 30 en route to Sunday 68 for one-stroke victory at 1996 Nissan Los Angeles Open...first of 12 TOUR victories came at season-opening 1980 Bob Hope Desert Classic...posted six top-10 finishes in 1997, including another top-10 - T9 at Bob Hope Chrysler Classic...other top-10s came at Nissan Open (second), Buick Invitational (T2), AT&T Pebble Beach National Pro-Am (T5), Doral-Ryder Open and MCI Classic (T9)...two-time All-American at University of Southern California.

PERSONAL: Nicknamed "The Walrus," is one of golf's most colorful and popular personalities...a California native who lives in Denver, is ardent fan of NHL's Colorado Avalanche...inducted into San Diego's Breithard Hall of Fame in Feb. 1996...son Kevin won individual honors in 1997 Colorado High School Boys Golf Championship...began 1999 season at Mercedes Championships, doing on-course reporting for ESPN.

PGA TOUR CAREER SUMMARY

PLAYOFF RECORD: 3-2

Year	Events Played	Cuts Made	1st	2nd	3rd	Top 10	Top 25	Earnings	Rank
1974 (Am.)	1	1				1	1		
1975 (Am.)	1	1					1		
1976	9	5						\$2,702	194
1977	29	20				5	11	\$42,949	66
1978	27	21				6	12	\$63,486	49
1979	33	24				4	11	\$73,392	55
1980	24	21	2	1		7	11	\$206,291	8
1981	28	21	1	2	3	8	12	\$218,829	8
1982	25	23	4			11	18	\$446,462	1
1983	27	20		2	1	11	14	\$214,496	17
1984	22	20	1		3	8	16	\$324,241	8
1985	24	20		3		8	14	\$297,926	11
1986	26	17			1	8	10	\$170,076	53
1987	22	17		1		6	11	\$235,831	39
1988	21	16			2	5	11	\$278,313	37
1989	22	20		1	1	4	13	\$409,419	25
1990	19	16			1	5	9	\$278,482	52

CRAIG STADLER...continued

PGA TOUR CAREER SUMMARY

PLAYOFF RECORD: 3-2

Year	Events Played	Cuts Made	1st	2nd	3rd	Top 10	Top 25	Earnings	Rank
1991	21	16	1	1	1	7	12	\$827,628	2
1992	25	18	1			4	10	\$487,460	28
1993	24	17		2	1	5	7	\$553,623	29
1994	22	15	1	1		4	8	\$474,831	32
1995	21	15			1	4	9	\$402,316	45
1996	18	12	1			1	4	\$336,820	58
1997	21	16		2		6	9	\$525,304	41
1998	18	15				2	7	\$350,091	85
1999	17	11			1	1	6	\$454,091	87
Total	547	418	12	18	16	131	247	\$7,675,059	22

1999 INTERNATIONAL SUMMARY

European Tour

1999	1	1							\$4,589
------	---	---	--	--	--	--	--	--	---------

TOP TOURNAMENT SUMMARY

YEAR	78	79	80	81	82	83	84	85	86	87	88	89	90	91	92
Masters Tournament		T7	T26	T43	1	T6	T35	T6	CUT	T17	3	CUT	T14	T12	T25
U.S. Open			T16	T26	T22	T10	W/D	CUT	T15	T24	T25		T8	T19	T33
British Open Championship			T6	CUT	T35	T12	T28	CUT	WD	T8	T61	T13	CUT	T101	T64
PGA Championship	6		T55	CUT	T16	T63	T18	T18	T30	T28	T15	T7	T57	T7	T48
THE PLAYERS Championship		T67	T67	CUT	T6	T63	T3	T13	CUT	CUT	T45	T21	T61	CUT	CUT
THE TOUR Championship												T14		1	T13

TOP TOURNAMENT SUMMARY (cont.)

YEAR	93	94	95	96	97	98	99
Masters Tournament	T34	CUT	CUT	T29	T26	T41	T38
U.S. Open	T33	CUT					
British Open Championship		T32	CUT	T45	CUT		
PGA Championship	CUT	T19	T8	CUT	T53	T38	CUT
THE PLAYERS Championship	CUT	CUT	T14	T41	CUT	T31	T62
THE TOUR Championship	29						
WGC-Andersen Consulting Match Play						T17	

NATIONAL TEAMS: Walker Cup, 1975; U.S. vs. Japan, 1982; Ryder Cup (2) 1983, 1985

1999 PGA TOUR STATISTICS

Scoring Average	70.89	(57T)
Driving Distance	277.2	(46)
Driving Accuracy Percentage	65.8	(142T)
Total Driving	188	(93T)
Greens in Regulation Pct.	67.7	(20T)
Putting Average	1.805	(147T)
Sand Save Percentage	42.4	(176T)
Eagles (Holes per)	225.0	(64)
Birdies Average	3.44	(57T)
All-Around Ranking	709	(84)

MISCELLANEOUS STATISTICS

Scoring Average Before Cut	71.16	(60)
Scoring Average 3rd Round	70.09	(11)
Scoring Average Final Round	73.40	(178)
Birdies Conversion %	28.2	(109T)
Par Breakers	19.6	(55)

1999 Low Round: 65: 3 times, most recent 1999 Las Vegas Invitational/3
 Career Low Round: 62: 4 times, most recent 1987 Shearson Lehman Bros.
 Andy Williams Open/2
 Career Largest Paycheck: \$360,000: 1991 THE TOUR Championship/1



PAUL STANKOWSKI

EXEMPT STATUS: 113th on 1999 money list

FULL NAME: Paul Francis Stankowski

HEIGHT: 6' 1"

BIRTHDATE: December 2, 1969

RESIDENCE: Flower Mound, TX

FAMILY: Wife, Regina; Joshua (8/11/99)

COLLEGE: University of Texas-El Paso

SPECIAL INTERESTS: All sports

TURNED PROFESSIONAL: 1991

WEIGHT: 195

BIRTHPLACE: Oxnard, CA

Q SCHOOL: 1993, 1995

TOUR VICTORIES (2): 1996 BellSouth Classic. 1997 United Airlines Hawaiian Open

INTERNATIONAL VICTORIES (1): 1996 Casio World Open (Jpn)

BUY.COM TOUR VICTORIES (1): 1996 Louisiana Open

BEST 1999 FINISHES: T3--Southern Farm Bureau Classic; T6--Greater Greensboro Chrysler Classic.

1999 SEASON: For second consecutive year, finished strong in final event of season...this time, it allowed him to keep full-exempt status...was ranked 140th on money list with only Southern Farm Bureau Classic to play...rounds of 70-69-67 produced T3 worth \$104,000...payday lifted him into 113th on final money list...first top-10 finish of season came at Greater Greensboro Chrysler Classic where final-round 6-under-par 66 led to T6...fashioned an unusual 3-under-par 69 in second round of Motorola Western Open...went out in 29 and came back in 40...hit seven of seven fairways and all greens in regulation on front side, one fairway and two greens on back.

CAREER HIGHLIGHTS: 1996 unquestionably his breakthrough year, featuring his first victory on TOUR at BellSouth Classic in just his third full season...however, 1997 was the year he became one of the TOUR's emerging stars...1997 featured 15 top-25 finishes in 29 starts...for the first time he qualified for THE TOUR Championship, where he finished T17...scores of 71-66-64-70-271 forced playoff at United Airlines Hawaiian Open with Jim Furyk and Mike Reid...Reid was eliminated on first extra hole, and Paul defeated Furyk on fourth playoff hole to capture title...after Hawaii, finished T3 at Bob Hope Chrysler Classic and T5 at Honda Classic, Masters Tournament and GTE Byron Nelson Classic...BellSouth win followed rounds of 68-71-70, after which he began the final round in third place...closing 71 forced playoff with Brandel Chamblee, which Stankowski won with birdie on first extra hole...had arrived in Atlanta as sixth alternate after winning Louisiana Open the week before...is the only player to win BUY.COM TOUR and PGA TOUR events back-to-back...prior to Atlanta had missed five of six PGA TOUR cuts...following 1996 season, posted victory at unofficial Lincoln-Mercury Kapalua International...birdied 72nd hole to earn one-stroke victory over Fred Couples...later that month, captured Casio World Open on Japanese Tour...was hampered to some degree in 1998 by right shoulder injury sustained at Bay Hill Invitational...MRI showed slight cartilage irritation but no muscle tears...was forced to withdraw during second round of THE PLAYERS Championship...T6 in final start of year, at Las Vegas Invitational after rounds of 67-71-68-70-65, earned a paycheck worth \$69,500 and led to finish on 96th on final money list...achieved PGA TOUR exempt status following T26 finish at 1993 Qualifying Tournament...three-time All-American at Texas El-Paso.

PERSONAL: First played golf on Easter Sunday in 1978; 18 years later, won BellSouth Classic on Easter... uncertain he would return to Masters Tournament, so bought souvenir glass, filled it with bunker sand and placed tee and ball inside as remembrance of first visit to Augusta National in 1996...sponsors Paul Stankowski FCA (Fellowship of Christian Athletes) Stanko Skins in El Paso, TX...improved vision through LASIK surgery in Sept. 1998.

PGA TOUR CAREER SUMMARY

PLAYOFF RECORD: 2-0

Year	Events Played	Cuts Made	1st	2nd	3rd	Top 10	Top 25	Earnings	Rank
1994	29	10				3	4	\$170,393	106
1995	31	15				1	3	\$144,558	133
1996	25	11	1			3	3	\$390,575	52
1997	29	22	1		1	5	15	\$929,405	21
1998	26	14				2	6	\$322,036	96
1999	28	11			1	2	6	\$362,889	113
Total	168	83	2		2	16	37	\$2,319,856	127
BUY.COM TOUR									
1991	1	1						\$1,063	223
1992	3	1					1	\$1,296	212
1993	1							\$665	243
1994	1								
1996	2	2	1			1	2	\$46,800	43
Total	8	5	1			1	3	\$49,824	
COMBINED TOTAL MONEY:								\$2,369,680	

PAUL STANKOWSKI...continued

TOP TOURNAMENT SUMMARY

YEAR	94	95	96	97	98	99
Masters Tournament			CUT	T5	T39	
U.S. Open	CUT			T19	CUT	
British Open Championship				CUT		
PGA Championship		CUT	T47	T67	CUT	
THE PLAYERS Championship		CUT		T14	WD	CUT
THE TOUR Championship				T17		


1999 PGA TOUR STATISTICS

Scoring Average	71.79	(136T)
Driving Distance	279.6	(30)
Driving Accuracy Percentage	60.5	(179)
Total Driving	209	(131)
Greens in Regulation Pct.	61.5	(161T)
Putting Average	1.785	(95T)
Sand Save Percentage	50.8	(100)
Eagles (Holes per)	198.0	(48T)
Birdies Average	3.30	(98T)
All-Around Ranking	847	(117)

MISCELLANEOUS STATISTICS

Scoring Average Before Cut	72.14	(149T)
Scoring Average 3rd Round	71.38	(100)
Scoring Average Final Round	71.55	(66)
Birdies Conversion %	29.8	(50T)
Par Breakers	18.8	(96T)

1999 Low Round: 65: 1999 BellSouth Classic/2
 Career Low Round: 64: 4 times, most recent 1997 GTE Byron Nelson Golf Classic/1
 Career Largest Paycheck: \$234,000: 1996 BellSouth Classic/1



CURTIS STRANGE

EXEMPT STATUS: Top 25 on PGA TOUR career money list

FULL NAME: Curtis Northrop Strange

HEIGHT: 5' 11"

WEIGHT: 170

BIRTHDATE: January 30, 1955

BIRTHPLACE: Norfolk, VA

RESIDENCE: Kingsmill, VA; plays out of Kingsmill on the James

FAMILY: Wife Sarah; Thomas Wright III (8/25/82), David Clark (4/3/85)

COLLEGE: Wake Forest University

SPECIAL INTERESTS: Fishing, Harley Davidsons

TURNED PROFESSIONAL: 1976

Q SCHOOL: Spring 1977

TOUR VICTORIES (17): 1979 Pensacola Open. 1980 Michelob-Houston Open, Manufacturers Hanover Westchester Classic. 1983 Sammy Davis, Jr.-Greater Hartford Open. 1984 LaJet Classic. 1985 Honda Classic, Panasonic-Las Vegas Invitational, Canadian Open. 1986 Houston Open. 1987 Canadian Open, Federal Express-St. Jude Classic, NEC World Series of Golf. 1988 Independent Insurance Agent Open, Memorial Tournament, U.S. Open, Nabisco Championships. 1989 U.S. Open

INTERNATIONAL VICTORIES (4): 1986 ABC Cup (Japan). 1988 Sanctuary Cove Classic (Aus). 1989 Palm Meadows Cup (Aus). 1993 Greg Norman's Holden Classic (Aus)

BEST 1999 FINISH: T22--Greater Milwaukee Open

1999 SEASON: Again played reduced schedule due to duties as main analyst for ABC Sports golf coverage...in October, was named Captain of 2001 United States Ryder Cup team...played in 16 tournaments in 1999, making cut in seven...best finish came at Greater Milwaukee Open, where rounds of 69-68-68-69 led to T22 finish...placed T23 at THE PLAYERS Championship and T25 at FedEx St. Jude Classic, where he opened with a 6-under-par 65, his low round of the season.

CAREER HIGHLIGHTS: Winner of 17 PGA TOUR events, including consecutive U.S. Open titles...at 1988 U.S. Open at The Country Club, defeated Nick Faldo in an 18-hole playoff...became first to successfully defend U.S. Open title since Ben Hogan (1950-51) with one-stroke victory over Chip Beck, Mark McCumber and Ian Woosnam at Oak Hills in 1989...came close to third U.S. Open in 1994, but fell one stroke short of Ernie Els-Loren Roberts-Colin Montgomerie playoff...in 1988, became first player to surpass \$1 million in a season when he captured his third of three money titles...won at least one tournament each year for seven years (1983-89)...finished T2 at 1989 PGA Championship, one behind Payne Stewart...competed 20 times in 1997, making 12 cuts with one top-10 finish (T2 Buick Open)...five-time Ryder Cup team member with a 6-12-2 career record...1985, 1987 and 1988 Golf Writers Association Player of the Year...set course record at Old Course at St. Andrews (62) during 1987 Dunhill Cup captured 1974 NCAA Championship while attending Wake Forest University.

CURTIS STRANGE...continued

PERSONAL: Started playing golf at age seven; father owned White Sands CC in Virginia Beach, VA...identical twin, Allen, was TOUR member...began fulltime assignment as lead analyst for ABC Sports in 1997.

PGA TOUR CAREER SUMMARY										PLAYOFF RECORD: 6-3	
Year	Events Played	Cuts Made	1st	2nd	3rd	Top 10	Top 25	Earnings	Rank		
1975 (Am.)	1	1									
1976 (Am.)	1	1					1				
1976	1	1						\$375	268		
1977	18	11		1		2	3	\$30,928	81		
1978	28	16				3	7	\$29,346	89		
1979	34	24	1		1	9	16	\$138,368	21		
1980	30	27	2	1	2	9	21	\$271,888	3		
1981	28	23		1	3	12	19	\$201,513	9		
1982	29	26		2	3	12	19	\$263,378	10		
1983	28	22	1	1	1	6	14	\$200,116	21		
1984	26	23	1		3	9	18	\$276,773	14		
1985	25	22	3	2		7	12	\$542,321	1		
1986	25	19	1			6	12	\$237,700	32		
1987	26	23	3	1	1	11	16	\$925,941	1		
1988	24	21	4			6	12	\$1,147,544	1		
1989	21	20	1	1	3	9	16	\$752,587	7		
1990	20	17				6	10	\$277,172	53		
1991	20	13		2		3	5	\$336,333	48		
1992	17	13				2	6	\$150,639	99		
1993	24	16			1	5	8	\$262,697	63		
1994	23	18			1	5	9	\$390,881	41		
1995	24	17			1	4	9	\$358,175	49		
1996	24	15				1	4	\$181,883	116		
1997	20	12		1		1	3	\$171,092	129		
1998	16	8					1	\$78,836	192		
1999	16	7					3	\$118,138	183		
Total	550	416	17	13	20	128	244	\$7,344,725	26		


TOP TOURNAMENT SUMMARY																
YEAR	76	78	80	81	82	83	84	85	86	87	88	89	90	91	92	
Masters Tournament	T15		CUT	T19	T7	CUT	T46	T2	T21	T12	T21	T18	T7	T42	T31	
U.S. Open			T16	T17	T39	T26	3	T31	CUT	T4	1	1	T21	CUT	T23	
British Open	CUT				T15	T29				T14		T13	T61	CUT	T38	CUT
PGA Championship		T58	T5	T27	T14	86	CUT	CUT	CUT	9	T31	T2	CUT	W/D	CUT	
THE PLAYERS Championship			21	T2	T51	T8	T33	T33	CUT	CUT	DQ	T34	T16	T6	W/D	
THE TOUR Championship										30	1	T11				

TOP TOURNAMENT SUMMARY (cont.)									
YEAR	93	94	95	96	97	98	99		
Masters Tournament	W/D	T27	9	CUT					
U.S. Open	T25	4	T36	T27	CUT	CUT	CUT		
British Open Championship			CUT	T72	T44	T19			
PGA Championship	CUT	T19	T17	T26	CUT				
THE PLAYERS Championship	CUT	CUT	T23	CUT	CUT	CUT	T23		

NATIONAL TEAMS: World Amateur Team, 1974; Walker Cup, 1975; Ryder Cup (5), 1983, 1985, 1987, 1989, 1995; Nissan Cup, 1985; Dunhill Cup (7), 1985, 1987, 1988, 1989, 1990, 1991, 1994; Kirin Cup (2), 1987, 1988; Four Tours Championship, 1989

1999 PGA TOUR STATISTICS		
Scoring Average	71.57	(N/A)
Driving Distance	264.0	(N/A)
Driving Accuracy Percentage	66.3	(N/A)
Total Driving	1,998	(N/A)
Greens in Regulation Pct.	62.3	(N/A)
Putting Average	1.788	(N/A)
Sand Save Percentage	47.8	(N/A)
Eagles (Holes per)	864.0	(N/A)
Birdies Average	3.23	(N/A)

MISCELLANEOUS STATISTICS		
Scoring Average Before Cut	72.00	(N/A)
Scoring Average 3rd Round	71.75	(N/A)
Scoring Average Final Round	72.57	(N/A)
Birdies Conversion %	28.8	(N/A)
Par Breakers	18.1	(N/A)
1999 Low Round: 65: 1999 FedExEx St. Jude Classic/1		
Career Low Round: 62: 2 times, most recent 1983 Sammy Davis Jr. Greater Hartford Open/2		
Career Largest Paycheck: \$360,000: 1988 Nabisco Championship/1		



STEVE STRICKER *(STRICK-er)*

EXEMPT STATUS: 64th on 1999 money list
FULL NAME: Steven Charles Stricker
HEIGHT: 6' 0" **WEIGHT:** 185
BIRTHDATE: February 23, 1967 **BIRTHPLACE:** Edgerton, WI
RESIDENCE: Tampa, FL
FAMILY: Wife, Nikki; Bobbi Maria (8/31/98)
COLLEGE: University of Illinois
SPECIAL INTERESTS: Hunting, clay target shooting
TURNED PROFESSIONAL: 1990 **Q-SCHOOL:** 1993

TOUR VICTORIES (2): 1996 Kemper Open, Motorola Western Open

INTERNATIONAL VICTORIES (2): 1990 Victoria Open (Can), 1993 Canadian PGA

BEST 1999 FINISHES: 5--U.S. Open Championship; T6--THE PLAYERS Championship; T10--Kemper Open, Greater Milwaukee Open.

1999 SEASON: Another solid season for the six-year TOUR veteran...earned first top-10 of season at THE PLAYERS Championship, where rounds of 73-73-70-74 produced T6 worth \$161,875...finished T10 at Kemper Open, tournament he won in 1996...in June, finished fifth in U.S. Open for second consecutive year...with 69, was only player under par in third round...finish marked his third top-5 finish in his last five majors...two tournaments later, finished T10 in Greater Milwaukee Open...it was his third top-10 in his homestate tournament in the last four years...Milwaukee was also special as it marked wife, Nikki's return to caddieing for the week...ranked sixth on TOUR in putting with 1.739 average...it was the fourth time in six full seasons that he has ranked in the top 10 in that category.

CAREER HIGHLIGHTS: Impressive 1996 season included seven top-10 finishes, all either firsts, seconds or thirds...earned \$1,383,739 to finish fourth on money list...first PGA TOUR victory came at Kemper Open, where he moved to within one stroke of Jay Williamson's lead with third-round 65...closed with 68 for three-stroke victory...won again at Motorola Western Open, where opening round of 65, along with closing rounds of 65 and 69, gave him an eight-stroke victory...T2 at NEC World Series of Golf, third at United Airlines Hawaiian Open, Greater Greensboro Chrysler Classic and THE TOUR Championship...finished T3 in front of homestate fans at Greater Milwaukee Open...recovered from off year in 1997 with strong 1998 campaign...playing a limited schedule of 21 events, made 20 cuts...played only four times after Aug. 1 and finished in top 10 each time...all in all, had career-best 10 top-10 finishes and 12 top-25s...rounds of 68-69-66 produced third-round tie for lead with Vijay Singh at PGA Championship...closing 70 left him two strokes shy of Singh...followed second-place finish at PGA Championship with another runner-up at Greater Milwaukee Open...was 2-3 in 1996 Presidents Cup...was 5-0 on victorious Dunhill Cup team in 1996...tied for second place in second event as a TOUR member, 1994 Northern Telecom Open...T3 at 1994 Canon Greater Hartford Open...finished 50th on the money list that year, fourth among rookies...won 1998 Wisconsin State Open by 11 strokes...All-American at University of Illinois in 1988-89.

PERSONAL: Wife Nikki, who had been his caddie throughout his professional career, gave up the bag last season to deliver daughter Bobbi Maria...father-in-law Dennis Tiziani, golf coach at University of Wisconsin, is his teacher...brother-in-law Mario Tiziani has played in several PGA TOUR events.

PGA TOUR CAREER SUMMARY					PLAYOFF RECORD: 0-0				
Year	Events Played	Cuts Made	1st	2nd	3rd	Top 10	Top 25	Earnings	Rank
1990	1	1						\$3,974	255
1991	1								
1992	2	1						\$5,550	261
1993	6	2				1	1	\$46,171	186
1994	26	22		1	1	4	6	\$334,409	50
1995	23	20				4	13	\$438,931	40
1996	22	19	2	1	4	7	10	\$1,383,739	4
1997	20	13				1	3	\$167,652	130
1998	21	20		2		10	12	\$1,313,948	13
1999	21	15				4	9	\$662,461	64
Total	143	113	2	4	5	31	54	\$4,356,835	67
BUY.COM TOUR									
1990	2	2		1		1	1	\$10,080	86
1991	12	7				1	4	\$11,298	85
1992	1	1						\$1,065	227
1993	3	1						\$820	226
Total	18	11		1		2	5	\$23,263	
COMBINED TOTAL MONEY:								\$4,380,097	

STEVE STRICKER...continued

TOP TOURNAMENT SUMMARY

YEAR	93	94	95	96	97	98	99
Masters Tournament				CUT	CUT		T38
U.S. Open	83		T13	T60	T36	T5	5
British Open Championship				T22	T62	T52	CUT
PGA Championship			T23	T26	CUT	2	CUT
THE PLAYERS Championship		T23	T11	CUT	CUT	T51	T6
THE TOUR Championship				3		T5	
WGC Andersen Consulting Match Play							T33

NATIONAL TEAMS: The Presidents Cup, 1996; Dunhill Cup, 1996

1999 PGA TOUR STATISTICS

Scoring Average	70.48	(27T)
Driving Distance	275.2	(64T)
Driving Accuracy Percentage	61.5	(172T)
Total Driving	236	(157)
Greens in Regulation Pct.	62.9	(136T)
Putting Average	1.739	(6)
Sand Save Percentage	53.4	(61)
Eagles (Holes per)	201.0	(51)
Birdies Average	3.60	(30T)
All-Around Ranking	547	(43)

MISCELLANEOUS STATISTICS

Scoring Average Before Cut	71.31	(77)
Scoring Average 3rd Round	70.50	(30T)
Scoring Average Final Round	72.00	(94T)
Birdies Conversion %	31.8	(16)
Par Breakers	20.5	(27T)

1999 Low Round: 64: 1999 Bob Hope Chrysler Classic/5
 Career Low Round: 63: 1998 Greater Milwaukee Open/2
 Career Largest Paycheck: \$360,000: 1996 Motorola Western Open/1



DAVID SUTHERLAND

EXEMPT STATUS: 120th on 1999 money list

FULL NAME: David Allan Sutherland

HEIGHT: 6' 0"

BIRTHDATE: February 20, 1966

RESIDENCE: Sacramento, CA

FAMILY: Wife, Molly

COLLEGE: Fresno State University (1989, History)

SPECIAL INTERESTS: Basketball, reading, history

TURNED PROFESSIONAL: 1989

WEIGHT: 180

BIRTHPLACE: Roseville, CA

Q SCHOOL: 1991, 1996

BEST CAREER FINISH: T2--1997 Greater Milwaukee Open

BEST 1999 FINISH: T3--Bell Canadian Open; T10--Buick Classic.

1999 SEASON: Retained full-exempt status for third consecutive year...after missing 10 of first 17 cuts, earned first top-10 finish of season at Buick Classic, where rounds of 73-66-68-73 produced T10...rounds of 63-65-72-71 produced Bell Canadian Open T3, matching second-best finish of career and bringing \$120,000 payday... 7-under-par 65 in second round was low round of the tournament, as was his back-nine 5-under-par 32...had gotten it to 9-under-par for the day through 16 holes before bogeys on his final two holes...had entered tournament 140th on money list and improved to 104th...paired with his brother Kevin for the first two rounds of the Compaq Classic of New Orleans...it was the first time they had been paired together on the PGA TOUR, though they had been paired together in the Qualifying Tournament.

CAREER HIGHLIGHTS: Broke into money-list top 100 for first time in his career in 1997, season in which he also earned his best finish prior...shot 70-65-65 and shared first-round lead with Fulton Allem at Greater Milwaukee Open...final-round 69 good for T2 with Loren Roberts, one stroke behind Scott Hoch...barely missed 50-foot putt for eagle from fringe that would have forced playoff with Hoch...week prior to Milwaukee, posted first top-10 of year at Greater Vancouver Open...shot 68-68-68-69 and finished T6...in 1998 made cut in his last two starts, at Las Vegas Invitational and National Car Rental Golf Classic at Walt Disney World Resort, in order to finish 122nd on money list...averaged \$4,500 at those two tournaments to ensure fully exempt status for 1999...was first a member of TOUR in 1991...at 1991 Buick Southern Open shot 61-71-70-71--279 to finish T3...that was the only top-10 in a year in which he earned \$71,629 and finished 152nd on money list...played BUY.COM TOUR in 1992, finishing 43rd on money list...earned exempt status on 1997 TOUR by finishing T16 at 1996 PGA TOUR Qualifying Tournament

PERSONAL: Brother Kevin is also member of PGA TOUR...an amateur historian and huge Civil War buff...represents Jelly Bellies jelly beans on TOUR.

DAVID SUTHERLAND...continued

PGA TOUR CAREER SUMMARY

PLAYOFF RECORD: 0-0

Year	Events Played	Cuts Made	1st	2nd	3rd	Top 10	Top 25	Earnings	Rank
1991	28	11			1	1	1	\$71,629	152
1992	10	5					1	\$11,297	235
1995	1								
1997	28	14		1		2	6	\$288,663	84
1998	31	17					7	\$239,330	122
1999	31	15			1	2	3	\$338,129	120
Total	129	62		1	2	5	18	\$949,049	255

BUY.COM TOUR

1990	4	3				1	2	\$4,228	122
1992	20	12				4	9	\$35,261	43
1993	19	13				2	6	\$23,428	72
1994	4	2				1	1	\$4,887	142
1995	2								
1996	3	3			1	1	2	\$16,045	96
1997	1								
Total	53	33			1	9	20	\$83,849	

COMBINED TOTAL MONEY: \$1,032,898

TOP TOURNAMENT SUMMARY

YEAR	98	99
PGA Championship	70	
THE PLAYERS Championship	T16	CUT

1999 PGA TOUR STATISTICS

Scoring Average	71.50	(113T)
Driving Distance	269.4	(126)
Driving Accuracy Percentage	70.3	(71T)
Total Driving	197	(113T)
Greens in Regulation Pct.	63.5	(119T)
Putting Average	1.778	(64)
Sand Save Percentage	44.9	(169)
Eagles (Holes per)	324.0	(118T)
Birdies Average	3.21	(122T)
All-Around Ranking	902	(133)

MISCELLANEOUS STATISTICS

Scoring Average Before Cut	71.66	(109)
Scoring Average 3rd Round	72.20	(153T)
Scoring Average Final Round	72.00	(94T)
Birdies Conversion %	28.1	(111T)
Par Breakers	18.1	(128T)

1999 Low Round: 65: 2 times, most recent 1999 Bell Canadian Open/2

Career Low Round: 63: 1991 United Hawaiian Open/2

Career Largest Paycheck: \$120,000: 1999 Bell Canadian Open/T3



KEVIN SUTHERLAND

EXEMPT STATUS: 63th on 1999 money list

FULL NAME: Kevin John Sutherland

HEIGHT: 6' 1"

BIRTHDATE: July 4, 1964

RESIDENCE: Sacramento, CA

FAMILY: Wife, Mary

COLLEGE: Fresno State University (1987, Business)

SPECIAL INTERESTS: Basketball, baseball

TURNED PROFESSIONAL: 1987

WEIGHT: 185

BIRTHPLACE: Sacramento, CA

Q SCHOOL: 1993, 1995, 1996

BEST CAREER FINISH: 2--1997 Shell Houston Open.

BEST 1999 PGA TOUR FINISHES: T4--Buick Invitational; T6--FedEx St. Jude Classic, Las Vegas Invitational; T8--Bob Hope Chrysler Classic.

1999 SEASON: Had career-year in terms of money won with \$663,891 to finish 63rd on final money list, his second highest finish ever...got season off to good start with T8 in Bob Hope Chrysler Classic...earned his second top 10 in four starts with T4 at Buick Invitational...opened with rounds of 68-68-67 to stand two off Tiger Woods' 54-hole lead...closed with a 70 to finish seven behind Woods... finished T3 in San Diego the year before...at FedEx St. Jude Classic, fired rounds of 69-65-66-70 to finish T6...shared first-round lead at Canon Greater Hartford Open after opening with 63...rounds of 71-71-66 led to T17...fourth top-10 came at Las Vegas Invitational, where he finished T6 to earned \$83,750 to moved from 67th on money list to 63rd.

KEVIN SUTHERLAND...continued

CAREER HIGHLIGHTS: During 1997 played in 27 tournaments, posting four top-10s, six top-25s and earning \$455,860...money ranking (52nd) the best of his short TOUR career...came close to victory at 1997 Shell Houston Open...shot rounds of 68-72-76 to share 54-hole lead with Phil Blackmar...on Sunday, both players shot 70 before Blackmar won the ensuing playoff with birdie on first extra hole...Shell Houston paycheck, worth \$172,800, more than his career earnings total heading into that season...following week, rounds of 70-71-70-68 produced BellSouth Classic T9...finished with T13 at Canon Greater Hartford Open...followed with T5 and T6 at Sprint International and Las Vegas Invitational, respectively... In 1998 had another three top-10s and 66th-place finish on money list...first top-10 came at Buick Invitational, where rounds of 68-67-70 left him one stroke shy of second career playoff...finished T7 at Honda Classic...at Buick Classic, led after an opening 64...followed with rounds of 70-73 to finish T7 in rain-shortened event...member of BUY.COM TOUR in 1991-92...second-team All-American at Fresno State University.

PERSONAL: Brother David is a member of PGA TOUR...the Sutherlands often can be seen practicing together at TOUR stops, especially on putting areas...the two were paired together for the first time on TOUR during first two rounds of 1999 COMPAQ Classic of New Orleans...won 1997 EA Sports Challenge Championship, defeating defending champion Paul Goydos.

PGA TOUR CAREER SUMMARY					PLAYOFF RECORD: 0-1				
Year	Events Played	Cuts Made	1st	2nd	3rd	Top 10	Top 25	Earnings	Rank
1991	1	1						\$2,030	296
1995	1								
1996	33	21				1	4	\$144,828	135
1997	27	17		1		4	6	\$455,860	52
1998	30	22			1	3	9	\$444,429	66
1999	29	21				4	8	\$663,891	63
Total	121	82		1	1	12	27	\$1,711,038	171
BUY.COM TOUR									
1990	2	1					1	\$1,475	176
1991	26	16		1		2	8	\$30,221	40
1992	15	6		1		2	4	\$21,444	63
1993	5	5				1	5	\$15,113	91
1994	4	3				1	2	\$10,130	106
1995	26	21				7	12	\$60,822	32
Total	78	52		2		13	32	\$139,205	
COMBINED TOTAL MONEY:								\$1,850,243	

TOP TOURNAMENT SUMMARY

YEAR	96	97	98	99
U.S. Open		CUT		CUT
PGA Championship		T76	T44	CUT
THE PLAYERS Championship			T42	CUT

1999 PGA TOUR STATISTICS

Scoring Average	70.61	(39)
Driving Distance	272.5	(90T)
Driving Accuracy Percentage	68.4	(101T)
Total Driving	191	(100T)
Greens in Regulation Pct.	66.8	(33T)
Putting Average	1.784	(91T)
Sand Save Percentage	60.1	(11T)
Eagles (Holes per)	246.9	(77)
Birdies Average	3.35	(82T)
All-Around Ranking	524	(38)

MISCELLANEOUS STATISTICS

Scoring Average Before Cut	70.67	(28T)
Scoring Average 3rd Round	70.60	(39T)
Scoring Average Final Round	71.05	(31T)
Birdies Conversion %	27.9	(124T)
Par Breakers	19.0	(79T)
1999 Low Round:	63: 2 times, most recent 1999 Las Vegas Invitational/3	
Career Low Round:	63: 3 times, most recent 1999 Las Vegas Invitational/3	
Career Largest Paycheck:	\$172,800: 1997 Shell Houston Open/2	



HAL SUTTON

EXEMPT STATUS: Winner, 1998 TOUR Championship (through 2001)

FULL NAME: Hal Evan Sutton

HEIGHT: 6' 1"

BIRTHDATE: April 28, 1958

RESIDENCE: Shreveport, LA

FAMILY: Wife, Ashley; Samantha Jean (11/24/96); Sara Rias and Sadie Ann (1/18/99)

COLLEGE: Centenary College (Business)

SPECIAL INTERESTS: Horses, hunting and fishing

TURNED PROFESSIONAL: 1981

WEIGHT: 185

BIRTHPLACE: Shreveport, LA

Q SCHOOL: Fall 1981

TOUR VICTORIES (11): 1982 Walt Disney World Golf Classic. 1983 Tournament Players Championship, PGA Championship. 1985 St. Jude Memphis Classic, Southwest Classic. 1986 Phoenix Open, Memorial Tournament. 1995 B.C. Open. 1998 Westin Texas Open, THE TOUR Championship. 1999 Bell Canadian Open

BEST 1999 FINISHES: 1--Bell Canadian Open; T2--Shell Houston Open; 4--Phoenix Open; T4--THE PLAYERS Championship, Kemper Open; T6--FedEx St. Jude Classic; T7--Honda Classic, COMPAQ Classic of New Orleans, U.S. Open Championship; 8--Buick Open; T9--Motorola Western Open, THE TOUR Championship; T10--British Open Championship.

1999 SEASON: Another superlative season for one of the PGA TOUR's top players...his \$2,127,578 was a career high, as were his 13 top-10 finishes...earned his 11th TOUR title with three-stroke victory over Dennis Paulson in Bell Canadian Open...rounds of 69-67 produced 36-hole lead...third-round 70 left him one stroke off lead...closing 69, one of only seven rounds in 60s on Sunday, produced victory...three-stroke margin widest at Bell Canadian Open since Curtis Strange won by three in 1987...earlier in season, shared second-round lead at Shell Houston Open after rounds of 68-68...third-round 69 lifted him into sole possession of lead by two strokes over Joey Sindelar...closing 75 left him one shy of winner Stuart Appleby...from T4 at Kemper Open through eighth-place finish at Buick Open, had streak of six consecutive tournaments with top-10 finish...going back to Shell Houston Open, had top-10s in eight of nine events...along with his victory, highlight of season was performance in Ryder Cup Matches...went 3-1-1 and was team's emotional leader...ranked third on TOUR in Total Driving (67) and fifth in Scoring (69.66).

CAREER HIGHLIGHTS: Was among golf's brightest stars in early- and mid-1980s with seven victories in first five years on PGA TOUR...as rookie in 1982, posted three seconds, a third and, in final event of his season - Walt Disney World Golf Classic - his first victory...finished atop money list the following year with \$426,668 and victories in Tournament Players Championship (now THE PLAYERS Championship) and PGA Championship...led wire-to-wire at PGA Championship, defeating Jack Nicklaus by one stroke...trailed John Cook by four strokes entering final round of Tournament Players Championship before closing 69 gave him one-stroke victory...won two tournaments in 1985 and in 1986...winless for eight years after 1986, with low point coming in 1992, when earnings fell to \$39,324...10-year Tournament Players Championship exemption ran out after 1993 season, so he played 1994 under one-time exemption for being in top 50 in career earnings...comeback began that season, when he made \$540,162 and twice finished second...received Hilton Bounceback Award as result...in 1995, returned to winner's circle at B.C. Open...closing 10-under-par 61 was best final round by winner since Johnny Miller at 1975 Dean Martin Tucson Open...four top-10 performances highlighted 1997...finished T3 at Buick Challenge, T4 at MCI Classic and Shell Houston Open...won twice in one season for the first time since 1986 in 1998...also had best money-list finish since 1983, when he was first...earned ninth PGA TOUR victory, first since 1995 B.C. Open, with one-stroke win over Justin Leonard and Jay Haas at Westin Texas Open...victory allowed him to jump from 31st to 15th place on money list...following week, finished T8 at Buick Challenge for eighth top-10 finish of year...defeated Vijay Singh in playoff to capture THE TOUR Championship at East Lake GC...birdie on first extra hole produced \$720,000 payday, largest of career, and jumped him from 17th to fifth place on money list...qualified for his first Presidents Cup Team, but subsequently was forced to withdraw due to his father-in-law's death...1983 PGA of America and Golf Writers Player of the Year...winner 1980 U.S. Amateur...1980 GOLF Magazine College Player of the Year.

PERSONAL: As side-business and hobby, rides and sells cutting horses...family owns an oil company in hometown of Shreveport, LA...begins his first term as member of PGA TOUR Policy Board in 2000...is developing a golf course design business...his first course, Old Oaks, opened in Bossier City, LA in Oct. 1999..

HAL SUTTON...continued

PGA TOUR CAREER SUMMARY

PLAYOFF RECORD: 4-2

Year	Events Played	Cuts Made	1st	2nd	3rd	Top 10	Top 25	Earnings	Rank
1980(Am.)	1	1							
1981(Am.)	2	2							
1981	4								
1982	31	25	1	3	1	8	15	\$237,434	11
1983	30	25	2	1	1	12	16	\$426,668	1
1984	26	23		1	1	11	16	\$227,949	26
1985	26	23	2	1	1	7	16	\$365,340	7
1986	28	23	2	1		9	11	\$429,434	6
1987	25	20		3		6	16	\$477,996	16
1988	27	16				1	8	\$137,296	88
1989	30	20		2		7	12	\$422,703	23
1990	28	18				4	8	\$207,084	75
1991	28	23			1	5	13	\$346,411	47
1992	29	8					1	\$39,234	185
1993	29	13				1	2	\$74,144	161
1994	29	23		2		4	15	\$540,162	29
1995	31	17	1	2		4	8	\$554,733	32
1996	29	17				1	7	\$193,723	109
1997	29	18			1	4	9	\$453,928	54
1998	30	22	2	1		9	16	\$1,838,740	5
1999	25	22	1	1		13	17	\$2,127,578	6
Total	517	359	11	18	6	106	206	\$9,100,555	13

TOP TOURNAMENT SUMMARY

YEAR	81	82	83	84	85	86	87	88	89	90	91	92	93	94	95	96	97	98
Masters Tournament	CUT	T27	CUT	T31	CUT	CUT	CUT	CUT	CUT	CUT	CUT				CUT	CUT		
U.S. Open	CUT	T19	6	T16	T23	T4	T31	64	T29	CUT	CUT				T36		T19	
British Open Championship	T47	CUT	T29	CUT			T11	CUT										
PGA Championship		T29	1	T6	T65	T21	T28	T66	CUT	T49	T7	CUT	T31	T55	CUT	CUT	CUT	T27
THE PLAYERS Championship			1	T41	T22	T7	T24	CUT	T29	CUT	T68	CUT	CUT	T19	CUT	T53	T50	T18
THE TOUR Championship							T5		T22					T24				1

TOP TOURNAMENT SUMMARY (cont.)

YEAR	99
Masters Tournament	CUT
U.S. Open Championship	T7
British Open Championship	T10
PGA Championship	T26
THE PLAYERS Championship	T4
THE TOUR Championship	T9
WGC-Andersen Consulting Match Play	T33
WGC-NEC Invitational	T15
WGC-American Express Championship	19

NATIONAL TEAMS: Walker Cup (2), 1979, 1981; USA vs. Japan, 1983; Ryder Cup (3), 1985, 1987, 1999; Nissan Cup, 1986; The Presidents Cup, 1998 (withdrew)


1999 PGA TOUR STATISTICS

Scoring Average	69.66	(5)
Driving Distance	276.4	(52T)
Driving Accuracy Percentage	74.9	(15)
Total Driving	67	(3)
Greens in Regulation Pct.	69.1	(7)
Putting Average	1.768	(36T)
Sand Save Percentage	48.6	(128)
Eagles (Holes per)	309.6	(114)
Birdies Average	3.87	(8)
All-Around Ranking	365	(9)

MISCELLANEOUS STATISTICS

Scoring Average Before Cut	70.29	(11)
Scoring Average 3rd Round	71.05	(65)
Scoring Average Final Round	70.76	(15T)
Birdies Conversion %	31.1	(24T)
Par Breakers	21.8	(8T)

1999 Low Round: 63: 1999 FedEx St. Jude Classic/1
 Career Low Round: 61: 1995 B.C. Open/4
 Career Largest Paycheck: \$720,000: 1998 THE TOUR Championship/1



ESTEBAN TOLEDO (ES-TUH-BON TOE-LAY-DOE)

EXEMPT STATUS: 107th on 1999 money list
FULL NAME: Esteban L. Toledo
BIRTHDATE: September 10, 1962
RESIDENCE: Costa Mesa, CA
FAMILY: Wife, Colleen; Nicholas (2/14/90); Eden Colleen (3/16/99)
SPECIAL INTERESTS: Family, hunting, fishing, cars
TURNED PROFESSIONAL: 1986
WEIGHT: 160
BIRTHPLACE: Mexicali, Mexico
Q SCHOOL: 1993, 1997

BEST PGA TOUR FINISH: T3--1998 BellSouth Classic

BEST BUY.COM TOUR FINISH: T2--1991 Ben Hogan Reno Open. 1993 White Rose Classic

BEST 1999 PGA TOUR FINISHES: 7--Buick Open; T10--Shell Houston Open.

1999 SEASON: Was able to retain fully-exempt status for second year with 107th-place finish on money list...his \$382,046 was a career-high...rounds of 69-71-73-71 produced Shell Houston Open T10, his first top-10 finish of season and first since T7 at 1998 CVS Charity Classic...earned second top-10 finish at Buick Open, where rounds of 66-72-67-69 led to seventh-place finish...one of top scramblers on PGA TOUR...ranked sixth in that category in 1999, saving par 64.4% of the time he missed a green in regulation...twice had streaks of five consecutive cuts made during year.

CAREER HIGHLIGHTS: A member of the BUY.COM TOUR from 1990-93, then again in 1995 and 1997...achieved lifelong dream at 1993 PGA TOUR Qualifying Tournament, where he earned his 1994 TOUR card by finishing T26...has two second-place finishes on BUY.COM TOUR...first came at 1991 Reno Open, where he lost to John Flannery on fourth playoff hole...second runner-up finish came at 1993 White Rose Classic...has represented Mexico in four World Cups: 1992, 1994, 1995 and 1998...qualified for 1998 PGA TOUR by finishing 24th at 1997 Q-School...enjoyed successful 1998 season with earnings of \$327,244...93rd-place finish on money list meant that, for the first time since 1986, he did not need to attend the PGA TOUR Qualifying Tournament...earned best TOUR finish and biggest payday at BellSouth Classic, where rounds of 66-75-66-67 produced T3 worth \$104,400...stood one off Mark Calcavecchia's first-round lead at TPC at Sugarloaf after his opening 66...closed three strokes behind winner Tiger Woods...overall, had two top-10 finishes and six top-25s...second top-10 of season came at CVS Charity Classic, where final-round 64 produced T7...won 1999 Erie (PA) Classic.

PERSONAL: Learned to play golf while working at a driving range in Mexico...youngest of 11 children...was a professional boxer for four years, but appendicitis ended that career...had 12-1 record...as youngster, fished balls out of pond at Mexicali CC and sold them back to golfers.

PGA TOUR CAREER SUMMARY

PLAYOFF RECORD: 0-0

Year	Events Played	Cuts Made	1st	2nd	3rd	Top 10	Top 25	Earnings	Rank
1986	2								
1989	1								
1992	1								
1994	28	12				3		\$66,049	176
1995	1								
1998	30	18			1	2	6	\$327,244	93
1999	33	20				2	5	\$382,046	107
Total	96	50			1	4	14	\$775,339	275
BUY.COM TOUR									
1990	30	14				1	6	\$11,485	82
1991	28	19		1		4	13	\$34,339	31
1992	28	18			1	4	11	\$32,910	45
1993	28	19		1		2	11	\$48,479	36
1994	1	1					1	\$1,881	190
1995	26	18				1	9	\$32,635	59
1996	4	1					1	\$2,455	186
1997	29	18			1	6	14	\$71,424	29
1998	2	1				1	1	\$18,750	95
Total	176	109		2	2	19	67	\$254,359	
COMBINED TOTAL MONEY:								\$1,029,698	

ESTEBAN TOLEDO...continued

TOP TOURNAMENT SUMMARY

YEAR	99
U.S. Open Championship	T34
THE PLAYERS Championship	T23


1999 PGA TOUR STATISTICS

Scoring Average	70.98	(68)
Driving Distance	261.3	(181)
Driving Accuracy Percentage	74.1	(17)
Total Driving	198	(115)
Greens in Regulation Pct.	63.9	(106T)
Putting Average	1.798	(120T)
Sand Save Percentage	52.7	(69T)
Eagles (Holes per)	963.0	(185)
Birdies Average	3.02	(163T)
All-Around Ranking	909	(138T)

MISCELLANEOUS STATISTICS

Scoring Average Before Cut	71.15	(58T)
Scoring Average 3rd Round	71.09	(71)
Scoring Average Final Round	72.38	(125)
Birdies Conversion %	26.3	(163T)
Par Breakers	16.9	(167T)

1999 Low Round: 65: 2 times, most recent 1999 GTE Byron Nelson Classic/1
 Career Low Round: 64: 1998 CVS Charity Classic/4
 Career Largest Paycheck: \$104,400: 1998 BellSouth Classic/T3



TOMMY TOLLES (TOLLS)

EXEMPT STATUS: 86th on 1999 money list

FULL NAME: Thomas Louis Tolles, Jr.

HEIGHT: 6' 1"

BIRTHDATE: October 21, 1966

RESIDENCE: Flat Rock, NC

FAMILY: Wife, Ilse; Wiekus (3/27/93), Hannah Leigh (5/11/98)

COLLEGE: University of Georgia

SPECIAL INTERESTS: Fishing, boating

TURNED PROFESSIONAL: 1988

WEIGHT: 195

BIRTHPLACE: Ft. Myers, FL

Q SCHOOL: 1994

BEST CAREER FINISH: T2--1996 PLAYERS Championship; 1999 Sony Open in Hawaii

BUY.COM TOUR VICTORIES (2): 1993 Ozarks Open. 1994 Alabama Classic

BEST 1999 FINISHES: T2--Sony Open in Hawaii; T7--Honda Classic; T8--AT&T Pebble Beach National Pro-Am; T10--Kemper Open.

1999 SEASON: His 1999 season could be easily divided into two distinct halves...through May, had posted four top-10 finishes and more than \$400,000 in earnings...from June on, made only three cuts in final 14 events...opened season with rounds of 63-72-67 at Sony Open in Hawaii good for first- and third-round leads...closing 71 produced T2, two strokes behind Jeff Sluman...earned second top-10 at AT&T Pebble Beach National Pro-Am, where rounds of 71-70-70 produced T8...made his first-ever double eagle during first round of Touchstone Energy Tucson Open where he holed a 3-iron from 219 yards on the second hole...rounds of 70-66-69 had him playing in final group at Honda Classic...final-round 77 led to T7...earned fourth top-10 finish of season, a T10 at Kemper Open.

CAREER HIGHLIGHTS: After two years as one of top players on PGA TOUR, has struggled to return to that level the last two...in 1996, played in final group on Sunday three weeks in a row in the spring...finished third at FreeportMcDermott Classic after trailing by one stroke through 54 holes...led after 36 and 54 holes at THE PLAYERS Championship, but finished tied for second...next final-group appearance came at BellSouth Classic, where entered final round two strokes back of David Duval before finishing T5...earned \$439,000 in those three events...finished T5 at Shell Houston Open and T6 at MasterCard Colonial...entered final round of PGA Championship tied for 15th, six strokes behind leader Russ Cochran, but moved to T3 after Sunday 67...made 20 consecutive cuts from Doral-Ryder Open through Las Vegas Invitational...1997 also quite a productive year...third full TOUR season featured nine top-10 finishes, along with second consecutive appearance in THE TOUR Championship...had two top-five finishes in major championships and made cut in 22 of 25 events...rounds of 72-72-72-67-283 produced third-place finish in first Masters Tournament...Masters finish his third consecutive top-10...at U.S. Open, rounds of 74-67-69-72-282 produced T5...finished T13 at PGA Championship...in 1998 struggled from late March through the end of August, missing the cut in 12 of 16 starts, including streaks of five and six in a row...ended first missed-cuts string with 19th

TOMMY TOLLES...continued

career top-10 finish, T3 at Kemper Open...finished T15 in his final event of year at National Car Rental Golf Classic at Walt Disney World ResortDisney...finish, worth \$33,000, assured his playing privileges for 1999...in first full year in 1995, earned more than \$160,000...best finishes were T3 at Bob Hope Chrysler Classic and T7 at BellSouth Classic...had three eagles in second round of Bell Canadian Open...earned TOUR membership with 24th-place finish at 1994 Qualifying Tournament, finally getting card on seventh try...two-time winner in four-year BUY.COM TOURcareer - 1993 Ozarks Open and 1994 Alabama Classic...led BUY.COM TOUR in birdies in 1994 with 368...played on South African Tour in 1989-90...played first professional tournament in Durban, South Africa in 1989, flying on ticket that had been purchased by Nolan Henke, a friend from junior golf...Henke had planned to play South African Tour, but made it through Q-School instead.

PERSONAL: Enjoys small-town life in Flat Rock, NC, where he explains: "You can count the number of stoplights on one fist."...Flat Rock was home of poet Carl Sandburg...met wife Ilse while playing South African Tour...son's name is pronounced VICK-us.

PGA TOUR CAREER SUMMARY						PLAYOFF RECORD: 0-0				
Year	Events Played	Cuts Made	1st	2nd	3rd	Top 10	Top 25	Earnings	Rank	
1988	1									
1991	2									
1995	27	13			1	2	5	\$166,431	116	
1996	25	21		1	2	6	10	\$871,589	16	
1997	25	22			1	9	12	\$825,793	27	
1998	29	13			1	2	6	\$255,053	115	
1999	27	12		1		4	4	\$456,316	86	
Total	136	81		2	5	23	37	\$2,575,182	116	
BUY.COM TOUR										
1991	24	13				3	10	\$20,480	61	
1992	24	15		1		3	9	\$43,062	33	
1993	20	12	1	1		3	6	\$61,391	24	
1994	26	18	1		1	7	13	\$98,618	16	
Total	94	58	2	2	1	16	38	\$223,550		
COMBINED TOTAL MONEY:								\$2,798,731		

TOP TOURNAMENT SUMMARY						
YEAR	88	91	96	97	98	99
Masters Tournament				3	CUT	
U.S. Open	CUT	CUT	T40	T5	WD	
British Open Championship			T33	69		
PGA Championship			T3	T13	CUT	CJT
THE PLAYERS Championship			T2	T7	CUT	T46
THE TOUR Championship			25	30		

1999 PGA TOUR STATISTICS			MISCELLANEOUS STATISTICS		
Scoring Average	72.00	(154T)	Scoring Average Before Cut	72.16	(151T)
Driving Distance	276.2	(56T)	Scoring Average 3rd Round	71.15	(80T)
Driving Accuracy Percentage	58.5	(187)	Scoring Average Final Round	72.92	(161T)
Total Driving	243	(160T)	Birdies Conversion %	30.7	(29)
Greens in Regulation Pct.	61.0	(168T)	Par Breakers	19.0	(79T)
Putting Average	1.777	(61T)			
Sand Save Percentage	52.6	(71T)			
Eagles (Holes per)	346.5	(130)			
Birdies Average	3.38	(73T)			
All-Around Ranking	900	(132)			



DAVID TOMS

EXEMPT STATUS: 1999 two-time tournament winner (through 2002)

FULL NAME: David Wayne Toms

HEIGHT: 5' 10"

BIRTHDATE: January 4, 1967

RESIDENCE: Shreveport, LA

FAMILY: Wife, Sonya; Carter Phillip (7/29/97)

COLLEGE: Louisiana State University

SPECIAL INTERESTS: Hunting, fishing

TURNED PROFESSIONAL: 1989

WEIGHT: 160

BIRTHPLACE: Monroe, LA

Q-SCHOOL: 1991

PGA TOUR VICTORIES (3): 1997 Quad City Classic, 1999 Sprint International, Buick Challenge

BUY.COM TOUR VICTORIES (2): 1995 Greater Greenville Classic, Wichita Open

BEST 1999 FINISHES: 1--Sprint International, Buick Challenge; T2--The Reno-Tahoe Open; T3--Doral-Ryder Open; T4--Kemper Open; T7--Touchstone Energy Tucson Open; T10--BellSouth Classic.

1999 SEASON: 1999 was breaththrough season for the seven-year TOUR vet...\$1,959,672 earned was more than he had earned previously in his entire career...finished 10th on the final money list and was one of seven multiple winners on 1999 PGA TOUR...rounds of 68-69-71-71 produced first top-10 of year, T7 at Touchstone Energy Tucson Open, his third top-10 in his last four tournaments in Tucson...closed with pair of 67s for Doral-Ryder Open T3...played first three holes of his final round in 5-under-par, opening eagle-eagle-birdie...third top-10 came at BellSouth Classic where he finished T10...in May finished T4 at Kemper Open, his fourth top-10 of the year and one more than his previous most of three in 1993 and 1998...picked up second career TOUR title at Sprint International...victory also was second wire-to-wire win, same manner in which he won 1997 Quad City Classic...was second wire-to-wire winner of year, following Jesper Parnevik at Greater Greensboro Chrysler Classic...birdied last two holes at Castle Pines GC to defeat David Duval by three points...came close to wins in back-to-back weeks, finishing T2 the following week at Reno-Tahoe Open...played through back pain to earn third TOUR title at Buick Challenge...rounds of 68-66 produced share of 36-hole lead...another 66 provided three-stroke lead through 54 holes...maintained three-stroke cushion over Stuart Appleby with final-round 71...had to quit Wednesday pro-am after one hole due to severe back pain--said of third-round 66: "There were more Advils than birdies."...ranked fifth on TOUR in Eagles, averaging one every 123.6 holes.

CAREER HIGHLIGHTS: Member of PGA TOUR for three years beginning in 1992, but lost card after finishing 164th on money list in 1994...earned return trip by finishing third on 1995 BUY.COM TOUR money list...made splash in first event of 1996, holding 54-hole lead at Nortel Open...closed with 74 to finish T9...captured first TOUR title at 1997 Quad City Classic...shot 67-66 and trailed 36-hole leader Keith Fergus by two strokes...added Saturday 67 to share one-stroke lead with Brad Fabel...final-round 65 earned three-stroke victory over three others...rounds of 69-68-70-71 produced T5 finish at 1997 BellSouth Classic...at time, 1998 was best year to date...played in 26 events, finishing in top 10 three times...rounds of 70-67-68-68 produced Tucson Chrysler Classic T2 with Justin Leonard, four strokes behind David Duval...made an impression in first Masters Tournament appearance...shot final-round 64, one off Augusta National course record and one shy of record for any major championship...hot finish helped Masters rookie to T6 finish...back-nine 29 tied tournament record, as did his six consecutive birdies on holes 12-17...with three consecutive 65s, took 54-hole lead in defense of Quad City Classic title...closing 71 produced fourth-place finish...won 1995 Greenville Classic in playoff over Tom Scherrer...won another playoff over E.J. Pfister at Wichita Open...recorded 10 top-10 finishes in 27 starts on 1995 BUY.COM TOUR...first qualified for TOUR by finishing 24th in 1991 Qualifying Tournament...opened 1992 Kemper Open with course-record-tying 63 first time he set foot on TPC at Avenel...first-team All-American at LSU in 1988-89, when he was named Southeastern Conference Player of the Year.

PERSONAL: Teammates at Louisiana State included Bob Friend, Emlyn Aubrey, Perry Moss and Greg Leshner, each of whom is or was PGA TOUR member.

PGA TOUR CAREER SUMMARY					PLAYOFF RECORD: 0-0				
Year	Events Played	Cuts Made	1st	2nd	3rd	Top 10	Top 25	Earnings	Rank
1989	5	1						\$1,463	278
1990	3								
1992	30	14			1	1	4	\$148,712	101
1993	32	12				3	5	\$120,952	123
1994	32	16					4	\$87,607	164
1996	29	16				2	8	\$205,188	105
1997	27	17	1			2	7	\$460,355	49
1998	26	18		1		3	11	\$635,073	44
1999	32	21	2	1	1	7	17	\$1,959,672	10
Total	216	115	3	2	2	18	56	\$3,619,022	79

DAVID TOMS...continued

BUY.COM TOUR SUMMARY

Year	Events Played	Cuts Made	1st	2nd	3rd	Top 10	Top 25	Earnings	Rank
1990	26	12		1		1	5	\$20,943	49
1991	6	4					3	\$3,372	149
1993	1								
1995	27	17	2	1	2	10	15	\$174,892	3
Total	60	34	2	2	2	11	23	\$199,206	
COMBINED TOTAL MONEY:								\$3,818,229	

TOP TOURNAMENT SUMMARY

YEAR	92	93	94	96	97	98	99
Masters Tournament						T6	CUT
U.S. Open				CUT	W/D		CUT
PGA Championship					CUT	CUT	CUT
THE PLAYERS Championship	CUT	CUT	CUT	CUT	CUT	CUT	T20
THE TOUR Championship							T12
WGC-American Express Championship							T11


1999 PGA TOUR STATISTICS

Scoring Average	70.54	(33T)
Driving Distance	275.4	(62T)
Driving Accuracy Percentage	66.9	(125)
Total Driving	187	(89T)
Greens in Regulation Pct.	66.3	(45T)
Putting Average	1.763	(28T)
Sand Save Percentage	49.0	(121T)
Eagles (Holes per)	123.6	(5)
Birdies Average	3.74	(15)
All-Around Ranking	434	(20)

MISCELLANEOUS PGA TOUR STATISTICS

Scoring Average Before Cut	71.39	(87T)
Scoring Average 3rd Round	69.67	(6)
Scoring Average Final Round	70.76	(15T)
Birdies Conversion %	31.3	(20T)
Par Breakers	21.6	(10T)

1999 Low Round: 63: 1999 Bob Hope Chrysler Classic/4
 Career Low Round: 63: 3 times, most recent 1999 Bob Hope Chrysler Classic/4
 Career Largest Paycheck: \$468,000: 1999 Sprint International/1



KIRK TRIPLETT

EXEMPT STATUS: 47th on 1999 money list

FULL NAME: Kirk Alan Triplett

HEIGHT: 6' 3"

BIRTHDATE: March 29, 1962

RESIDENCE: Scottsdale, AZ

FAMILY: Wife, Cathi; Conor Logan and Samuel Jacob (1/19/96)

COLLEGE: University of Nevada (1985, Civil Engineering)

SPECIAL INTERESTS: Basketball, reading, computers

TURNED PROFESSIONAL: 1985

WEIGHT: 200

BIRTHPLACE: Moses Lake, WA

Q SCHOOL: 1989

BEST CAREER FINISHES: 2--1992 Shell Houston Open, 1996 Deposit Guaranty Golf Classic; T2--1994 AT&T Pebble Beach National Pro-Am, 1995 Buick Invitational of California, 1995 Canon Greater Hartford Open

INTERNATIONAL VICTORIES (1): 1988 Alberta Open (Can)

BEST 1999 FINISHES: T3--Touchstone Energy Tucson Open, John Deere Classic; T6--Greater Greensboro Chrysler Classic; T7--Southern Farm Bureau Classic; T10--Sprint International.

1999 SEASON: Had career-high year in earnings with \$863,399...ranked among top-50 money winners for fourth time in 10-year career...in February, rounds of 69-69-70-69 produced Touchstone Energy Tucson Open T3, his best finish since third at 1997 Greater Greensboro Chrysler Classic...earned second top-10 of season at Greater Greensboro Chrysler Classic, where rounds of 69-68-71-68 led to T6...closed with back-to-back rounds of 64 at John Deere Classic, earning T3 worth \$116,000...fourth top-10 of season came Sprint International, a T10...fifth top-10, and most since seven in 1995, came at Southern Farm Bureau Classic, where rounds of 69-70-69 produced T7...ranked fourth on TOUR in Total Driving (71) and sixth in All-Around (349).

CAREER HIGHLIGHTS: Though without a victory, has been in contention frequently during 10 years on TOUR...had

KIRK TRIPLETT...continued


four top-10 finishes in 1997, including third at Greater Greensboro Chrysler Classic and T4 at Freeport•McDermott Classic...was one stroke behind leader Brad Faxon at English Turn G&CC after 54 holes...finished four strokes in back of Faxon...was one stroke out of 36-hole lead at Greensboro before closing rounds of 69-70 left him one stroke shy of Faxon-Frank Nobilo playoff...third-place finish was worth \$129,200 posted fifth career runner-up finish in 1996, closing with 68, one shy of Willie Wood at Deposit Guaranty Golf Classic...best year was 1995, when he finished second twice, third once and earned \$644,607, qualifying for THE TOUR Championship...first runner-up finish that year came at Buick Invitational of California, four strokes behind Peter Jacobsen...finished two strokes behind Greg Norman, tying for second at Canon Greater Hartford Open...closing 66 earned T3 at B.C. Open...recorded 27 consecutive sub-par rounds that year, best on TOUR...was part of four-way tie for second at 1994 AT&T Pebble Beach National Pro-Am, one stroke behind Johnny Miller...in 1992, posted first second-place finish at Shell Houston Open...first qualified for PGA TOUR at 1989 Qualifying Tournament...played Australian, Asian and Canadian Tours from 1987 to 1989...winner of 1988 Alberta Open, Sierra Nevada Open and Fort McMurray Open...won 1996 Merrill Lynch Pebble Beach Invitational.

PERSONAL: Says of days on foreign tours: "I wouldn't trade the experience for anything. I learned so much, not only about golf, but about myself. I'll be telling stories about Asia until the day I die."...wife Cathi, active in TOUR Wives Association, has served as his caddie on occasion.

PGA TOUR CAREER SUMMARY						PLAYOFF RECORD: 0-0				
Year	Events Played	Cuts Made	1st	2nd	3rd	Top 10	Top 25	Earnings	Rank	
1986	1									
1987	1									
1988	1									
1990	26	13			1	2	5	\$183,464	88	
1991	28	18					6	\$137,302	112	
1992	25	10		1		1	2	\$175,868	85	
1993	27	19			1	2	6	\$189,418	90	
1994	26	19		1		8	15	\$422,171	38	
1995	27	24		2	1	7	17	\$644,607	29	
1996	22	16		1		3	8	\$321,714	65	
1997	26	19			1	4	10	\$541,023	39	
1998	25	18				4	10	\$472,145	59	
1999	26	19			2	5	12	\$863,399	47	
Total	261	175		5	6	36	91	\$3,951,112	73	

TOP TOURNAMENT SUMMARY												
YEAR	86	87	90	91	92	93	94	95	96	97	98	99
Masters Tournament									CUT			
U.S. Open	CUT	CUT	T33	CUT	66	T52	T23		T40		CUT	CUT
British Open Championship								CUT				
PGA Championship			CUT		CUT		T15	T13	CUT	T13	CUT	T49
THE PLAYERS Championship			T36	T68	CUT	T39	T45	67	T19	T10	T35	T38
THE TOUR Championship								T20				

1999 PGA TOUR STATISTICS			MISCELLANEOUS STATISTICS		
Scoring Average	70.50	(30)	Scoring Average Before Cut	70.67	(28T)
Driving Distance	276.4	(52T)	Scoring Average 3rd Round	70.28	(19)
Driving Accuracy Percentage	73.8	(19T)	Scoring Average Final Round	71.67	(73)
Total Driving	71	(4T)	Birdies Conversion %	29.2	(76T)
Greens in Regulation Pct.	67.6	(22)	Par Breakers	20.2	(36T)
Putting Average	1.780	(72T)			
Sand Save Percentage	52.6	(71T)	1999 Low Round:	64:	3 times, most recent 1999 John Deere Classic/4
Eagles (Holes per)	193.5	(45)	Career Low Round:	63:	2 times, most recent 1996 Buick Invitational/1
Birdies Average	3.55	(38T)	Career Largest Paycheck:	\$159,500:	1999 Touchstone Energy Tucson Open/T3
All-Around Ranking	349	(6)			



TED TRYBA (TREE-buh)

EXEMPT STATUS: 1999 tournament winner (through 2001)

FULL NAME: Ted Nickolas Tryba

HEIGHT: 6' 4"

WEIGHT: 205

BIRTHDATE: January 15, 1967

BIRTHPLACE: Wilkes-Barre, PA

RESIDENCE: Orlando, FL

FAMILY: Single

COLLEGE: Ohio State University (1989, Marketing)

SPECIAL INTERESTS: Basketball

TURNED PROFESSIONAL: 1989

Q SCHOOL: 1989

TOUR VICTORIES (2): 1995 Anheuser-Busch Golf Classic. 1999 FedEx St. Jude Classic

BUY.COM TOUR VICTORIES (3): 1990 Gateway Open. 1991 Utah Classic. 1992 Shreveport Open

BEST 1999 FINISHES: 1--FedEx St. Jude Classic; 2--Westin Texas Open; T2--Nissan Open, Buick Open; T3--Canon Greater Hartford Open.

1999 SEASON: Spectacular year for eight-year PGA TOUR veteran...posted career highs for earnings, money list position and top-10 finishes...earned \$1,533,636 to more than triple his previous most lucrative year, \$451,983 in 1995...finished 20th on money list and recorded five top-10s...first top-10 of season, and first of three runner-up placings came at Nissan Open...set Riviera CC course record with 10-under-par 61 in third round...separated ribs from his sternum the Monday before THE PLAYERS Championship when he was trying to lift cinder blocks from water beneath dock at his Orlando home...earned second TOUR victory at Fed Ex St. Jude Classic...final-round 66 featured pair of eagles, including one on No. 16 that produced two-stroke victory over Tom Lehman and Tim Herron...second-round 64 lifted him into contention, while third-round 67 produced four-way tie for lead at 54 holes...\$450,000 payday lifted him to 19th place on money list...after opening with 2-over-par 72, came back with rounds of 64-62-68 to tie for third at Canon Greater Hartford Open...third-round 62 tied TPC at River Highlands course record...the next week, rounds of 66-70-69-66 led to Buick Open T2...his final nine featured his second 29 of tournament and seven consecutive birdies (11-17)...shot 29 on back nine of his first round...earned third runner-up finish of year at Westin Texas Open, where he lost on first playoff hole to Duffy Waldorf's 45-foot birdie putt...played in 32 events, the seventh consecutive year he had played at least that many.

CAREER HIGHLIGHTS: Broke through with first PGA TOUR victory at 1995 Anheuser-Busch Golf Classic...trailed by one stroke through 54 holes, but final-round 68 earned one-stroke victory over Scott Simpson...held four-stroke lead following birdie on 11th hole, but Simpson birdied three of final six holes to pull to within one...win was worth \$198,000...nearly won again at rain-shortened Walt Disney World/Oldsobile Classic, tying for second with Hal Sutton, one stroke behind Brad Bryant...finished year with \$451,983, 39th on money list...1997 season was highlighted by two top-10 finishes, including a T3 at Walt Disney World/Oldsobile Classic...posted rounds of 67-68-68-69 at Disney to finish one stroke out of David Duval-Dan Forsman playoff...best 1998 finish was T4 at B.C. Open...earned more than \$100,000 in first four events of 1994, with top-10 finishes at United Airlines Hawaiian Open (T6) and AT&T Pebble Beach National Pro-Am (T7)...played Ben Hogan Tour (now BUY.COM TOUR) from 1990-92 and won a tournament each year - 1990 Gateway Open, 1991 Utah Open, 1992 Shreveport Open...placed fourth on Hogan Tour money list in 1992 to earn spot on PGA TOUR in 1993...Pennsylvania high school champion.

PERSONAL: Knew he wanted to be a professional golfer at age seven...legally blind in left eye, which was punctured by stick at age four.

PGA TOUR CAREER SUMMARY					PLAYOFF RECORD: 0-1				
Year	Events Played	Cuts Made	1st	2nd	3rd	Top 10	Top 25	Earnings	Rank
1987(Am.)	1								
1989	1								
1990	18	6						\$10,708	226
1993	33	16			1	2	2	\$136,670	116
1994	34	22				2	10	\$246,481	74
1995	35	17	1	1		3	5	\$451,983	39
1996	36	16			1	1	2	\$162,944	131
1997	34	18			1	2	6	\$303,399	80
1998	32	21				2	8	\$421,786	67
1999	32	22	1	3	1	5	9	\$1,533,636	20
Total	258	138	2	4	4	17	42	\$3,267,606	93
BUY.COM TOUR									
1990	7	6	1			1	2	\$23,735	42
1991	27	12	1	1		5	11	\$46,491	16
1992	28	21	1	2	2	9	15	\$105,952	4
1993	1	1					1	\$1,894	185
Total	63	40	3	3	2	15	29	\$178,072	
COMBINED TOTAL MONEY:								\$3,445,678	

TED TRYBA...continued

TOP TOURNAMENT SUMMARY

YEAR	94	95	96	97	98	99
Masters Tournament			CUT			
U.S. Open		T51	CUT	CUT		T66
British Open						CUT
PGA Championship	CUT	CUT	CUT		T56	T31
THE PLAYERS Championship	T35	CUT	CUT	CUT	T61	CUT
THE TOUR Championship						T21
WGC-American Express Championship						T48

1999 PGA TOUR STATISTICS

Scoring Average	71.02	(71T)
Driving Distance	278.5	(37)
Driving Accuracy Percentage	66.3	(136T)
Total Driving	173	(70)
Greens in Regulation Pct.	65.6	(60T)
Putting Average	1.764	(31T)
Sand Save Percentage	50.0	(109T)
Eagles (Holes per)	138.9	(8)
Birdies Average	3.51	(46T)
All-Around Ranking	498	(32)

MISCELLANEOUS STATISTICS

Scoring Average Before Cut	71.22	(68T)
Scoring Average 3rd Round	70.48	(28T)
Scoring Average Final Round	72.27	(113T)
Birdies Conversion %	29.7	(53T)
Par Breakers	20.2	(36T)

1999 Low Round: 61: 1999 Nissan Open/3
 Career Low Round: 61: 1999 Nissan Open/3
 Career Largest Paycheck: \$450,000: 1999 FedEx St. Jude Classic/1



BOB TWAY

EXEMPT STATUS: 43rd on 1999 money list

FULL NAME: Robert Raymond Tway

HEIGHT: 6' 4"

WEIGHT: 195

BIRTHDATE: May 4, 1959

BIRTHPLACE: Oklahoma City, OK

RESIDENCE: Edmond, OK; plays out of Oak Tree Golf Club

FAMILY: Wife, Tammie; Kevin (7/23/88), Carly Paige (11/8/93)

COLLEGE: Oklahoma State University

SPECIAL INTERESTS: Snow skiing, fishing, all sports

TURNED PROFESSIONAL: 1981 **Q SCHOOL:** 1984

TOUR VICTORIES (7): 1986 Shearson Lehman Bros.-Andy Williams Open, Manufacturers Hanover Westchester Classic, Georgia Pacific Atlanta Classic, PGA Championship. 1989 Memorial Tournament. 1990 Las Vegas Invitational. 1995 MCI Classic

BEST 1999 FINISHES: T2--Buick Open; T3--National Car Rental Golf Classic/Disney; T7--The Reno-Tahoe Open; T8--MCI Classic; T10--Buick Classic.

1999 SEASON: Finished in top-50 of PGA TOUR money list for fifth consecutive season...finished year strong with four top-10s in final 13 events...defeated Tom Watson 6&4 in first round of World Golf Championships-Andersen Consulting Match Play Championship before being defeated 1-up by Tiger Woods in second round...earned first top-10 of season at Harbour Town GL, where rounds of 69-78-68-67 produced T8 at MCI Classic, tournament he won in 1995...final-round 64, the low round of day, led to Buick Classic T10...closing 65, after earlier rounds of 67-69-70, produced Buick Open T2 worth \$179,200...fourth top-10 came at Reno-Tahoe Open, where rounds of 69-69-70-73 led to T7...in last attempt to earn place in field at THE TOUR Championship, had to win National Car Rental Golf Classic at Walt Disney World Resort...shared 36-hole lead at Disney after opening 67-65...shared 54-hole lead with eventual winner Tiger Woods after third-round 66...finished T3 after closing 66.

CAREER HIGHLIGHTS: Joined PGA TOUR in 1985 and, one year later, collected four titles, including PGA Championship, while finishing second on money list...holed out from bunker at Inverness to win PGA Championship by two strokes over Greg Norman...also won Shearson Lehman Brothers-Andy Williams Open, Manufacturers Hanover Westchester Classic and Georgia Pacific Atlanta Classic...named 1986 PGA of America Player of the Year...defeated Fuzzy Zoeller by two strokes at 1989 Memorial Tournament...parred first playoff hole to defeat John Cook at 1990 Las Vegas Invitational...went without a victory from 1991-94, falling as low as 179th on money list in 1992...that year, earned \$47,632...returned to winner's circle at 1995 MCI Classic, defeating Nolan Henke and David Frost in playoff...had eight top-10 finishes that year...shared lead at 1995 U.S. Open with nine holes to play, but fell to T10...voted by peers as 1995 PGA TOUR Comeback Player of the Year...had five top-10 finishes in 1997, including

BOB TWAY...continued

T5 at U.S. Open... surpassed \$1 million in season earnings for the first time in 1998...played in 18 events, finishing in top 10 nine times... was in second place after second and third rounds of U.S. Open...final-round 73 at The Olympic Club produced third-place finish, his best ever in U.S. Open...finished second at unofficial Subaru Sarazen World Open...three-time All-American at Oklahoma State and member of two national championship teams (1978, 1980)...winner of 1981 Fred Haskins Award as outstanding collegiate playerwinner of 1985 and 1987 Oklahoma State Opens...runner-up at 1996 Mexican Open.

PERSONAL: Described MCI Classic victory as "better than any other win I've had, because I was down so low"...introduced to golf at age five, following his father and grandfather around course...played his first tournament at seven.

PGA TOUR CAREER SUMMARY

PLAYOFF RECORD: 3-3

Year	Events Played	Cuts Made	1st	2nd	3rd	Top 10	Top 25	Earnings	Rank
1981(Am.)	1	1							
1981	2	1						\$582	295
1982	9	7					1	\$9,039	177
1983	8	6					2	\$12,089	174
1984	2	1						\$1,719	237
1985	25	14		1	2	4	9	\$164,023	45
1986	33	28	4			13	21	\$652,780	2
1987	27	19			1	7	12	\$212,362	47
1988	30	25		2	1	4	13	\$381,966	29
1989	28	19	1	2		4	9	\$488,340	17
1990	29	20	1			5	8	\$495,862	23
1991	24	15		1		5	7	\$322,931	52
1992	21	12						\$47,632	179
1993	25	11				2	4	\$148,120	109
1994	29	13					4	\$114,176	146
1995	27	22	1			8	15	\$787,348	20
1996	25	17		1	1	5	11	\$529,456	35
1997	26	21				5	14	\$507,523	43
1998	28	24			1	9	18	\$1,073,447	24
1999	29	20		1	1	5	11	\$899,484	43
Total	428	296	7	8	7	76	159	\$6,848,880	32

TOP TOURNAMENT SUMMARY

YEAR	86	87	88	89	90	91	92	93	94	95	96	97	98	99
Masters Tournament	T8	CUT	T33	CUT	T36	CUT					T12	CUT	CUT	T52
U.S. Open	T8	T68	T25	CUT	T33	T26		CUT	CUT	T10	T67	T5	3	T62
British Open Championship	T46	T35	T20	T61	CUT	T5	CUT			CUT	CUT	CUT	CUT	CUT
PGA Championship	1	T47	T48	CUT	T45	T66	T56	CUT	CUT	CUT	CUT	T13	T13	T57
THE PLAYERS Championship	T10	CUT	CUT	T29	CUT	T41	T70	CUT	CUT	T68	CUT	CUT	T18	CUT
THE TOUR Championship			T8	T22	T14					15				
WGC-Andersen Consulting Match Play														T17
WGC-American Express Championship														T37

NATIONAL TEAMS: World Amateur Team, 1980; Nissan Cup, 1986; Asahi Glass Four Tours, 1991

1999 PGA TOUR STATISTICS

Scoring Average	70.82	(49)
Driving Distance	274.4	(77T)
Driving Accuracy Percentage	69.7	(76T)
Total Driving	153	(38T)
Greens in Regulation Pct.	67.2	(26T)
Putting Average	1.789	(103T)
Sand Save Percentage	51.9	(82T)
Eagles (Holes per)	270.0	(87T)
Birdies Average	3.43	(59T)
All-Around Ranking	559	(47)

MISCELLANEOUS STATISTICS

Scoring Average Before Cut	71.12	(57)
Scoring Average 3rd Round	70.72	(45)
Scoring Average Final Round	70.94	(23)
Birdies Conversion %	28.4	(103T)
Par Breakers	19.4	(59T)

1999 Low Round: 64: 2 times, most recent 1999 Buick Classic/4
Career Low Round: 61: 1989 Walt Disney World/Oldsmobile Classic/1
Career Largest Paycheck: \$234,000: 2 times, most recent 1995 MCI Classic/1



OMAR URESTI (YOU-res-lee)

EXEMPT STATUS: 99th on 1999 money list
FULL NAME: Omar David Uresti
HEIGHT: 5' 6" **WEIGHT:** 175
BIRTHDATE: August 3, 1968 **BIRTHPLACE:** Austin, TX
RESIDENCE: Austin, TX
FAMILY: Single
COLLEGE: University of Texas
SPECIAL INTERESTS: Billiards, ping pong, going to movies, Stephen King novels
TURNED PROFESSIONAL: 1991 **Q SCHOOL:** 1994, 1995

BEST CAREER FINISH: T3--1997 Bay Hill Invitational.

BUY.COM TOUR VICTORIES (1): 1994 Shreveport Open

INTERNATIONAL VICTORIES (1): 1994 Hollard Insurance Royal Swazi Sun Classic (SAf)

BEST 1999 FINISHES: T4--Buick Invitational; T10--FedEx St. Jude Classic.

1999 SEASON: Finished in top-100 of PGA TOUR money list for first time in career...earned \$405,201 to rank 99th...it was the fifth consecutive year that he improved his earnings and money list position...played 31 tournaments, the fifth consecutive year he played at least 31 events...earned sixth career PGA TOUR top-10 with T4 at Buick Invitational with rounds of 71-66-69-67...shared second-round lead at COMPAQ Classic of New Orleans after rounds of 66-65...third-round 71 left him one shy of 54-hole lead...closing 76 left him at T28...second top-10 of season came at FedEx St. Jude Classic, where he finished T10 after rounds of 65-67-68-71.

CAREER HIGHLIGHTS: First earned TOUR card by finishing 14th at 1994 PGA TOUR Qualifying Tournament...kept full playing privileges for third consecutive season in 1998 by finishing 107th on money list...best finish came at Greater Vancouver Open, where rounds of 71-68-68-66 led to T5...matched Guy Boros for most tournaments played with 35...enjoyed best finish of career at 1997 Bay Hill Invitational, where rounds of 69-67-69-71 placed him T3...had one other top-10 finish in 1997, T6 at Nissan Open...top 1996 finishes were T7 at Nortel Open and T10 at Nissan Open...played in 31 tournaments in 1995, making cut in 16...best 1995 finish came at Shell Houston Open, where shot 73-68-68-73-282 to tie for 12th...earned \$104,876 to finish 156th on money list...went back to Qualifying Tournament in 1995 and tied for second...won 1994 Shreveport Open, during which he posted nine consecutive birdies, a BUY.COM TOUR record that also bettered by one the all-time PGA TOUR mark...finished 30th on 1994 BUY.COM TOUR money list...1985 Texas Junior champion.

PERSONAL: Brother Rusty caddies for him...counts among biggest thrills in golf a hole-in-one at age eight...named after actor Omar Sharif...nickname is "O-Man."

PGA TOUR CAREER SUMMARY					PLAYOFF RECORD: 0-0				
Year	Events Played	Cuts Made	1st	2nd	3rd	Top 10	Top 25	Earnings	Rank
1991	1								
1995	31	16					4	\$104,876	156
1996	32	15				2	7	\$171,797	122
1997	32	18			1	2	3	\$203,516	113
1998	35	19				1	6	\$281,347	107
1999	31	20				2	8	\$405,201	99
Total	162	88			1	7	28	\$1,166,738	224
BUY.COM TOUR									
1993	19	13			1	2	5	\$27,820	62
1994	26	16	1			1	7	\$53,987	30
1995	2	1					1	\$1,750	209
Total	47	30	1		1	3	13	\$83,557	
COMBINED TOTAL MONEY:								\$1,250,295	

TOP TOURNAMENT SUMMARY					
YEAR	95	96	97	98	99
U.S. Open	T45	T101	CUT	CUT	
THE PLAYERS Championship		CUT	T48	T18	CUT

OMAR URESTI...continued

1999 PGA TOUR STATISTICS

Scoring Average	71.48	(111)
Driving Distance	264.9	(168)
Driving Accuracy Percentage	72.5	(35T)
Total Driving	203	(123T)
Greens in Regulation Pct.	64.3	(96T)
Putting Average	1.781	(78T)
Sand Save Percentage	47.5	(141T)
Eagles (Holes per)	309.0	(112T)
Birdies Average	3.41	(64T)
All-Around Ranking	805	(109)

MISCELLANEOUS STATISTICS

Scoring Average Before Cut	71.33	(78T)
Scoring Average 3rd Round	71.86	(133T)
Scoring Average Final Round	72.55	(138)
Birdies Conversion %	29.4	(63T)
Par Breakers	19.3	(69T)

1999 Low Round: 65: 2 times; most recent 1999 FedEx St. Jude Classic/1
 Career Low Round: 64: 1998 Canon Greater Hartford Open/2
 Career Largest Paycheck: \$111,600: 1999 Buick Invitational/T4



JEAN VAN DE VELDE

EXEMPT STATUS: 119th on 1999 money list

FULL NAME: Jean Van de Velde

HEIGHT: 5'11"

WEIGHT: 167

BIRTHDATE: May 29, 1966

BIRTHPLACE: Mont de Marsan, France

RESIDENCE: Geneva, Switzerland

FAMILY: Wife, Brigitte; Alexandra (1992); Anne Sophie (1997)

SPECIAL INTERESTS: Skiing, tennis

TURNED PROFESSIONAL: 1987

JOINED TOUR: 1999

BEST CAREER FINISH: T2--1999 British Open

BEST 1999 PGA TOUR FINISHES: T2--British Open

BEST 1999 INTERNATIONAL FINISH: T5--Qatar Masters (Eur); T7--Benson & Hedges International Open (Eur); T10--Volvo Masters (Eur).

1999 SEASON: Will long be remembered not only for what happened to him on 72nd hole at the British Open, but for how well he handled it...led by three strokes on 72nd tee, only to make triple-bogey to allow Paul Lawrie and Justin Leonard to tie him...Lawrie won four-hole playoff...led by one stroke after 36 holes at Carnoustie and by five after 54...joined PGA TOUR as Special Temporary Member on August 23...made cut in all four PGA TOUR events in which he played...on European Tour, in addition to his British Open runner-up finish, had three more top-10s...finished T5 in February at Qatar Masters...rounds of 71-70-68-70 led to T7 at Benson & Hedges International Open...finished European season with T10 in Volvo Masters...finished 13th on European Order of Merit, his highest finish ever...competed on four tours in 1999...became first Frenchman to ever compete in Ryder Cup Matches.

CAREER HIGHLIGHTS: Member of the European Tour since 1989...earned lone victory in 1993 when he defeated Greg Turner in playoff at Roma Masters...best year prior to 1999 was 1996, when he finished 18th on the Order of Merit...won 1988 UAP Under-25s Championship and 1998 Championnat de France Pro...excelled as an amateur with victories in 1985-86 French Youth Championships and 1986 French Amateur Championship...has represented France on 10 World Cup of Golf and seven Alfred Dunhill Cup teams.

PERSONAL: Took up game as a six-year-old on family holidays in Biarritz...is affiliated with Disneyland Paris.

PGA TOUR CAREER SUMMARY

PLAYOFF RECORD: 0-1

Year	Events Played	Cuts Made	1st	2nd	3rd	Top 10	Top 25	Earnings	Rank
1989	1								
1991	1								
1997	1								
1999	4	4		1		1	1	\$344,526	119
Total	7	4		1		1	1	\$344,526	361

1999 INTERNATIONAL SUMMARY

Australasian Tour									
1999	2	1						\$4,223	
European Tour									
1999	22	19				3	9	\$281,799	
Japan Golf Tour									
1999	2	2						\$12,977	

JEAN VAN DE VELDE...continued

TOP TOURNAMENT SUMMARY

YEAR	97	99
British Open Championship	CUT	T2
PGA Championship		T26
WGC-NEC Invitational		T36
WGC-American Express Championship		T30

1999 PGA TOUR STATISTICS

Scoring Average	70.06	(N/A)
Driving Distance	268.2	(N/A)
Driving Accuracy Percentage	64.9	(N/A)
Total Driving		(N/A)
Greens in Regulation Pct.	59.7	(N/A)
Putting Average	1.822	(N/A)
Sand Save Percentage	57.9	(N/A)
Birdies Average	2.33	(N/A)

MISCELLANEOUS STATISTICS

Scoring Average Before Cut	72.25	(N/A)
Scoring Average 3rd Round	70.75	(N/A)
Scoring Average Final Round	74.50	(N/A)
Birdies Conversion %	21.7	(N/A)
Par Breakers	13.0	(N/A)

1999 Low Round: 68: 2 times, most recent 1999 WGC-NEC Invitational/3
 Career Low Round: 68: 2 times, most recent 1999 WGC-NEC Invitational/3
 Career Largest Paycheck: \$289,025: 1999 British Open Championship/T2



SCOTT VERPLANK

EXEMPT STATUS: 82nd on 1999 money list

FULL NAME: Scott Rachal Verplank

HEIGHT: 5' 9"

BIRTHDATE: July 9, 1964

RESIDENCE: Edmond, OK

FAMILY: Wife, Kim; Scottie (7/14/92), Hannah (1/26/95), Emma (8/15/97)

COLLEGE: Oklahoma State (1986, Business)

SPECIAL INTERESTS: Playing with his kids, sports, Oklahoma State football

TURNED PROFESSIONAL: 1986

WEIGHT: 165

BIRTHPLACE: Dallas, TX

Q SCHOOL: 1987, 1997

PGA TOUR VICTORIES (2): 1985 Western Open. 1988 Buick Open.

INTERNATIONAL VICTORIES (1): 1998 World Cup of Golf (Indiv.)

BEST 1999 FINISHES: T8--John Deere Classic

1999 SEASON: Though he fell off somewhat from career year of 1998, was still able to record his second most lucrative season to date...earned more than \$474,000 to rank 82nd on money list...in 26 tournaments, he made cut in 19...shared 54-hole lead in MasterCard Colonial after rounds of 72-65-66...closing 73 left him in 10-way tie for T11...earned lone top-10 of year at John Deere Classic, where rounds of 66-67-66-67 produced T8.

CAREER HIGHLIGHTS: Became first amateur in 31 years to win a PGA TOUR event when he defeated Jim Thorpe in a playoff at the 1985 Western Open...earned second TOUR title in 1988 at the Buick Open, where a final-round 66 produced two-stroke victory over Doug Tewell...missed most of 1991 and 1992 seasons due to elbow surgery...required surgery on elbow again in 1996 and received special medical extension for 1997...medaled at Q-School following 1997 season...chosen by his peers as 1998 PGA TOUR Comeback Player of the Year...built on medalist finish at 1997 PGA TOUR Qualifying Tournament throughout 1998 season...finished in top 10 10 times, including two runner-up finishes and one third-place...lost playoff to Trevor Dodds at Greater Greensboro Chrysler Classic...after rounds of 67-71-66, shared lead at 12-under-par 204...closed with 72 while Dodds shot 69, setting up playoff...finished fifth at THE TOUR Championship...THE TOUR Championship start his first since 1988, longest span between appearances in event history (Tom Watson previous longest, 1987 to 1996)...earnings of \$1,223,436 placed him 18th on money list, highest finish by Q-School grad since John Daly was 17th in 1991...with Daly, represented United States in World Cup of Golf and won individual title with 9-under-par 279, one stroke better than Nick Faldo and Costantino Rocca...in 1994, played first part of season under special medical extension, but was able to retain card by finishing 97th on money list...1984 U.S. Amateur and 1986 NCAA Champion...four-time All-American at Oklahoma State.

SCOTT VERPLANK...continued


PERSONAL: Two of his cousins are baseball pitching prospects...Joe Verplanke is in the Arizona Diamondbacks minor league system, while Joe's brother Jeff was chosen by the Seattle Mariners in Round 2 of the 1998 Major League Baseball Draft but elected to remain in college.

PGA TOUR CAREER SUMMARY						PLAYOFF RECORD: 1-1			
Year	Events Played	Cuts Made	1st	2nd	3rd	Top 10	Top 25	Earnings	Rank
1983(Am.)	1								
1984(Am.)	1	1							
1985(Am.)	5	2	1			1	1		
1986(Am.)	5	3				1	2		
1986	13	5				1	2	\$19,757	177
1987	31	12						\$34,136	173
1988	28	19	1	1		3	9	\$366,045	31
1989	28	15				1	3	\$82,345	141
1990	27	18		1	1	4	7	\$303,589	47
1991	26	1						\$3,195	266
1992	13	1						\$1,760	309
1994	19	14				1	8	\$183,015	97
1995	25	20				4	10	\$332,886	55
1996	12	10						\$88,801	171
1997	21	10				1	4	\$113,254	159
1998	27	22		2	1	10	14	\$1,223,436	18
1999	26	19				1	8	\$474,260	82
Total	308	172	2	4	2	28	74	\$3,226,479	96
BUY.COM TOUR									
1992	1								
1994	1	1						\$220	309
Total	2	1						\$220	
COMBINED TOTAL MONEY:								\$3,226,699	

TOP TOURNAMENT SUMMARY													
YEAR	85	86	87	88	89	90	91	94	95	96	98	99	
Masters Tournament	CUT	CUT	CUT		CUT							CUT	
U.S. Open	T34	T15	CUT			T61		T18	T21		T49	T17	
British Open												T15	
PGA Championship				CUT	CUT	T31			CUT		T54	T34	
THE PLAYERS Championship		CUT			CUT		CUT		CUT	W/D	T11	T32	
THE TOUR Championship				T8							T5		
WGC-Andersen Consulting Match Play												T17	

1999 PGA TOUR STATISTICS		
Scoring Average	70.86	(55)
Driving Distance	270.8	(104T)
Driving Accuracy Percentage	70.9	(58)
Total Driving	162	(47T)
Greens in Regulation Pct.	65.7	(58T)
Putting Average	1.791	(107T)
Sand Save Percentage	53.0	(66T)
Eagles (Holes per)	170.0	(29)
Birdies Average	3.27	(104T)
All-Around Ranking	581	(50)

MISCELLANEOUS STATISTICS		
Scoring Average Before Cut	71.22	(68T)
Scoring Average 3rd Round	70.58	(36T)
Scoring Average Final Round	72.74	(153)
Birdies Conversion %	27.7	(128T)
Par Breakers	18.8	(96T)
1999 Low Round:	65: 2 times, most recent 1999 Las Vegas Invitational/1	
Career Low Round:	62: 1990 Greater Milwaukee Open/2	
Career Largest Paycheck:	\$237,600: 1998 Greater Greensboro Chrysler Classic/2	



LANNY WADKINS

EXEMPT STATUS: Life Member
FULL NAME: Jerry Lanston Wadkins
HEIGHT: 5' 9"
BIRTHDATE: December 5, 1949
RESIDENCE: Dallas, TX
FAMILY: Wife, Penelope; Jessica (10/14/73), Travis (8/25/87), Tucker (8/19/92)
COLLEGE: Wake Forest University
SPECIAL INTERESTS: Fishing, hunting, snow skiing, scuba-diving
TURNED PROFESSIONAL: 1971
WEIGHT: 170
BIRTHPLACE: Richmond, VA
Q SCHOOL: Fall 1971

TOUR VICTORIES (21): 1972 Sahara Invitational. 1973 Byron Nelson Classic, USI Classic. 1977 PGA Championship, World Series of Golf. 1979 Glen Campbell Los Angeles Open, Tournament Players Championship. 1982 Phoenix Open, MONY-Tournament of Champions, Buick Open. 1983 Greater Greensboro Open, MONY-Tournament of Champions. 1985 Bob Hope Classic, Los Angeles Open, Walt Disney World/Oldsmobile Classic. 1987 Doral-Ryder Open. 1988 Hawaiian Open, Colonial National Invitation. 1990 Anheuser-Busch Golf Classic. 1991 United Hawaiian Open. 1992 Canon Greater Hartford Open

INTERNATIONAL VICTORIES (4): 1978 Victorian PGA Championship (Aus), Canadian PGA Championship (Can). 1979 Bridgestone Open (Jpn). 1984 World Nissan Championship (Jpn)

BEST 1999 FINISH: T17--Michelob Championship at Kingsmill

1999 SEASON: Is exempt member of both PGA TOUR and SENIOR PGA TOUR in 2000...in last full season on PGA TOUR, played in 20 tournaments...after making only two cuts in first 13 tournaments, came back to finish season with five made in last seven tournaments...best finish of season was T17 at Michelob Championship at Kingsmill...that was his best finish since T11 at 1997 Buick Open...final-round 64 was his lowest since 1993.

CAREER HIGHLIGHTS: Winner of 21 tournaments in 29-year PGA TOUR career...first victory came at 1972 Sahara Invitational in his first full year on TOUR...has won twice in same season five times (1973-77-79-83-88) and three times in a season twice (1982-85)...won 1977 PGA Championship in playoff with Gene Littler...three weeks later, defeated Hale Irwin and Tom Weiskopf by five strokes at World Series of Golf...finished third on money list that year...also third on money list in 1983, when he won twice (Greater Greensboro Open and MONY-Tournament of Champions) along with two seconds and a third...was named PGA of America Player of the Year in 1985, when he finished second in earnings to Curtis Strange...won 1979 Tournament Players Championship (now THE PLAYERS Championship) at Sawgrass CC...most recent victory came at 1992 Canon Greater Hartford Open...entered final round five strokes behind Donnie Hammond...shot closing 65 to post 6-under-par 274 and defeat Hammond, Nick Price and Dan Forsman by two strokes...served as 1995 Ryder Cup Captain after having played on team eight times...won 1990 Fred Meyer Challenge with brother Bobby and 1991 Shark Shootout Benefitting RMCC with Tom Purtzer...1970 U.S. Amateur champion...1968 and 1970 Southern Amateur champion.

PERSONAL: Enjoys well-deserved reputation as fierce competitor...along with brother Bobby, kept Richmond, VA junior championship trophy in Wadkins household for six consecutive years (Lanny won four times, Bobby twice)...player consultant on TPC at Myrtle Beach, which will serve as venue for Ingersoll-Rand SENIOR TOUR Championship beginning in 2000.

PGA TOUR CAREER SUMMARY					PLAYOFF RECORD: 3-3				
Year	Events Played	Cuts Made	1st	2nd	3rd	Top 10	Top 25	Earnings	Rank
1969 (Am.)	1	1							
1970 (Am.)	1	1		1		1	1		
1971 (Am.)	2	2					1		
1971	6	6			1	2	5	\$15,922	107
1972	33	27	1	2	1	8	18	\$116,617	10
1973	26	23	2	3	3	13	17	\$193,831	5
1974	26	15		1		2	6	\$45,660	57
1975	23	13			1	1	3	\$23,582	88
1976	29	19			1	3	6	\$42,850	64

continued on page 2-234

LANNY WADKINS...continued

PGA TOUR CAREER SUMMARY (cont.)

Year	Events Played	Cuts Made	1st	2nd	3rd	Top 10	Top 25	Earnings	Rank
1977	28	22	2	2		9	14	\$244,882	3
1978	24	16				5	9	\$53,811	62
1979	24	22	2			6	13	\$195,710	10
1980	27	18				6	8	\$67,778	60
1981	27	21				1	10	\$51,704	83
1982	26	21	3	1		9	12	\$306,827	7
1983	25	18	2	2	1	11	17	\$319,271	3
1984	23	19		1		7	10	\$198,996	29
1985	24	22	3	1		12	18	\$446,893	2
1986	26	24		2		5	11	\$264,931	23
1987	22	19	1	1	2	6	9	\$501,727	13
1988	24	23	2	1		6	15	\$616,596	10
1989	25	16				6	10	\$233,363	60
1990	23	18	1	2	1	6	10	\$673,433	13
1991	23	19	1	1	2	7	10	\$651,495	12
1992	24	19	1			2	9	\$366,837	40
1993	22	12			2	2	7	\$244,544	68
1994	25	9				2	2	\$54,114	185
1995	20	8				1	3	\$97,485	162
1996	21	9				1	1	\$64,995	189
1997	20	14				1	2	\$155,962	137
1998	12	3					1	\$32,436	227
1999	20	7					1	\$73,433	207
Total	683	486	21	21	15	139	259	\$6,355,681	36

TOP TOURNAMENT SUMMARY

YEAR	71	72	73	74	75	76	77	78	79	80	81	82	83	84	85
Masters Tournament		T19	T29					T18	T7	CUT	T21	T33	T8	CUT	T18
U.S. Open	T13	T25	T7	T26	T3E				T19	CUT	T14	T6	7	T11	T5
British Open Championship			T7	T22	CUT			CUT					T29	T4	CUT
PGA Championship		T16	T3				1	T34	70	T30	T33	2	CUT	T2	T10
THE PLAYERS Championship						T65	T34		1	T45	CUT	CUT	CUT	T5	CUT

TOP TOURNAMENT SUMMARY (cont.)

YEAR	86	87	88	89	90	91	92	93	94	95	96	97	99
Masters Tournament	T31	T12	T11	T26	T3	T3	T48	T3	T18	CUT			
U.S. Open	T2	T36	T12	CUT	T5	T63	CUT						
British Open Championship			T29	T34	T26	CUT	T73	T45	CUT				
PGA Championship	T11	2	T25	CUT	CUT	T43	T40	T14	T61	T63	CUT	T58	T34
THE PLAYERS Championship	T40	CUT	T6	T41	CUT	62	T29	CUT	CUT	CUT	CUT		
THE TOUR Championship		29	T14		24	23							

NATIONAL TEAMS: Walker Cup (2) 1969, 1971; World Amateur Cup, 1970; Ryder Cup (8), 1977, 1979, 1983, 1985, 1987, 1989, 1991, 1993; Ryder Cup Captain, 1995; World Cup (3), 1977, 1984, 1985; U.S. vs. Japan (2), 1982, 1983; Nissan Cup, 1985; Dunhill Cup, 1986; Kirin Cup 1987; Asahi Glass Four Tours, 1991

1999 PGA TOUR STATISTICS

Scoring Average	72.75	(186)
Driving Distance	256.9	(186T)
Driving Accuracy Percentage	68.3	(103T)
Total Driving	289	(179T)
Greens in Regulation Pct.	56.8	(192)
Putting Average	1.780	(72T)
Sand Save Percentage	57.5	(27T)
Eagles (Holes per)	342.0	(125T)
Birdies Average	2.88	(178T)
All-Around Ranking	1,069	(168)

MISCELLANEOUS STATISTICS

Scoring Average Before Cut	72.74	(177)
Scoring Average 3rd Round	73.33	(182)
Scoring Average Final Round	72.71	(150)
Birdies Conversion %	28.1	(111T)
Par Breakers	16.3	(175T)

1999 Low Round: 64: 1999 Michelob Championship at Kingsmill/4
Career Low Round: 62: 1989 Texas Open/1
Career Largest Paycheck: \$198,000: 1991 United Hawaiian Open/1



DUFFY WALDORF

EXEMPT STATUS: 1999 two-time tournament winner (through 2002)

FULL NAME: James Joseph Waldorf, Jr.

HEIGHT: 6' 0"

WEIGHT: 225

BIRTHDATE: August 20, 1962

BIRTHPLACE: Los Angeles, CA

RESIDENCE: Santa Clarita, CA

FAMILY: Wife, Vicky; Tyler Lane (7/16/90), Shea Duffy (4/23/92), Kelli Ann (1/14/94), Justin James (7/20/96)

COLLEGE: UCLA (1985, Psychology)

SPECIAL INTERESTS: Wine collecting

TURNED PROFESSIONAL: 1985

Q SCHOOL: 1986, 1987, 1988, 1990

TOUR VICTORIES (3): 1995 LaCantera Texas Open. 1999 Buick Classic, Westin Texas Open.

BEST 1999 FINISHES: 1--Buick Classic, Westin Texas Open; T5--THE TOUR Championship.

1999 SEASON: Rebounded from one of his worst seasons on TOUR in 1998 to his best in 1999...in April, tied TPC at Sugarloaf course record with first-round 63 at BellSouth Classic...first top-10 finish of season was PGA TOUR title...shared 54-hole lead at Buick Classic after rounds of 70-67-68...closing 71, in which he birdied last two holes at Westchester CC, produced playoff with Dennis Paulson...birdied first extra hole to earn first title since 1995 LaCantera Texas Open...\$450,000 payday largest of career...with victory jumped from 102nd to 39th on TOUR money list...earned second Texas Open, and third career PGA TOUR title, at Westin Texas Open...45-foot birdie putt on first hole of playoff brought victory over Ted Tryba...the two began final round two strokes behind Stephen Ames...third top-10 of year came at THE TOUR Championship, where he finished T5...ranked third on TOUR in Greens in Regulation with 69.4%, the second consecutive year he ranked in top-10.

CAREER HIGHLIGHTS: First PGA TOUR victory came in decisive fashion at 1995 LaCantera Texas Open...held 36-hole lead after shooting back-to-back 66s...led Jay Don Blake by one stroke after third-round 7...with closing 65, defeated runner-up Justin Leonard by six strokes and next-closest competitors by 12...finished year 35th on money list with \$525,622...two runner-up finishes and second trip to THE TOUR Championship highlighted 1996 season...started year with T7 in his first Mercedes Championships...then was second at Greater Greensboro Chrysler Classic and T2 at NEC World Series of Golf...was T5 at Masters Tournament, his best finish in a major...finished year 30th on money list with \$604,382...had two runner-up finishes in 1997, in Michelob Championship at Kingsmill and at Buick Invitational...also finished fourth at LaCantera Texas Open and T4 at Las Vegas Invitational...rounds of 70-66-72-69 placed him two strokes behind Mark O'Meara at Buick Invitational...had an opportunity to win at Kingsmill after leading the first two rounds by one stroke and the third round by three...final-round 70 not enough to hold off David Duval and Grant Waite, each of whom shot 67 to create three-man playoff...Duval birdied first extra hole to win...had two runner-up finishes in 1992 - Phoenix Open and Buick Classic...finished year 23rd on money list with \$582,120...held 54-hole lead at 1993 Buick Classic before closing 75 dropped him to T10...Qualifying Tournament medalist in fourth attempt in 1990...winner of 1984 California State Amateur and Broadmoor Invitational...1985 College Player of the Year.

PERSONAL: A connoisseur of fine wine...enjoys wearing colorful caps and shirts...his wife and children mark, with messages and reminders, the balls he uses each week...Duffy adds a few designs too.

CAREER SUMMARY			PLAYOFF RECORD: 2-1							
Year	Events Played	Cuts Made	1st	2nd	3rd	Top 10	Top 25	Earnings	Rank	
1985(Am.)	1	1								
1985	1									
1986	3									
1987	32	17				1	4	\$52,175	148	
1988	29	16				1	3	\$58,221	143	
1989	28	16			1	3	9	\$149,945	94	
1990	28	16				1	2	\$71,674	157	
1991	29	20				2	9	\$196,081	86	
1992	25	19		2	2	8	12	\$582,120	23	
1993	25	15				4	6	\$202,638	84	
1994	26	14			1	4	8	\$274,971	71	
1995	26	21	1	1		4	9	\$525,622	35	
1996	21	12		2		5	6	\$604,382	30	
1997	26	20		2		4	4	\$458,074	51	
1998	26	15				2	6	\$290,092	103	
1999	26	19	2			3	7	\$1,302,784	28	
Total	352	221	3	7	4	42	85	\$4,768,779	59	

DUFFY WALDORF...continued

TOP TOURNAMENT SUMMARY

YEAR	87	88	89	90	92	93	94	95	96	97	98	99
Masters Tournament						T39		T24	T5	36		
U.S. Open	T58	CUT	CUT		T57	T72	T9	T13	CUT	T60		
British Open Championship					T25	T39					T43	
PGA Championship					T9	CUT		T20	CUT	CUT	T38	T41
THE PLAYERS Championship				T61	T35	T52	CUT	CUT	CUT	T43	CUT	T17
THE TOUR Championship					T7				26			T5
WGC-American Express Championship												T40

NATIONAL TEAMS: Walker Cup, 1985

1999 PGA TOUR STATISTICS

Scoring Average	70.85	(53T)
Driving Distance	279.9	(27T)
Driving Accuracy Percentage	68.9	(93T)
Total Driving	120	(15T)
Greens in Regulation Pct.	69.4	(3T)
Putting Average	1.824	(175T)
Sand Save Percentage	46.7	(151T)
Eagles (Holes per)	172.0	(31)
Birdies Average	3.57	(33T)
All-Around Ranking	566	(48)

MISCELLANEOUS STATISTICS

Scoring Average Before Cut	71.27	(72T)
Scoring Average 3rd Round	71.20	(85T)
Scoring Average Final Round	71.70	(75T)
Birdies Conversion %	28.6	(96T)
Par Breakers	20.4	(29T)

1999 Low Round: 63: 1999 BellSouth Classic/1

Career Low Round: 63: 7 times, most recent 1999 BellSouth Classic/1

Career Largest Paycheck: \$450,000: 1999 Buick Classic/1



TOM WATSON

EXEMPT STATUS: 1998 tournament winner (Lifetime)

FULL NAME: Thomas Sturges Watson

HEIGHT: 5' 9"

WEIGHT: 160

BIRTHDATE: September 4, 1949

BIRTHPLACE: Kansas City, MO

RESIDENCE: Mission Hills, KS

FAMILY: Wife, Hilary; Meg (9/13/79), Michael Barrett (12/15/82); Kyle (9/23/86), Paige (4/22/89), Ross (8/31/91)

COLLEGE: Stanford University (1971, Psychology)

SPECIAL INTERESTS: Hunting, fishing

TURNED PROFESSIONAL: 1971

Q SCHOOL: Fall 1971

PGA TOUR VICTORIES (34): 1974 Western Open. 1975 Byron Nelson Golf Classic. 1977 Bing Crosby National Pro-Am, Wickes-Andy Williams San Diego Open, Masters Tournament, Western Open. 1978 Joe Garagiola-Tucson Open, Bing Crosby National Pro-Am, Byron Nelson Golf Classic, Colgate Hall of Fame Classic, Anheuser-Busch Classic. 1979 Sea Pines Heritage Classic, Tournament of Champions, Byron Nelson Golf Classic, Memorial Tournament, Colgate Hall of Fame Classic. 1980 Andy Williams-San Diego Open, Glen Campbell-Los Angeles Open, MONY-Tournament of Champions, New Orleans Open, Byron Nelson Classic, World Series of Golf. 1981 Masters Tournament, USF&G-New Orleans Open, Atlanta Classic. 1982 Glen Campbell-Los Angeles Open, Sea Pines Heritage Classic, U.S. Open. 1984 Seiko-Tucson Match Play, MONY-Tournament of Champions, Western Open. 1987 Nabisco Championships of Golf. 1996 Memorial Tournament. 1998 MasterCard Colonial.

INTERNATIONAL VICTORIES (9): 1975 British Open (Eur). 1977 British Open (Eur). 1980 British Open (Eur), Dunlap Phoenix (Jpn). 1982 British Open (Eur). 1983 British Open (Eur). 1984 Australian Open (Aus). 1992 Hong Kong Open. 1997 Dunlop Phoenix (Jpn).

BEST 1999 PGA TOUR FINISH: T16--Sony Open in Hawaii.

SENIOR PGA TOUR VICTORIES (1): 1999 Bank One Championship.

1999 SEASON: Made successful transition to SENIOR PGA TOUR after turning 50 in September...after finishing T22 in his debut at the Comfort Classic, shot final-round 62 to win Bank One Championship...earned \$208,240 in those two events to rank 62nd on SENIOR PGA TOUR money list...played 13 events on PGA TOUR...best finish was T16 at Sony Open in Hawaii...finished T39 in defense of his MasterCard Colonial title...experienced shoulder ailment that affected his sleep and caused pain when he raised arm up over head, but didn't affect his golf swing.

TOM WATSON...continued

CAREER HIGHLIGHTS: Career total of 34 wins includes remarkable run from 1977 through 1982, when he won at least three tournaments per year...first victory came at 1974 Western Open, where he defeated Tom Weiskopf and J.C. Snead by two strokes...holder of eight major championship crowns (1975-77-80-82-83 British Opens, 1977-81 Masters and 1982 U.S. Open)...in 1982, became only one of five players to win U.S. and British Opens in same year (Bobby Jones, Gene Sarazen, Ben Hogan and Lee Trevino are the others)...PGA TOUR's leading money-winner five times, including four years in a row (1977-80, 1984)...in 1980, became first player to earn \$500,000 in a season when he captured six TOUR events to go along with third British Open...string of consecutive years earning at least \$100,000, now at 26 (1974 to present), is TOUR record...last player to win same event three consecutive years: 1978-79-80 GTE Byron Nelson Classics...in 1987, won season-ending Nabisco Championships (now THE TOUR Championship) and \$360,000 first-place check...after nine-year absence from winner's circle, won 1996 Memorial Tournament...had one-stroke lead over Ernie Els through 54 holes...closing 70 gave him one-stroke victory over David Duval...finished 25th on money list, highest ranking since 1987, and made first trip to TOUR Championship since winning that event in 1987...had five top-10 finishes in 1997, including T3 finish at GTE Byron Nelson Classic and fourth at Masters Tournament...Masters finish his best at Augusta National since 1991...proved in 1998 that a man in his late 40s still can play with the best in the world...started season with a flurry, concluding his first three tournaments (including weather-delayed AT&T Pebble Beach National Pro-Am) with top-10 finishes...earned 34th PGA TOUR title, first since 1996 Memorial Tournament, with victory at MasterCard Colonial...at 48, was oldest player to win event (previous oldest: Ben Hogan, who was 46 when he captured his last of five Colonial titles)...stretch between first (1974 Western Open) and most recent victories, 23 years, 11 months, 24 days, third longest in TOUR history...winner of three Vardon Trophies (1977-78-79)...six-time PGA of America Player of the Year (1977-78-79-80-82-84)captain of victorious 1993 Ryder Cup team.

PERSONAL: Active in Kansas City area charitable endeavors, including Children's Mercy Hospital and development of golf courses for junior players...in 1999 was named honorary member of the Royal & Ancient Golf Club of St. Andrews, joining fellow Americans Arnold Palmer, Jack Nicklaus, George Bush and Gene Sarazen.

PGA TOUR CAREER SUMMARY

PLAYOFF RECORD: 8-4

Year	Events Played	Cuts Made	1st	2nd	3rd	Top 10	Top 25	Earnings	Rank
1968(Am.)	1	1							
1971	5	5					2	\$2,185	192
1972	30	22		1		1	8	\$31,081	75
1973	30	23			2	8	13	\$73,692	35
1974	29	27	1	1		10	20	\$131,537	10
1975	25	22	1	1	1	12	21	\$153,796	7
1976	23	22		2	1	11	15	\$138,203	12
1977	25	22	4	1	3	17	19	\$310,653	1
1978	24	22	5	3	1	15	21	\$362,429	1
1979	21	20	5	4	1	15	18	\$462,636	
1980	22	22	6	1	3	16	22	\$530,808	1
1981	21	19	3	3		10	16	\$347,660	3
1982	20	19	3	1	1	12	17	\$316,483	5
1983	17	16		2		10	14	\$237,519	12
1984	20	17	3	2	1	9	15	\$476,260	1
1985	19	17		1		7	11	\$226,778	18
1986	19	17			4	9	13	\$278,338	20
1987	20	15	1	1		5	12	\$616,351	5
1988	19	15		1		6	11	\$273,216	39
1989	18	13			1	2	7	\$185,398	80
1990	17	13				5	9	\$213,989	68
1991	16	12		1	1	6	10	\$354,877	45
1992	15	12		1		5	7	\$299,818	50
1993	16	14				4	9	\$342,023	46
1994	15	14		1		5	9	\$380,378	43
1995	16	14				3	7	\$320,785	58
1996	15	14	1	1		4	7	\$761,238	25
1997	16	12			1	5	8	\$479,146	45
1998	15	10	1	2		4	5	\$976,585	29
1999	13	7					1	\$141,410	174
Total	563	478	34	31	23	216	347	\$9,425,272	12
SENIOR PGA TOUR									
1999	2		1			1	2	\$208,240	62
Total	2		1			1	2	\$208,240	163
COMBINED TOTAL MONEY:								\$9,633,512	

TOM WATSON...continued

TOP TOURNAMENT SUMMARY

YEAR	72	73	74	75	76	77	78	79	80	81	82	83	84	85	86
Masters Tournament				T8	T33	1	T2	T2	T12	1	T5	T4	2	T10	T6
U.S. Open	T29		T5	T9	7	T7	T6		T3	T23	1	2	T11	CUT	T24
British Open Championship				1	CUT	1	T14	T26	1	T23	1	1	T2	T47	T35
PGA Championship		T12	T11	9	T15	T6	T2	T12	T10	CUT	T9	T47	T39	T6	T16
THE PLAYERS Championship				T8	T9	T5		2	T3	CUT	T6	T19	T8	T55	T58

TOP TOURNAMENT SUMMARY (cont.)

YEAR	87	88	89	90	91	92	93	94	95	96	97	98	99
Masters Tournament	T7	T9	T14	T7	T3	T48	T45	13	T14	CUT	4	CUT	CUT
U.S. Open	2	T36	T46	CUT	T16	CUT	T5	T6	T56	T13	64	CUT	T57
British Open Championship	7	T28	4	CUT	T26	CUT	CUT	T11	T31		T10	CUT	CUT
PGA Championship	T14	T31	T9	T19	CUT	T62	5	T9	T58	T17	CUT	CUT	CUT
THE PLAYERS Championship	CUT	CUT	T11	T36	T20	T2	10	T14	T29	T33	T53	T35	T62
THE TOUR Championship	1									T6		T18	
WGC-Andersen Consulting Match Play													T33

NATIONAL TEAMS: Ryder Cup (4), 1977, 1981, 1983, 1989; Ryder Cup Captain, 1993; U.S. vs. Japan (2), 1982, 1984

1999 PGA TOUR STATISTICS

Scoring Average	71.79	(N/A)
Driving Distance	264.9	(N/A)
Driving Accuracy Percentage	69.9	(N/A)
Total Driving		(N/A)
Greens in Regulation Pct.	57.7	(N/A)
Putting Average	1.822	(N/A)
Sand Save Percentage	47.7	(N/A)
Eagles (Holes per)	594.0	(N/A)
Birdies Average	2.85	(N/A)

MISCELLANEOUS STATISTICS

Scoring Average Before Cut	73.40	(N/A)
Scoring Average 3rd Round	73.67	(N/A)
Scoring Average Final Round	73.33	(N/A)
Birdies Conversion %	27.4	(N/A)
Par Breakers	16.0	(N/A)


1999 Low Round: 66: 2 times, most recent 1999 MasterCard Colonial/3
Career Low Round: 63: 3 times, most recent 1992 Buick Invitational of California/1
Career Largest Paycheck: \$414,000: 1998 MasterCard Colonial/1

1999 SENIOR PGA TOUR STATISTICS

Scoring Average	67.67	(N/A)
Driving Distance	286.3	(N/A)
Driving Accuracy Percentage	82.1	(N/A)
Total Driving		(N/A)
Greens in Regulation Pct.	74.1	(N/A)
Putting Average	1.600	(N/A)
Sand Save Percentage	50.0	(N/A)
Eagles (Holes per)	108.0	(N/A)
Birdies Average	6.17	(N/A)

MISCELLANEOUS STATISTICS

1999 Low Round: 62: 1999 Bank One Championship/3
Career Low Round: 62: 1999 Bank One Championship/3
Career Largest Paycheck: \$195,000: 1999 Bank One Championship/1



BRIAN WATTS

EXEMPT STATUS: 57th on 1999 money list

FULL NAME: Brian Peter Watts

HEIGHT: 6' 1"

BIRTHDATE: March 18, 1966

RESIDENCE: Edmond, OK

FAMILY: Wife, Debbye; Jason (7/25/97); Kelsie Diana (11/11/99)

COLLEGE: Oklahoma State

SPECIAL INTERESTS: Racing cars, professional sports, college football and basketball

TURNED PROFESSIONAL: 1988

WEIGHT: 200

BIRTHPLACE: Montreal, Quebec, Canada

BEST PGA TOUR FINISH: 2--1998 British Open Championship.

BEST NIKE TOUR FINISH: T2--1990 Central New York Classic, Amarillo Open.

INTERNATIONAL VICTORIES (13): 1993 Hong Kong Open. 1994 Descente Classic, Mizuno Open, KBC Augusta,

BRIAN WATTS...continued

Bridgestone Open, Phillip Morris Championship. 1995 Dydo Drinko Shizuoka Open, Mizuno Open. 1996 Fuji Sankei Classic. 1997 Mizuno Open, Phillip Morris Championship. 1998 Casio World Open, Yomiuri Open

BEST 1999 PGA TOUR FINISH: T3--GTE Byron Nelson Classic; T8--Michelob Championship at Kingsmill; T9--Buick Open; T10--Shell Houston Open.

1999 SEASON: Made successful transition from Japan Golf Tour to PGA TOUR...in first full season since 1991, earned \$767,409 to rank 57th on money list...finished T11 in second start of season at Buick Invitational...shared first-round lead at THE PLAYERS Championship after opening with an unusual 68...stood 4-over-par after his first three holes (began on No. 10), including a triple bogey on No. 11...birdied eight of next 11 holes...finished T38...earned third career PGA TOUR top-10 finish at Shell Houston Open, where rounds of 70-70-69-75 produced T10...second top-10 finish of season came at GTE Byron Nelson Classic, where rounds of 65-71-65-68 led to T3 worth \$144,000...third top-10 came at Buick Open, where he finished T9...earned fourth top-10 in Michelob Championship at Kingsmill, where after opening with a 75 he posted rounds of 68-67-68 to finish T8...ranked ninth on TOUR in Sand Saves with 60.9%...did return to Japan to play three tournaments, with a T23 at the Mizuno Open his best finish.

CAREER HIGHLIGHTS: Played in only four PGA TOUR events in 1998 but made a name for himself around the world with his memorable play at the British Open...opened with rounds of 68-69 to capture 36-hole lead at Royal Birkdale GC...third-round 73 maintained two-stroke advantage through 54 holes...final-round 70 not enough to hold off eventual champion Mark O'Meara, who closed with 68...in four-hole playoff, O'Meara won by two strokes, 17-19...won twice on Japanese Tour, where he used to make his living...victories came at Casio World Open and Yomiuri Open...had eight other top-10 finishes in Japan, including two seconds...won 12 times on Japanese Tour, including five victories in 1994 and two each in 1995, 1997 and 1998...between 1993-98 had 65 top-10 finishes in 124 events on the Japan Golf Tour...won 1993 Hong Kong Open...member of Ben Hogan Tour (now NIKE TOUR) in 1990 and 1992...had two second-place ties in 1990, at Central New York Classic and Amarillo Open...finished 29th on money list that year with \$31,964...61st on 1992 money list with \$23,828...two-time first-team All-American and 1987 NCAA Champion at Oklahoma State University...winner of seven individual events while at Oklahoma State from 1985-88...in 1984, partnered with John Daly to win AJGA's Future Legends of Golf.

PERSONAL: Although Canadian-born, lived in Canada for only six months...now a U.S. citizen...father started him in golf at age nine...son Jason given middle name of Bradshaw in honor of Brian's childhood sports idol, former Pittsburgh Steelers quarterback Terry Bradshaw...picked up new hobby in 1997, when wife Debbye sent him to the Bob Bondurant High Performance Driving School in Phoenix.

PGA TOUR CAREER SUMMARY

PLAYOFF RECORD: 0-1

Year	Events Played	Cuts Made	1st	2nd	3rd	Top 10	Top 25	Earnings	Rank
1986(Am.)	2								
1988	2	1						\$816	314
1989	4	3					2	\$26,814	185
1990	4	3					1	\$12,535	224
1991	29	11				1	1	\$40,199	184
1992	1	1						\$663	314
1993	3	2						\$23,235	209
1995	3	2					1	\$33,725	221
1996	2	1						\$6,000	303
1997	3	1						\$15,400	248
1998	4	3		1		1	1	\$335,735	90
1999	24	20			1	4	11	\$767,409	57
Total	81	48		1	1	6	17	\$1,262,531	214

BUY.COM TOUR

1990	13	10		2	1	4	7	\$31,964	29
1992	22	16				2	7	\$23,828	61
Total	35	26		2	1	6	14	\$55,792	

1999 INTERNATIONAL SUMMARY

Japan Golf Tour

1999	3	3					1	\$23,657	
------	---	---	--	--	--	--	---	----------	--

TOP TOURNAMENT SUMMARY

YEAR 86 95 96 97 98 99

Masters Tournament

T31

U.S. Open

CUT

T23

British Open Championship

T40

CUT

CUT

2

T24

PGA Championship

CUT

T47

CUT

T56

T41

THE PLAYERS Championship

T37

T38

WGC-Andersen Consulting Match Play

T33

WGC-American Express Championship

T55

BRIAN WATTS...continued


1999 PGA TOUR STATISTICS

Scoring Average	70.38	(26)
Driving Distance	267.4	(145T)
Driving Accuracy Percentage	70.4	(68T)
Total Driving	213	(135T)
Greens in Regulation Pct.	65.0	(77T)
Putting Average	1.771	(45T)
Sand Save Percentage	60.9	(9)
Eagles (Holes per)	240.0	(74)
Birdies Average	3.41	(64T)
All-Around Ranking	508	(35T)

MISCELLANEOUS STATISTICS

Scoring Average Before Cut	70.94	(44T)
Scoring Average 3rd Round	71.21	(88)
Scoring Average Final Round	72.32	(121)
Birdies Conversion %	29.2	(76T)
Par Breakers	19.4	(59T)

1999 Low Round: 63: 1999 Las Vegas Invitational/1
 Career Low Round: 63: 1999 Las Vegas Invitational/1
 Career Largest Paycheck: \$309,260: 1998 British Open Championship/2



MIKE WEIR

EXEMPT STATUS: 1999 tournament winner (through 2001)

FULL NAME: Michael Richard Weir

HEIGHT: 5'9"

WEIGHT: 155

BIRTHDATE: May 12, 1970

BIRTHPLACE: Sarnia, Ontario, Canada

RESIDENCE: Draper, UT

FAMILY: Wife, Bricia; Elle Marisa (12/19/97)

COLLEGE: Brigham Young University (1993, Recreation Management)

SPECIAL INTERESTS: Hockey, fishing, sports

TURNED PROFESSIONAL: 1992

Q SCHOOL: 1997, 1998

TOUR VICTORIES (1): 1999 Air Canada Championship

BEST 1999 PGA TOUR FINISHES: 1--Air Canada Championship; 2--Motorola Western Open; 3--Michelob Championship; T5--BellSouth Classic; T10--MCI Classic, PGA Championship, B.C. Open.

1999 SEASON: Went from Qualifying Tournament to THE TOUR Championship in breakthrough year...long thought of as one of Canada's best players, proved it on PGA TOUR in 1999...after opening with rounds of 69-65, stood alone in second place, four strokes off Rory Sabbatini's 36-hole lead at BellSouth Classic...shared 54-hole lead with Stewart Cink after third-round 68...closing 72 produced T5, which at time matched his best career finishes at 1996 and 1998 Greater Vancouver Opens...earned second top-10 of season at MCI Classic, where final-round 68 led to T10...rounds of 72-67-67-70 earned him runner-up finish to Tiger Woods at Motorola Western Open...one month later, rounds of 68-68-69 produced share of 54-hole lead at PGA Championship with Woods...closing 80 dropped him into T10, eight strokes behind Woods...earned first PGA TOUR title at Air Canada Championship where rounds of 68-70-64-64 produced two-stroke victory over Fred Funk...key to victory was eagle-2 from 147 yards on No. 14 during final round...became first Canadian to win on native soil since Pat Fletcher won 1954 Canadian Open...first Canadian to win on TOUR since Richard Zokol won 1992 Greater Milwaukee Open...joined Phil Mickelson, Bob Charles, Ernie Gonzalez, Sam Adams and Russ Cochran as only lefthanders to win on PGA TOUR...rounds of 74-63-68 gave him 54-hole lead at Michelob Championship at Kingsmill...closing 70 left him one stroke shy of Notah Begay III and Tom Byrum playoff...in June, became first Canadian to win Export 'A' Skins Game...earned \$210,000 in competition with David Duval, John Daly and Fred Couples in Mont-Tremblant, Quebec...nominated for Comeback Player of the Year Award.

CAREER HIGHLIGHTS: Medalist at 1998 PGA TOUR Qualifying Tournament...as rookie, earned \$218,967 to rank 131st on money list...Vancouver had been site of best career finishes prior to 1999 with T5s in 1996 and 1998 Greater Vancouver Opens (now Air Canada Championship)...very successful on Canadian Tour...led Order of Merit in 1997 after winning BC TEL Pacific Open and Canadian Masters...was first Canadian to lead Order of Merit since Jerry Anderson in 1989...also led Canadian Tour with 69.29 scoring average in 1997...named Canadian Tour Rookie of the Year in 1993 after winning Infiniti Tournament Players Championship...won 1990 Ontario Amateur Championship...WAC Player of Year and Second-team All-American in 1992...winner of 1988 Ontario Junior Championship and 1986 Canadian Juvenile Championship.

PERSONAL: Laced up skates and practiced with NHL's Washington Capitals at beginning of two-week break in late September...is friend of Caps' captain Adam Oates.

MIKE WEIR...continued

PGA TOUR CAREER SUMMARY

PLAYOFF RECORD: 0-0

Year	Events Played	Cuts Made	1st	2nd	3rd	Top 10	Top 25	Earnings	Rank
1989(Am.)	1								
1992(Am.)	1								
1992	1								
1993	2	1						\$1,940	317
1994	1								
1995	1								
1996	5	2				1	1	\$36,624	210
1997	4	1						\$7,709	287
1998	27	13				2	5	\$218,967	131
1999	30	20	1	1	1	7	12	\$1,491,139	23
Total	73	37	1	1	1	10	18	\$1,756,380	167

TOP TOURNAMENT SUMMARY

YEAR 99

U.S. Open Championship CUT

British Open Championship T37

PGA Championship T10

THE TOUR Championship T26

WGC-American Express Championship T30


1999 PGA TOUR STATISTICS

Scoring Average	70.52	(31)
Driving Distance	274.8	(70T)
Driving Accuracy Percentage	68.9	(93T)
Total Driving	163	(50T)
Greens in Regulation Pct.	65.0	(77T)
Putting Average	1.761	(24T)
Sand Save Percentage	51.1	(95T)
Eagles (Holes per)	194.0	(46T)
Birdies Average	3.66	(21)
All-Around Ranking	457	(25)

MISCELLANEOUS STATISTICS

Scoring Average Before Cut	71.15	(58T)
Scoring Average 3rd Round	70.14	(13)
Scoring Average Final Round	71.86	(84T)
Birdies Conversion %	31.3	(20T)
Par Breakers	20.8	(20T)

1999 Low Round: 63: 1999 Michelob Championship at Kingsmill/2
 Career Low Round: 63: 1999 Michelob Championship at Kingsmill/2
 Career Largest Paycheck: \$450,000: 1999 Air Canada Championship/1



KEVIN WENTWORTH

EXEMPT STATUS: 98th on 1999 money list

FULL NAME: Kevin Tyler Wentworth

HEIGHT: 6' 2"

WEIGHT: 180

BIRTHDATE: October 17, 1968

BIRTHPLACE: Modesto, CA

RESIDENCE: Manteca, CA

FAMILY: Single

COLLEGE: Oklahoma State

SPECIAL INTERESTS: Gardening, fishing, hiking, reading

TURNED PROFESSIONAL: 1991

Q SCHOOL: 1997

BEST PGA TOUR FINISH: T4--1999 FedEx St. Jude Classic

BEST NIKE TOUR FINISH: T4--1991 Hawkeye Open.

BEST 1999 PGA TOUR FINISHES: T4--FedEx St. Jude Classic; T6--Phoenix Open; T8--Air Canada Championship; T9--Southern Farm Bureau Classic.

1999 SEASON: Sophomore season saw him improve from rookie campaign in which he was able to earn full-exempt status...surpassed \$413,000 in earnings to finish 98th on money list...in second start of year, finished T6 at Phoenix Open, the third top-10 finish of brief TOUR career...rounds of 69-69-63-67 produced FedEx St. Jude Classic T4 worth \$110,000...third-round 63 his career low, and T4 finish his career best...earned third top-10 of season at Air Canada Championship, where rounds of 69-70-68-67 produced T8...fourth top-10 came in final start of year at Southern Farm Bureau Classic, where rounds of 69-71-69 produced T9.

KEVIN WENTWORTH...continued

CAREER HIGHLIGHTS: As a rookie in 1998, the 1997 Q-School grad rebounded well from start in which he missed 12 of 14 cuts and, over that stretch, had best finish of just T62 at Greater Greensboro Chrysler Classic...began to turn season around with first PGA TOUR top-25 finish a T21 at Deposit Guaranty Golf Classic...top-10 breakthrough came at Greater Milwaukee Open, where rounds of 68-65-68-70-271 produced T9 and paycheck worth \$46,800...played well down the stretch, recording three consecutive top-15 finishes at Buick Challenge (T14), Michelob Championship at Kingsmill (T13) and Las Vegas Invitational (T10)...second career top-10 at Las Vegas proved to be the deciding factor in terms of gaining fully exempt status for 1999...Las Vegas paycheck for \$52,000, the largest of his TOUR career, meant he would not be returning to Q-School...played a total of 15 BUY.COM TOUR events in 1991 (five), 1992 (nine) and 1994 (one)...in his first BUY.COM (then Ben Hogan Tour) TOUR start, tied for fourth at 1991 Hawkeye Open...with that finish, earned \$6,250 of his \$8,978 season total...missed eight cuts in nine 1992 starts, but did finish T23 at Sonoma County Open...played on Asian Tour in 1997, winning Philippines Open and finishing second three times...Philippines Open victory qualified him for 1997 Subaru Sarazen World Open, where he finished T39...winner of seven collegiate events as well as 1992 St. Louis Open...runner-up for 1989 NCAA Championship while attending Oklahoma State.

PERSONAL: One of the six lefthanders on the PGA TOUR.

PGA TOUR CAREER SUMMARY						PLAYOFF RECORD: 0-0			
Year	Events Played	Cuts Made	1st	2nd	3rd	Top 10	Top 25	Earnings	Rank
1993	1								
1998	28	12				2	7	\$245,174	119
1999	27	9				4	6	\$413,601	98
Total	56	21				6	13	\$658,775	289
BUY.COM TOUR									
1991	5	4				1	2	\$8,978	103
1992	9	1					1	\$1,188	217
1994	1								
Total	15	5				1	3	\$10,165	
COMBINED TOTAL MONEY:								\$668,940	

PGA TOUR TOP TOURNAMENT SUMMARY

YEAR	93	98	99
U.S. Open Championship	CUT	CUT	
PGA Championship			T21
THE PLAYERS Championship			CUT


1999 PGA TOUR STATISTICS

Scoring Average	71.87	(141T)
Driving Distance	268.7	(134T)
Driving Accuracy Percentage	56.7	(191)
Total Driving	325	(189)
Greens in Regulation Pct.	63.0	(133T)
Putting Average	1.798	(120T)
Sand Save Percentage	59.4	(16T)
Eagles (Holes per)	159.8	(23)
Birdies Average	3.17	(132T)
All-Around Ranking	890	(128)

MISCELLANEOUS STATISTICS

Scoring Average Before Cut	72.43	(167T)
Scoring Average 3rd Round	71.00	(61T)
Scoring Average Final Round	70.00	(2)
Birdies Conversion %	28.0	(116T)
Par Breakers	18.2	(121T)

1999 Low Round: 63: 1999 FedEx St. Jude Classic/3
 Career Low Round: 63: 1999 FedEx St. Jude Classic/3
 Career Largest Paycheck: \$110,000: 1999 FedEx St. Jude Classic/T4



MARK WIEBE (WEE-bee)

EXEMPT STATUS: 105th on 1999 money list
FULL NAME: Mark Charles Wiebe
HEIGHT: 6' 3" **WEIGHT:** 225
BIRTH DATE: September 13, 1957 **BIRTHPLACE:** Seaside, OR
RESIDENCE: Denver, CO
FAMILY: Wife, Cathy; Taylor (9/9/86), Gunner (1/1/89), Collier (4/17/92)
COLLEGE: San Jose State University
SPECIAL INTERESTS: Fishing, skiing
TURNED PROFESSIONAL: 1980 **Q SCHOOL:** Fall 1983, 1984

TOUR VICTORIES (2): 1985 Anheuser-Busch Classic. 1986 Hardee's Golf Classic

BEST 1999 FINISH: 4--Shell Houston Open; T10--Greater Milwaukee Open.

1999 SEASON: 1999 season was very similar to previous year...finished 105th on money list, compared to 106th in 1998...\$385,508 in earnings made 1999 the second most lucrative year of his career, behind the \$392,166 he earned in 1988...earned first top-10 of season, and best finish since T3 at 1998 Freeport-McDermott Classic, with fourth-place at Shell Houston Open...stood two strokes off 36-hole lead after opening 69-69...closed 71-73...had missed eight consecutive cuts to begin season, then went T18 at MCI Classic and T57 at Greater Greensboro Chrysler Classic before fourth in Houston...followed with T20 in COMPAQ Classic of New Orleans...second top-10 came at Greater Milwaukee Open, where four consecutive 68s produced T10.

CAREER HIGHLIGHTS: First PGA TOUR victory came at 1985 Anheuser-Busch Golf Classic...third-round 65 moved him to within one stroke of leader Danny Edwards...shot 70 in final round to force playoff with John Mahaffey...birdied first extra hole for title...following year, shot 69-65-66-68-268 to win Hardee's Golf Classic by one stroke over Curt Byrum...finished 1986 with career-best rank on money list: 25th with \$260,180...came close to first victory since Hardee's Classic at 1997 Kemper Open...opened with rounds of 69-67 and shared 36-hole lead with D.A. Weibring...after firing a Saturday 66, held three-stroke advantage over Mike Springer...closing 73, including bogeys on final two holes, dropped him one stroke behind winner Justin Leonard...tied for second at 1996 Nissan Open...twice reached playoffs in search of third career title...lost in extra holes to Tom Sieckmann at 1988 Anheuser-Busch Golf Classic...at 1993 Buick Classic, closed 67-66 to pull even with Vijay Singh...Singh birdied third extra hole for victory...slowed by shoulder trouble in 1991 and 1992...missed most of 1994 season following March skiing accident...played under special medical extension in 1995...tied for third at Sprint International and for ninth at LaCantera Texas Open on way to 112th-place finish on that year's money list...winner of 1989 Colorado Open.

PERSONAL: Loves being a father of three very busy kids...a huge Denver sports fan, particularly of the Denver Broncos...enjoys fly fishing.

PGA TOUR CAREER SUMMARY						PLAYOFF RECORD: 1-2			
Year	Events Played	Cuts Made	1st	2nd	3rd	Top 10	Top 25	Earnings	Rank
1981	2	1						\$2,538	222
1982	1								
1983	2	2					1	\$6,628	197
1984	19	8				1	1	\$16,257	166
1985	29	15	1			5	5	\$181,894	36
1986	30	22	1	1	1	5	7	\$260,180	25
1987	33	26			1	2	5	\$128,651	82
1988	32	27		1		7	16	\$392,166	28
1989	29	20		1	1	4	12	\$296,269	41
1990	31	21		1		2	7	\$210,435	72
1991	31	14					4	\$100,046	136
1992	26	17				2	6	\$174,763	86
1993	27	19		1		5	9	\$360,213	42
1994	9	5						\$16,032	233
1995	23	11			1	3	3	\$168,832	112
1996	25	13		1		2	5	\$201,058	107
1997	25	14		1		1	5	\$285,139	85
1998	26	13			1	3	5	\$282,211	106
1999	27	11				2	8	\$385,508	105
Total	427	259	2	7	5	44	99	\$3,468,820	86

MARK WIEBE...continued

TOP TOURNAMENT SUMMARY

YEAR	85	86	87	88	89	90	91	92	93	96	97	98	99
Masters Tournament		CUT	T35		CUT								
U.S. Open		CUT		T58	T25	T33	CUT		T77	104	CUT		
British Open Championship											CUT		
PGA Championship		CUT	T47	T65	T38	T12	T19	T66		67	T61	W/D	CUT
THE PLAYERS Championship			T54	T20	T11	T17	CUT	CUT	CUT	T61	CUT	CUT	T71
THE TOUR Championship					T24								

1999 PGA TOUR STATISTICS

Scoring Average	71.68	(132)
Driving Distance	267.8	(142T)
Driving Accuracy Percentage	71.3	(49T)
Total Driving	191	(100T)
Greens in Regulation Pct.	64.1	(100)
Putting Average	1.810	(158)
Sand Save Percentage	44.0	(172)
Eagles (Holes per)	228.0	(65)
Birdies Average	2.97	(167T)
All-Around Ranking	985	(147)

MISCELLANEOUS STATISTICS

Scoring Average Before Cut	72.20	(154T)
Scoring Average 3rd Round	71.31	(93T)
Scoring Average Final Round	71.73	(78T)
Birdies Conversion %	25.8	(175T)
Par Breakers	17.0	(163T)

1999 Low Round: 66: 2 times, most recent 1999 MasterCard Colonial/2
 Career Low Round: 61: 1988 Northern Telecom Tucson Open/3
 Career Largest Paycheck: \$162,000: 1997 Kemper Open/2



TIGER WOODS

EXEMPT STATUS: Winner, 1997 Masters Tournament (through 2007)

FULL NAME: Eldrick T. Woods

HEIGHT: 6' 2"

WEIGHT: 160

BIRTHDATE: December 30, 1975

BIRTHPLACE: Cypress, CA

RESIDENCE: Orlando, FL

FAMILY: Single

COLLEGE: Stanford University

SPECIAL INTERESTS: Basketball, fishing, all sports

TURNED PROFESSIONAL: 1996

JOINED TOUR: 1996

TOUR VICTORIES (15): 1996 Las Vegas Invitational, Walt Disney World/Oldsmobile Classic. 1997 Mercedes Championships, Masters Tournament, GTE Byron Nelson Classic, Motorola Western Open. 1998 BellSouth Classic. 1999 Buick Invitational, Memorial Tournament, Motorola Western Open, PGA Championship, WGC-NEC Invitational, National Car Rental Golf Classic at Walt Disney World Resort, THE TOUR Championship, WGC-American Express Championship

INTERNATIONAL VICTORIES (3): 1997 Asian Honda Classic. 1998 Johnnie Walker Classic (Asia). 1999 Deutsche Bank Open - TPC of Europe (Eur).

BEST 1999 FINISHES: 1--Buick Invitational, Memorial Tournament, Motorola Western Open, PGA Championship, WGC-NEC Invitational, National Car Rental Golf Classic at Walt Disney World Resort, THE TOUR Championship, WGC-American Express Championship; T2--Nissan Open; 3--Phoenix Open; T3--U.S. Open Championship; T5--Mercedes Championships, WGC-Andersen Consulting Match Play; T7--GTE Byron Nelson Classic, British Open Championship; T10--THE PLAYERS Championship.

1999 SEASON: Truly had one of the greatest seasons in PGA TOUR history in 1999...his TOUR-record \$6,616,585 was nearly \$3 million more than his nearest competitor, David Duval...was named PGA TOUR Player of the Year for the second time in the past three seasons...also named PGA of America and GWAA Player of the Year for second time...PGA TOUR Player of the Month for February, August, October and November...made the cut in all 21 tournaments, extending his TOUR-best streak to 39 consecutive over last two seasons...earned his eighth career TOUR title and first since 1998 BellSouth Classic with two-stroke victory in Buick Invitational...began third round nine strokes behind 36-hole lead Ted Tryba...with Torrey Pines South Course-record 62, took one-stroke lead heading into final round...closing 65 brought share of tournament record (266) set by George Burns in 1987...41-week reign atop Official World Golf Ranking ended when David Duval won THE PLAYERS Championship...Tiger's run longest since Greg Norman held top spot for record 96 weeks in 1995-97...equaled Cottonwood Valley course record with 61 in first round of GTE Byron Nelson Classic, where he finished T7...61 his career low, and the lowest first-round score since Bob Lohr shot 61 to open 1994 Anheuser-Busch Golf Classic...in May, earned third international victory

TIGER WOODS...continued

at European Tour's Deutsche Bank-SAP Open in Germany...earned ninth TOUR victory at Memorial Tournament defeating Vijay Singh by two strokes...had first top-10 ever at U.S. Open with a T3...regained No. 1 position in Official World Golf Ranking following third victory of season and 10th of career at Motorola Western Open...win was second at Cog Hill G&CC (1997)...on a Monday night in August on prime-time television, defeated Duval 2&1 and earned \$1.1 million (\$200,000 of which went to charity) at Motorola Showdown at Sherwood...became youngest player since Seve Ballesteros to win two majors with his victory at PGA Championship...victory was his 11th career title...\$630,000 payday lifted him to top of TOUR money list and allowed him to join David Duval as the only players to earn \$3 million in a season...after one week out of top in Official World Golf Ranking again took over top spot...became first player since Nick Price in 1994 to win five TOUR events in season with his win at World Golf Championships-NEC Invitational...\$1 million paycheck vaulted him over \$4 million in season's earnings...won his next start at National Car Rental Golf Classic at Walt Disney World Resort to become first player since Tom Watson in 1980 to win six official TOUR titles in season...the next week won his third consecutive start at THE TOUR Championship...became first player since David Duval in 1997 to accomplish that feat...\$900,000 payday put him over \$10 million for his career, making him fastest to do so...victory was his 11th in-a-row in which he led or shared lead entering final round...put cap on amazing season by winning final official event, the World Golf Championships-American Express Championship...became first player since Johnny Miller in 1974 to win eight times in year and first since Ben Hogan in 1953 to win four consecutive starts...it was his 15th victory in 70 career PGA TOUR starts...after the official season won the PGA Grand Slam of Golf and along with Mark O'Meara won the World Cup of Golf for the United States...he won the individual portion of that event by nine strokes...led the TOUR in five of ten categories: Scoring (68.43), Greens in Regulation (71.4), Birdies (4.46), Total Driving (52) and All-Around (120)...won Vardon Trophy with 68.43 scoring average, the lowest adjusted scoring average since such records began in 1988...his 16 top-10s were the most in a single season since Payne Stewart had 16 in 1986...won Andersen Consulting Medal for best combined performance in the three World Golf Championships events.

CAREER HIGHLIGHTS: Shouldered high expectations in joining PGA TOUR following one of the best amateur careers ever...posted two victories and three other top-10 finishes in only eight starts after turning professional at 1996 Greater Milwaukee Open, where he finished T60...first top-10 came at Quad City Classic, where he finished T5...began final round of Las Vegas Invitational four strokes back...closed with 64 to force playoff with Davis Love III, then parred first extra hole for first TOUR win...collected \$297,000 in becoming first sponsor's exemption to win TOUR event since Phil Mickelson at 1991 Northern Telecom Open...finished third the following week at LaCantera Texas Open...at Walt Disney World/Oldsmobile Classic, shot closing 66 for one-stroke win...named PGA TOUR Rookie of the Year...also named Sports Illustrated's Sportsman of the Year, becoming youngest to receive honor since gymnast Mary Lou Retton in 1984...named PGA TOUR Player of the Year for 1997, a season that included four victories and nine top-10 finishes...made 20 of 21 cuts and finished no lower than T43 highlight of year came at Masters Tournament, where rounds of 70-66-65-69-270 set 72-hole record...12-stroke margin of victory, another Masters record, was fourth best in TOUR history...won first event of 1997 season at rain-shortened Mercedes Championships, defeating Tom Lehman on first playoff hole...member of 1997 Ryder Cup Team...named PGA of America and Golf Writers Association of America Player of the Year for 1997...concluded year with Associated Press naming his Masters win top sports story of 1997, followed by his designation as AP's Male Athlete of the Year (first golfer to be so honored in 26 years)...earned second international victory in 1998 at Johnnie Walker Classic in Thailand, defeating Ernie Els on second playoff hole...overcame eight-stroke deficit to force playoff with Els...earned seventh TOUR victory with one-stroke win over Jay Don Blake at BellSouth Classic...stood one off second-round lead after opening 69-67...third-round 63 at TPC at Sugarloaf gave him lead he would not relinquish...runner-up to Mark O'Meara at Cisco World Match Play Championship...defeated Vijay Singh to win PGA Grand Slam of Golf...led TOUR in top-10 finishes with 13 in 1998...won 1991, 1992 and 1993 U.S. Junior Amateur Championships when no one before or since has won more than one...in 1994, at TPC at Sawgrass, became youngest winner of U.S. Amateur...the following year, became first to successfully defend U.S. Amateur title since Jay Sigel in 1993...in 1996, became first player to win three consecutive U.S. Amateur titles...owns U.S. Amateur records for consecutive match-play victories (18) and winning percentage (.909)...his six consecutive years of winning a USGA championship are second only to Bobby Jones' eight...made cut in four of six major championships as amateur and was low amateur at 1995 Masters and 1996 British Open...named year's top amateur player by Golf Digest and Golfweek in 1992 and Golf World in 1992 and 1993...Golf World's "Man of the Year" in 1994...won 1996 NCAA Championship and was named Collegiate Player of the Year...joined Jack Nicklaus and Phil Mickelson as the only players to win NCAA and U.S. Amateur in same year.

PERSONAL: Nicknamed "Tiger" after a Vietnamese soldier who was a friend of his father's in Vietnam...putted against Bob Hope on the "Mike Douglas Show" at age two, shot 48 for nine holes at age three and was featured in Golf Digest at age five...in Feb. 1998, named to Blackwell's Best-Dressed List...eighth athlete to be named Wheaties permanent rep, following Bob Richards (1958), Bruce Jenner (1977), Mary Lou Retton (1984), Pete Rose (1985), Walter Payton (1986), Chris Evert (1987) and Michael Jordan (1988)...Tiger Woods Foundation, chaired by father Earl, created to provide minority participation in golf and related activities...foundation has pledged its full support to World Golf Foundation's "The First Tee" program...in 1997 won Sports Star of the Year Award, given to athletes who combine excellence in their sports with significant charitable endeavors...website is www.tigerwoods.com.

TIGER WOODS...continued

PGA TOUR CAREER SUMMARY

PLAYOFF RECORD: 3-1

Year	Events Played	Cuts Made	1st	2nd	3rd	Top 10	Top 25	Earnings	Rank
1992 (Am.)	1								
1993 (Am.)	3								
1994 (Am.)	3								
1995 (Am.)	4	3							
1996 (Am.)	3	2					1		
1996	8	8	2		2	5	7	\$790,594	24
1997	21	20	4	1	1	9	14	\$2,066,833	1
1998	20	19	1	2	2	13	17	\$1,841,117	4
1999	21	21	8	1	2	16	18	\$6,616,585	1
Total	84	73	15	4	7	43	57	\$11,315,128	5

1999 INTERNATIONAL SUMMARY

European Tour

1999	2	2	1			2	2	\$365,251	
------	---	---	---	--	--	---	---	-----------	--

TOP TOURNAMENT SUMMARY

YEAR	95	96	97	98	99
Masters Tournament	T41	CUT	1	T8	T18
U.S. Open Championship	W/D	T82	T19	T18	T3
British Open Championship	T68	T22	T24	3	T7
PGA Championship			T29	T10	1
THE PLAYERS Championship			T31	T35	T10
THE TOUR Championship		T21	T12	20	1
WGC-Andersen Consulting Match Play					T5
WGC-NEC Invitational					1
WGC-American Express Championship					1

NATIONAL TEAMS: U.S. World Amateur, 1994; Walker Cup, 1995; Ryder Cup (2), 1997, 1999; Dunhill Cup, 1998; The Presidents Cup, 1998; World Cup, 1999

1999 PGA TOUR STATISTICS

Scoring Average	68.43	(1)
Driving Distance	293.1	(3)
Driving Accuracy Percentage	71.3	(49T)
Total Driving	52	(1)
Greens in Regulation Pct.	71.4	(1)
Putting Average	1.761	(24T)
Sand Save Percentage	56.8	(30T)
Eagles (Holes per)	142.0	(11)
Birdies Average	4.46	(1)
All-Around Ranking	120	(1)

MISCELLANEOUS STATISTICS

Scoring Average Before Cut	69.28	(1)
Scoring Average 3rd Round	69.42	(3)
Scoring Average Final Round	71.16	(39T)
Birdies Conversion %	34.7	(2)
Par Breakers	25.5	(1)

1999 Low Round: 61: 1999 GTE Byron Nelson Classic/1
 Career Low Round: 61: 1999 GTE Byron Nelson Classic/1
 Career Largest Paycheck: \$1,000,000: 2 times, most recent 1999 WGC-American Express Championship/1

OTHER PROMINENT MEMBERS OF THE PGA TOUR

A

ADAMS, John Birthdate May 5, 1954 Birthplace Altus, OK Residence Paris, TX Height 6-3 Weight 220 Family Wife, Jane; Benjamin Craig (6/20/83), Kimberly Jill (10/23/85) College Arizona State University Special Interests Hunting, fishing Turned Professional 1976 Q School Spring 1978, Fall 1979, 1985, 1994 Other Information Member of the PGA TOUR since 1978. Career-best finishes are second place in the 1982 Hall of Fame Classic and 1996 FedEx St. Jude Classic. His career-low round is 63, which he has recorded three times, most recently during the first round of the 1997 Las Vegas Invitational. In 1988, led the PGA TOUR in Greens in Regulation with 73.9%. Has finished in the top 10 in drivin distance eight times in his career. Started playing golf as soon as he could hold a club. Held club and putter crosshanded at first, but gave up former when he was about three years old. Still putts that way. While at Arizona State, was coached by Bill Mann, later a scorekeeper on the PGA TOUR. His father was a golf professional.



Exempt Status: Veteran Member

Best-Ever Finish: 2—1982 Hall of Fame, 1996 FedEx St. Jude Classic.

Money And Position:			
1978 — \$ 2,025 — 203	1985 — \$ 9,613 — 181	1992 — \$173,069 — 89	
1979 — \$ 1,785 — 239	1986 — \$ 64,906 — 124	1993 — \$221,753 — 78	
1980 — \$19,895 — 125	1987 — \$ 51,976 — 149	1994 — \$106,689 — 151	
1981 — \$17,898 — 140	1988 — \$ 64,341 — 140	1995 — \$243,366 — 74	
1982 — \$54,014 — 87	1989 — \$106,824 — 120	1996 — \$257,840 — 86	
1983 — \$59,287 — 87	1990 — \$127,733 — 122	1997 — \$188,986 — 123	
1984 — \$73,567 — 80	1991 — \$117,549 — 125	1998 — \$ 56,467 — 202	

1999 Summary: Did not play PGA TOUR in 1999

Career Summary: Tournaments entered — 552; in money — 280; top—10 finishes — 29

Career Earnings: \$ 2,019,582

AUBREY, Emlyn (EM-lin AW-bree) Birthdate January 28, 1964 Birthplace Reading, PA Residence Bossier City, LA Height 6-2 Weight 190 Family Wife, Cindy; Adelade Louise (4/29/96) College Louisiana State University Special Interest Auto racing Turned Professional 1986 Q School 1989 Other Information Member of PGA TOUR in 1990-92, 1995-97 and 1999. Member of BUY.COM TOUR in 1993-94 and 1998. Played in 18 events on the PGA TOUR with three top-10 and three top-25 finishes in 1999. Started impressive streak of 10 consecutive rounds at or below par during first round of GTE Byron Nelson Classic in which he finished T7. Continued the streak on his way to a T8 finish at the Kemper Open. Posted a T9 in final start of the year at the Reno-Tahoe Open. Posted his lowest round of the year with 64 at the GTE Byron Nelson Classic (first round) and FedEx St. Jude Classic (second round). Won 1993 Miami Valley Open and 1998 Wichita Open on BUY.COM TOUR. Final-round 5-under-par 67 led way to career-best PGA TOUR finish, tie for second in 1996 Greater Vancouver Open. Won 1989 Philippines Open and 1994 Indian Open on Asian Tour. Three-time winner (1982-84) of Pennsylvania State Public Links Championship. Attends a number of auto racing schools each year and has participated in races. Wife Cindy caddied for him prior to the birth of their daughter.



Exempt Status: Special Medical Extension

Best-Ever Finish: T2—1996 Greater Vancouver Open.

Money And Position:			
1988 — \$ 0	1992 — \$ 58,087 — 167	1996 — \$296,005 — 74	
1989 — \$ 9,007 — 215	1993 — \$ 18,125 — 220	1997 — \$ 70,383 — 184	
1990 — \$122,329 — 126	1994 — \$ 3,802 — 289	1999 — \$290,806 — 136	
1991 — \$ 91,257 — 139	1995 — \$137,020 — 140		

Best 1999 Finish: T7—GTE Byron Nelson Classic.

1999 Summary: Tournaments entered — 18; in money — 10; top—10 finishes — 3

Career Summary: Tournaments entered — 187; in money — 100; top—10 finishes — 8

Career Earnings: \$ 1,096,820

B

BARR, Dave Birthdate March 1, 1952 Birthplace Kelowna, British Columbia Residence Richmond, BC Height 6-1 Weight 210 Family Wife, Lu Ann; Brent Jason (10/11/80), Teryn Amber (4/13/83) College Oral Roberts University Special Interest Hockey Turned Professional 1974 Q School Fall 1977, 1996 Other Information 1997 season cut short due to back surgery. Member of 13 Canadian World Cup teams (1977-78, 1982-85, 1987-91, 1993-94). Winner of 1983 World Cup individual title, 1985 team title with Dan Halldorson. Nine-time member of Canadian Dunhill Cup team (1985-89, 1991, 1993-95); captain of winning 1994 squad, which included Rick Gibson and Ray Stewart. Member of 1972 Canadian World Amateur Team. Four-time winner Canadian Order of Merit (1977, 1985-86, 1988). Winner of eight SCORE awards as Canada's top player. Winner of 12 tournaments on Canadian Tour.



Exempt Status: Past Champion

Playoff Record: 1-2

PGA TOUR Victories: 2 — 1981 Quad Cities Open, 1987 Georgia-Pacific Atlanta.

Money And Position:			
1978 — \$ 11,897 — 134	1985 — \$126,177 — 65	1992 — \$118,859 — 119	
1979 — \$ 13,022 — 142	1986 — \$122,181 — 70	1993 — \$179,264 — 96	
1980 — \$ 14,664 — 145	1987 — \$202,241 — 54	1994 — \$314,885 — 53	
1981 — \$ 46,214 — 91	1988 — \$291,244 — 33	1995 — \$118,218 — 147	
1982 — \$ 12,474 — 169	1989 — \$190,480 — 75	1996 — \$ 31,810 — 217	
1983 — \$ 52,800 — 97	1990 — \$197,979 — 80	1997 — \$ 5,400 — 300	
1984 — \$113,336 — 62	1991 — \$144,389 — 108	1998 — \$ 44,131 — 209	
		1999 — \$ 5,375 — 317	

Best 1999 Finish: T61—BellSouth Classic.

1999 Summary: Tournaments entered — 5; in money — 1; top—10 finishes — 0

Career Summary: Tournaments entered — 511; in money — 313; top—10 finishes — 37

Career Earnings: \$ 2,357,039

OTHER PROMINENT MEMBERS OF THE PGA TOUR

BATES, Ben Birthdate June 12, 1961 Birthplace Quincy, FL Residence Havana, FL; plays out of Havana CC Height 6-0 Weight 195 Family Single College Troy State Special Interests Football, fishing Turned Professional 1984 Q School 1997, 1999 Other Information Finished 165th on the PGA TOUR official money list with \$176,919 last year. Forced to participate in 1999 PGA TOUR Qualifying Tournament and finished tied for second to maintain his playing privileges for third consecutive year. Played in 35 events in 1999, making 16 cuts. Posted a career-low 62 in the opening round of the Greater Milwaukee Open on his way to a tenth-place tie, his lone top-10 finish of the year and the second of his career. Best career finish is a T8 showing at the 1998 Buick Challenge.



Exempt Status: 5th at 1999 PGA TOUR Qualifying Tournament

Best—Ever Finish: T8—1998 Buick Challenge.

Money And Position: 1985 — \$ 0 1998 — \$ 260,225 — 112 1999 — \$ 176,919 — 165
1986 — \$432 — 299

Best 1999 Finish: T10—Greater Milwaukee Open.

1999 Summary: Tournaments entered — 35; in money — 16; top—10 finishes — 1

Career Summary: Tournaments entered — 68; in money — 39; top—10 finishes — 2

Career Earnings: \$437,576

BEAN, Andy Birthdate March 13, 1953 Birthplace Lafayette, GA Residence Lakeland, FL Height 6-4 Weight 230 Family Wife, Debbie; Lauren Ashley (4/17/82), Lindsey Ann (8/10/84), Jordan Alise (11/19/85) College University of Florida Special Interests Hunting, fishing Turned Professional 1975 Q School Fall 1975 Other Information Member 1979 and 1987 Ryder Cup teams, also 1984 U.S. vs. Japan. Low round of career third-round 61 en route to winning 1979 Atlanta Classic. Had outstanding amateur career, winning 1974 Eastern and Falstaff Amateurs and 1975 Dixie and Western Amateurs. All-American at University of Florida. Winner 1978 Dunlop Phoenix (Japan).



Exempt Status: Past Champion

Playoff Record: 3-3

PGA TOUR Victories: 11 — 1977 Doral-Eastern Open. 1978 Kemper Open, Danny Thomas Memphis Classic, Western Open. 1979 Atlanta Classic. 1980 Hawaiian Open. 1981 Bay Hill Classic. 1982 Doral-Eastern Open. 1984 Greater Greensboro Open. 1986 Doral-Eastern Open, Byron Nelson Golf Classic.

Money And Position: 1976 — \$ 10,761 — 139 1984 — \$422,995 — 3 1992 — \$30,798 — 195
1977 — \$127,312 — 12 1985 — \$190,871 — 33 1993 — \$37,292 — 191
1978 — \$267,241 — 3 1986 — \$491,938 — 4 1994 — \$ 8,810 — 253
1979 — \$208,253 — 7 1987 — \$ 73,808 — 120 1995 — \$ 7,405 — 277
1980 — \$269,033 — 4 1988 — \$ 48,961 — 149 1996 — \$80,849 — 177
1981 — \$105,755 — 35 1989 — \$236,097 — 58 1997 — \$28,219 — 231
1982 — \$208,627 — 15 1990 — \$129,669 — 119 1998 — \$48,964 — 204
1983 — \$181,246 — 24 1991 — \$193,609 — 88 1999 — \$33,200 — 237

Best 1999 Finish: T19—Doral—Ryder Open.

1999 Summary: Tournaments entered — 12; in money — 3; top—10 finishes — 0

Career Summary: Tournaments entered — 554; in money — 335; top—10 finishes — 102

Career Earnings: \$ 3,441,712

BECK, Chip Birthdate September 12, 1956 Birthplace Fayetteville, NC Residence Lake Forest, IL; plays out of the Merit Club, Libertyville, IL Height 5-10 Weight 170 Family Wife, Karen; Charles (11/12/83), Elizabeth (3/16/87), Mary Catherine (7/7/90), Anne Marie (5/28/92), John (5/17/93), Carl Henry (10/30/95) College University of Georgia Special Interests Landscaping, water skiing, paddle tennis Turned Professional 1978 Q School 1978 Other Information Winner of four career PGA TOUR events. Played in 28 events and made nine cuts, including three top-25 finishes, in 1999. After missing the cut or withdrawing in 17 of his first 20 events last year, finished in the money in six of last eight official events, including his season-best T12 finish at the B.C. Open. Best round of the year was a 66 on the final day of the John Deere Classic. Recorded the second 59 in PGA TOUR history in the third round of the 1991 Las Vegas Invitational. Had long dry spell from 1997-98 in which he missed 47 consecutive cuts before breaking that streak at the 1998 Greater Milwaukee Open.



Exempt Status: Past Champion

PGA TOUR Victories: 4—1988 Los Angeles Open Presented by Nissan, USF&G Classic. 1990 Buick Open. 1992 Freeport-McMoRan Golf Classic.

Money And Position: 1979 — \$ 4,166 — 199 1986 — \$215,140 — 39 1993 — \$603,376 — 25
1980 — \$ 17,109 — 134 1987 — \$523,003 — 9 1994 — \$281,131 — 68
1981 — \$ 30,034 — 112 1988 — \$916,818 — 2 1995 — \$170,081 — 111
1982 — \$ 57,608 — 78 1989 — \$694,087 — 9 1996 — \$228,127 — 98
1983 — \$149,909 — 33 1990 — \$571,816 — 17 1997 — \$ 10,653 — 267
1984 — \$177,289 — 34 1991 — \$578,535 — 16 1998 — \$ 10,866 — 272
1985 — \$ 76,038 — 97 1992 — \$689,704 — 17 1999 — \$137,423 — 178

Best 1999 Finish: T12—B.C. Open.

1999 Summary: Tournaments entered — 28; in money — 9; top—10 finishes — 0

Career Summary: Tournaments entered — 575; in money — 340; top—10 finishes — 80

Career Earnings: \$6,142,913

OTHER PROMINENT MEMBERS OF THE PGA TOUR

BECKMAN, Cameron Birthdate February 15, 1970 Birthplace Minneapolis, MN Residence San Antonio, TX Height 6-1 Weight 205 Family Wife, Jennifer College Texas Lutheran University (1993, Art) Special Interests Art, movies, time with friends Turned Professional 1993 Q School 1998, 1999 Other Information Posted three top-25 finishes in 28 PGA TOUR events in 1999. Shot season-low rounds of 66 at John Deere Classic and Reno-Tahoe Open. Shot four consecutive rounds at or below par at the Buick Challenge on the way to his best finish of T13 last year. Member of the BUY.COM TOUR in 1997 and 1998. Lone Star Tour Player of the Year in 1994. NAIA Individual Champion in 1991.



Exempt Status: 25th at 1999 PGA TOUR Qualifying Tournament

Best-Ever Finish: T38 — 1997 LaCantera Texas Open.

Money And Position: 1993 — \$ 0 1997 — \$5,185 — 305 1998 — \$ 0 1999 — \$147,036 — 172

Best 1999 Finish: T13—Buick Challenge.

1999 Summary: Tournaments entered — 28; in money — 12; top—10 finishes — 0

Career Summary: Tournaments entered — 31; in money — 13; top—10 finishes — 0

Career Earnings: \$ 152,221

BENGOCHEA, Aaron (Bengo-CHEE-a) Birthdate February 25, 1967 Birthplace San Francisco, CA Residence San Antonio, TX; plays out of Hyatt Hill CC Height 5-10 Weight 185 Family Wife, Kristin College University of the Pacific Special Interests Fishing, stock market, the ocean Turned Professional 1990 Q School 1999 Other Information Rookie on the PGA TOUR in 2000 who earned card on his sixth attempt after finishing T26 at the PGA TOUR Qualifying Tournament. Graduated from University of the Pacific with a degree in communications. Was a Hawaii state champion in soft tennis. Became interested in golf as a child following his dad around the course. Lists Seve Ballesteros as his golf hero.



Exempt Status: 28th at 1999 PGA TOUR Qualifying Tournament

1999 Summary: Did not play PGA TOUR in 1999

BLACKMAR, Phil Birthdate September 22, 1957 Birthplace San Diego, CA Residence Corpus Christi, TX Height 6-7 Weight 245 Family Wife, Carol; Kristin Ashley (3/21/84), Kelli Michelle (9/20/85), Philip James (5/9/88), Mark Fredrik (4/28/92) College University of Texas Special Interests Fishing Turned Professional 1980 Q School 1984, 1994 Other Information Winner of the 1985 Canon Sammy Davis, Jr.-Greater Hartford Open, 1988 Provident Classic and 1997 Shell Houston Open. 1999 earnings of \$261,853 was the second best single-season total of his career. Best showing of 1999 came at Canon Greater Hartford Open with a T9 finish, his only top-10 of the season. Opening round 64 at the FedEx St. Jude Classic was his lowest of the season. All three career PGA TOUR VICTORIES have come in playoffs. Has ranked in the top-100 10 times since his first full season on TOUR in 1985. Best finish at a major was T6 at the 1997 PGA Championship. Audited banks, drove a Coca-Cola truck and repaired golf clubs and sprinklers prior to turning to golf as a professional.



Exempt Status: Past Champion

PGA TOUR Victories: 3—1985 Canon Sammy Davis Jr. Greater Hartford Open. 1988 Provident Classic. 1997 Shell Houston Open.

Money And Position: 1984 — \$ 3,374 — 210 1990 — \$200,796 — 78 1996 — \$229,274 — 96
1985 — \$198,537 — 28 1991 — \$218,838 — 77 1997 — \$642,400 — 32
1986 — \$191,228 — 43 1992 — \$242,783 — 63 1998 — \$200,219 — 136
1987 — \$ 99,581 — 97 1993 — \$207,310 — 83 1999 — \$261,853 — 145
1988 — \$108,403 — 105 1994 — \$ 28,159 — 213
1989 — \$140,949 — 100 1995 — \$154,801 — 121

Best 1999 Finish: T9—Greater Greensboro Chrysler Classic.

1999 Summary: Tournaments entered — 28; in money — 17; top—10 finishes — 1

Career Summary: Tournaments entered — 420; in money — 228; top—10 finishes — 30

Career Earnings: \$ 3,128,506

BOROS, Guy (BORE-ohs) Birthdate September 4, 1964 Birthplace Ft. Lauderdale, FL Residence Pompano Beach, FL Height 6-1 Weight 240 Family Wife, Kim College University of Iowa Special Interest Fishing Turned Professional 1986 Q School 1993 Other Information Became first son of a PGA TOUR winner to win a TOUR title in 15 years when he won the inaugural Greater Vancouver Open in 1996. Won the 1989 Atlantic Classic and 1991 British Columbia Open while competing on the Canadian Tour. Led the Canadian Tour Order of Merit in 1991. Played four years on the Canadian Tour, two on the Australasian Tour and one on the BUY.COM TOUR. Finished 13th on the 1993 BUY.COM TOUR money list. Three-time All-Big Ten golfer at University of Iowa. Was competing in 1994 Southwestern Bell Colonial when he received word his father, two-time U.S. Open champion and Hall of Famer Julius Boros, had died. Caddied for his father for several years on TOUR.



Exempt Status: Past Champion

PGA TOUR Victories: 1 — 1996 Greater Vancouver Open.

Money And Position: 1990 — \$ 0 1995 — \$303,654 — 62 1998 — \$73,203 — 198
1991 — \$ 0 1996 — \$283,358 — 75 1999 — \$ 4,500 — 330
1994 — \$240,775 — 76 1997 — \$191,139 — 120

Best 1999 Finish: 80—Air Canada Championship.

1999 Summary: Tournaments entered — 5; in money — 1; top—10 finishes — 0

Career Summary: Tournaments entered — 164; in money — 75; top—10 finishes — 10

Career Earnings: \$1,096,630

OTHER PROMINENT MEMBERS OF THE PGA TOUR

BOWDEN, Craig Birthdate June 18, 1968 Birthplace Bedford, IN Residence Bloomington, IN; plays out of Bloomington CC Height 5-9 Weight 165 Family Wife, Bobbi College University of Indianapolis
Special Interests Fishing, hunting **Turned Professional** 1989 **Q School** 1996, 1999 **Other Information** Posted three top-10s, including a pair of runner-up finishes, as a member of the BUY.COM TOUR in 1999. Finished fifth at the Lakeland Classic, then tied for second at the Shreveport Open and again at the Utah Classic. Member of the PGA TOUR in 1997, when he made eight cuts in 21 tournament starts and had his career-best T23 finish at the Quad Cities Classic. Winner of the 1998 Miami Valley Open on the BUY.COM TOUR.
Exempt Status: 33rd at 1999 PGA TOUR Qualifying Tournament
Best-Ever Finish: T23—1997 Quad City Classic.
Money And Position: 1997 — \$40,118 — 218 1999 — \$ 0
Best 1999 Finish: Did not make a cut on 1999 PGA TOUR
1999 Summary: Tournaments entered — 1; in money — 0; top—10 finishes — 0
Career Summary: Tournaments entered — 22; in money — 8; top—10 finishes — 0
Career Earnings: \$40,118



BREHAUT, Jeff (BRAY-hoe) Birthdate June 13, 1963 Birthplace Mountain View, CA Residence Sunnyvale, CA, plays out of Los Altos Golf and CC Height 6-0 Weight 170 Family Wife, Hillary; Riley (9/19/94), Natalie Bailey (7/12/99) College: University of the Pacific (1986, Communications)
Special Interests Landscaping, home renovations, stock market, 49ers football **Turned Professional** 1986 **Q School** 1998, 1999 **Other Information:** Retained playing privileges with T19 showing at 1999 PGA TOUR Qualifying Tournament. Shot four consecutive sub-par rounds at the 1999 Westin Texas Open on his way to a season-best 13 under par performance and a T8 finish, his only top-10 of the year. Carded season-best 67 on five different occasions in 1999, most recently in first round of Las Vegas Invitational. Winner of two BUY.COM TOUR events since beginning play on that tour in 1993. First BUY.COM TOUR victory came in the 1995 Inland Empire Open. Is the only player to play in six BUY.COM TOUR Championships (1993-98). Named 1992 Golden State Tour Player of the Year after winning three times. Named BUY.COM TOUR Player of the Month for April 1997.
Exempt Status: 22nd at 1999 PGA TOUR Qualifying Tournament
Best-Ever Finish: T8—1999 Westin Texas Open.
Money And Position: 1999 — \$126,353 — 180
Best 1999 Finish: T8—Westin Texas Open.
1999 Summary: Tournaments entered — 28; in money — 12; top—10 finishes — 1
Career Summary: Tournaments entered — 28; in money — 12; top—10 finishes — 1
Career Earnings: \$126,353



BRIGGS, Danny Birthdate November 30, 1960 Birthplace Abilene, TX Residence Scottsdale, AZ, plays out of Desert Mountain Height 5-10 Weight 175 Family Wife, Kim; Sierra (12/31/86), Bailey (3/10/89), twins Alexa and Emma (6/28/91), Dallas Daniel (9/25/95) College Texas A&M University (1983, Parks and Recreation) **Special Interests** Music, hunting, fishing **Turned Professional** 1985 **Q School** 1985, 1987, 1998 **Other Information** Best PGA TOUR finish of 1999 was T8 at the Doral-Ryder Open where he shot four consecutive rounds at or below par. Posted season-best low round of 64 during the second day of the FedEx St. Jude Classic on the way to a T25 finish. Will be playing on the 2000 PGA TOUR after receiving a special medical extension. Member of BUY.COM TOUR in 1991, 1993-96 and 1998, member of the PGA TOUR in 1986, 1988 and 1999. Career-best BUY.COM TOUR finish is second place at 1993 BUY.COM TOUR Championship, along with ties for second in the 1994 Central Georgia Open and 1995 Inland Empire Open. Top PGA TOUR finish was a tie for third at the 1986 Tallahassee Open. Three-time All-American at Texas A&M. Winner of 1995 Arizona State Open.
Exempt Status: Special Medical Extension
Best-Ever Finish: T3—1986 Tallahassee Open.
Money And Position: 1985 — \$ 0 1988 — \$11,417 — 211 1995 — \$ 46,415 — 207
1986 — \$35,308 — 156 1991 — \$ 0 1996 — \$ 3,720 — 334
1987 — \$ 4,713 — 228 1992 — \$ 2,265 — 293 1997 — \$ 0
1999 — \$182,245 — 161
Best 1999 Finish: T8—Doral-Ryder Open.
1999 Summary: Tournaments entered — 24; in money — 15; top—10 finishes — 1
Career Summary: Tournaments entered — 95; in money — 42; top—10 finishes — 3
Career Earnings: \$286,083



BRITTON, Bill Birthdate November 13, 1955 Birthplace Staten Island, NY Residence Rumson, NJ; plays out of Shore Oaks GC Height 5-7 Weight 140 Family Wife, Isabelle; Kevin (1/2/90), Caitlin (2/27/91), Ashley (2/16/94), Claire (4/17/96) College University of Florida **Special Interest** Reading **Turned Professional** 1979 **Q School** Spring 1980, 1986, 1987, 1994 **Other Information** Winner 1979 Metropolitan Open, 1975-76 Metropolitan Amateur Championships. Won 1975 National Junior College Championship. Lost playoff to Hal Sutton at 1982 Walt Disney/Oldsmobile Classic. Lone TOUR victory came in 1989 Centel Classic. Low round of career is a 63, which he has posted several times.
Exempt Status: Past Champion
PGA TOUR Victories: 1 — 1989 Centel Classic
Money And Position: 1980 — \$ 9,022 — 174 1987 — \$ 45,939 — 158 1993 — \$74,748 — 159
1981 — \$39,358 — 98 1988 — \$110,781 — 103 1994 — \$68,033 — 173
1982 — \$75,328 — 58 1989 — \$307,978 — 34 1995 — \$73,574 — 175
1983 — \$20,492 — 148 1990 — \$278,977 — 51 1996 — \$ 4,398 — 326
1984 — \$28,149 — 142 1991 — \$282,894 — 57 1997 — \$ 0
1985 — \$ 3,245 — 215 1992 — \$391,700 — 36 1999 — \$ 0
Best 1999 Finish: Did not make a cut on 1999 PGA TOUR
1999 Summary: Tournaments entered — 1; in money — 0; top—10 finishes — 0
Career Summary: Tournaments entered — 413; in money — 223; top—10 finishes — 23
Career Earnings: \$1,814,615



OTHER PROMINENT MEMBERS OF THE PGA TOUR

BRYANT, Bart Birthdate November 18, 1962 Birthplace Gatesville, TX Residence Ocoee, FL Height 6-0 Weight 195 Family Wife, Cathy; Kristen (8/1/88), Michelle (1/11/94) College New Mexico State University Special Interests Spending time with friends Turned Professional 1986 Q-School 1990, 1994, 1999 Other Information Member of the PGA TOUR in 1991 and 1995-96. Posted three career top-10 and 14 top-25 finishes. Winner of 1984 UCLA Billy Bryant Invitational, 1983-84 Sun Country Amateur and 1988 Florida Open. Two-time All-American while at New Mexico State. Older brother Brad was a veteran PGA TOUR member until retiring following the 1999 season.



Exempt Status: 36th at 1999 PGA TOUR Qualifying Tournament

Best-Ever Finish: 7— 1991 Honda Classic.

Money And Position: 1986 — \$ 2,076 — 251 1992 — \$52,075 — 172 1995 — \$119,201 — 146
1987 — \$ 0 1993 — \$ 0 1996 — \$ 88,788 — 172
1991 — \$119,931 — 124 1994 — \$ 0

1999 Summary: Did not play PGA TOUR in 1999

Career Summary: Tournaments entered — 108; in money — 55; top—10 finishes — 3

Career Earnings: \$382,070

BUHA, Jason (Boo-ha) Birthdate February 6, 1975 Birthplace Dearborn, MI Residence Atlanta, GA; plays out of Crooked Creek GC Height 6-0 Weight 155 Family Wife, Ashley College Duke University Special Interests Fishing, skiing, reading Turned Professional 1997 Q School 1999 Other Information Rookie on the PGA TOUR this year. Played on the Hooters Tour in 1999, winning the Hooters Classic. Named second team All-American in 1996-97 at Duke University. Began interest in golf at the age of six when he would hit balls at the driving range along with his father.



Exempt Status: 34th at 1999 PGA TOUR Qualifying Tournament

BURNS, Bob Birthdate April 5, 1968 Birthplace Mission Hills, CA Residence Knoxville, TN Height 5-8 Weight 165 Family Wife, Hillary Anne College California State University-Northridge Special Interest Dog breeding Turned Professional 1991 Q School 1993, 1999 Other Information Had two top-25 finishes in 31 PGA TOUR events in 1999. Posted season-low rounds of 66 five times in 1999, the most recent coming in the third round of the Canon Greater Hartford Open. Member of the PGA TOUR from 1994-95 and in 1999 and the BUY.COM TOUR from 1992-93, 1996 and 1998. Best career finish was a T5 at the 1994 Buick Open. Has accomplished career-low round of 65 four times, most recently at the 1995 Bob Hope Chrysler Classic. Holder of two career BUY.COM TOUR VICTORIES (1998 Dominion Open, 1998 BUY.COM TOUR Championship). Winner of 1990 NCAA Division II Championship and an All-America selection that same year.



Exempt Status: 26th at 1999 PGA TOUR Qualifying Tournament

Best-Ever Finish: T5— 1994 Buick Classic.

Money And Position: 1992 — \$ 0 1995 — \$59,243 — 191 1999 — \$138,118 — 177
1994 — \$178,168 — 101

Best 1999 Finish: T18—Buick Invitational.

1999 Summary: Tournaments entered — 31; in money — 14; top—10 finishes — 0

Career Summary: Tournaments entered — 87; in money — 37; top—10 finishes — 3

Career Earnings: \$375,529

BURNS, George III Birthdate July 29, 1949 Birthplace Brooklyn, NY Residence Boynton Beach, FL Height 6-2 Weight 200 Family Wife, Irene; Kelly (4/2/76), Eileen (8/25/80) College University of Maryland Turned Professional 1975 Q School Fall 1975, 1990 Other Information Winner 1973 Canadian Amateur, 1974 Porter Cup, North and South Amateur, New York State Amateur. As professional won 1975 Scandinavian Open and 1975 Kerrygold (Ireland). Member 1975 Walker Cup team and 1975 World Amateur team. Winner of 1988 Chrysler Team Championship with Wayne Levi.



Exempt Status: Past Champion

Playoff Record: 0-2

PGA TOUR Victories: 4— 1980 Bing Crosby National Pro-Am. 1985 Bank of Boston Classic. 1987 Shearson Lehman Bros.-Andy Williams Open. Team Victory: 1979 Walt Disney World Team Championship (with Ben Crenshaw).

Money And Position: 1975 — \$ 6,345 — 153 1983 — \$ 62,371 — 83 1991 — \$ 0
1976 — \$ 85,733 — 30 1984 — \$167,848 — 37 1992 — \$6,864 — 254
1977 — \$102,026 — 25 1985 — \$223,352 — 21 1993 — \$2,550 — 298
1978 — \$ 71,498 — 38 1986 — \$ 77,474 — 112 1994 — \$ 0
1979 — \$107,830 — 33 1987 — \$216,257 — 45 1995 — \$2,463 — 332
1980 — \$219,928 — 7 1988 — \$ 30,130 — 174 1996 — \$3,456 — 339
1981 — \$105,395 — 37 1989 — \$ 5,646 — 230 1997 — \$5,618 — 297
1982 — \$181,864 — 18 1990 — \$ 96,443 — 139 1998 — \$ 0
1999 — \$ 0

Best 1999 Finish: Did not make a cut on 1999 PGA TOUR

1999 Summary: Tournaments entered — 4; in money — 0; top—10 finishes — 0

Career Summary: Tournaments entered — 493; in money — 310; top—10 finishes — 66

Career Earnings: \$1,781,090

OTHER PROMINENT MEMBERS OF THE PGA TOUR

BYRUM, Curt Birthdate December 28, 1958 Birthplace Onida, SD Residence Scottsdale, AZ; plays out of Desert Mountain GC Height 6-2 Weight 190 Family Wife, Cyndi; Christina Suzanne (10/13/90), Jake (6/11/92) College University of New Mexico Special Interest Sports Turned Professional 1982 Other Information Winning 1989 Hardee's Golf Classic, coupled with brother Tom's victory at Kemper Open seven weeks earlier, made Byrums the first brother pair to win on TOUR since Dave and Mike Hill (1972). Surgery on right elbow in 1992 caused a drop to 194th on TOUR money list. Finished 10th on 1993 BUY.COM TOUR money list to regain TOUR membership. Teamed with Bobby Nichols to win 1986 Showdown Classic at Jeremy Ranch. Four-time winner South Dakota State Junior, five-time winner South Dakota State Amateur.



Exempt Status: Past Champion

PGA TOUR Victories: 1 — 1989 Hardee's Golf Classic

Money And Position: 1982 — \$ 1,247 — 268 1988 — \$208,853 — 55 1995 — \$173,838 — 107
1983 — \$ 30,772 — 130 1989 — \$221,702 — 64 1996 — \$104,226 — 160
1984 — \$ 27,836 — 143 1990 — \$117,134 — 129 1997 — \$ 39,705 — 219
1985 — \$ 6,943 — 193 1991 — \$ 78,725 — 148 1998 — \$ 88,734 — 188
1986 — \$ 79,454 — 108 1992 — \$ 31,450 — 194 1999 — \$ 3,840 — 335
1987 — \$212,450 — 46 1994 — \$137,587 — 128

Best 1999 Finish: T73—John Deere Classic.

1999 Summary: Tournaments entered — 1; in money — 1; top—10 finishes — 0

Career Summary: Tournaments entered — 364; in money — 200; top—10 finishes — 19

Career Earnings: \$ 1,564,495

C

CALDWELL, Rex Birthdate May 5, 1950 Birthplace Everett, WA Residence San Antonio, TX Height 6-2 Weight 225 Family Wife, JoAnn College San Fernando Valley State Special Interests Basketball, jogging Turned Professional 1972 Other Information College Division All-American 1971-72. Winner 1978 California State Open. Winner 1983 World Cup team title with John Cook. Winner 1994 Alaska State Open. Shot final-round 60 in second stage of 1996 Qualifying Tournament but failed to advance.



Exempt Status: Past Champion

Playoff Record: 0-2

PGA TOUR Victories: 1 — 1983 LaJet Classic

Money And Position: 1975 — \$ 3,094 — 175 1983 — \$284,434 — 6 1991 — \$ 0
1976 — \$24,913 — 87 1984 — \$126,400 — 53 1992 — \$ 3,865 — 272
1977 — \$11,693 — 137 1985 — \$ 58,689 — 114 1993 — \$ 4,350 — 276
1978 — \$68,451 — 42 1986 — \$ 39,674 — 149 1994 — \$ 0
1979 — \$98,168 — 36 1987 — \$ 50,054 — 153 1995 — \$ 8,694 — 268
1980 — \$64,859 — 64 1988 — \$ 15,271 — 205 1996 — \$25,271 — 229
1981 — \$33,945 — 104 1989 — \$ 55,066 — 161 1997 — \$ 1,890 — 348
1982 — \$64,622 — 70 1990 — \$ 0 1998 — \$ 0

1999 Summary: Did not play PGA TOUR in 1999

Career Summary: Tournaments entered — 397; in money — 256; top—10 finishes — 36

Career Earnings: \$ 1,043,403

CARNEVALE, Mark (CAR-nuh-vale) Birthdate May 21, 1960 Birthplace Annapolis, MD Residence Ponte Vedra Beach, FL Height 6-2 Weight 238 Family Single College James Madison University Special Interests Music, travel, skiing, fly fishing Turned Professional 1983 Q School 1991 Other Information Played in 11 PGA TOUR events in 1999 with five cuts made, including a top-10 finish (T4) at the B.C. Open. Shot season-low 65 in third round of year at Bob Hope Chrysler Classic. Combined winning 1997 Inland Empire Open with nine other top-10 finishes to place second on BUY.COM TOUR money list. Led BUY.COM TOUR money list for 17 consecutive weeks in 1997, bettering Skip Kendall's 1996 streak of 12. PGA TOUR Rookie of the Year in 1992 after winning Chattanooga Classic and earning \$220,921. Winner of 1984 Virginia Open and 1990 Utah Open. Quit golf for a brief period during 1980s to work for brokerage firm. Father, Ben Carnevale, was longtime basketball coach at Navy, who also led the University of North Carolina to its first national championship basketball game in 1945.



Exempt Status: Past Champion

Playoff Record: 0-1

PGA TOUR Victories: 1 — 1992 Chattanooga Classic

Money And Position: 1983 — \$ 0 1988 — \$ 0 1994 — \$192,653 — 93
1984 — \$ 0 1989 — \$ 0 1995 — \$ 62,206 — 185
1985 — \$ 0 1991 — \$ 0 1996 — \$ 17,485 — 251
1986 — \$2,584 — 245 1992 — \$220,922 — 70 1997 — \$ 3,162 — 326
1987 — \$ 0 1993 — \$100,046 — 145 1998 — \$174,470 — 150
1999 — \$ 92,799 — 197

Best 1999 Finish: T4—B.C. Open.

1999 Summary: Tournaments entered — 11; in money — 5; top—10 finishes — 1

Career Summary: Tournaments entered — 189; in money — 80; top—10 finishes — 5

Career Earnings: \$866,327

OTHER PROMINENT MEMBERS OF THE PGA TOUR

CARON, Jason Birthdate July 25, 1972 Birthplace Hyannis, MA Residence Athens, GA Height 5-11 Weight 165 Family Single College Charleston Southern University Special Interests Fishing, hunting Turned Professional 1994 Q-School 1998, 1999 Other Information Rookie of the PGA TOUR in 2000. Won three events in seven weeks on the 1999 Hooters Tour to finish third on that tour's money list. Began his interest in golf at the age of eight.
Exempt Status: 37th at 1999 PGA TOUR Qualifying Tournament



CHOI, K.J. (as in CHOY) Birthdate September 5, 1970 Birthplace Seoul, Korea Residence Seoul, Korea Height 5-8 Weight 185 Family Wife, Kyunjung Kim; Hojun (5/9/97) Special Interest Watching movies Turned Professional 1994 Q School 1999 Other Information Rookie on the 2000 PGA TOUR by virtue of his T35 finish at the 1999 Qualifying School. Interest in golf grew after one of his high school teachers recommended he try the sport. Studied under David Pelz.
Exempt Status: 38th at 1999 PGA TOUR Qualifying Tournament



CLAAR, Brian (CLARE) Birthdate July 29, 1959 Birthplace Santa Monica, CA Residence The Woodlands, TX; plays out of The Woodlands CC Height 5-8 Weight 150 Family Wife, Tracy; Zackary (7/15/90), Cassidy (9/8/93) College University of Tampa (1981) Special Interests Fishing, following the Tampa Bay Bucs, flying Turned Professional 1981 Q School 1985, 1989 Other Information Bought own plane after earning pilot's license in March 1997. Received solo pilot's license in 1998. Named Rookie of the Year after finishing 75th on 1986 PGA TOUR money list. Led Asian Tour Order of Merit in 1989, when he won Hong Kong Open and Thailand Open. Knew he wanted to play the PGA TOUR by his junior year in college. Introduced to game by neighbor who saw him hitting golf balls with a baseball bat.



Exempt Status: Veteran Member

Best-Ever PGA TOUR Finish: T2 — 1991 AT&T Pebble Beach National Pro-Am

Money And Position:	1986 — \$117,355 — 75	1991 — \$251,309 — 67	1996 — \$165,511 — 127
	1987 — \$ 43,111 — 162	1992 — \$192,255 — 78	1997 — \$121,273 — 150
	1988 — \$ 30,276 — 172	1993 — \$202,624 — 85	1998 — \$161,630 — 158
	1989 — \$ 88,010 — 133	1994 — \$165,370 — 110	1999 — \$ 32,927 — 238
	1990 — \$161,356 — 98	1995 — \$241,107 — 75	

Best 1999 Finish: T39—AT&T Pebble Beach National Pro-Am.

1999 Summary: Tournaments entered — 7; in money — 4; top—10 finishes — 0

Career Summary: Tournaments entered — 342; in money — 216; top—10 finishes — 22

Career Earnings: \$ 1,974,115

CLAMPETT, Bobby (CLAM-pit) Birthdate April 22, 1960 Birthplace Monterey, CA Residence Cary, NC Height 5-10 Weight 171 Family Wife, Ann; Katelyn (10/30/87), Daniel (8/11/89), Michael (12/29/91) College Brigham Young University Special Interests Bible study, flying, snow skiing Turned Professional 1980 Q School 1990 Other Information Active in golf course design. Winner 1978 and 1980 California State Amateurs. Low amateur 1978 U.S. Open. Winner 1978 World Amateur medal. Three-time All-American 1978-80. Two-time winner of Fred Haskins Award, presented to top collegiate player. Member of 1982 World Cup team. Returned to CBS commentary team in 1999.



Exempt Status: Past Champion

Playoff Record: 0-2

PGA TOUR Victories: 1—1982 Southern Open

Money And Position:	1980 — \$ 19,801 — 127	1987 — \$124,872 — 84	1994 — \$105,710 — 152
	1981 — \$184,710 — 14	1988 — \$ 88,067 — 118	1995 — \$ 5,472 — 299
	1982 — \$184,600 — 17	1989 — \$ 68,868 — 148	1996 — \$ 0
	1983 — \$ 86,575 — 64	1990 — \$ 29,268 — 194	1997 — \$ 10,092 — 272
	1984 — \$ 41,837 — 117	1991 — \$127,817 — 116	1998 — \$ 3,488 — 335
	1985 — \$ 81,121 — 94	1992 — \$ 29,175 — 199	
	1986 — \$ 97,178 — 87	1993 — \$112,293 — 131	

1999 Summary: Did not play PGA TOUR in 1999

Career Summary: Tournaments entered — 385; in money — 222; top—10 finishes — 33

Career Earnings: \$1,400,944

CLARK, Michael Birthdate May 4, 1969 Birthplace Kingsport, TN Residence Dalton, GA; plays out of Dalton Golf and CC Height 5-10 Weight 180 Family Wife, Ryndee; Austin (2/6/99) College Georgia Tech Special Interests Hunting, fly fishing Turned Professional 1992 Q School 1999 Other Information Posted eight top-10s and made 19 cuts in 26 events last year on the BUY.COM TOUR. Has won twice (1996 Olympia Open, 1998 Hershey Open) in four previous full seasons on the BUY.COM TOUR. College teammate of David Duval, Charlie Rymer, Tom Shaw, Jr. and Jimmy Johnston at Georgia Tech.



Money And Position: 1993 — \$ 0 1994 — \$ 0 1997 — \$ 0

Exempt Status: 11th at 1999 PGA TOUR Qualifying Tournament

1999 Summary: Did not play PGA TOUR in 1999

Career Summary: Tournaments entered — 3; in money — 0; top—10 finishes — 0

OTHER PROMINENT MEMBERS OF THE PGA TOUR

CLEARWATER, Keith Birthdate September 1, 1959 Birthplace Long Beach, CA Residence Orem, UT Height 6-0 Weight 195 Family Wife, Sue; Jennifer (3/8/85), Melissa (6/30/88), Nicholas (11/24/92), Amanda (7/12/94) College Brigham Young University Special Interests Family and church activities, home building, water sports, all sports Turned Professional 1982 Q School 1986 Other Information Named 1987 PGA TOUR Rookie of the Year after winning the Colonial National Invitation and Centel Classic. Victory at Colonial came after he recorded pair of 64s on a 36-hole Sunday. Winner of 1982 North and South Amateur and 1985 Alaska State Open. Member 1981 NCAA National Championship team at Brigham Young. Teammates at BYU included Rick Fehr, Richard Zokol and Bobby Clampett.



Exempt Status: Past Champion

PGA TOUR Victories: 2 — 1987 Colonial National Invitation, Centel Classic.

Money And Position:	1982 — \$ 0	1989 — \$ 87,490 — 136	1994 — \$203,549 — 90
	1983 — \$ 0	1990 — \$130,103 — 118	1995 — \$ 34,354 — 219
	1986 — \$ 2,221 — 248	1991 — \$239,727 — 69	1996 — \$137,617 — 139
	1987 — \$320,007 — 31	1992 — \$609,273 — 22	1997 — \$ 51,043 — 203
	1988 — \$ 82,876 — 127	1993 — \$348,763 — 44	1998 — \$ 18,465 — 249
			1999 — \$ 0

Best 1999 Finish: Did not make a cut on 1999 PGA TOUR

1999 Summary: Tournaments entered — 7; in money — 0; top-10 finishes — 0

Career Summary: Tournaments entered — 339; in money — 190; top-10 finishes — 27

Career Earnings: \$2,265,488

CLEMENTS, Lennie Birthdate January 20, 1957 Birthplace Cherry Point, NC Residence San Diego, CA Height 5-8 Weight 160 Family Wife, Jan; Elizabeth (11/19/83), Christopher (7/16/86) College San Diego State University Special Interests Family activities, all sports Turned Professional 1980 Q School 1992 Other Information Career-best season came in 1994, when he finished 39th on the money list. Began that year with top-10 finishes in five of his first seven starts. Career-best finish came during that streak when he tied for second in the Bob Hope Chrysler Classic. Led the PGA TOUR in Greens in Regulation in 1995. Won 1992 Greater Ozarks Open on the BUY.COM TOUR in playoff over Tommy Tolles and Ted Tryba. Won 1983 Sierra Nevada Open and 1988 Spalding Invitational. Two-time All-American at San Diego State University.



Exempt Status: Veteran Member

Best-Ever Finish: T2 — 1994 Bob Hope Chrysler Classic.

Money And Position:	1980 — \$ 1,695 — 240	1987 — \$124,989 — 83	1994 — \$416,880 — 39
	1981 — \$ 19,819 — 134	1988 — \$ 86,332 — 120	1995 — \$355,130 — 51
	1982 — \$ 44,796 — 99	1989 — \$ 69,399 — 147	1996 — \$325,166 — 63
	1983 — \$ 44,455 — 110	1990 — \$ 80,096 — 146	1997 — \$189,958 — 122
	1984 — \$ 25,712 — 146	1991 — \$ 62,827 — 163	1998 — \$ 99,839 — 182
	1985 — \$ 49,383 — 120	1992 — \$ 30,121 — 198	1999 — \$ 0
	1986 — \$112,642 — 79	1993 — \$141,526 — 113	

Best 1999 Finish: Did not make a cut on 1999 PGA TOUR

1999 Summary: Tournaments entered — 1; in money — 0; top-10 finishes — 0

Career Summary: Tournaments entered — 454; in money — 263; top-10 finishes — 36

Career Earnings: \$ 2,280,766

COCHRAN, Bobby Birthdate January 21, 1971 Birthplace Memphis, TN Residence Cordova, TN; plays out of Colonial CC Height 5-11 Weight 180 Family Wife, Ami; Bailey (12/26/97) College Florida State University Special Interests Hunting, fishing Turned Professional 1994 Q School 1995, 1999 Other Information Played on the BUY.COM TOUR in 1995, making one cut in 14 tournament starts. First-team All-American in 1994. Atlantic Coast Conference Player of the Year in 1994. Semi-finalist at the 1993 U.S. Amateur.



Exempt Status: 20th at 1999 PGA TOUR Qualifying Tournament

Money And Position: 1994 — \$ 0

1999 Summary: Did not play PGA TOUR in 1999

Career Summary: Tournaments entered — 1; in money — 0; top-10 finishes — 0

CURRY, Paul Birthdate May 5, 1961 Birthplace Colchester, Essex, England Residence Colne Valley, Essex, England Height 5-10 Weight 155 Family Wife, Michelle; Amy (1/2/89), Owen (1/7/93) Special Interest Soccer Turned Professional 1979 Q School 1998, 1999 Other Information Longtime player on the PGA European Tour who received his PGA TOUR playing card after finishing T30 at the 1999 PGA TOUR Qualifying Tournament. Lone European Tour victory came at 1994 Jersey European Airways Open.



Exempt Status: 32nd at 1999 PGA TOUR Qualifying Tournament

Money And Position: 1997 — \$ 0

1999 Summary: Did not play PGA TOUR in 1999

Career Summary: Tournaments entered — 1; in money — 0; top-10 finishes — 0

OTHER PROMINENT MEMBERS OF THE PGA TOUR

D

DAWSON, Marco Birthdate November 17, 1963 Birthplace Freising, Germany Residence Lakeland, FL; plays out of Grasslands Country Club Height 6-0 Weight 190 Family Single College Florida Southern Special Interests Fishing Turned Professional 1986 Q School 1991, 1992, 1994 Other Information Started the 1999 BUY.COM TOUR season with no status and took advantage of Monday qualifying to gain entrance into a number of tournaments. Made the most of his opportunity, finishing third on the BUY.COM TOUR money list with \$201,219 and posting 11 top-10 finishes, eight of which were in the top five, in 21 events. Led BUY.COM TOUR in scoring average (69.81), birdie average (4.27) and putting average (1.747) last year. Member of PGA TOUR from 1991-1997 with 11 career Top-10 finishes.



Exempt Status: 3rd on 1999 BUY.COM TOUR money list

Best-Ever Finish: 2—1995 Greater Milwaukee Open.

Money And Position: 1986 — \$ 2,080 — 249 1993 — \$120,462 — 124 1997 — \$100,110 — 168
1990 — \$ 2,154 — 272 1994 — \$121,025 — 139 1998 — \$ 3,173 — 340
1991 — \$ 96,756 — 137 1995 — \$261,214 — 71
1992 — \$113,464 — 123 1996 — \$261,661 — 82

1999 Summary: Did not play PGA TOUR in 1999

Career Summary: Tournaments entered — 207; in money — 107; top—10 finishes — 11

Career Earnings: \$1,082,098

DONALD, Mike Birthdate July 11, 1955 Birthplace Grand Rapids, MI Residence Hollywood, FL Height 5-11 Weight 200 Family Single College Georgia Southern University Turned Professional 1978 Q School Fall 1979 Other Information Winner 1984 JCPenney Classic with Vicki Alvarez. Teamed with Fred Couples to win 1990 Sazale Classic. Finished second to Hale Irwin in 1990 U.S. Open. Both shot 74 in playoff; on first sudden-death playoff hole in Open history, Irwin rolled in 10-foot birdie putt for win. Winner 1974 National Junior College Championship at Broward Community College and 1973 Florida Junior Championship.



Exempt Status: Past Champion

Playoff Record: 1-1

PGA TOUR Victories: 1 — 1989 Anheuser Busch Golf Classic

Money And Position: 1980 — \$ 12,365 — 155 1987 — \$137,734 — 79 1994 — \$119,065 — 141
1981 — \$ 50,665 — 85 1988 — \$118,509 — 96 1995 — \$ 5,760 — 297
1982 — \$ 39,967 — 103 1989 — \$430,232 — 22 1996 — \$ 7,829 — 292
1983 — \$ 72,343 — 73 1990 — \$348,328 — 36 1997 — \$ 4,685 — 308
1984 — \$146,324 — 46 1991 — \$ 88,248 — 142 1998 — \$ 7,590 — 296
1985 — \$ 91,888 — 85 1992 — \$117,252 — 120 1999 — \$ 7,472 — 302
1986 — \$108,772 — 82 1993 — \$ 51,313 — 183

Best 1999 Finish: T67—B.C. Open.

1999 Summary: Tournaments entered — 5; in money — 2; top—10 finishes — 0

Career Summary: Tournaments entered — 533; in money — 295; top—10 finishes — 31

Career Earnings: \$1,966,340

DUNAKEY, Doug (DUNN-uh-key) Birthdate July 7, 1963 Birthplace Waterloo, IA Residence Port Charlotte, FL Height 5-11 Weight 200 Family Wife, Donna; Nicholas (3/18/96) College California State University at Stanislaus (1987, English) Special Interests Fishing, music Turned Professional 1987 Joined TOUR 1999 Other Information Made the cut in 12 of 32 events played on the PGA TOUR in 1999. Posted one top-10 and four top-25 finishes last year. Best showing was a T3 at the Honda Classic in which he shot three sub-par rounds and earned his biggest payday of the year of \$124,800. Shot his lowest round of the year with a 64 in the third round of the COMPAQ Classic of New Orleans and eventually finished T12. Rocked the golf world by shooting 59 in the second round of the 1998 Miami Valley Open, matching Notah Begay III's BUY.COM TOUR record established three weeks earlier at Dominion Open. Three-putted final hole from 25 feet for his record-tying round, missing a chance for 58 from three feet. Finished second to Craig Bowden in the tournament. Following week, came back from two strokes down to win first career BUY.COM TOUR title at Cleveland Open. Was named June's BUY.COM TOUR Player of the Month for his efforts. He and his father started playing golf together at age five. Say his hero is Bruce Lietzke. Veteran of foreign tours play.



Exempt Status: 29th at 1999 PGA TOUR Qualifying Tournament

Best-Ever Finish: T3—1999 Honda Classic.

Money And Position: 1995 — \$2,309 — 338 1997 — \$ 0 1999 — \$298,069 — 133
1996 — \$2,030 — 371 1998 — \$6,045 — 303

Best 1999 Finish: T3—Honda Classic.

1999 Summary: Tournaments entered — 32; in money — 12; top—10 finishes — 1

Career Summary: Tournaments entered — 36; in money — 15; top—10 finishes — 1

Career Earnings: \$308,453

OTHER PROMINENT MEMBERS OF THE PGA TOUR

E

EDWARDS, Danny Birthdate June 14, 1951 Birthplace Ketchikan, AK Residence Paradise Valley, AZ Height 5-11 Weight 155 Family Wife, DeeAnn; Dmari (4/5/77), Dillon (11/7/91) College Oklahoma State University Special Interest Motorcycle riding Turned Professional 1973 Q School Fall 1974 Other Information 1972-73 All-American. Winner 1972 North and South Amateur. Member 1973 Walker Cup team. Low amateur 1973 British Open. Winner 1972-73 Big Eight Conference Championship, 1972 Southeastern Amateur, 1981 Toshiba Taiheiyō Masters. Founder and vice chairman of Royal Precision, Inc.



Exempt Status: Past Champion

Playoff Record: 1-0

PGA TOUR Victories: 5 — 1977 Greater Greensboro Open, 1982 Greater Greensboro Open, 1983 Miller High Life-QCO, 1985 Pensacola Open. Team Victory: 1980 Walt Disney World National Team Play (with David Edwards).

Money And Position:

1975 — \$ 27,302 — 80	1983 — \$104,942 — 54	1992 — \$10,852 — 237
1976 — \$ 25,860 — 85	1984 — \$ 54,472 — 102	1993 — \$ 1,557 — 323
1977 — \$ 96,811 — 28	1985 — \$206,891 — 25	1994 — \$ 0
1978 — \$ 55,343 — 61	1986 — \$126,139 — 67	1995 — \$ 0
1979 — \$ 21,238 — 120	1987 — \$146,688 — 75	1996 — \$ 0
1980 — \$ 73,196 — 59	1988 — \$ 36,637 — 160	1997 — \$ 2,688 — 338
1981 — \$ 66,567 — 67	1989 — \$ 12,917 — 205	1998 — \$ 4,422 — 318
1982 — \$124,018 — 29	1990 — \$ 8,343 — 240	1999 — \$ 0
	1991 — \$ 5,423 — 253	

Best 1999 Finish: Did not make a cut on 1999 PGA TOUR

1999 Summary: Tournaments entered — 7; in money — 0; top—10 finishes — 0

Career Summary: Tournaments entered — 414; in money — 265; top—10 finishes — 35

Career Earnings: \$ 1,212,304

EDWARDS, David Birthdate April 18, 1956 Birthplace Neosho, MO Residence Stillwater, OK; plays out of Karsten Creek GC Height 5-8 Weight 165 Family Wife, Jonnie; Rachel Leigh (12/21/85), Abby Grace (11/22/93) College Oklahoma State University Special Interests Cars, motorcycles, radio-controlled miniature cars, flying Turned Professional 1978 Q School Fall 1978 Other Information Had two top-25 finishes in 10 events entered on the PGA TOUR in 1999. Shot season-low 64 in the second round of the 1999 John Deere Classic and posted his best finish of T17 at the Michelob Championship. Owner of four PGA TOUR titles in his career, which began in 1979. Most recent victory came on his 37th birthday when he defeated David Frost by two strokes at the 1993 MCI Heritage Classic. Won the 1992 Memorial Tournament on the second hole of a playoff with Rick Fehr. Teamed with brother Danny for victory at 1980 Walt Disney World National Team Championship. First victory on his own came at 1984 Los Angeles Open, by two strokes over Jack Renner. Winner of 1978 NCAA Championship while at Oklahoma State.



Exempt Status: Past Champion

PGA TOUR Victories: 4 — 1980 Disney World Team, 1984 Los Angeles Open, 1992 Memorial Tournament, 1993 MCI Heritage Golf Classic.

Money And Position:

1979 — \$ 44,456 — 89	1986 — \$122,079 — 71	1993 — \$653,086 — 20
1980 — \$ 35,810 — 95	1987 — \$148,217 — 73	1994 — \$458,845 — 34
1981 — \$ 68,211 — 66	1988 — \$151,513 — 76	1995 — \$225,857 — 83
1982 — \$ 49,896 — 93	1989 — \$238,908 — 57	1996 — \$201,974 — 106
1983 — \$114,037 — 48	1990 — \$166,028 — 95	1997 — \$292,096 — 83
1984 — \$236,061 — 23	1991 — \$396,695 — 38	1998 — \$ 97,252 — 184
1985 — \$ 21,506 — 157	1992 — \$515,070 — 27	1999 — \$ 70,249 — 209

Best 1999 Finish: T17—Michelob Championship at Kingsmill.

1999 Summary: Tournaments entered — 10; in money — 5; top—10 finishes — 0

Career Summary: Tournaments entered — 483; in money — 320; top—10 finishes — 65

Career Earnings: \$4,307,845

EDWARDS, JOEL Birthdate November 2, 1961 Birthplace Dallas, TX Residence Irving, TX Height 6-0 Weight 190 Family Wife, Rhonda; Tanner Grant (4/23/97) College North Texas State University Special Interests Music, movies, flying Turned Professional 1984 Q School 1988, 1989, 1990 Other Information Finished second on the 1999 BUY.COM TOUR money list with the second-best single-season winnings total of his career with \$213,937. Recorded first career victory at last year's Mississippi Gulf Coast Open to claim \$45,000, his biggest payday of 1999. Also had three runner-up and one third-place finish among his nine top-10s last year. Posted a career-best 62 in the opening round of the 1999 Omaha Classic, then matched it four events later in the third round of the Boise Open. A full-time member of the PGA TOUR from 1989-91 and 1993-97, his best career finish was a T2 at the 1992 B.C. Open.



Exempt Status: 2nd on 1999 BUY.COM TOUR money list.

Best-Ever Finish: T2—1992 B.C. Open.

Money And Position:

1984 — \$ 0	1990 — \$109,809 — 132	1995 — \$114,285 — 149
1985 — \$ 0	1991 — \$106,820 — 131	1996 — \$248,450 — 90
1987 — \$ 0	1992 — \$107,264 — 126	1997 — \$114,856 — 158
1988 — \$ 0	1993 — \$150,623 — 106	1998 — \$ 0
1989 — \$46,851 — 167	1994 — \$139,141 — 127	

1999 Summary: Did not play PGA TOUR in 1999

Career Summary: Tournaments entered — 263; in money — 120; top—10 finishes — 10

Career Earnings: \$ 1,138,099

OTHER PROMINENT MEMBERS OF THE PGA TOUR

ELDER, Brad Birthdate March 17, 1975 Birthplace Tulsa, Oklahoma Residence Dallas, TX Height 6-3 Weight 180 Family Single College University of Texas Special Interest watching TV Turned Professional 1998 Joined TOUR 2000 Other Information Rookie on the PGA TOUR in 2000. Earned membership on PGA TOUR due to strong showing on BUY.COM TOUR last year in which he won the Wichita Open and the Inland Empire Open...Played in two events on the PGA TOUR in 1999, but failed to make the cut in either. Winner of 1998 Fred Haskins and Jack Nicklaus Awards as college player of the year.

Exempt Status: 11th on BUY.COM TOUR money list



F

FEHR, Rick (FAIR) Birthdate August 28, 1962 Birthplace Seattle, WA Residence Redmond, WA Height 5-11 Weight 175 Family Wife, Terri; J.D. (1/26/91), Mitchell (10/26/93), Travis (8/19/96) College Brigham Young University (1984, Finance) Special Interests Family, fishing Turned Professional 1984 Q School Fall 1985, 1998, 1999 Other Information Rounds of 66-69-66-69 at the 1999 FedEx St. Jude Classic produced a T6, his best finish since coming in as runner-up at the 1997 LaCantera Texas Open. Only other top-10 came at the Southern Farm Bureau Classic where he finished T7 after posting sub-par rounds of 72-70-66. Year's lowest score of 65 came in opening round of Greater Milwaukee Open. First reached PGA TOUR winner's circle at 1986 B.C. Open with a two-stroke victory over Larry Mize. Eight years later, defeated Craig Stadler and Fuzzy Zoeller by two strokes to win the 1994 Walt Disney World/Oldsmobile Classic. Low amateur at 1984 U.S. Open and Masters. Winner 1982 Western Amateur. Two-time All-American at Brigham Young. Vice president of business development for FirstTour Junior Golf.

Exempt Status: 18th at 1999 PGA TOUR Qualifying Tournament

PGA TOUR Victories: 2—1986 B.C. Open. 1994 Walt Disney World/Oldsmobile Classic.

Money And Position: 1985 — \$ 40,101 — 133 1990 — \$149,867 — 105 1995 — \$147,766 — 126
1986 — \$151,162 — 61 1991 — \$288,983 — 55 1996 — \$273,187 — 78
1987 — \$106,808 — 94 1992 — \$433,003 — 33 1997 — \$327,204 — 72
1988 — \$ 79,080 — 130 1993 — \$556,322 — 28 1998 — \$196,745 — 138
1989 — \$ 93,142 — 131 1994 — \$573,963 — 27 1999 — \$275,865 — 140

Best 1999 Finish: T6—FedEx St. Jude Classic.

1999 Summary: Tournaments entered — 26; in money — 12; top—10 finishes — 2

Career Summary: Tournaments entered — 366; in money — 224; top—10 finishes — 39

Career Earnings: \$3,693,198



FERGUS, Keith (FUR-gus) Birthdate March 3, 1954 Birthplace Temple, TX Residence Sugar Land, TX Height 6-2 Weight 200 Family Wife, Cindy; Steven (9/4/79), Laura (3/5/84) College University of Houston Special Interest Fishing Turned Professional 1976 Q School Fall 1976, 1995 Other Information After serving as golf coach at University of Houston from 1988-94, made return to competitive golf on 1994 BUY.COM TOUR, where he won Panama City Beach Classic and Boise Open. Three-time All-American at University of Houston (1974-76). Runner-up to Jay Haas for 1975 NCAA Championship. Started playing golf at age eight. Played football and basketball in high school, but enjoyed practicing golf more than the other sports.

Exempt Status: Past Champion

Playoff Record: 2-0

PGA TOUR Victories: 3—1981 Memorial Tournament. 1982 Georgia-Pacific Atlanta Classic. 1983 Bob Hope Desert Classic.

Money And Position: 1976 — \$ 645 — 246 1984 — \$ 78,758 — 78 1993 — \$ 0
1977 — \$ 29,558 — 85 1985 — \$136,352 — 60 1994 — \$ 16,749 — 231
1978 — \$ 55,773 — 59 1986 — \$ 45,548 — 142 1995 — \$146,359 — 130
1979 — \$ 97,045 — 37 1987 — \$ 4,033 — 234 1996 — \$164,640 — 129
1980 — \$119,614 — 33 1988 — \$ 2,002 — 275 1997 — \$ 96,055 — 170
1981 — \$150,792 — 21 1989 — \$ 0 1998 — \$ 77,098 — 194
1982 — \$122,265 — 30 1991 — \$ 2,532 — 276 1999 — \$ 17,644 — 262
1983 — \$155,922 — 31 1992 — \$ 0

Best 1999 Finish: T44—Bell Canadian Open.

1999 Summary: Tournaments entered — 7; in money — 3; top—10 finishes — 0

Career Summary: Tournaments entered — 373; in money — 269; top—10 finishes — 38

Career Earnings: \$1,519,385



FITZSIMONS, Pat (fit-SIGH-muns) Birthdate December 15, 1950 Birthplace Coos Bay, OR Residence San Diego, CA Height 5-11 Weight 172 Family Wife, Annette; John (9/27/82), Justin (7/15/84) Special Interests Music, hiking, dog (Lucy) Turned Professional 1971 Q School 1971, 1972, 1989 Other Information 1975 Golf Digest Most Improved Player. 1975 Oregon Professional Athlete of the Year. Winner 1969, 1977, 1981 Northwest Open and 1976, 1983 and 1985 Northwest PGA. Wife Annette was his inspiration to return to competitive golf.

Exempt Status: Past Champion

Money And Position: 1972 — \$ 2,901 — 198 1978 — \$1,429 — 222 1986 — \$ 0
1973 — \$14,668 — 114 1980 — \$2,602 — 222 1989 — \$ 756 — 297
1974 — \$ 7,888 — 141 1981 — \$ 875 — 275 1990 — \$2,080 — 276
1975 — \$86,182 — 20 1982 — \$ 597 — 293 1996 — \$2,240 — 368
1976 — \$19,596 — 105 1984 — \$ 0 1997 — \$ 0
1977 — \$11,728 — 136 1985 — \$ 0 1998 — \$ 0
1999 — \$ 0

Best 1999 Finish: Did not make a cut on 1999 PGA TOUR

1999 Summary: Tournaments entered — 1; in money — 0; top—10 finishes — 0

Career Summary: Tournaments entered — 106; in money — 69; top—10 finishes — 11

Career Earnings: \$153,542



OTHER PROMINENT MEMBERS OF THE PGA TOUR

FREEMAN, Robin Birthdate May 7, 1959 Birthplace St. Charles, MO Residence Palm Desert, CA Height 6-0 Weight 180 Family Wife, K.C.; Chase Kiner (6/20/93), Kyle Scott (8/8/95) College University of Central Oklahoma Special Interests Playing guitar, snow skiing, fast cars Turned Professional 1992 Q School 1988, 1991, 1992, 1993 Other Information Retained playing privileges with a T7 finish at the 1999 PGA TOUR Qualifying Tournament. Played in 29 PGA TOUR events, making 11 cuts. Shot season-best 66, first at the Bob Hope Chrysler Classic, then at Nissan Open. Only two-time medalist in PGA TOUR Qualifying Tournament history (1988, 1993). PGA TOUR member in 1989, 1992-97 and 1999. Career-best finish came in 1995 GTE Byron Nelson Classic, where he tied for second, three strokes behind winner Ernie Els. Took up golf at age 14 after fractured leg kept him from other sports. Worked as club professional for five years at Oak Tree and PGA West. Father-in-law is Baseball Hall of Famer Ralph Kiner.



Exempt Status: 9th at 1999 PGA TOUR Qualifying Tournament

Best Career PGA TOUR Finish: T2 — 1995 GTE Byron Nelson Classic

Money And Position: 1983 — \$ 0 1992 — \$101,642 — 128 1996 — \$133,605 — 144
1988 — \$ 1,508 — 289 1993 — \$ 92,096 — 148 1997 — \$135,702 — 147
1989 — \$26,517 — 188 1994 — \$177,044 — 103 1998 — \$ 32,960 — 226
1990 — \$ 0 1995 — \$283,756 — 68 1999 — \$ 62,495 — 219

Best 1999 Finish: T38—Westin Texas Open.

1999 Summary: Tournaments entered — 29; in money — 11; top—10 finishes — 0

Career Summary: Tournaments entered — 250; in money — 119; top—10 finishes — 9

Career Earnings: \$1,047,326

FRIEND, Bob Birthdate December 5, 1963 Birthplace Pittsburgh, PA Residence Pittsburgh, PA; plays out of Oakmont CC Height 5-8 Weight 180 Family Wife, Leslie; Charles Workman (9/18/95), Mary Elizabeth (11/3/97), Andrew (11/12/99) College Louisiana State University Special Interests Family, reading Turned Professional 1987 Q School 1997, 1999 Other Information Played in 38 PGA TOUR events with two top-25 finishes in 1999. Finished T17 at the 1999 Shell Houston Open and T23 at the Westin Texas Open. Low round for last season was a 65 on the opening day of the Buick Challenge. Lone international victory came at the 1998 Panama Open. All three career top-10 PGA TOUR finishes came in most lucrative year of 1998 when he posted a career-best second-place finish at the Bell Canadian, T7 at the Honda Classic and T6 at the GTE Byron Nelson Classic. Played South African Tour in 1988-89 and Canadian Tour in 1989. Son of former Pittsburgh Pirates pitcher Bob Friend.



Exempt Status: 31st at 1999 PGA TOUR Qualifying Tournament

Playoff Record: 0-1

Best-Ever Finish: 2—1998 Bell Canadian Open.

Money And Position: 1987 — \$ 0 1992 — \$93,337 — 137 1998 — \$492,189 — 57
1988 — \$ 0 1993 — \$ 5,647 — 265 1999 — \$170,982 — 166
1989 — \$ 0 1994 — \$ 0

Best 1999 Finish: T17—Shell Houston Open.

1999 Summary: Tournaments entered — 38; in money — 19; top—10 finishes — 0

Career Summary: Tournaments entered — 115; in money — 55; top—10 finishes — 3

Career Earnings: \$762,155

FRYATT, Edward Birthdate April 8, 1971 Birthplace Rochdale, England Residence Las Vegas, NV Height 6'4" Weight 190 Family Wife, Michelle College University of Nevada—Las Vegas Special Interests All sports Turned Professional 1994 Joined TOUR 2000 Other Information Finished fifth on the 1999 BUY.COM TOUR money list with \$186,356. Posted 10 top-10s, including his first career U.S. victory at the 1999 Hershey Open. Finished second on the 1998 Omega Tour Order of Merit after winning the China Open and Malaysian Open that year. Also won the 1997 India Open and the 1996 Indonesian Open. Enjoyed limited success as a member of the 1995 BUY.COM TOUR, finishing 80th on the money list with \$23,347 in earnings. Has played in five PGA TOUR events, making three cuts, including a T11 finish at the 1997 Las Vegas Invitational. Three-time All-America selection at UNLV.



Exempt Status: 5th on 1999 BUY.COM TOUR money list

Best-Ever Finish: T11— 1997 Las Vegas Invitational.

Money And Position: 1994 — \$ 0 1998 — \$9,240 — 281 1999 — \$17,375 — 264
1997 — \$65,574 — 192

Best 1999 Finish: T28—Las Vegas Invitational.

1999 Summary: Tournaments entered — 1; in money — 1; top—10 finishes — 0

Career Summary: Tournaments entered — 6; in money — 4; top—10 finishes — 0

Career Earnings: \$92,189

G

GALLAGHER, Jeff Birthdate December 29, 1964 Birthplace Marion, IN Residence Henderson, NV Height 6-0 Weight 190 Family Wife, Kim; Allison Brooke (11/18/95), Meredith Forbes (6/23/98) College Ball State University Special Interests Family, hunting fishing Turned Professional 1988 Q School 1997 Other Information Tied for ninth at the Southern Farm Bureau Classic for only top-10 of 1999. Established career mark for low round with a 62 during the second round at the GTE Byron Nelson Classic on his way to an eventual T18 finish. Best year on PGA TOUR was 1998 when he finished 113th on the money list with \$259,769. Best career finish at a PGA TOUR event was a T8 at the 1998 Nissan Open. Winner of one BUY.COM TOUR victory at the 1991 Cleveland Open. Brother of PGA TOUR member Jim Gallagher, Jr and LPGA member Jackie Gallagher-Smith.



Exempt Status: 156th on 1999 PGA TOUR money list

Best-Ever Finish: T6—1998 Nissan Open.

Money And Position: 1989 — \$ 0 1996 — \$114,001 — 157 1998 — \$259,769 — 113
1994 — \$ 0 1997 — \$ 3,376 — 320 1999 — \$189,847 — 156

Best 1999 Finish: T9—Southern Farm Bureau Classic.

1999 Summary: Tournaments entered — 34; in money — 12; top—10 finishes — 1

Career Summary: Tournaments entered — 98; in money — 42; top—10 finishes — 5

Career Earnings: \$566,993

OTHER PROMINENT MEMBERS OF THE PGA TOUR

GALLAGHER, Jim, Jr. Birthdate March 24, 1961 Birthplace Johnstown, PA Residence Greenwood, MS; plays out of Brickyard Crossing, Indianapolis, IN Height 6-0 Weight 195 Family Wife, Cissy; Mary Langdon (1/15/92), James Thomas III (12/1/93), Kathleen Meeks (7/20/96), Elizabeth Ruth (11/11/99) College University of Tennessee Special Interests Music, hunting, following family golf careers Turned Professional 1983 Q School Fall 1983, 1984 Other Information Five-time winner on the PGA TOUR. Victories include the 1990 Greater Milwaukee Open, 1993 Anheuser-Busch Golf Classic, 1993 THE TOUR Championship, 1995 Kmart Greater Greensboro Open and 1995 FedEx St. Jude Classic. Finished 179th on the PGA TOUR money list in 1999 with his best finish of T15 coming at the Honda Classic. Best round of 1999 was a 64 at the GTE Byron Nelson Classic. Posted multiple victories and surpassed \$1-million in season earnings in both 1993 and 1995. Best finish at a major was a tie for second at the 1992 PGA Championship. Member 1993 Ryder Cup and 1994 Presidents Cup teams. Brother, Jeff, is also a PGA TOUR member and sister Jackie Gallagher-Smith is an LPGA member.



Exempt Status: Past Champion

PGA TOUR Victories: 5 — 1990 Greater Milwaukee Open, 1993 Anheuser-Busch Golf Classic, THE TOUR Championship, 1995 Kmart Greater Greensboro Open, FedEx St. Jude Classic.

Money And Position:

1984 — \$ 22,249 — 148	1990 — \$ 476,706 — 25	1996 — \$277,740 — 76
1985 — \$ 19,061 — 159	1991 — \$ 570,627 — 18	1997 — \$137,654 — 145
1986 — \$ 79,967 — 107	1992 — \$ 638,314 — 19	1998 — \$153,992 — 161
1987 — \$ 39,402 — 166	1993 — \$1,078,870 — 4	1999 — \$131,758 — 179
1988 — \$ 83,766 — 124	1994 — \$ 325,976 — 51	
1989 — \$265,809 — 50	1995 — \$1,057,241 — 8	

Best 1999 Finish: T15—Honda Classic.

1999 Summary: Tournaments entered — 30; in money — 11; top-10 finishes — 0

Career Summary: Tournaments entered — 451; in money — 276; top-10 finishes — 47

Career Earnings: \$ 5,359,134

GAMEZ, Robert (GAM-ez) Birthdate July 21, 1968 Birthplace Las Vegas, NV Residence Las Vegas, NV Height 5-9 Weight 170 Family Single Special Interests Music, movies Turned Professional 1989 Q School 1989 Other Information Played in 19 PGA TOUR events in 1999 and made 11 cuts. His best finish was a T39 at the Greater Milwaukee Open. Injuries suffered in car accident at 1998 Kemper Open kept him out of action for more than a month. Won his first official start on PGA TOUR, capturing 1990 Northern Telecom Tucson Open by four strokes over Mark Calcavecchia. Two months later, electrified golf world by holing 7-iron shot from 176 yards for eagle-2 on 72nd hole of Nestle Invitational for one-stroke victory over Greg Norman. Two wins and \$461,407 in earnings led to PGA TOUR Rookie of the Year honors. Has finished runner-up six times since then. Winner of 1994 Casio World Open in Japan. Winner of 1989 Fred Haskins and Jack Nicklaus Awards as collegiate player of the year. Winner of 1989 Porter Cup. His annual charity tournament in Las Vegas benefits Robert Gamez Foundation. Brother Randy, who manages foundation, was caddie for both of Robert's victories.



Exempt Status: Past Champion

PGA TOUR Victories: 2 — 1990 Tucson Open, Nestle Invitational.

Money And Position:

1989 — \$ 4,827 — 237	1993 — \$236,458 — 70	1997 — \$283,434 — 86
1990 — \$461,407 — 27	1994 — \$380,353 — 44	1998 — \$ 76,148 — 195
1991 — \$280,349 — 59	1995 — \$206,588 — 89	1999 — \$ 71,236 — 208
1992 — \$215,648 — 72	1996 — \$249,227 — 89	

Best 1999 Finish: T39—Greater Milwaukee Open.

1999 Summary: Tournaments entered — 19; in money — 11; top-10 finishes — 0

Career Summary: Tournaments entered — 252; in money — 131; top-10 finishes — 24

Career Earnings: \$2,465,675

GARDNER, Buddy Birthdate August 24, 1955 Birthplace Montgomery, AL Residence Birmingham, AL Height 5-11 Weight 175 Family Wife, Susan; Brooke Marie (2/1/87), Payton Webb (12/2/89) College Auburn University Turned Professional 1977 Q School Fall 1977, 1978, 1982 Other Information Winner 1974-75 Alabama Amateurs and 1976 Dixie Amateur. 1977 All-American. Won 1990 Panama City Beach Classic in first BUY.COM TOUR start. Recorded back-to-back eagles, second a hole-in-one, in Round 1 of 1994 Walt Disney World/Oldsmobile Classic.



Exempt Status: Veteran Member

Playoff Record: 0-1

Best-Ever PGA TOUR Finish: 2 — 1984 Houston Coca-Cola Open, 1987 Big I Houston Open. T2 — 1979 Tucson Open, 1979 Anheuser-Busch Classic.

Money And Position:

1978 — \$ 5,637 — 172	1985 — \$121,809 — 67	1992 — \$113,394 — 124
1979 — \$ 71,468 — 56	1986 — \$ 92,006 — 91	1993 — \$ 13,722 — 232
1980 — \$ 30,907 — 104	1987 — \$173,047 — 60	1994 — \$ 37,609 — 201
1981 — \$ 14,635 — 153	1988 — \$130,859 — 91	1995 — \$ 5,622 — 298
1982 — \$ 6,214 — 201	1989 — \$135,488 — 103	1996 — \$ 2,616 — 353
1983 — \$ 56,529 — 91	1990 — \$159,737 — 99	1997 — \$ 0
1984 — \$118,945 — 55	1991 — \$201,700 — 83	

1999 Summary: Did not play PGA TOUR in 1999

Career Summary: Tournaments entered — 480; in money — 285; top-10 finishes — 24

Career Earnings: \$ 1,491,943

OTHER PROMINENT MEMBERS OF THE PGA TOUR

GAY, Brian Birthdate December 14, 1971 Birthplace Ft. Worth, TX Residence Orlando, FL Height 5-10 Weight 155 Family Wife, Kimberly; Makinley Kathryn (9/27/99) College University of Florida Special Interests Stock market, reading Turned Professional 1994 Q School 1999 Other Information Retained playing privileges with a T10 finish at the 1999 PGA TOUR Qualifying Tournament. In first career full PGA TOUR season, played in 26 events and made eight cuts in 1999. Best career PGA TOUR finish was a tie for 24th at the 1999 Reno-Tahoe Open. Member of the BUY.COM TOUR in 1998. Prior to 1999, had played in one PGA Tour event, the 1996 U.S. Open. Member of the 1993 U.S. Walker Cup team. Medalist at the 1993 U.S. Amateur Championship. Two-time All-America selection and a three-time All-SEC selection at the University of Florida. Only player to win the SEC Championship twice. SEC Freshman of the Year.
Exempt Status: 10th at 1999 PGA TOUR Qualifying Tournament
Best-Ever Finish: T24—1999 The Reno—Tahoe Open.
Money And Position: 1996 — \$ 0 1999 — \$ 74,329 — 206
Best 1999 Finish: T24—The Reno—Tahoe Open.
1999 Summary: Tournaments entered — 26; in money — 8; top—10 finishes — 0
Career Summary: Tournaments entered — 27; in money — 8; top—10 finishes — 0
Career Earnings: \$74,329



GIBSON, Kelly Birthdate May 2, 1964 Birthplace New Orleans, LA Residence New Orleans, LA Height 5-10 Weight 175 Family Single College Lamar University Special Interests Avid fan of New Orleans Saints football and New Orleans cuisine Turned Professional 1986 Q School 1991, 1994 Other Information Finished 13th on the BUY.COM TOUR money list with \$128,134. Member of BUY.COM TOUR in 1990-91 and 1999. Played on the PGA TOUR for seven consecutive seasons (1992-98), accumulating more than \$1.3 million in earnings before losing his card following the 1998 season after placing 139th on the official money list. Best career PGA TOUR finish was third-place tie at the 1996 Las Vegas Invitational. Two-time winner on the Canadian Tour. Executive committee member of the Classic Foundation of New Orleans.
Exempt Status: 13th on 1999 BUY.COM TOUR money list
Best-Ever Finish: T3— 1996 Las Vegas Invitational.
Money And Position: 1989 — \$ 502 — 298 1993 — \$148,003 — 110 1997 — \$267,230 — 92
 1990 — \$ 0 1994 — \$134,841 — 129 1998 — \$194,574 — 139
 1991 — \$ 2,140 — 288 1995 — \$173,425 — 109 1999 — \$ 38,105 — 233
 1992 — \$137,984 — 105 1996 — \$307,228 — 69
Best 1999 Finish: T39—Greater Milwaukee Open.
1999 Summary: Tournaments entered — 11; in money — 6; top—10 finishes — 0
Career Summary: Tournaments entered — 253; in money — 142; top—10 finishes — 9
Career Earnings: \$1,404,033



GILDER, Bob Birthdate December 31, 1950 Birthplace Corvallis, OR Residence Corvallis, OR Height 5-9 Weight 165 Family Wife, Peggy; Bryan (3/24/75), Cammy Lynn (6/10/77), Brent (3/3/81) College Arizona State University (1973, Business Administration) Special Interests All sports, car racing Turned Professional 1973 Q School Fall 1975, 1997 Other Information Win in 1976 Phoenix Open came in only second PGA TOUR start. Won 1974 New Zealand Open in playoff over Jack Newton and Bob Charles. Winner of 1988 Isuzu Kapalua International. Winner of three events on Japan Golf Tour: 1982 Bridgestone International, 1988 Acom Team title (with Doug Tewell) and 1990 Acom P.T. Fairway marker at Westchester CC commemorates third-round double eagle on his way to victory in 1982 Manufacturers Hanover Westchester Classic. Member 1982 USA vs. Japan Team and 1983 Ryder Cup Team.
Exempt Status: Past Champion **Playoff Record:** 1-0
PGA TOUR Victories: 6 — 1976 Phoenix Open, 1980 Canadian Open, 1982 Byron Nelson Classic, Manufacturers Hanover Westchester Classic, Bank of Boston Classic, 1983 Phoenix Open.
Money And Position: 1975 — \$ 905 — 220 1983 — \$139,125 — 39 1991 — \$251,683 — 66
 1976 — \$101,263 — 24 1984 — \$ 23,213 — 147 1992 — \$170,761 — 91
 1977 — \$ 36,844 — 72 1985 — \$ 47,152 — 123 1993 — \$148,496 — 108
 1978 — \$ 72,515 — 36 1986 — \$ 98,181 — 85 1994 — \$154,868 — 118
 1979 — \$134,428 — 22 1987 — \$ 94,310 — 100 1995 — \$139,361 — 138
 1980 — \$152,597 — 19 1988 — \$144,523 — 82 1996 — \$114,844 — 156
 1981 — \$ 74,756 — 60 1989 — \$187,910 — 78 1997 — \$ 13,590 — 254
 1982 — \$308,648 — 6 1990 — \$154,934 — 102 1998 — \$186,913 — 143
 1999 — \$ 10,052 — 289
Best 1999 Finish: T55—Greater Milwaukee Open.
1999 Summary: Tournaments entered — 12; in money — 2; top—10 finishes — 0
Career Summary: Tournaments entered — 630; in money — 412; top—10 finishes — 67
Career Earnings: \$ 2,961,872



OTHER PROMINENT MEMBERS OF THE PGA TOUR

GOGEL, Matt Birthdate February 9, 1971 Birthplace Denver, CO Residence Overland Park, KS Height 5-10 Weight 180 Family Wife, Blair College University of Kansas Special Interest Travel Turned Professional 1994 Joined TOUR 2000 Other Information Finished seventh on the BUY.COM TOUR money list to earn his PGA TOUR card after consecutive near-misses the past two years in which he finished 19th and 16th, respectively. Recorded \$180,173 in earnings in 1999 thanks to wins at the Louisiana Open and Cleveland Open. Those wins gave him six career BUY.COM TOUR victories, which tied Sean Murphy for the record. First player in BUY.COM TOUR history to win in four consecutive years (1996-99). Only three career PGA TOUR starts came at the 1992 (Amateur-cut), 1995 (T51) and 1997 (cut) U.S. Opens.



Exempt Status: 7th on 1999 BUY.COM TOUR money list

Best-Ever Finish: T51—1995 U.S. Open Championship.

Money And Position: 1995 — \$5,843 — 296

1997 — \$ 0

1999 Summary: Did not play PGA TOUR in 1999

Career Summary: Tournaments entered — 1; in money — 0; top—10 finishes — 0

GOGGIN, Mathew Birthdate June 13, 1974 Birthplace Hobart, Tasmania, Australia Residence Hobart, Tasmania, Australia Height 6-0 Weight 185 Family Single Special Interests Guitar, music, movies Turned Professional 1995 Joined TOUR 2000 Other Information Won two events in his rookie season on the BUY.COM TOUR last year (Lehigh Valley Open, Omaha Classic). Missed the cut at the 1998 Sprint International, his only previous PGA TOUR experience. Enjoyed most of his professional success on the European and Australasian Tours. Won the 1998 Australasian Tour Championship with a birdie on the first playoff hole and finished second in the Australian Masters that same year. Won the 1996 Dutch Open on European Tour's Challenge Tour. Named 1995 Amateur of the Year in Australia, following in the footsteps of his mother, a three-time Australasian Amateur champion.



Exempt Status: 4th on 1999 BUY.COM TOUR money list

1999 Summary: Did not play PGA TOUR in 1999

GONZALEZ, Ernie Birthdate February 19, 1961 Birthplace San Diego, CA Residence Davenport, FL Height 5-9 Weight 195 Family Wife, Judy; David (6/2/92) College United States International University Special Interest All sports Turned Professional 1983 Q School 1984, 1985, 1989 Other Information Winner 1981, 1982 San Diego County Amateur Match Play Championships; 1983 San Diego County Open (as amateur); 1984-1985 Queen Mary Open. One of only six left-handers to win on PGA TOUR (Sam Adams, Bob Charles, Russ Cochran, Phil Mickelson, Mike Weir).



Exempt Status: Past Champion

PGA TOUR Victories: 1 — 1986 Pensacola Open

1985 — \$ 12,729 — 171	1990 — \$13,540 — 221	1995 — \$4,227 — 309
1986 — \$124,548 — 68	1991 — \$ 5,550 — 252	1996 — \$ 0
1987 — \$ 48,503 — 154	1992 — \$ 5,485 — 262	1997 — \$ 0
1988 — \$ 14,135 — 207	1993 — \$ 2,175 — 310	1998 — \$ 0
1989 — \$ 13,840 — 203	1994 — \$16,860 — 230	1999 — \$ 0

Best 1999 Finish: Did not make a cut on 1999 PGA TOUR

1999 Summary: Tournaments entered — 1; in money — 0; top—10 finishes — 0

Career Summary: Tournaments entered — 171; in money — 66; top—10 finishes — 3

Career Earnings: \$261,592

GOTSCHKE, Steve (Got-CHEE) Birthdate August 24, 1961 Birthplace Wakeeney, KS Residence Great Bend, KS Height 6-2 Weight 195 Family Wife, Linda; Adam (9/23/85), Ryan (7/16/90) College University of Nebraska Special Interests Reading, bass fishing Turned Professional 1984 Q-School 1993, 1994? Other Information Finished in 15th place on the BUY.COM TOUR money list with \$118,638. Captured his first career title in 1999 at the Monterrey Open, then followed up with a second victory at the Upstate Classic. Prior to 1999, had never broken the top-100 in money earning. Played two years on the PGA TOUR (1994-95) with his best finish coming at the 1995 New England Classic where he finished in fifth position, his lone top-10 in 56 PGA TOUR appearances.



Exempt Status: 15th on 1999 BUY.COM TOUR money list

Best-Ever Finish: 5—1994 New England Classic.

1985 — \$ 0	1991 — \$5,165 — 255	1994 — \$59,227 — 182
1986 — \$ 0	1992 — \$ 0	1995 — \$70,425 — 177
1987 — \$ 0	1993 — \$5,657 — 264	1996 — \$14,071 — 257

1999 Summary: Did not play PGA TOUR in 1999

Career Summary: Tournaments entered — 56; in money — 24; top—10 finishes — 1

Career Earnings: \$154,544

GOVE, Jeff Birthdate May 28, 1971 Birthplace Seattle, WA Residence Seattle, WA Height 6-2 Weight 180 Family Single College Pepperdine University Special Interests All sports, reading, movies Turned Professional 1994 Joined TOUR 2000 Other Information Finished 12th on the 1999 BUY.COM TOUR official money list with \$129,692 and won his second career BUY.COM TOUR event at the Knoxville Open. Joined the BUY.COM TOUR in 1995 and won the Tri-Cities Open that same year. Never finished lower than 60th on the money list in five BUY.COM TOUR seasons (1995-99). His uncle, Mike Gove, played on the PGA TOUR from 1980-86.



Exempt Status: 12th on 1999 BUY.COM TOUR money list

1999 Summary: Did not play PGA TOUR in 1999

OTHER PROMINENT MEMBERS OF THE PGA TOUR

GREEN, Jimmy Birthdate August 6, 1969 Birthplace Meridian, MS Residence Daphne, AL Height 5-10 Weight 155 Family Wife, Kelley; Abbey (8/25/89), Jimmy (1/4/94), Will (7/1/98) College Auburn University (1992, Education) Special Interests Family, fishing Turned Professional 1992 Q School 1996 Other Information Member of the PGA TOUR in 1997 and 1999 and BUY.COM TOUR in 1996 and 1998. Tied for seventh place in his first tournament of the year at the Sony Open for his lone top-10 of 1999 and his best career finish. Carded season-best 64 at the FedEx St. Jude Classic, but missed the cut after shooting a 76 the following day. BUY.COM TOUR highlights include an 11-under-par 60 in the 1998 Carolina Classic and a victory at the 1996 Buffalo Open. Winner of 1990 Southeastern Conference Championship.



Exempt Status: 19th at 1999 PGA TOUR Qualifying Tournament

Best-Ever Finish: T7—1999 Sony Open in Hawaii

Money And Position: 1993 — \$ 0 1995 — \$ 3,162 — 317 1998 — \$ 0
1994 — \$ 0 1997 — \$61,153 — 197 1999 — \$152,091 — 171

Best 1999 Finish: T7—Sony Open in Hawaii.

1999 Summary: Tournaments entered — 28; in money — 10; top—10 finishes — 1

Career Summary: Tournaments entered — 64; in money — 23; top—10 finishes — 1

Career Earnings: \$216,406

GREEN, Ken Birthdate July 23, 1958 Birthplace Danbury, CT Residence West Palm Beach, FL; plays out of Breakers West Height 5-10 Weight 175 Family Kenny (12/19/81), Hunter (9/30/88) College Palm Beach Junior College Special Interests Bowling, platform tennis Turned Professional 1979 Q School Fall 1981, 1982, 1984 Other Information Member of PGA TOUR since 1982. Winner of 1985 and 1992 Connecticut Opens, 1985 King Hassan Open (Morocco), 1988 Dunlop Phoenix and 1990 Hong Kong Open. Member of 1989 Ryder Cup team. Started playing golf at age 12 in Honduras, where father was principal of the American School and only sports choices were golf or soccer. Once described by Johnny Miller as best fairway wood player in game. An avid bowler who rolled 300 game in Sept. 1996.



Exempt Status: Past Champion

Playoff Record: 2-3

PGA TOUR Victories: 5—1985 Buick Open, 1986 The International, 1988 Canadian Open, Greater Milwaukee Open, 1989 KMart Greater Greensboro Open.

Money And Position: 1982 — \$ 11,899 — 170 1988 — \$779,181 — 4 1994 — \$155,156 — 116
1983 — \$ 40,263 — 114 1989 — \$304,754 — 37 1995 — \$173,577 — 108
1984 — \$ 20,160 — 156 1990 — \$267,172 — 54 1996 — \$161,663 — 133
1985 — \$151,355 — 52 1991 — \$263,034 — 65 1997 — \$ 59,602 — 198
1986 — \$317,835 — 16 1992 — \$360,397 — 41 1998 — \$ 16,858 — 253
1987 — \$273,271 — 36 1993 — \$229,750 — 75 1999 — \$ 19,922 — 257

Best 1999 Finish: T37—Bell Canadian Open.

1999 Summary: Tournaments entered — 11; in money — 3; top—10 finishes — 0

Career Summary: Tournaments entered — 465; in money — 265; top—10 finishes — 44

Career Earnings: \$3,605,848

H

HALLBERG, Gary Birthdate May 31, 1958 Birthplace Berwyn, IL Residence Castle Rock, CO Height 5-10 Weight 155 Family Wife, Shirley; Kristina (8/19/92), Eric Anders (1/10/94) College Wake Forest University Special Interests Family, sports, business Turned Professional July 2, 1980 Other Information In 1980 became first TOUR player to earn playing privileges without going through Qualifying Tournament. PGA TOUR Rookie of the Year for 1980. Won 1981 Lille Open in France and 1982 Chunichi Crowns Invitational in Japan. Winner 1986 Chrysler Team Championship (with Scott Hoch). Was first four-time first-team All-America selection. That feat later was matched by Phil Mickelson and David Duval. Won 1979 NCAA Championship and 1978-79 North and South Amateurs. Member 1977 Walker Cup team. Started Bobby Jones Saturday Series, pro-ams held in conjunction with TOUR events.



Exempt Status: Past Champion

Playoff Record: 0-2

PGA TOUR Victories: 3—1983 Isuzu-Andy Williams San Diego Open, 1987 Greater Milwaukee Open, 1992 Buick Southern Open.

Money And Position: 1977 — \$ 0 1986 — \$ 68,479 — 121 1993 — \$147,706 — 111
1980 — \$ 75,844 — 56 1987 — \$210,786 — 48 1994 — \$224,965 — 82
1981 — \$ 45,793 — 92 1988 — \$ 28,551 — 179 1995 — \$ 99,332 — 160
1982 — \$ 36,192 — 113 1989 — \$146,833 — 95 1996 — \$ 2,544 — 358
1983 — \$120,170 — 45 1990 — \$128,954 — 121 1997 — \$ 40,132 — 217
1984 — \$187,260 — 30 1991 — \$273,546 — 62 1998 — \$167,540 — 156
1985 — \$108,872 — 75 1992 — \$236,629 — 67 1999 — \$ 24,110 — 250

Best 1999 Finish: T42—U.S. Open Championship.

1999 Summary: Tournaments entered — 15; in money — 3; top—10 finishes — 0

Career Summary: Tournaments entered — 519; in money — 276; top—10 finishes — 38

Career Earnings: \$2,374,237

OTHER PROMINENT MEMBERS OF THE PGA TOUR

HALLDORSON, Dan (HALL-dur-sun) Birthdate April 2, 1952 Birthplace Winnipeg, Canada Residence Cambridge, IL Height 5-10 Weight 180 Family Wife, Pat; Angie (4/7/75) Special Interest Sports Turned Professional 1971 Q School 1974, 1978, 1990 Other Information Winner 1986 Deposit Guaranty Golf Classic, an unofficial PGA TOUR event at the time. Defeated Paul Azinger by two strokes in the Hattiesburg, MS tournament. Member of six Canadian World Cup teams. Leader 1983 Canadian Tour Order of Merit.



Exempt Status: Past Champion

Playoff Record: 0-1

PGA TOUR Victories: 1 — 1980 Pensacola Open

Money And Position:	1975 — \$ 620 — 240	1985 — \$112,102 — 73	1993 — \$24,284 — 205
	1976 — \$ 743 — 240	1986 — \$ 83,876 — 101	1994 — \$ 7,215 — 262
	1979 — \$ 24,559 — 116	1987 — \$ 69,094 — 125	1995 — \$ 0
	1980 — \$111,553 — 36	1988 — \$ 96,079 — 116	1996 — \$ 4,100 — 328
	1981 — \$ 90,064 — 48	1989 — \$ 86,667 — 137	1997 — \$ 0
	1982 — \$ 93,705 — 44	1990 — \$ 18,155 — 215	1998 — \$11,056 — 271
	1983 — \$ 21,458 — 146	1991 — \$158,743 — 97	1999 — 0
	1984 — \$ 55,215 — 99	1992 — \$119,002 — 118	

Best 1999 Finish: Did not make a cut on 1999 PGA TOUR

1999 Summary: Tournaments entered — 1; in money — 0; top—10 finishes — 0

Career Summary: Tournaments entered — 419; in money — 237; top—10 finishes — 28

Career Earnings: \$1,188,289

HAMMOND, Donnie Birthdate April 1, 1957 Birthplace Frederick, MD Residence Lake Mary, FL Height 5-10 Weight 170 Family Wife, Trenny; Matthew William (10/22/86), Brittany Marie (3/8/89), Brooke Haley (11/17/96) College Jacksonville University Special Interests Astronomy, gardening, baseball Turned Professional 1979 Joined TOUR 1983 Other Information Longtime PGA TOUR player who maintained his playing privileges from 1983-98. Winner of 1986 Bob Hope Chrysler Classic and 1989 Texas Open. Played eight events on the PGA TOUR in 1999 with his best finish coming at the Greater Greensboro Chrysler Classic (T17). Also played three events on the BUY.COM TOUR last year with a best finish of T14 at the Louisiana Open.



Exempt Status: Past Champion

PGA TOUR Victories: 2—1986 Bob Hope Chrysler Classic, 1989 Texas Open.

Money And Position:	1981 — \$ 0	1988 — \$ 256,010 — 44	1995 — \$ 141,150 — 136
	1982 — \$ 0	1989 — \$ 458,741 — 20	1996 — \$ 98,455 — 165
	1983 — \$ 41,336 — 112	1990 — \$ 151,811 — 104	1997 — \$ 224,799 — 106
	1984 — \$ 67,874 — 87	1991 — \$ 102,668 — 135	1998 — \$ 141,843 — 167
	1985 — \$ 102,719 — 77	1992 — \$ 197,085 — 77	1999 — \$ 68,952 — 212
	1986 — \$ 254,987 — 28	1993 — \$ 340,432 — 47	
	1987 — \$ 157,480 — 64	1994 — \$ 295,436 — 61	

Best 1999 Finish: T17—Greater Greensboro Chrysler Classic.

1999 Summary: Tournaments entered — 8; in money — 6; top—10 finishes — 0

Career Summary: Tournaments entered — 404; in money — 283; top—10 finishes — 38

Career Earnings: \$3,101,777

HART, Steve Birthdate September 13, 1959 Birthplace St. Paul, MN Residence Tequesta, FL; plays out of Emerald Dunes in West Palm Beach, FL. Height 5-8 Weight 180 Family Wife, Pattie; Greg (3/29/95), Chris (9/6/96) College University of Florida Special Interests Real estate, deep sea fishing Turned Professional 1981 Q-School 1988, 1991, 1994, 1995, 1999 Other Information Has gained PGA TOUR membership seven times since 1983. Winner of 1981 Palm Beach Amateur Championship. Best Year on PGA TOUR was 1992 when he finished 157th on money list with \$69,124.



Exempt Status: 14th at 1999 PGA TOUR Qualifying Tournament

Best-Ever Finish: T14— 1992 Shell Houston Open.

Money And Position:	1982 — \$ 2,762 — 240	1990 — \$28,575 — 196	1996 — \$ 2,325 — 364
	1983 — \$19,314 — 153	1991 — \$ 0	1997 — \$37,714 — 220
	1984 — \$ 4,060 — 206	1992 — \$69,124 — 157	1998 — \$ 3,971 — 327
	1985 — \$ 0	1993 — \$ 2,175 — 310	1999 — \$ 0
	1986 — \$ 1,440 — 262	1994 — \$ 0	
	1989 — \$40,079 — 171	1995 — \$ 2,748 — 326	

Best 1999 Finish: Did not make a cut on 1999 PGA TOUR

1999 Summary: Tournaments entered — 1; in money — 0; top—10 finishes — 0

Career Summary: Tournaments entered — 189; in money — 64; top—10 finishes — 0

Career Earnings: \$214,288

OTHER PROMINENT MEMBERS OF THE PGA TOUR

HATASKY, Morris (huh-TALL-ski) Birthdate November 10, 1951 Birthplace San Diego, CA Residence Fairview, NC Height 5-11 Weight 165 Family Wife, Tracy; Daniel Kenneth (12/11/80), Laura Rose (2/26/83) Special Interests Family activities, TOUR Bible study, snow skiing College U.S. International University Turned Professional 1973 Q-School 1976, 1993 Other Information Winner of four career PGA TOUR victories including the 1981 Hall of Fame Classic, 1983 Greater Milwaukee Open, 1988 Kemper Open and 1990 Bank of Boston Classic. Has played sparingly on TOUR the past few years but has plans to be more active in 2000. Captained 1972 U.S. International University NAIA Championship team.



Exempt Status: Past Champion

PGA TOUR Victories: 4 1981 Hall Of Fame. 1983 Greater Milwaukee Open. 1988 Kemper Open. 1990 Bank Of Boston Classic.

Money And Position: 1976 — \$ 250 — 279 1983 — \$102,567 — 56 1990 — \$253,639 — 59
1977 — \$32,193 — 79 1984 — \$ 50,957 — 107 1991 — \$106,265 — 132
1978 — \$16,340 — 115 1985 — \$ 76,059 — 96 1992 — \$ 55,042 — 170
1979 — \$61,962 — 69 1986 — \$105,543 — 83 1993 — \$111,057 — 135
1980 — \$47,107 — 75 1987 — \$150,654 — 70 1994 — \$ 81,902 — 166
1981 — \$70,186 — 64 1988 — \$239,019 — 47 1995 — \$ 9,833 — 259
1982 — \$66,128 — 66 1989 — \$ 66,577 — 149 1999 — \$ 0

Best 1999 Finish: Did not make a cut on 1999 PGA TOUR

1999 Summary: Tournaments entered — 4; in money — 0; top—10 finishes — 0

Career Summary: Tournaments entered — 446; in money — 283; top—10 finishes — 32

Career Earnings: \$1,703,280

HEINEN, Mike (HIGH-nen) Birthdate January 17, 1967 Birthplace Rayne, LA Residence Lake Charles, LA Height 6-1 Weight 195 Family Wife, Kathy; Olivia Kathryn (1/25/96), William Michael III (6/16/99) College University of Southwestern Louisiana Special Interests Hunting, fishing Turned Professional 1989 Q School 1993 Other Information Lone TOUR victory came in 10th start by three strokes at 1994 Shell Houston Open. Lost playoff to Davis Love III at 1995 Freeport-McMoRan Classic. Prior to earning membership on PGA TOUR, played Canadian and BUY.COM TOURs. Two-time NCAA Division I All-American.



Exempt Status: Past Champion

Playoff Record: 0-1

PGA TOUR Victories: 1 — 1994 Shell Houston Open

Money And Position: 1991 — \$ 0 1995 — \$ 350,920 — 52 1997 — \$ 3,000 — 330
1994 — \$ 390,963 — 40 1996 — \$ 102,588 — 161 1998 — \$ 93,134 — 185
1999 — \$ 0

Best 1999 Finish: Did not make a cut on 1999 PGA TOUR

1999 Summary: Tournaments entered — 2; in money — 0; top—10 finishes — 0

Career Summary: Tournaments entered — 116; in money — 50; top—10 finishes — 7

Career Earnings: \$940,605

HEINTZ, Bob Birthdate May 1, 1970 Birthplace Syosset, NY Residence Clearwater, FL Height 6-0 Weight 215 Family Wife, Nancy; Eryn (5/20/96), Phillip John (6/8/99) College Yale University Special Interests Family, reading, travel Turned Professional 1992 Joined TOUR 2000 Other Information Recorded first victory at the 1999 Shreveport Open and later won the season-ending BUY.COM TOUR Championship in a playoff, moving from 16th to sixth on the 1999 BUY.COM TOUR money list with \$180,222. Played the BUY.COM TOUR in 1994, but from January of 1996 through March of 1997, gave up on golf to pursue career as a financial analyst. Three-time Ivy League Champion at Yale University.



Exempt Status: 6th on 1999 BUY.COM TOUR money list

Money And Position: 1999 — \$ 0

Best 1999 Finish: Did not make a cut on 1999 PGA TOUR

1999 Summary: Tournaments entered — 1; in money — 0; top—10 finishes — 0

Career Summary: Tournaments entered — 1; in money — 0; top—10 finishes — 0

HINKLE, Lon Birthdate July 17, 1949 Birthplace Flint, MI Residence Big Fork, MT; plays out of El Conquistador, Puerto Rico. Height 6-2 Weight 220 Family Wife, Leslie; Monique (8/10/78), Danielle (3/20/82); Drew Ann (10/26/84), Jake (9/6/85) College San Diego State University Special Interest Reading Turned Professional 1972 Q School 1972, 1991 Other Information Co-champion 1972 Pacific Coast Athletic Conference. Runner-up 1975 German Open and Sanpo Classic in Japan. Winner 1978 JCPenney Classic with Pat Bradley. Runner-up 1980 European Open. 1981 National Long Drive Champion. Won 1991 Quicksilver Open on BUY.COM TOUR.



Exempt Status: Past Champion

Playoff Record: 1-2

PGA TOUR Victories: 3 — 1978 New Orleans Open. 1979 Bing Crosby National Pro-Am, World Series of Golf.

Money And Position: 1972 — \$ 7,350 — 143 1981 — \$144,307 — 22 1990 — \$26,052 — 201
1973 — \$ 6,735 — 158 1982 — \$ 55,406 — 83 1991 — \$49,692 — 174
1974 — \$ 5,779 — 153 1983 — \$116,822 — 47 1992 — \$91,854 — 139
1975 — \$ 8,420 — 136 1984 — \$ 89,850 — 73 1993 — \$ 8,621 — 244
1976 — \$ 11,058 — 138 1985 — \$105,499 — 76 1994 — \$ 4,411 — 281
1977 — \$ 51,494 — 60 1986 — \$ 97,610 — 86 1995 — \$ 0
1978 — \$138,388 — 16 1987 — \$ 45,751 — 159 1996 — \$ 0
1979 — \$247,693 — 3 1988 — \$ 0 1997 — \$ 5,399 — 301
1980 — \$134,913 — 29 1989 — \$151,828 — 92 1998 — \$ 2,760 — 346
1999 — \$ 0

Best 1999 Finish: Did not make a cut on 1999 PGA TOUR

1999 Summary: Tournaments entered — 1; in money — 0; top—10 finishes — 0

Career Summary: Tournaments entered — 452; in money — 288; top—10 finishes — 57

Career Earnings: \$1,607,691

OTHER PROMINENT MEMBERS OF THE PGA TOUR

HNATIUK, Glen (NATCH-ik) Birthdate May 15, 1965 Birthplace Selkirk, Manitoba, Canada Residence Homosassa, FL Height 6'2" Weight 185 Family Wife, Julia; Aileen Caitlin (2/6/96), Morgan Mary (12/28/97) College University of Southern Mississippi Special Interests Family, sports Turned Professional 1990 Q-School 1997 Other Information Finished eighth on the BUY.COM TOUR money list in 1999 with \$176,085. Winner of four career BUY.COM TOUR events including: 1992 Mississippi Gulf Coast Classic, 1995 Utah Classic, 1996 Carolina Classic and 1999 Tri-Cities Open. Member of BUY.COM TOUR from 1992-97 and 1999. Played 1998 on the PGA TOUR and finished 165th on the official money list with \$148,000 in earnings.
Exempt Status: 8th on 1999 BUY.COM TOUR money list
Best-Ever Finish: T14—1998 Tucson Chrysler Classic.
Money And Position: 1997 — \$8,625 — 281 1998 — \$148,098 — 165
1999 Summary: Did not play PGA TOUR in 1999
Career Summary: Tournaments entered — 32; in money — 17; top—10 finishes — 0
Career Earnings: \$156,723



HORGAN III, P.H. Birthdate August 22, 1960 Birthplace Newport, RI Residence Newport, RI; plays out of Newport CC Height 5-10 Weight 170 Family Wife, Margaret College University of Rhode Island (1983, Economics) Special Interests Boating, fishing Turned Professional 1984 Q-School 1988, 1989, 1996, 1998 Other Information Has been a member of the PGA TOUR since 1989. Posted the best single-season earnings total of his ten years on TOUR in 1999, with \$265,956. Lone top-10 came at the Doral-Ryder Open where he posted rounds of 69-70-71-68 on his way to a T8 finish. Posted low round for year of 64 at the FedEx St. Jude Classic. Played on the Ben Hogan Tour in 1991, winning first start at Yuma Open. Later that year added Macon Open crown on way to third-place finish on money list to earn PGA TOUR membership the following year. Also won 1996 Alabama Classic. Winner of 1994 Rhode Island Open. Attended University of Rhode Island on football scholarship before switching focus to golf.
Exempt Status: 142nd on 1999 PGA TOUR money list
Best-Ever Finish: 5—1997 Greater Vancouver Open. T5—1989 USF&G Classic, 1998 Deposit Guaranty Golf Classic.
Money And Position:

1983 — \$ 0	1990 — \$ 72,898 — 154	1995 — \$ 2,463 — 332
1984 — \$ 0	1991 — \$ 2,912 — 268	1997 — \$226,249 — 105
1986 — \$ 0	1992 — \$123,684 — 116	1998 — \$224,100 — 126
1987 — \$ 0	1993 — \$105,571 — 141	1999 — \$265,956 — 142
1989 — \$63,787 — 152	1994 — \$ 53,734 — 186	

Best 1999 Finish: T8—Doral-Ryder Open.
1999 Summary: Tournaments entered — 31; in money — 20; top—10 finishes — 1
Career Summary: Tournaments entered — 246; in money — 114; top—10 finishes — 13
Career Earnings: \$ 1,141,353



HOWISON, Ryan Birthdate December 26, 1966 Birthplace Columbus, OH Residence West Palm Beach, FL; plays out of Presidents CC, West Palm Beach, FL Height 5-10 Weight 180 Family Single College University of North Carolina Special Interests Snow skiing, baseball Turned Professional 1990 Q-School 1994 Other Information Had two victories on the BUY.COM TOUR in 1999, finishing 10th on the money list with \$154,815. Member of the BUY.COM TOUR since 1996 who also won the 1997 Lakeland Classic. Played in 19 events and made four cuts on the PGA TOUR in 1995 after earning a non-exempt card at the 1994 Qualifying Tournament. Played third base on UNC's 1989 team that went on to play in the College World Series. Did not start playing competitive golf until after his baseball career had ended.
Exempt Status: 10th on 1999 BUY.COM TOUR money list
Best-Ever Finish: T38—1995 Canon Greater Hartford Open.
Money And Position: 1995 — \$ 11,078 — 255 1998 — \$ 3,996 — 325
1999 Summary: Did not play PGA TOUR in 1999
Career Summary: Tournaments entered — 20; in money — 5; top—10 finishes — 0
Career Earnings: \$15,074



HULBERT, Mike Birthdate April 14, 1958 Birthplace Elmira, NY Residence Orlando, FL Height 6-0 Weight 175 Family Wife, Teresa; Justin Michael (7/25/93), Trevor (3/10/97) College East Tennessee State University Special Interests Fishing, exercising Turned Professional 1981 Q-School 1984, 1985 Other Information Winner of three career PGA TOUR events: 1986 FedEx St. Jude Classic, 1989 B.C. Open and 1991 Anheuser-Busch Golf Classic. Two of those three victories (B.C. Open and Anheuser-Busch GC) involved playoffs. In 1999, had streak of 13 consecutive years ranked in the top-100 in official money earnings broken after finishing at 143 with \$264,524. Lone top-10 last year came in his final event with a T9 at the Southern Farm Bureau Classic. Season's best score of 66 came at Sony Open and Greater Greensboro Chrysler Classic. Made the cut in 17 of 34 tournaments last year. Has posted 43 career top-10 finishes. Best finish in a major was T6 at 1992 U.S. Open.
Exempt Status: 143rd on 1999 PGA TOUR money list **Playoff Record:** 2-0
PGA TOUR Victories: 3—1986 Federal Express St. Jude Classic, 1989 B.C. Open, 1991 Anheuser-Busch Golf Classic.
Money And Position:

1983 — \$ 0	1990 — \$216,002 — 67	1996 — \$235,131 — 93
1985 — \$ 18,368 — 161	1991 — \$551,750 — 24	1997 — \$317,247 — 76
1986 — \$276,687 — 21	1992 — \$279,577 — 55	1998 — \$335,954 — 88
1987 — \$204,375 — 49	1993 — \$193,833 — 89	1999 — \$264,524 — 143
1988 — \$127,752 — 94	1994 — \$221,007 — 84	
1989 — \$477,621 — 18	1995 — \$311,055 — 61	

Best 1999 Finish: T9—Southern Farm Bureau Classic.
1999 Summary: Tournaments entered — 34; in money — 17; top—10 finishes — 1
Career Summary: Tournaments entered — 482; in money — 316; top—10 finishes — 43
Career Earnings: \$ 4,030,883



OTHER PROMINENT MEMBERS OF THE PGA TOUR

J

JAECKEL, Barry (JAY-kul) Birthdate February 14, 1949 Birthplace Los Angeles, CA Residence Palm Desert, CA Height 5-11 Weight 160 Family Wife, Evelyn College Santa Monica Junior College Special Interest All sports Turned Professional 1971 Q School Spring 1975 Other Information 1968 Southern California Amateur champion. Winner 1972 French Open. Son of the late character actor Richard Jaeckel, who appeared in dozens of movies, including "The Dirty Dozen" and "The Sands of Iwo Jima."



Exempt Status: Past Champion

Playoff Record: 1-2

PGA TOUR Victories: 1 — 1978 Tallahassee Open

Money And Position:	1972 — \$ 1,090 — 250	1983 — \$64,473 — 80	1992 — \$13,351 — 226
	1975 — \$ 8,883 — 133	1984 — \$49,308 — 110	1993 — \$15,585 — 226
	1976 — \$36,889 — 70	1985 — \$81,765 — 92	1994 — \$15,750 — 235
	1977 — \$19,504 — 109	1986 — \$80,646 — 105	1995 — \$ 1,540 — 357
	1978 — \$72,421 — 37	1987 — \$53,909 — 144	1996 — \$10,779 — 273
	1979 — \$46,541 — 86	1988 — \$30,227 — 173	1997 — \$12,907 — 257
	1980 — \$25,501 — 118	1989 — \$64,782 — 151	1998 — \$ 2,883 — 344
	1981 — \$87,931 — 49	1990 — \$63,590 — 168	
	1982 — \$62,940 — 72	1991 — \$59,216 — 167	

1999 Summary: Did not play PGA TOUR in 1999

Career Summary: Tournaments entered — 512; in money — 291; top—10 finishes — 26

Career Earnings: \$982,408

JORDAN, Pete Birthdate June 10, 1964 Birthplace Elmhurst, IL Residence Valrico, FL Height 5-11 Weight 180 Family Wife, Kelly; Ryan (11/26/91), Peyton Ashley (7/14/94), Max Hunter (2/24/98) College Texas Christian University Special Interests Sports, music Turned Professional 1996 Q School 1993, 1994, 1998 1999 Other Information Enjoyed most lucrative year of PGA TOUR career in 1999 with \$295,419 in earnings. Posted his only top-10 finishes of the year during impressive two-week period with a T5 at the John Deere Classic and T6 at Canon Greater Hartford Open. Recorded his best round of the year at the FedEx St. Jude Classic with a final round 63 on his way to a T18 finish. Ranked 10th on the 1999 PGA TOUR in driving accuracy percentage with a 76.0 mark. Runner-up check of \$108,000 at the 1996 B.C. Open still ranks as his career best.



First joined the PGA TOUR in 1994 after three years on the BUY.COM TOUR where he recorded four second-place finishes — 1991 Wichita Charity Classic, 1992 Fresno Open, 1992 Permian Basin Open, 1993 New England Classic. Finished third at the 1995 Deposit Guaranty Golf Classic, three strokes behind winner Ed Dougherty on PGA TOUR. All-America selection at Texas Christian University in 1986. All-Southwest Conference in 1985 and 1986.

Exempt Status: 15th at 1999 PGA TOUR Qualifying Tournament

Best-Ever Finish: 2 — 1996 B.C. Open.

Money And Position:	1988 — \$ 0	1994 — \$128,960 — 132	1997 — \$209,020 — 110
	1990 — \$2,034 — 278	1995 — \$143,936 — 134	1998 — \$175,807 — 147
	1993 — \$5,405 — 269	1996 — \$191,240 — 110	1999 — \$295,419 — 135

Best 1999 Finish: T5—John Deere Classic.

1999 Summary: Tournaments entered — 30; in money — 14; top—10 finishes — 2

Career Summary: Tournaments entered — 174; in money — 81; top—10 finishes — 6

Career Earnings: \$1,151,821

K

KNOX, Kenny Birthdate August 15, 1956 Birthplace Columbus, GA Residence Tallahassee, FL Height 5-10 Weight 190 Family Wife, Karen; Michelle (12/24/80) College Florida State University (1978, Physical Education) Special Interests Fellowship of Christian Athletes, golf course design and construction Turned Professional 1978 Q School Fall 1981, 1983, 1984 Other Information Set TOUR record for fewest putts in tournament — 93 — at 1989 MCI Heritage Classic. 1977 and 1978 All-American. Winner 1977 Southeastern Amateur.



Exempt Status: Past Champion

Playoff Record: 1-1

PGA TOUR Victories: 3 — 1986 Honda Classic. 1987 Hardee's Golf Classic. 1990 Buick Southern Open.

Money And Position:	1980 — \$ 3,082 — 216	1987 — \$200,783 — 55	1993 — \$ 3,630 — 282
	1982 — \$ 6,919 — 194	1988 — \$168,099 — 70	1994 — \$23,872 — 218
	1983 — \$ 0	1989 — \$230,012 — 62	1995 — \$ 9,010 — 262
	1984 — \$ 15,606 — 168	1990 — \$209,679 — 73	1996 — \$ 0
	1985 — \$ 26,968 — 146	1991 — \$423,025 — 32	1997 — \$ 0
	1986 — \$261,608 — 24	1992 — \$ 24,889 — 203	1998 — \$ 0
			1999 — \$ 0

Best 1999 Finish: Did not make a cut on 1999 PGA TOUR

1999 Summary: Tournaments entered — 6; in money — 0; top—10 finishes — 0

Career Summary: Tournaments entered — 370; in money — 187; top—10 finishes — 26

Career Earnings: \$1,607,180

OTHER PROMINENT MEMBERS OF THE PGA TOUR

KOCH, Gary (COKE) Birthdate November 21, 1952 Birthplace Baton Rouge, LA Residence Tampa, FL Height 5-11 Weight 165 Family Wife, Donna; Patricia (4/1/81), Rachel (7/30/83) College University of Florida (1974, Public Relations) Special Interests Golf course design, reading, music Turned Professional 1975 Q School Fall 1975 Other Information Winner 1968, 1969, 1970 Florida State Juniors; 1970 USGA Junior Amateur champion; 1969 Orange Bowl Juniors; 1969 Florida State Open; 1973 Trans-Mississippi Amateur; 1973, 1974 Southeastern Conference. First-team All-American 1972, 1973, 1974. Member 1973 NCAA Championship team at Florida. Winner of 10 collegiate events. Member of 1973, 1975 Walker Cup and 1974 U.S. World Amateur teams. Color analyst for NBC-TV golf coverage.



Exempt Status: Past Champion

Playoff Record: 2-0

PGA TOUR Victories: 6 — 1976 Tallahassee Open, 1977 Florida Citrus Open, 1983 Doral Eastern Open, 1984 Isuzu-Andy Williams San Diego Open, Bay Hill Classic, 1988 Panasonic-Las Vegas Invitational.

Money And Position:	1974 — \$ 0	1983 — \$168,330 — 27	1991 — \$7,189 — 243
	1976 — \$38,195 — 69	1984 — \$262,679 — 17	1992 — \$3,690 — 274
	1977 — \$58,383 — 52	1985 — \$121,566 — 68	1993 — \$ 702 — 329
	1978 — \$58,660 — 55	1986 — \$180,693 — 50	1994 — \$ 0
	1979 — \$46,809 — 84	1987 — \$ 33,727 — 175	1995 — \$ 0
	1980 — \$39,827 — 84	1988 — \$414,694 — 24	1996 — \$ 0
	1981 — \$11,999 — 165	1989 — \$ 86,348 — 138	1997 — \$ 0
	1982 — \$43,449 — 100	1990 — \$ 36,469 — 186	1998 — \$4,000 — 324
			1999 — \$5,250 — 318

Best 1999 Finish: T64—Bay Hill Invitational.

1999 Summary: Tournaments entered — 1; in money — 1; top-10 finishes — 0

Career Summary: Tournaments entered — 395; in money — 274; top-10 finishes — 44

Career Earnings: \$1,622,657

KRATZERT, Bill Birthdate June 29, 1952 Birthplace Quantico, VA Residence Ponte Vedra Beach, FL Height 6-1 Weight 205 Family Wife, Janie; Rebecca Brea (9/6/78), Tyler Brennen (12/5/80), Thomas Andrew (4/29/91) College University of Georgia Special Interests Family, all sports Turned Professional 1974 Q School Spring 1976 Other Information Golf commentator for ABC and ESPN. Winner 1968 Indiana Amateur and 1969 Indiana Open. 1973 and 1974 All-American. Inducted into Indiana Golf Hall of Fame 1993.



Exempt Status: Past Champion

Playoff Record: 1-1

PGA TOUR Victories: 4 — 1977 Greater Hartford Open, 1980 Greater Milwaukee Open, 1984 Pensacola Open, Team Victory: 1976 Walt Disney World National Team Play (with Woody Blackburn).

Money And Position:	1976 — \$ 21,253 — 102	1984 — \$149,827 — 44	1992 — \$16,439 — 217
	1977 — \$134,758 — 10	1985 — \$180,331 — 37	1993 — \$78,993 — 156
	1978 — \$183,683 — 8	1986 — \$ 47,421 — 139	1994 — \$42,127 — 196
	1979 — \$101,628 — 35	1987 — \$ 78,232 — 114	1995 — \$ 4,548 — 308
	1980 — \$175,771 — 12	1988 — \$ 43,519 — 158	1996 — \$ 3,030 — 344
	1981 — \$ 55,513 — 76	1989 — \$ 7,773 — 220	1997 — \$ 0
	1982 — \$ 22,779 — 140	1990 — \$ 14,630 — 218	
	1983 — \$ 14,744 — 166	1991 — \$ 19,819 — 208	

1999 Summary: Did not play PGA TOUR in 1999

Career Summary: Tournaments entered — 465; in money — 283; top-10 finishes — 59

Career Earnings: \$1,396,819

L

LANCASTER, Neal Birthdate September 13, 1962 Birthplace Smithfield, NC Residence Smithfield, NC; plays out of Johnston CC Height 6-0 Weight 170 Family Single Special Interests Fishing, movies Turned Professional 1985 Q School 1989, 1990 Other Information Played in 35 events on the 1999 PGA TOUR with lone top-10 coming at AT&T Pebble Beach National Pro-Am when he finished T8 after rounds of 73-70-68. Final-round 65 at Doral-Ryder Open was lowest score of the year and elevated him to T15 finish. Winner of the 1984 GTE Byron Nelson Classic. Best career finish on the PGA TOUR official money list was 58th in 1994. Best finish in a major came at the 1995 U.S. Open when he placed T4 and made history by shooting the first 29 in tournament history. The following year, matched the feat with another 29 on inward nine.



Exempt Status: 3rd at 1999 PGA TOUR Qualifying Tournament

PGA TOUR Victories: 1 — 1994 GTE Byron Nelson Golf Classic.

Money And Position:	1990 — \$ 85,769 — 142	1994 — \$305,038 — 58	1998 — \$346,563 — 86
	1991 — \$180,037 — 90	1995 — \$182,219 — 101	1999 — \$283,140 — 139
	1992 — \$146,867 — 103	1996 — \$210,000 — 104	
	1993 — \$149,381 — 107	1997 — \$179,273 — 125	

Best 1999 Finish: T8—AT&T Pebble Beach National Pro-Am.

1999 Summary: Tournaments entered — 35; in money — 13; top-10 finishes — 1

Career Summary: Tournaments entered — 313; in money — 184; top-10 finishes — 15

Career Earnings: \$ 2,068,287

OTHER PROMINENT MEMBERS OF THE PGA TOUR

LEVI, Wayne (LEV-ee) Birthdate February 22, 1952 Birthplace Little Falls, NY Residence New Hartford, NY Height 5-9 Weight 165 Family Wife, Judy; Michelle (7/29/79), Lauren (1/20/83), Christine (1/30/84), Brian (5/1/88) College Oswego (NY) State Special Interests Financial and stock markets, reading Turned Professional 1973 Q School 1977 Other Information Twelve-time winner on the PGA TOUR. Played in 17 PGA TOUR events in 1999 after being granted a special medical extension due to a bad back. Best season on TOUR came in 1990 when he claimed a career-best four titles and finished second on the official money list with \$1,024,647. Last official PGA TOUR victory came at 1990 Canadian Open. Member of the 1991 Ryder Cup team. 1990 PGA TOUR Player of the Year.



Exempt Status: Past Champion

PGA TOUR Victories: 12—1978 Walt Disney World National Team Champion. 1979 Houston Open. 1980 Pleasant Valley Jimmy Fund Classic. 1982 Hawaiian Open, Lajet Classic. 1983 Buick Open. 1984 B.C. Open. 1985 Georgia-Pacific Atlanta Golf Classic. 1990 BellSouth Atlanta Golf Classic, Centel Western Open, Canon Greater Hartford Open, Canadian Open.

Money And Position:

1976 — \$ 1,412 — 220	1984 — \$ 252,921 — 20	1992 — \$237,935 — 65
1977 — \$ 8,136 — 162	1985 — \$ 221,425 — 22	1993 — \$179,521 — 95
1978 — \$ 25,039 — 100	1986 — \$ 154,777 — 59	1994 — \$200,476 — 91
1979 — \$141,612 — 20	1987 — \$ 203,322 — 53	1995 — \$ 46,095 — 208
1980 — \$120,145 — 32	1988 — \$ 190,073 — 61	1996 — \$194,999 — 108
1981 — \$ 62,177 — 70	1989 — \$ 499,292 — 16	1997 — \$195,820 — 118
1982 — \$280,681 — 8	1990 — \$1,024,647 — 2	1998 — \$ 4,900 — 313
1983 — \$193,252 — 22	1991 — \$ 195,861 — 87	1999 — \$ 36,138 — 235

Best 1999 Finish: T48—Greater Greensboro Chrysler Classic.

1999 Summary: Tournaments entered — 17; in money — 7; top—10 finishes — 0

Career Summary: Tournaments entered — 519; in money — 365; top—10 finishes — 84

Career Earnings: \$4,670,655

LOHR, Bob (LORE) Birthdate November 2, 1960 Birthplace Cincinnati, OH Residence Orlando, FL Height 6-1 Weight 185 Family Matthew Robert (7/15/91) College Miami of Ohio (1983, Marketing) Special Interests Hunting, fishing, snow skiing Turned Professional 1983 Q School Fall 1984 Other Information Birdied the fifth extra hole to defeat Chip Beck and claim the 1988 Walt Disney World/Oldsmobile Classic. Member of the PGA TOUR 1985-96. Best career money list finish 32nd in 1988. Won the 1990 Mexican Open. Named All-Mid-American Conference three years. Honorable Mention All-American in 1983. Inducted into the Miami Hall of Fame in 1993.



Exempt Status: Past Champion

Playoff Record: 1-2

PGA TOUR Victories: 1 — 1988 Walt Disney World/Oldsmobile Classic

Money And Position:

1985 — \$ 93,651 — 81	1990 — \$141,260 — 109	1995 — \$314,947 — 59
1986 — \$ 85,949 — 99	1991 — \$386,759 — 41	1996 — \$122,463 — 151
1987 — \$137,108 — 80	1992 — \$128,307 — 112	1997 — \$ 0
1988 — \$315,536 — 32	1993 — \$314,982 — 54	1998 — \$ 2,508 — 350
1989 — \$144,242 — 98	1994 — \$225,048 — 80	1999 — \$ 0

Best 1999 Finish: Did not make a cut on 1999 PGA TOUR

1999 Summary: Tournaments entered — 4; in money — 0; top—10 finishes — 0

Career Summary: Tournaments entered — 380; in money — 218; top—10 finishes — 34

Career Earnings: \$2,412,760

LYE, Mark (LIE) Birthdate November 13, 1952 Birthplace Vallejo, CA Residence Bonita Springs, FL; plays out of Bonita Bay CC Height 6-2 Weight 185 Family Wife, Lisa College San Jose State University Special Interests Guitar, fishing, boating Turned Professional 1975 Q School Fall 1976 Other Information Winner 1976 Rolex Trophy in Switzerland, 1977 Australian Tour Order of Merit. Won 1976 Champion of Champions Tournament in Australia. 1975 All-American. Commentator and lead analyst for The Golf Channel.



Exempt Status: Past Champion

PGA TOUR Victories: 1—1983 Bank Of Boston Classic.

Money And Position:

1977 — \$ 22,034 — 101	1984 — \$152,356 — 43	1991 — \$147,530 — 104
1978 — \$ 13,648 — 126	1985 — \$112,735 — 72	1992 — \$ 9,921 — 243
1979 — \$ 51,184 — 75	1986 — \$ 78,960 — 111	1993 — \$106,936 — 139
1980 — \$109,454 — 39	1987 — \$ 73,625 — 121	1994 — \$ 63,394 — 178
1981 — \$ 76,044 — 57	1988 — \$106,972 — 108	1995 — \$ 0
1982 — \$ 67,460 — 62	1989 — \$242,884 — 56	
1983 — \$164,506 — 28	1990 — \$201,011 — 77	

1999 Summary: Did not play PGA TOUR in 1999

Career Summary: Tournaments entered — 486; in money — 332; top-10 finishes — 41

Career Earnings: \$1,800,654

OTHER PROMINENT MEMBERS OF THE PGA TOUR

LYLE, Sandy Birthdate February 9, 1958 Birthplace Shrewbury, England Residence United Kingdom and Ponte Vedra Beach, FL Height 6-0 Weight 187 Family Wife, Jolande; Stuart (1983), James (1986), Alexandra Lonneke (1993), Quintin (1995) Special Interests Motorcycles, cars, airplanes Turned Professional 1977 Other Information Played in 15 PGA TOUR events in 1999 and posted top-25 finishes at the Touchstone Energy Tucson Classic (T13), Westin Texas Open (T23) and Las Vegas Invitational (T22). Winner of 29 tournaments worldwide, including five on the PGA TOUR. Winner of 1985 British Open and 1988 Masters Tournament. Finished seventh on 1988 PGA TOUR money list after winning three times. Won individual title at 1980 World Cup of Golf. Led European Tour Order of Merit three times. Member of five consecutive European Ryder Cup teams (1979-81-83-85-87) and the 1977 Great Britain/Ireland Walker Cup team. Awarded Member of British Empire. After becoming first British winner of Masters Tournament, put Scottish dish "haggis" on menu at Champions' Dinner the next year.



Exempt Status: Past Champion

Playoff Record: 3-1

PGA TOUR Victories: 5—1986 Greater Greensboro, 1987 TOURNAMENT PLAYERS CHAMPIONSHIP, 1988 Phoenix Open, KMart Greater Greensboro Open, Masters Tournament.

Money And Position:

1980—\$ 8,950—175	1987—\$286,176—34	1994—\$ 47,538—191
1981—\$ 2,350—225	1988—\$726,934—7	1995—\$ 22,908—235
1982—\$ 804—284	1989—\$292,293—43	1996—\$ 94,490—168
1983—\$ 0	1990—\$ 51,280—175	1997—\$ 71,860—183
1984—\$ 15,532—169	1991—\$ 59,794—166	1998—\$176,354—146
1985—\$ 40,452—132	1992—\$ 73,459—154	1999—\$113,004—190
1986—\$143,415—64	1993—\$ 86,121—153	

Best 1999 Finish: T13—Touchstone Energy Tucson Open.

1999 Summary: Tournaments entered—15; in money—7; top—10 finishes—0

Career Summary: Tournaments entered—220; in money—127; top—10 finishes—20

Career Earnings: \$2,313,713

M

MALTBIE, Roger (MALT-bee) Birthdate June 30, 1951 Birthplace Modesto, CA Residence Los Gatos, CA Height 5-10 Weight 200 Family Wife, Donna; Spencer Davis (3/3/87), Parker Travis (3/12/90) College San Jose State University Special Interests Music, 49ers football Turned Professional 1973 Q School 1974 Other Information During rookie year on TOUR, won back-to-back titles at 1975 Quad Cities Open and Pleasant Valley Classic. Won unofficial 1980 Magnolia Classic in Hattiesburg, MS. Member of NBC-TV golf coverage team. Big San Francisco 49ers fan and possessor of Super Bowl rings given him by Ed DeBartolo, Jr. Has undergone two shoulder surgeries during playing career. Winner of 1972 and 1973 Northern California Amateurs and 1974 California State Open.



Exempt Status: Past Champion

Playoff Record: 2-1

PGA TOUR Victories: 5—1975 Ed McMahon-Jaycees Quad Cities Open, Pleasant Valley Classic, 1976 The Memorial Tournament, 1985 Manufacturers Hanover Westchester Classic, NEC World Series of Golf.

Money And Position:

1975—\$ 81,035—23	1983—\$ 75,751—70	1991—\$ 37,962—188
1976—\$117,737—18	1984—\$118,128—56	1992—\$109,742—125
1977—\$ 51,727—59	1985—\$360,554—8	1993—\$155,454—103
1978—\$ 12,440—130	1986—\$213,206—40	1994—\$ 67,686—174
1979—\$ 9,796—156	1987—\$157,023—65	1995—\$ 61,664—187
1980—\$ 38,626—86	1988—\$150,602—77	1996—\$ 48,800—199
1981—\$ 75,009—59	1989—\$134,333—105	1997—\$ 0
1982—\$ 77,067—56	1990—\$ 58,536—169	1998—\$ 0
		1999—\$ 0

Best 1999 Finish: Did not make a cut on 1999 PGA TOUR

1999 Summary: Tournaments entered—4; in money—0; top—10 finishes—0

Career Summary: Tournaments entered—481; in money—327; top—10 finishes—55

Career Earnings: \$2,212,879

MARTIN, Casey Birthdate June 2, 1972 Birthplace Eugene, OR Residence Eugene, OR Height 6-2 Weight 170 Family Single College Stanford University Special Interests Piano, Bible study Turned Professional 1995 Joined TOUR 2000 Other Information Followed up solid 1998 rookie BUY.COM TOUR campaign with an even more impressive 1999 season, finishing 14th in official money with \$122,742 and earning PGA TOUR playing privileges. Lone BUY.COM TOUR victory came at 1998 Lakeland Classic in which he finished at 19-under-par (269). Played in three events on the PGA TOUR in 1998, making two cuts, with his best finish coming at the U.S. Open where he tied for 23rd place. Member of 1994 NCAA Championship Stanford team. Suffers from a birth defect in his right leg known as Klippel-Trenaunay-Webber Syndrome. Forced to wear a strong support stocking in order to keep the swelling down in his leg and allow him to walk.



Exempt Status: 14th on 1999 BUY.COM TOUR money list

Best-Ever Finish: T23—1998 U.S. Open Championship.

Money And Position: 1998—\$ 37,221—221

1999 Summary: Did not play PGA TOUR in 1999

Career Summary: Tournaments entered—3; in money—2; top—10 finishes—0

Career Earnings: \$37,221

OTHER PROMINENT MEMBERS OF THE PGA TOUR

MAST, Dick Birthdate March 23, 1951 Birthplace Bluffton, OH Residence Winter Garden, FL; plays out of Cypress Creek GC Height 5-10 Weight 180 Family Wife, Roberta; Richard (4/9/79), Joshua (4/1/83), Caleb (6/11/86), Jonathan (3/14/89), Jacob 12/5/90, Jesse (11/5/97) College St. Petersburg Junior College (1972, Business) Special Interests Family, all sports Turned Professional 1972 Q School Fall 1973, Fall 1977, Fall 1978, 1985, 1990 Other Information Despite playing in just three PGA TOUR events last year, managed a T8 at the John Deere Classic. Three-time winner on the BUY.COM TOUR in 1990, capturing titles at the Mississippi Gulf Coast Classic, Pensacola Open and Ft. Wayne Open. Finished No. 3 on the final money list to earn his PGA TOUR card. Also a member of the BUY.COM TOUR in 1995. Won 1999 New Mexico Classic on BUY.COM TOUR.



Best-Ever Finish: 2 — 1992 Greater Milwaukee Open

Money And Position:	1974 — \$6,622 — 150	1985 — \$ 2,887 — 219	1992 — \$150,847 — 98
	1975 — \$ 281 — 271	1986 — \$ 79,389 — 109	1993 — \$210,125 — 82
	1977 — \$4,387 — 189	1987 — \$ 90,768 — 103	1994 — \$129,822 — 131
	1979 — \$5,715 — 185	1988 — \$128,568 — 93	1995 — \$ 26,623 — 231
	1981 — \$2,595 — 221	1989 — \$ 38,955 — 173	1996 — \$ 6,560 — 302
	1982 — \$3,647 — 230	1990 — \$ 4,200 — 252	1997 — \$ 62,823 — 194
	1983 — \$ 0	1991 — \$ 17,274 — 216	1998 — \$ 9,893 — 276
			1999 — \$ 60,000 — 220

Best 1999 Finish: T8—John Deere Classic.

1999 Summary: Tournaments entered — 3; in money — 1; top—10 finishes — 1

Career Summary: Tournaments entered — 306; in money — 167; top—10 finishes — 15

Career Earnings: \$1,041,979

MAY, Bob Birthdate October 6, 1968 Birthplace Lynwood, CA Residence Las Vegas, NV Height 5-7 Weight 165 Family Wife, Brenda; Trenton Special Interests Motorcycles, boats, hunting Turned Professional 1991 Q-School 1994, 1999 Other Information Played on the PGA European Tour in 1999, posting 10 top-10 finishes and winning the Victor Chandler British Masters, his first European victory. Finished 11th on the European Tour's Order of Merit, the highest American-born player on that list last year. Was a member on the PGA TOUR in 1994. Best career finish was a T13 at the 1999 Las Vegas Invitational.



Exempt Status: 13th at 1999 PGA TOUR Qualifying Tournament

Best-Ever Finish: T13—1999 Las Vegas Invitational.

Money And Position:	1993 — \$ 0	1998 — \$40,130 — 214	1999 — \$50,000 — 225
	1994 — \$31,079 — 209		

Best 1999 Finish: T13—Las Vegas Invitational.

1999 Summary: Tournaments entered — 2; in money — 2; top—10 finishes — 0

Career Summary: Tournaments entered — 39; in money — 11; top—10 finishes — 0

Career Earnings: \$121,209

McCALLISTER, Blaine Birthdate October 17, 1958 Birthplace Ft. Stockton, TX Residence Ponte Vedra Beach, FL Height 5-10 Weight 190 Family Wife, Claudia; Kelly, Paul College University of Houston Special Interests Hunting, fishing, tennis, baseball Turned Professional 1981 Q School 1981, 1982, 1985, 1997, 1999 Other Information Received full playing exemption in 1999 after edging out P.H. Horgan for 125th spot in 1998 official money list. Made 17 cuts in 30 events on the PGA TOUR last year with only top-10 finish coming in final week at the Southern Farm Bureau Classic (T9). Shot low round of 65 on four occasions in 1999, most recently at the Buick Open. Winner of five PGA TOUR victories including the 1988 Hardee's Golf Classic, 1989 Honda Classic, 1989 Bank of Boston Classic, 1991 H.E.B. Texas Open and the 1993 B.C. Open. Involved with eyesight organizations as a result of his wife, Claudia, suffering from pseudoxanthoma elasticum, a rare eye disease.



PGA TOUR Victories: 5—1988 Hardee's Golf Classic, 1989 Honda Classic, Bank Of Boston Classic, 1991 H.E.B. Texas Open, 1993 B.C. Open.

Exempt Status: 1st at 1999 PGA TOUR Qualifying Tournament

Money And Position:	1982 — \$ 7,894 — 186	1989 — \$523,891 — 15	1995 — \$238,847 — 77
	1983 — \$ 5,218 — 201	1990 — \$152,048 — 103	1996 — \$179,427 — 117
	1984 — \$ 0	1991 — \$412,974 — 36	1997 — \$140,966 — 143
	1986 — \$ 88,732 — 94	1992 — \$261,187 — 59	1998 — \$228,304 — 125
	1987 — \$120,005 — 87	1993 — \$290,434 — 61	1999 — \$295,932 — 134
	1988 — \$225,660 — 49	1994 — \$351,554 — 47	

Best 1999 Finish: T9—Southern Farm Bureau Classic.

1999 Summary: Tournaments entered — 30; in money — 17; top—10 finishes — 1

Career Summary: Tournaments entered — 465; in money — 273; top—10 finishes — 36

Career Earnings: \$3,523,074

OTHER PROMINENT MEMBERS OF THE PGA TOUR

McCord, Gary Birthdate May 23, 1948 Birthplace San Gabriel, CA Residence Scottsdale, AZ Height 6-2 Weight 185 Family Wife, Diane College University of California-Riverside (1971, Economics) Special Interest Acceleration Turned Professional 1971 Joined TOUR Fall 1973, Fall 1982 Other Information Two-time All-American. 1970 NCAA Division II champion. Winner 1991 BUY.COM TOUR Gateway Open. Color analyst on CBS golf telecasts. Operates Kostis-McCord Teaching Center in Scottsdale, AZ with Peter Kostis. Served as technical consultant for and appeared in Kevin Costner movie "Tin Cup." Author of two books, *Golf for Dummies* and *Just a Range Ball in a Box of Titleists*. Currently working on second edition of *Golf for Dummies*. Plans to produce a motion picture about the life of noted gambling golfer "Titanic" Thompson. As SENIOR TOUR rookie in 1999, won the Toshiba Senior Classic and Ingersoll-Rand SENIOR TOUR Championship.



Exempt Status: Veteran Member

Best-Ever Finish: 2 — 1975 Greater Milwaukee Open; T2 — 1977 Greater Milwaukee Open.

Money And Position:	1973 — \$ 499 — 265	1982 — \$27,380 — 131	1991 — \$ 7,365 — 241
	1974 — \$32,140 — 76	1983 — \$55,756 — 94	1992 — \$64,503 — 160
	1975 — \$43,028 — 59	1984 — \$68,213 — 86	1993 — \$16,456 — 225
	1976 — \$26,480 — 84	1985 — \$32,198 — 140	1994 — \$25,602 — 216
	1977 — \$46,318 — 65	1986 — \$27,747 — 160	1995 — \$15,813 — 245
	1978 — \$15,280 — 118	1987 — \$ 3,689 — 240	1996 — \$ 2,548 — 357
	1979 — \$36,843 — 105	1988 — \$15,502 — 204	1997 — \$ 2,880 — 332
	1980 — \$13,521 — 151	1989 — \$29,629 — 181	1998 — \$ 0
	1981 — \$20,722 — 131	1990 — \$32,249 — 191	1999 — \$ 0

Best 1999 Finish: Did not make a cut on 1998 PGA TOUR

1999 Summary: Tournaments entered — 1; in money — 0; top—10 finishes — 0

Career Summary: Tournaments entered — 377; in money — 242; top—10 finishes — 24

Career Earnings: \$662,359

McGovern, Jim Birthdate February 5, 1965 Birthplace Teaneck, NJ Residence Oradell, NJ; plays out of Hackensack GC Height 6-2 Weight 195 Family Wife, Lauren; Melaine Sue (2/5/95), Emily Therese (4/6/96), Elizabeth Ann (2/24/99) College Old Dominion University Special Interest All sports Turned Professional 1988 Q School 1991, 1996, 1997 Other Information Birdied second playoff hole to defeat John Huston and claim 1993 Shell Houston Open. Won Lake City, Texarkana and New Haven Opens en route to second-place finish on 1990 BUY.COM TOUR money list. Winner 1994 Diners Club Matches with Jeff Maggert. Brother Rob played linebacker in NFL. Jim and his family were honored with the Metropolitan Golf Writers Family of the Year Award for 1996.



Exempt Status: Past Champion

Playoff Record: 1-0

PGA TOUR Victories: 1 — 1993 Shell Houston Open

Money And Position:	1989 — \$ 0	1993 — \$587,495 — 27	1996 — \$116,727 — 154
	1991 — \$ 88,869 — 141	1994 — \$227,764 — 79	1997 — \$140,756 — 144
	1992 — \$169,888 — 92	1995 — \$402,587 — 44	1998 — \$106,726 — 180
			1999 — \$ 7,940 — 301

Best 1999 Finish: T44—AT&T Pebble Beach National Pro—Am.

1999 Summary: Tournaments entered — 6; in money — 1; top—10 finishes — 0

Career Summary: Tournaments entered — 261; in money — 144; top—10 finishes — 10

Career Earnings: \$1,848,751

McGowan, Pat Birthdate November 27, 1954 Birthplace Grand Forks, ND Residence Southern Pines, NC Height 5-11 Weight 170 Family Wife, Bonnie College Brigham Young University Special Interests Reading, psycho-cybernetics, bird hunting Turned Professional 1977 Q School 1977 Other Information Winner of 1971 Mexican International Junior, 1976 Air Force Academy Invitational, 1977 Pacific Coast Intercollegiate, 1984 Sacramento Classic (TPS). Member of the PGA TOUR Policy Board 1989-92.



Exempt Status: Veteran Member

Best-Ever Finish: 2—1978 Canadian Open. 1982 Miller High Life QCO. 1986 USF&G Classic.

Money And Position:	1978 — \$ 47,091 — 68	1984 — \$ 53,008 — 104	1990 — \$66,738 — 164
	1979 — \$ 37,018 — 104	1985 — \$ 86,032 — 89	1991 — \$21,098 — 204
	1980 — \$ 28,955 — 108	1986 — \$137,665 — 65	1992 — \$ 4,065 — 271
	1981 — \$ 15,387 — 149	1987 — \$ 79,078 — 113	1993 — \$ 6,650 — 253
	1982 — \$ 58,673 — 77	1988 — \$ 74,156 — 135	1994 — \$ 0
	1983 — \$100,508 — 57	1989 — \$ 99,454 — 125	

1999 Summary: Did not play PGA TOUR in 1999

Career Summary: Tournaments entered — 392; in money — 235; top—10 finishes — 21

Career Earnings: \$ 915,577

OTHER PROMINENT MEMBERS OF THE PGA TOUR

MICHEEL, Shaun (muh-KEEL) Birthdate January 5, 1969 Birthplace Orlando, FL Residence Memphis, TN Height 6-0 Weight 185 Family Wife, Stephanie College Indiana University Special Interests Flying, hunting, skiing Turned Professional 1992 Q School 1993, 1996, Other Information Finished ninth on the 1999 BUY.COM TOUR money list with \$173,411 and a victory at the Greensboro Open. Played regularly on the PGA TOUR in 1994 and 1997 and has a combined 45 career PGA TOUR starts with 11 cuts made. Made the cut in four of 19 PGA TOUR events in 1994 and in five of 21 in 1997. Was honored with the 1994 Sons of Confederate Veterans Award for Bravery after saving two people from a sinking car while at a golf tournament in North Carolina.

Exempt Status: 9th on the 1999 BUY.COM TOUR money list

Best-Ever Finish: T26—1994 Deposit Guaranty Golf Classic.

Money And Position: 1989 — \$ 0 1997 — \$14,519 — 250 1999 — \$ 0
1994 — \$12,252 — 247 1998 — \$ 8,918 — 286

Best 1999 Finish: Did not make a cut on 1999 PGA TOUR

1999 Summary: Tournaments entered — 1; in money — 0; top—10 finishes — 0

Career Summary: Tournaments entered — 46; in money — 11; top—10 finishes — 0

Career Earnings: \$35,688



MILLER, Johnny Birthdate April 29, 1947 Birthplace San Francisco, CA Residence Napa, CA Height 6-2 Weight 180 Family Wife, Linda Strouse; John S. (6/2/70), Kelly (12/26/72), Cati (7/30/74) Scott (5/12/76), Brent (2/3/78), Todd (1/22/80); six grandchildren College Brigham Young University (Physical Education, 1969) Special Interests Fishing, church activities, course architecture, golf club design. Turned Professional 1969 Q School Spring 1969 Other Information PGA TOUR's leading money-winner in 1974, only player other than Jack Nicklaus or Tom Watson to win money title between 1971 and 1980. Member 1975 and 1981 Ryder Cup teams, where he compiled 2-2-2 record. Played on 1973-75-80 World Cup teams. 1974 PGA Player of Year. Winner 1964 U.S. Junior Amateur Championship. Won five international events. Ranks fifth on all-time list with eight victories in single season (1974). Golf analyst for NBC. First player elected to PGA TOUR Hall of Fame, part of World Golf Hall of Fame, in 1996. Miller Family recipient of 1997 Jack Nicklaus Golf Family of Year Award presented by National Golf Foundation.

Exempt Status: Past Champion **Playoff Record:** 1-5

PGA TOUR Victories: 24 — 1971 Southern Open. 1972 Heritage Classic. 1973 U.S. Open. 1974 Bing Crosby Pro-Am, Phoenix Open, Dean Martin-Tucson Open, Heritage Classic, Tournament of Champions, Westchester Classic, World Open, Kaiser International. 1975 Phoenix Open, Dean Martin-Tucson Open, Bob Hope Desert Classic, Kaiser International. 1976 NBC Tucson Open, Bob Hope Desert Classic. 1980 Jackie Gleason Inverrary Classic. 1981 Joe Garagiola Tucson Open, Glen Campbell Los Angeles Open. 1982 Wickes Andy Williams San Diego Open. 1983 Honda Inverrary Classic. 1987 AT&T Pebble Beach National Pro-Am. 1994 AT&T Pebble Beach National Pro-Am.

Money And Position: 1969 — \$ 8,203 — 125 1979 — \$ 49,266 — 79 1989 — \$ 66,174 — 150
1970 — \$ 49,270 — 37 1980 — \$127,117 — 30 1990 — \$ 8,900 — 235
1971 — \$ 80,459 — 18 1981 — \$193,167 — 12 1991 — \$ 2,864 — 269
1972 — \$ 95,350 — 18 1982 — \$169,065 — 20 1992 — \$ 4,312 — 269
1973 — \$124,766 — 9 1983 — \$230,186 — 14 1993 — \$ 0
1974 — \$346,302 — 1 1984 — \$139,422 — 47 1994 — \$225,000 — 81
1975 — \$226,119 — 2 1985 — \$126,616 — 64 1995 — \$ 0
1976 — \$135,888 — 14 1986 — \$ 71,444 — 118 1997 — \$ 0
1977 — \$ 61,025 — 48 1987 — \$139,398 — 78
1978 — \$ 17,440 — 112 1988 — \$ 31,989 — 169

1999 Summary: Did not play PGA TOUR in 1999

Career Summary: Tournaments entered — 383; in money — 332; top—10 finishes — 105

Career Earnings: \$2,747,484



MORLAND, David IV Birthdate April 3, 1969 Birthplace North Bay, Ontario, Canada Residence Winter Garden, FL Height 5-7 Weight 160 Family Single, David James V (9/25/96) College Kent State University Special Interests Movies, fishing, hockey Turned Professional 1991 Q-School 1999 Other Information Finished sixth on the Canadian Tour Order of Merit and 10th on the South American Order of Merit in 1999. Lone Canadian Tour victory came last year at the McDonald's PEI Challenge. Won Canadian Tour Rookie of the Year Award in 1992. Two-time All-American at Kent State.

Exempt Status: 16th at PGA TOUR Qualifying Tournament

Best-Ever Finish: T37—1999 Bell Canadian Open.

Money And Position: 1995 — \$ 0 1997 — \$ 0 1999 — \$ 10,750 — 283
1996 — \$4,500 — 324 1998 — \$ 0

Best 1999 Finish: T37—Bell Canadian Open.

1999 Summary: Tournaments entered — 4; in money — 1; top—10 finishes — 0

Career Summary: Tournaments entered — 9; in money — 2; top—10 finishes — 0

Career Earnings: \$15,250



OTHER PROMINENT MEMBERS OF THE PGA TOUR

MORSE, John Birthdate February 16, 1958 Birthplace Marshall, MI Residence Marshall, MI; plays out of Marshall CC Height 5-10 Weight 180 Family Wife, Kelly; Christina (7/31/92) College University of Michigan Special Interest Fishing Turned Professional 1981 Q School 1997 Other Information Won 1995 United Airlines Hawaiian Open with closing 68 to defeat Tom Lehman and Duffy Waldorf by three strokes. Closed with 70 to finish fourth in 1996 U.S. Open at Oakland Hills CC in home state of Michigan. Earned first TOUR card by finishing fifth on 1993 BUY.COM TOUR money list. Winner of 1993 New England Classic. Played Australasian Tour from 1989-92. Winner 1990 Australian Open in playoff over Craig Parry. Big 10 champion at University of Michigan.



Exempt Status: Past Champion

PGA TOUR Victories: 1 — 1995 United Airlines Hawaiian Open.

Money And Position: 1984 — \$ 0 1991 — \$ 9,117 — 230 1996 — \$322,090 — 64
1987 — \$ 0 1994 — \$146,137 — 122 1997 — \$161,363 — 134
1988 — \$ 0 1995 — \$416,803 — 42 1998 — \$ 43,140 — 210

1999 Summary: Did not play PGA TOUR in 1999

Career Summary: Tournaments entered — 137; in money — 67; top—10 finishes — 7

Career Earnings: \$1,098,649

MOSS, Perry Birthdate July 12, 1969 Birthplace Shreveport, LA Residence Shreveport, LA Height 6-0 Weight 210 Family Single College Louisiana State University Special Interests Fishing, hunting, tennis Turned Professional 1991 Q School 1992, 1998 Other Information Earned career-best in money earnings with \$238,986 in 1999. Posted best finish of career in his final event of last season at the Southern Farm Bureau Classic with a T3 finish that resulted in his career-best payday of \$104,000. Low round of 1999 was a 64 during final day at John Deere Classic. Finished in the top-25 in three of his last four events last year. Had two second-place finishes and one third-place on the 1998 BUY.COM TOUR. Was not member of PGA TOUR or BUY.COM TOUR in 1997. One of only 11 players in BUY.COM TOUR history to win a tournament after gaining entry into the event through Monday's open qualifying, which he accomplished at the 1992 Texarkana Open. Was co-medalist at the 1992 PGA TOUR Qualifying Tournament.



Exempt Status: 149th on 1999 PGA TOUR money list

Best-Ever Finish: T3—1999 Southern Farm Bureau Classic.

Money And Position: 1993 — \$63,565 — 171 1998 — \$ 0 1999 — \$238,986 — 149

Best 1999 Finish: T3—Southern Farm Bureau Classic.

1999 Summary: Tournaments entered — 22; in money — 14; top—10 finishes — 1

Career Summary: Tournaments entered — 52; in money — 30; top—10 finishes — 1

Career Earnings: \$302,551

MURPHY, Sean (SHAWN) Birthdate August 17, 1965 Birthplace Des Moines, IA Residence Lovington, NM Height 5-8 Weight 155 Family Single College University of New Mexico Special Interests Music, theatre, working with handicapped children, sports Turned Professional 1988 Q School 1989, 1990 Other Information Retained playing privileges with a T2 finish at the 1999 PGA TOUR Qualifying Tournament. Posted three top-25 finishes and made 15 cuts in 29 events on the PGA TOUR in 1999. Best finish in 1999 was a tie for 13th place at the Greater Greensboro Chrysler Classic. Last year's best round was a 66 in the final round of the FedEx St. Jude Classic and later at the Las Vegas Invitational. Says playing in 1996 British Open was one of his greatest experiences in golf. Western Athletic Conference Player of the Year in 1988. First-team all-state punter on high school football team; also played free safety and quarterback. Donated portion of winner's check at 1993 Utah Classic to tournament's charity, Special Olympics.



Exempt Status: 6th at 1999 PGA TOUR Qualifying Tournament

Best-Ever Finish: T8 — 1994 Las Vegas Invitational.

Money And Position: 1990 — \$19,705 — 211 1994 — \$97,597 — 156 1997 — \$ 24,700 — 235
1991 — \$24,187 — 203 1995 — \$40,115 — 215 1999 — \$185,299 — 159
1993 — \$ 0 1996 — \$86,394 — 173

Best 1999 Finish: T13—Greater Greensboro Chrysler Classic.

1999 Summary: Tournaments entered — 29; in money — 15; top—10 finishes — 0

Career Summary: Tournaments entered — 140; in money — 63; top—10 finishes — 1

Career Earnings: \$477,996

N

NICKLAUS, Gary Birthdate January 15, 1969 Birthplace West Palm Beach, FL Residence Jupiter, FL; plays out of Muirfield Village GC, Dublin, OH Height 5-10 Weight 180 Family Single College Ohio State University (1991, Finance) Special Interests Fishing, hunting, golf course design Turned Professional 1991 Q-School 1999 Other Information Rookie on the PGA TOUR in 2000. Made first successful bid for a PGA TOUR card on his ninth attempt at last year's PGA TOUR Qualifying Tournament with a T12 finish. Posted two top-10 finishes, including a T3 at the Wichita Open, in his 1999 BUY.COM TOUR rookie season. Played in 23 BUY.COM TOUR events and made 11 cuts. Member of the PGA European Tour in 1998, where his best finish was a T11 in the Linde German Masters. Biggest thrill in golf was watching his father, Jack, win the 1986 Masters.



Exempt Status: 12th at 1999 PGA TOUR Qualifying Tournament

Best-Ever Finish: T58—1993 Honda Classic.

Money And Position: 1992 — \$ 0 1995 — \$ 0 1998 — \$ 0
1993 — \$ 5,427 — 267 1996 — \$ 0 1999 — \$ 0
1994 — \$ 0 1997 — \$ 0

Best 1999 Finish: Did not make a cut on 1999 PGA TOUR

1999 Summary: Tournaments entered — 1; in money — 0; top—10 finishes — 0

Career Summary: Tournaments entered — 26; in money — 2; top—10 finishes — 0

Career Earnings: \$5,427

OTHER PROMINENT MEMBERS OF THE PGA TOUR

NICOLETTE, Mike (NICK-o-let) Birthdate December 7, 1956 Birthplace Pittsburgh, PA Residence Scottsdale, AZ Height 5-9 Weight 155 Family Wife, Denise; Mikey, Casey, Kelly College Rollins College Special Interests Skiing, fishing Turned Professional 1978 Q School 1979, 1981, 1985 Other Information Stayed out of golf for most of the past three years due to back problems that required surgery. Made the cut in his only appearance on the PGA TOUR last year at the Bay Hill Invitational with a T44 finish. Best year on the PGA TOUR came in 1983 when he posted a career-best three top-10 finishes, including his lone career victory at the Bay Hill Invitational, and finished ranked 43rd on the official money list with \$127,868. Has 10 top-10 finishes in 222 career event starts.



Exempt Status: Past Champion

PGA TOUR Victories: 1—1983 Bay Hill Classic.

Money And Position:	1979 — \$ 9,140 — 162	1986 — \$12,197 — 196	1993 — \$1,557 — 323
	1980 — \$ 13,196 — 152	1987 — \$42,407 — 164	1994 — \$ 0
	1981 — \$ 512 — 303	1988 — \$24,342 — 189	1995 — \$ 0
	1982 — \$ 38,084 — 108	1989 — \$ 1,881 — 263	1996 — \$ 0
	1983 — \$127,868 — 43	1990 — \$ 4,200 — 252	1999 — \$7,225 — 303
	1984 — \$ 61,394 — 93	1991 — \$33,222 — 195	
	1985 — \$ 41,750 — 131	1992 — \$22,065 — 208	

Best 1999 Finish: T44—Bay Hill Invitational.

1999 Summary: Tournaments entered — 1; in money — 1; top—10 finishes — 0

Career Summary: Tournaments entered — 222; in money — 110; top—10 finishes — 10

Career Earnings: \$441,041

NOBILO, Frank Birthdate May 14, 1960 Birthplace Auckland, New Zealand Residence Orlando, FL Height 6-0 Weight 190 Family Wife, Selena; Bianca (1990) Special Interests Squash, motor racing Turned Professional 1979 Joined TOUR 1997 Other Information Winner of 1997 Greater Greensboro Chrysler Classic and 13 international events. His 29 PGA TOUR events entered in 1999 were the most of his career. Failed to record a top-10 for the first time since 1994 but did manage three top-25 finishes last year. Highlight last season was a T18 finish at the British Open while low score of 66 came in first round of Buick Classic. Two-time winner of New Zealand PGA Championship (1985 and 1987). Made his 10th appearance in World Cup competition. Has participated in three Presidents Cups (1994, 1996, 1998). Has dealt with back problems relating to the fact his right leg is shorter than his left.



Exempt Status: 155th on PGA TOUR money list

PGA TOUR Victories: 1—1997 Greater Greensboro Chrysler Classic.

Money And Position:	1992 — \$ 7,000 — 252	1995 — \$ 52,119 — 203	1998 — \$269,134 — 108
	1993 — \$14,500 — 230	1996 — \$262,292 — 81	1999 — \$191,734 — 155
	1994 — \$41,292 — 198	1997 — \$891,315 — 23	

Best 1999 Finish: T18—British Open Championship.

1999 Summary: Tournaments entered — 29; in money — 15; top—10 finishes — 0

Career Summary: Tournaments entered — 87; in money — 56; top—10 finishes — 10

Career Earnings: \$1,729,386

NOLAN, Keith Birthdate November 1, 1973 Birthplace Dublin, Ireland Residence Knoxville, TN; plays out of The Ridges, Jonesborough, TN Height 5-9 Weight 212 Family Wife, Yolanda College East Tennessee State University Special Interests All sports Turned Professional 1997 Q School 1997, 1998, 1999 Other Information Played on the BUY.COM TOUR in 1999 and posted two top-10 finishes in 25 events entered. Recorded his lowest four-round total of the year (273) on his way to a T8 at the Boise Open, then finished a season-best T5 the following week at the Oregon Classic. Played in 25 career PGA TOUR events (all in 1998) with a career-best T47 finish at the 1998 Shell Houston Open. Great Britain/Ireland Walker Cup team member in 1997. Winner of 1996 Irish Amateur, 1997 Irish Stroke Play, 1996 Hong Kong Amateur and 1996 Waterford Scratch Cup.



Exempt Status: 21st at 1999 PGA TOUR Qualifying Tournament

Best-Ever Finish: T47—1998 Shell Houston Open.

Money And Position: 1998 — \$17,203 — 251

1999 Summary: Did not play PGA TOUR in 1999

Career Summary: Tournaments entered — 25; in money — 4; top—10 finishes — 0

Career Earnings: \$17,203

NORTH, Andy Birthdate March 9, 1950 Birthplace Thorpe, WI Residence Madison, WI Height 6-4 Weight 200 Family Wife, Susan; Nichole (11/30/74), Andrea (8/22/78) College University of Florida (1972) Special Interest All sports Turned Professional 1972 Q School Fall 1972 Other Information With victories in two U.S. Opens, one of only 17 men to win that event more than once. Winner 1969 Wisconsin State Amateur and 1971 Western Amateur. Three-time All-American at University of Florida. Member 1978 World Cup and 1985 Ryder Cup teams. Turned to golf in seventh grade because bone in knee stopped growing and was disintegrating, causing him to give up football and basketball. Later returned to basketball, earning all-state honors. Golf commentator for ESPN.



Exempt Status: Past Champion

PGA TOUR Victories: 3 — 1977 American Express-Westchester Classic. 1978 U.S. Open. 1985 U.S. Open.

Money And Position:	1972 — \$ 923 — 259	1981 — \$111,401 — 30	1990 — \$99,651 — 137
	1973 — \$ 44,890 — 64	1982 — \$ 82,698 — 50	1991 — \$24,653 — 201
	1974 — \$ 55,455 — 43	1983 — \$ 52,416 — 99	1992 — \$16,360 — 218
	1975 — \$ 44,730 — 53	1984 — \$ 22,131 — 149	1993 — \$14,500 — 230
	1976 — \$ 71,267 — 37	1985 — \$212,268 — 24	1994 — \$ 3,165 — 292
	1977 — \$116,794 — 18	1986 — \$ 41,652 — 146	1995 — \$ 0
	1978 — \$150,398 — 14	1987 — \$ 42,876 — 163	1996 — \$ 0
	1979 — \$ 73,873 — 54	1988 — \$ 10,759 — 212	1997 — \$ 0
	1980 — \$ 55,212 — 70	1989 — \$ 13,620 — 204	1998 — \$ 0
			1999 — \$ 3,841 — 333

Best 1999 Finish: T86—Greater Milwaukee Open.

1999 Summary: Tournaments entered — 3; in money — 1; top—10 finishes — 0

Career Summary: Tournaments entered — 480; in money — 315; top—10 finishes — 50

Career Earnings: \$1,365,530

OTHER PROMINENT MEMBERS OF THE PGA TOUR

O

O'GRADY, Mac Birthdate April 26, 1951 Birthplace Minneapolis, MN Residence Palm Springs, CA Height 6-0 Weight 165 Family Wife, Fumiko Aoyagi College Santa Monica Junior College Special Interests Modern times, sciences, history Turned Professional 1972 Q School 1982 Other Information Beginning in 1971, went through Qualifying School 17 times (spring and fall) before earning TOUR playing privileges. Real name is Phil McGleno, which he changed to Phillip McClelland O'Grady in 1978. Started to caddy in Los Angeles at age 12, now is a frequently sought swing guru. Plays righthanded and putts lefthanded.



Exempt Status: Past Champion

Playoff Record: 1-0

PGA TOUR Victories: 2 — 1986 Canon-Sammy Davis Jr.-Greater Hartford Open. 1987 MONY Tournament of Champions.

Money And Position:	1981 — \$ 645 — 287	1988 — \$116,153 — 98	1994 — \$2,409 — 306
	1983 — \$ 50,379 — 102	1989 — \$ 40,090 — 170	1995 — \$1,540 — 357
	1984 — \$ 41,143 — 120	1990 — \$ 0	1996 — \$ 0
	1985 — \$223,808 — 20	1991 — \$ 14,102 — 220	1997 — \$3,078 — 329
	1986 — \$256,344 — 26	1992 — \$ 2,030 — 305	1998 — \$ 0
	1987 — \$285,109 — 35	1993 — \$ 10,429 — 240	1999 — \$3,520 — 337

Best 1999 Finish: 82—John Deere Classic.

1999 Summary: Tournaments entered — 1; in money — 1; top—10 finishes — 0

Career Summary: Tournaments entered — 237; in money — 106; top—10 finishes — 18

Career Earnings: \$1,050,779

OGILVIE, Joe (OH-gihl-vee) Birthdate April 8, 1974 Birthplace Lancaster, OH Residence Lancaster, OH; plays out of Lancaster CC and New Albany CC, New Albany, OH Height 5-10 Weight 140 Family Single College Duke University (1996, Economics) Special Interests Travel, financial markets Turned Professional 1996 Joined TOUR 1999 Other Information Earned his first PGA TOUR top-10 finish at the Motorola Western Open with rounds of 74-66-72-70 for a T9 and a season-best \$65,000 payday. Posted second career top-10 at the Las Vegas Invitational where rounds of 63-70-66-79-65 resulted in a T10 finish. First-year earnings of \$287,346 were the tenth-best among rookies last year. Two-time winner on 1998 BUY.COM TOUR with victories at the Monterrey Open and Greensboro Open. Lists Warren Buffet and Bill Gates as his heroes. Follows the stock market extensively.



Exempt Status: 24th at 1999 PGA TOUR Qualifying Tournament

Best-Ever Finish: T9—1999 Motorola Western Open.

Money And Position: 1996 — \$ 0 1998 — \$ 0 1999 — \$ 287,346 — 137

Best 1999 Finish: T9—Motorola Western Open.

1999 Summary: Tournaments entered — 31; in money — 14; top—10 finishes — 2

Career Summary: Tournaments entered — 33; in money — 14; top—10 finishes — 2

Career Earnings: \$287,346

OGRIN, David (OH-grin) Birthdate December 31, 1957 Birthplace Waukegan, IL Residence Garden Ridge, TX Height 6-0 Weight 220 Family Wife, Sharon; Amy (6/20/88), Jessica (9/6/89), Dana (3/6/92), Clark Addison (10/18/93) College Texas A&M (1980, Economics) Special Interests Christianity, children, Chicago Cubs Turned Professional 1980 Q School Fall 1982, 1992 Other Information After 14 years and 405 tournaments, earned his first career title at 1996 LaCantera Texas Open. Part of six-man playoff, largest in TOUR history, won by Neal Lancaster at 1994 GTE Byron Nelson Classic. Also lost playoff to Hal Sutton in 1985 St. Jude Classic. Won unofficial Deposit Guaranty Golf Classic in 1987. Winner of 1980 Illinois Open and 1989 Chrysler Team Championship with Ted Schulz. Big Chicago Cubs fan, named his son Clark Addison after two streets that adjoin Wrigley Field. Had childhood ambition of being a switch-hitting catcher. Given his first gold club at age two. Met wife Sharon at 1985 Texas Open and married her at 1986 event.



Exempt Status: Past Champion

PGA TOUR Victories: 2—1987 Deposit Guaranty. 1996 LaCantera Texas Open.

Money And Position:	1983 — \$ 36,003 — 121	1989 — \$234,196 — 59	1995 — \$151,419 — 123
	1984 — \$ 45,461 — 113	1990 — \$ 64,190 — 167	1996 — \$537,225 — 34
	1985 — \$ 76,294 — 95	1991 — \$ 8,024 — 235	1997 — \$593,683 — 36
	1986 — \$ 75,245 — 113	1992 — \$ 33,971 — 193	1998 — \$219,523 — 130
	1987 — \$ 80,149 — 110	1993 — \$155,016 — 104	1999 — \$141,082 — 175
	1988 — \$138,807 — 86	1994 — \$199,199 — 92	

Best 1999 Finish: T17—Greater Milwaukee Open.

1999 Summary: Tournaments entered — 18; in money — 10; top—10 finishes — 0

Career Summary: Tournaments entered — 481; in money — 271; top—10 finishes — 32

Career Earnings: \$2,789,488

OTHER PROMINENT MEMBERS OF THE PGA TOUR

P

PATE, Jerry Birthdate September 16, 1953 Birthplace Macan, GA Residence Pensacola, FL Height 6-0 Weight 175 Family Wife, Soozi; Jenifer (10/5/78), Wesley Nelson (9/5/80), James Kendrick (10/12/83) College University of Alabama Special Interests Water Skiing Turned Professional 1975 Q School Fall 1975 Other Information Winner 1974 U.S. Amateur, 1974 Florida Amateur, 1976 Pacific Masters, 1977 Mixed Team Championship (with Hollis Stacy). Member 1975 Walker Cup, 1981 Ryder Cup and 1982 U.S. vs. Japan teams. Wife Soozi and Bruce Lietzke's wife Rosemarie are sisters.

Exempt Status: Past Champion

PGA TOUR Victories: 8— 1976 U.S. Open, Canadian Open. 1977 Phoenix Open, Southern Open. 1978 Southern Open. 1981 Danny Thomas-Memphis Classic, Pensacola Open. 1982 Tournament Players Championship.

Money And Position:	1975 — \$ 3,250 — 173	1983 — \$28,890 — 136	1991 — \$ 6,249 — 248
	1976 — \$153,103 — 10	1984 — \$41,746 — 118	1992 — \$10,971 — 236
	1977 — \$ 98,152 — 27	1985 — \$ 7,792 — 188	1993 — \$ 0
	1978 — \$172,999 — 10	1986 — \$ 1,445 — 260	1994 — \$ 6,513 — 268
	1979 — \$193,707 — 11	1987 — \$ 2,116 — 265	1995 — \$62,001 — 186
	1980 — \$222,976 — 6	1988 — \$10,075 — 213	1998 — \$ 0
	1981 — \$280,627 — 6	1989 — \$ 9,168 — 213	
	1982 — \$280,141 — 9	1990 — \$26,953 — 200	

1999 Summary: Did not play PGA TOUR in 1999

Career Summary: Tournaments entered — 336; in money — 211; top—10 finishes — 70

Career Earnings: \$ 1,618,874



PEOPLES, David Birthdate January 9, 1960 Birthplace Augusta, ME Residence Orlando, FL Height 5-9 Weight 170 Family Wife, Melissa; Andrew (10/20/89), Benjamin (6/4/92), Matthew (1/29/94) College University of Florida Special Interests Family activities, beach activities, sightseeing Turned Professional 1981 Q School 1982, 1983, 1985, 1986, 1987, 1989 Other Information Winner of the 1991 Buick Southern Open and the 1992 Anheuser-Busch Golf Classic. Made the cut in six of seven events entered in 1999. Best showing of last year was a T12 finish at the John Deere Classic in which he shot his low round of the year (65). Winner 1979 Florida State Amateur. Medalist at 1989 Qualifying Tournament. Won 1990 Isuzu Kapalua International.

Exempt Status: 2nd at 1999 PGA TOUR Qualifying Tournament

PGA TOUR Victories: 2 — 1991 Buick Southern Open. 1992 Anheuser-Busch Golf Classic.

Money And Position:	1983 — \$28,446 — 137	1989 — \$ 82,624 — 140	1994 — \$126,918 — 133
	1984 — \$18,124 — 160	1990 — \$259,367 — 57	1995 — \$ 86,679 — 169
	1986 — \$37,668 — 154	1991 — \$414,346 — 35	1996 — \$ 32,385 — 215
	1987 — \$31,234 — 180	1992 — \$539,531 — 25	1997 — \$ 13,740 — 253
	1988 — \$65,537 — 139	1993 — \$105,309 — 142	1998 — \$ 24,994 — 236
			1999 — \$ 112,965 — 191

Best 1999 Finish: T12—John Deere Classic.

1999 Summary: Tournaments entered — 7; in money — 6; top—10 finishes — 0

Career Summary: Tournaments entered — 386; in money — 206; top—10 finishes — 21

Career Earnings: \$ 1,979,866



PERKS, Craig Birthdate January 6, 1967 Birthplace Palmerston North, New Zealand Residence Broussard, LA Height 6-2 Weight 190 Family Wife, Maureen Elizabeth; Meghan Elizabeth (6/26/96), Nigel William (10/6/98) College University of Southwestern Louisiana Special Interest Family time Turned Professional 1993 Q-School 1999 Other Information Member of the BUY.COM TOUR from 1996-99. Two top-10s last year included a runner-up finish at the Oregon Classic and a T5 the following week at the Inland Empire Open. Best prior finish on the BUY.COM TOUR was second-place in the 1996 Carolina Classic. Owns four Hooters Tour victories. All-American at Oklahoma (1990) who also was a two-time table tennis champion in New Zealand.

Exempt Status: 39th at 1999 PGA TOUR Qualifying Tournament

Money And Position: 1993 — \$ 0

1999 Summary: Did not play PGA TOUR in 1999

Career Summary: Tournaments entered — 1; in money — 0; top—10 finishes — 0



PFEIL, Mark (FILE) Birthdate July 18, 1951 Birthplace Chicago Heights, IL Residence La Quinta, CA Height 5-11 Weight 175 Family Wife, Diana; Kimberly Ann (9/19/80), Kathryn (8/23/84) College University of Southern California Special Interest Family activities Turned Professional 1974 Joined TOUR Fall 1975 and Fall 1976 Other Information Member 1973 Walker Cup team. All-American 1973 and 1974. Winner 1972 and 1974 Pacific Coast Amateur, 1973 Southern California Amateur, 1974 PAC-8. Winner 1983 Anderson-Pacific Classic (TPS), 1991 Concord General Pro-Am.

Exempt Status: Past Champion

PGA TOUR Victories: 1 — 1980 Tallahassee Open

Money And Position:	1976 — \$ 439 — 264	1984 — \$101,878 — 69	1992 — \$ 2,495 — 287
	1977 — \$ 9,924 — 151	1985 — \$ 54,098 — 116	1993 — \$ 9,100 — 242
	1978 — \$13,943 — 124	1986 — \$ 67,488 — 122	1994 — \$ 1,435 — 326
	1979 — \$18,963 — 125	1987 — \$ 11,882 — 203	1995 — \$ 2,890 — 323
	1980 — \$52,704 — 73	1988 — \$ 6,057 — 235	1996 — \$23,510 — 235
	1981 — \$28,950 — 114	1989 — \$ 0	1997 — \$ 9,912 — 274
	1982 — \$62,633 — 73	1990 — \$ 3,383 — 260	1998 — \$ 6,225 — 302
	1983 — \$85,477 — 66	1991 — \$ 0	1999 — \$ 0

Best 1999 Finish: Did not make a cut on 1999 PGA TOUR

1999 Summary: Tournaments entered — 1; in money — 0; top—10 finishes — 0

Career Summary: Tournaments entered — 331; in money — 189; top—10 finishes — 12

Career Earnings: \$573,387



OTHER PROMINENT MEMBERS OF THE PGA TOUR

POHL, Dan (POLE) Birthdate April 1, 1955 Birthplace Mt. Pleasant, MI Residence Phoenix, AZ Height 5-11 Weight 175 Family Wife, Mitzi; Michelle (2/2/78), Joshua Daniel (9/10/84), Taylor Whitney (9/10/86) College University of Arizona Special Interests Fishing, hunting Turned Professional 1977 Q School Spring 1978, 1979 Other Information Career has been sidetracked by numerous injuries, necessitating surgeries on back (1989), both knees (1994) and neck (1995). Despite setbacks has two TOUR victories. Winner 1987 Vardon Trophy, 1987 All-Around category and 1988 Epson Stats Match. Lost playoff to Craig Stadler in 1982 Masters.



Exempt Status: Past Champion

Playoff Record: 1-2

PGA TOUR Victories: 2 — 1986 Colonial National Invitation, NEC World Series of Golf.

Money And Position: 1978 — \$ 1,047 — 237 1985 — \$198,829 — 27 1993 — \$ 97,830 — 146
1979 — \$ 38,393 — 99 1986 — \$463,630 — 5 1994 — \$ 21,734 — 221
1980 — \$105,008 — 44 1987 — \$465,269 — 17 1995 — \$166,219 — 117
1981 — \$ 94,303 — 42 1988 — \$396,400 — 27 1996 — \$100,562 — 162
1982 — \$ 97,213 — 40 1989 — \$195,789 — 74 1997 — \$ 12,047 — 260
1983 — \$ 89,830 — 62 1991 — \$163,438 — 95 1998 — \$ 11,523 — 266
1984 — \$182,653 — 32 1992 — \$131,486 — 110 1999 — \$ 15,008 — 266

Best 1999 Finish: T62—MasterCard Colonial, Greater Milwaukee Open.

1999 Summary: Tournaments entered — 4; in money — 3; top—10 finishes — 0

Career Summary: Tournaments entered — 408; in money — 296; top—10 finishes — 70

Career Earnings: \$ 3,048,211

POOLEY, Don Birthdate August 27, 1951 Birthplace Phoenix, AZ Residence Tucson, AZ Height 6-3 Weight 190 Family Wife, Margaret; Lynn (1/19/80), Kerri (5/19/82) College University of Arizona Special Interests Basketball, Lynn and Kerri's activities Turned Professional 1973 Q School Fall 1975, 1976 Other Information Member of the PGA TOUR since 1976. First victory came at 1980 B.C. Open, where he fired a final-round 68 to defeat Peter Jacobsen by one stroke. Overcame four-stroke deficit to win 1987 Memorial Tournament. Made Million-Dollar Hole-in-One at 1987 Bay Hill Classic. 192-yard 4-iron hit 17th hole flagstick two feet above cup and dropped in. Arnold Palmer Children's Hospital received \$500,000. Winner of 1992 Amoco Centel Championship. Winner of 1985 Vardon Trophy and PGA TOUR putting leader in 1988 and 1997.



Exempt Status: Past Champion

PGA TOUR Victories: 2—1980 B.C. Open, 1987 Memorial Tournament.

Money And Position: 1976 — \$ 2,139 — 204 1984 — \$120,699 — 54 1992 — \$135,683 — 107
1977 — \$ 24,507 — 95 1985 — \$162,094 — 46 1993 — \$123,105 — 122
1978 — \$ 31,945 — 85 1986 — \$268,274 — 22 1994 — \$ 76,978 — 171
1979 — \$ 6,932 — 172 1987 — \$450,005 — 18 1995 — \$226,804 — 82
1980 — \$157,973 — 18 1988 — \$239,534 — 46 1996 — \$ 94,351 — 169
1981 — \$ 75,730 — 58 1989 — \$214,662 — 66 1997 — \$312,660 — 78
1982 — \$ 87,962 — 49 1990 — \$192,570 — 83 1998 — \$ 48,547 — 205
1983 — \$145,979 — 36 1991 — \$ 67,549 — 156 1999 — \$ 19,063 — 260

Best 1999 Finish: T37—Touchstone Energy Tucson Open.

1999 Summary: Tournaments entered — 8; in money — 2; top—10 finishes — 0

Career Summary: Tournaments entered — 530; in money — 349; top—10 finishes — 80

Career Earnings: \$ 3,285,743

Q

QUIGLEY, Brett Birthdate August 18, 1969 Birthplace Ft. Devens, MA Residence Jupiter, FL; plays out of Rhode Island CC, Barrington, RI Height 5-11 Weight 160 Family Single College University of South Carolina (1991) Special Interests Surfing, reading, cars, motorcycles Turned Professional 1991 Other Information Shared the first-round lead at the 1999 AT&T Pebble Beach National Pro-Am with an opening 66 before closing out with 73-73 for a T10 finish. Shot four consecutive sub-par rounds of 70-65-66-70 for a season-best 13-under par and his second T10 finish of the year. Shot his year's low rounds of 65 at FedEx St. Jude Classic and John Deere Classic. Captured the 1996 Philadelphia Classic en route to finishing No. 5 on that year's BUY.COM TOUR money list. Winner of 1987 U. S. Junior Amateur and 1990 Rhode Island Amateur. Named Academic All-American in 1990 and 1991. Caddied for his uncle, Dana Quigley, now a member of the SENIOR PGA TOUR, when Dana fired a 61 at the 1981 Greater Hartford Open.



Exempt Status: 152nd on 1999 PGA TOUR money list

Best-Ever Finish: T4 — 1998 United Airlines Hawaiian Open.

Money And Position: 1991 — \$1,990 — 298 1997 — \$172,023 — 128 1999 — \$209,318 — 152
1992 — \$ 0 1998 — \$224,076 — 127

Best 1999 Finish: T10—AT&T Pebble Beach National Pro-Am, FedEx St. Jude Classic.

1999 Summary: Tournaments entered — 22; in money — 12; top—10 finishes — 2

Career Summary: Tournaments entered — 88; in money — 50; top—10 finishes — 4

Career Earnings: \$607,407

OTHER PROMINENT MEMBERS OF THE PGA TOUR

R

RANDOLPH, Sam Birthdate May 13, 1964 Birthplace Santa Barbara, CA Residence Ft. Worth, TX Height 6-0 Weight 175 Family Wife, Julie College University of Southern California Special Interests All sports, fishing Turned Professional 1986 Q School 1986, 1990 Other Information 1985 U.S. Amateur Champion, 1985 California State Amateur Champion. Three-time first-team All-American. Winner 13 collegiate titles. Awarded 1985 Fred Haskins Trophy as outstanding collegiate player. 1981 Junior World Champion and California State High School Champion. Low amateur in 1985 and 1986 Masters Tournaments and 1986 U.S. Open.



Exempt Status: Past Champion

PGA TOUR Victories: 1 — 1987 Bank of Boston Classic

Money And Position: 1985 — \$ 0 1990 — \$27,529 — 198 1995 — \$ 4,956 — 303
1986 — \$ 11,976 — 197 1991 — \$68,668 — 154 1996 — \$22,166 — 237
1987 — \$180,378 — 58 1992 — \$49,085 — 176 1997 — \$ 2,484 — 343
1988 — \$117,132 — 97 1993 — \$ 4,460 — 275 1998 — \$24,779 — 237
1989 — \$ 35,561 — 178 1994 — \$ 3,513 — 290 1999 — \$ 0

Best 1999 Finish: Did not make a cut on 1999 PGA TOUR

1999 Summary: Tournaments entered — 1; in money — 0; top-10 finishes — 0

Career Summary: Tournaments entered — 155; in money — 83; top-10 finishes — 5

Career Earnings: \$552,688

RENNER, Jack Birthdate July 6, 1956 Birthplace Palm Springs, CA Residence San Diego, CA Height 6-0 Weight 150 Family Wife, Lisa; Jill Marie (6/10/90) College College of the Desert Special Interests Reading, all sports Turned Professional 1976 Q School Spring 1977 Other Information Winner 1972 World Junior, 1973 U.S. Junior.



Exempt Status: Past Champion

Playoff Record: 1-0

PGA TOUR Victories: 3 — 1979 Manufacturers Hanover Westchester Classic, 1981 Pleasant Valley-Jimmy Fund Classic, 1984 Hawaiian Open.

Money And Position: 1977 — \$ 12,837 — 129 1985 — \$202,761 — 26 1993 — \$ 0
1978 — \$ 73,996 — 33 1986 — \$ 84,028 — 100 1994 — \$ 2,819 — 297
1979 — \$182,808 — 14 1987 — \$ 92,289 — 102 1995 — \$ 0
1980 — \$ 97,501 — 45 1988 — \$ 82,047 — 128 1996 — \$17,500 — 250
1981 — \$193,292 — 11 1989 — \$ 0 1997 — \$ 0
1982 — \$ 95,589 — 42 1990 — \$ 7,451 — 241 1998 — \$ 2,697 — 347
1983 — \$133,290 — 41 1991 — \$ 13,612 — 222 1999 — \$10,909 — 282
1984 — \$260,153 — 19 1992 — \$ 13,511 — 225

Best 1999 Finish: T30—John Deere Classic.

1999 Summary: Tournaments entered — 4; in money — 1; top-10 finishes — 0

Career Summary: Tournaments entered — 336; in money — 234; top-10 finishes — 53

Career Earnings: \$1,579,090

RESTINO, John Birthdate June 8, 1963 Birthplace Westchester, NY Residence Orlando, FL Height 6-0 Weight 160 Family Wife, Wendy; Skylar Grace (5/11/99) Special Interests Animals, nature, family time Turned Professional 1986 Q-School 1999 Other Information Rookie on the PGA TOUR in 2000 after finishing T30 at the 1999 PGA TOUR Qualifying School. Prior professional playing experience includes time on the South African PGA Tour (1993-94), Canadian PGA Tour (1988-89, 1992-94) and Tommy Armour Mini Tour (1992). Has shot seven career double eagles and three holes-in-one during competitive rounds.



Exempt Status: 30th at 1999 PGA TOUR Qualifying Tournament

1999 Summary: Did not play PGA TOUR in 1999

Career Summary: Tournaments entered — 0; in money — 0; top-10 finishes — 0

RINKER, Larry Birthdate July 20, 1957 Birthplace Stuart, FL Residence Winter Park, FL Height 5-9 Weight 155 Family Wife, Jan; Devon Lyle (11/15/88), Trevor William (2/12/91), Morgan Elizabeth (6/4/92) College University of Florida Special Interests Guitar, jazz, music, sports Turned Professional 1979 Q School 1981, 1982, 1983, 1995 Other Information Played in 31 PGA TOUR events with two top-25 finishes among his 13 cuts made in 1999. Best finish was a the Las Vegas Invitational in which he finished T22 after shooting rounds of 70-65-67-76-69. Has finished in second place twice in 16 previous full PGA TOUR seasons since 1980. Lone PGA TOUR-related victory came at the 1985 JCPenney/Mixed Team Classic, which he won along with his sister Laurie, a member of the LPGA. Brother, Lee, is a member of the PGA TOUR.



Exempt Status: Veteran Member

Best-Ever Finish: 2—1984 USF&G Classic, 1985 Bing Crosby National Pro-Am.

Money And Position: 1980 — \$ 0 1987 — \$ 72,173 — 123 1994 — \$ 47,435 — 192
1981 — \$ 2,279 — 226 1988 — \$125,471 — 95 1995 — \$ 9,975 — 258
1982 — \$ 26,993 — 133 1989 — \$109,305 — 117 1996 — \$ 12,770 — 263
1983 — \$ 31,394 — 128 1990 — \$132,442 — 117 1997 — \$188,281 — 124
1984 — \$116,494 — 60 1991 — \$115,956 — 127 1998 — \$240,743 — 120
1985 — \$195,390 — 30 1992 — \$163,954 — 94 1999 — \$114,890 — 187
1986 — \$ 80,635 — 106 1993 — \$130,613 — 118

Best 1999 Finish: T22—Las Vegas Invitational.

1999 Summary: Tournaments entered — 31; in money — 13; top-10 finishes — 0

Career Summary: Tournaments entered — 490; in money — 274; top-10 finishes — 26

Career Earnings: \$1,917,195

OTHER PROMINENT MEMBERS OF THE PGA TOUR

ROLLINS, John Birthdate June 25, 1975 Birthplace Richmond, VA Residence Richmond, VA; plays out of Meadowbrook CC Height 6-0 Weight 210 Family Wife, Jenny College Virginia Commonwealth University Special Interests Playing guitar, enjoying time with friends Turned Professional 1997 Q-School 1998, 1999 Other Information As a rookie on the 1999 BUY.COM TOUR, collected \$28,736 and finished 82nd on the money list. Third place finish at the Hershey Open was his lone top-10 in 20 appearances. Shot a season-best 65 in the second round of the Upstate Classic. Two-time Virginia state amateur champion in 1996 and 1997.



Exempt Status: 17th at 1999 PGA TOUR Qualifying Tournament

Money And Position: 1998 — \$ 0

1999 Summary: Did not play PGA TOUR in 1999

Career Summary: Tournaments entered — 1; in money — 0; top-10 finishes — 0

ROSBURG, Bob Birthdate October 21, 1926 Birthplace San Francisco, CA Residence La Quinta, CA Height 5-11 Weight 185 Family Wife, Eleanor, three children College Stanford University (1948) Special Interests All sports Turned Professional 1953 Other Information 1958 Vardon Trophy winner. Member 1959 Ryder Cup team. Tournament Policy Board Player Director 1972-73. Color commentator for ABC golf telecasts.



Exempt Status: Winner, 1959 PGA Championship

Playoff Record: 1-5

PGA TOUR Victories: 6 — 1954 Miami Open. 1956 Motor City Open, San Diego Open. 1959 PGA Championship. 1961 Bing Crosby Pro-Am. 1972 Bob Hope Desert Classic.

Career Earnings: \$428,728

ROSE, Clarence Birthdate December 8, 1957 Birthplace Goldsboro, NC Residence Goldsboro, NC Height 5-8 Weight 175 Family Wife, Jan; Clark (2/20/89), Allison (12/8/90) College Mt. Olive College, Clemson University Special Interest All sports Turned Professional 1981 Q School Spring 1981, 1995 Other Information Winner of 1996 Sprint International. Defeated Brad Faxon in playoff when he made putt from off the green for eagle. Prior to victory had finished second six times on the PGA TOUR. Played BUY.COM TOUR full time in 1995 and won Pensacola Classic. Winner of 1997 JCPenney Classic with Amy Fruwirth. Winner of 1979 North Carolina Amateur. All-America selection in 1980. Deals with separation from family by faxing messages to children from tournament sites. Effectively left competitive golf in 1990 after learning 18-month old son Clark had testicular cancer. Clark recovered, but Clarence played in just 18 TOUR events from 1992-95.



Exempt Status: Past Champion

Playoff Record: 1-1

PGA TOUR Victories: 1 — 1996 The Sprint International.

Money And Position:	1981 — \$ 965 — 268	1987 — \$173,154 — 59	1993 — \$ 6,823 — 251
	1982 — \$ 41,075 — 102	1988 — \$228,976 — 48	1994 — \$ 2,992 — 295
	1983 — \$ 45,271 — 109	1989 — \$267,141 — 49	1995 — \$ 7,061 — 283
	1984 — \$ 62,278 — 92	1990 — \$ 25,908 — 202	1996 — \$461,899 — 41
	1985 — \$133,610 — 63	1991 — \$ 9,564 — 228	1997 — \$256,481 — 97
	1986 — \$189,387 — 44	1992 — \$ 10,488 — 240	1998 — \$190,343 — 142
			1999 — \$ 36,451 — 234

Best 1999 Finish: T27—Shell Houston Open.

1999 Summary: Tournaments entered — 22; in money — 4; top-10 finishes — 0

Career Summary: Tournaments entered — 459; in money — 236; top-10 finishes — 26

Career Earnings: \$2,149,868

RUMMELLS, Dave Birthdate January 26, 1958 Birthplace Cedar Rapids, IA Residence Orlando, FL Height 6-0 Weight 150 Family Wife, Ira; Melissa (12/23/88), Eric (7/1/90) College Iowa Special Interests Fishing, bowling, basketball Turned Professional 1981 Q School Fall 1985, 1990, 1992 Other Information Earned return trip to PGA TOUR in 1997 by virtue of sixth-place finish on 1996 BUY.COM TOUR money list. Won 1996 South Carolina Classic for first professional victory. Captured second title at 1997 Knoxville Open. Earned \$108,000, largest paycheck of career, for second-place finish at 1993 Buick Invitational of California. Has carded four 61s in PGA TOUR events. Made only 11 starts in 1997 due to continuation of back problems that have plagued him in recent years.



Exempt Status: Veteran Member

Best-Ever Finish: 2 — 1993 Buick Invitational of California

Money And Position:	1986 — \$ 83,227 — 103	1991 — \$213,627 — 79	1996 — \$ 3,045 — 343
	1987 — \$154,720 — 67	1992 — \$ 95,203 — 134	1997 — \$90,345 — 172
	1988 — \$274,800 — 38	1993 — \$247,963 — 67	1998 — \$18,746 — 247
	1989 — \$419,979 — 24	1994 — \$122,872 — 138	1999 — \$ 0
	1990 — \$111,539 — 131	1995 — \$ 26,095 — 232	

Best 1999 Finish: Did not make a cut on 1999 PGA TOUR

1999 Summary: Tournaments entered — 2; in money — 0; top-10 finishes — 0

Career Summary: Tournaments entered — 319; in money — 191; top-10 finishes — 23

Career Earnings: \$1,862,161

OTHER PROMINENT MEMBERS OF THE PGA TOUR

S

SAUERS, Gene Birthdate August 22, 1962 Birthplace Savannah, GA Residence Savannah, GA; plays out of Haig Point Club, Dafuskie Island, SC Height 5-8 Weight 150 Family Wife, Tammy; Gene Jr. (1/23/89), Rhett (7/16/90), Dylan Thomas (8/30/93) College Georgia Southern University Special Interest Snow skiing, hunting, sport fishing Turned Professional 1984 Q School 1983 Other Information Named BUY.COM TOUR Player of the Month for May 1998. Earned his first BUY.COM TOUR win at the South Carolina Classic, becoming the first former PGA TOUR champion to win a BUY.COM TOUR event since Mark Carnevale won the 1997 Inland Empire Open. Led BUY.COM TOUR in putting average (1.728) for 1998 season. In addition to two official PGA TOUR victories, won unofficial 1990 Deposit Guaranty Golf Classic. Increased earnings each of his first nine seasons on the PGA TOUR. Winner of Trans America Athletic Conference title at Georgia Southern. Winner of three Georgia State Opens, one as an amateur. Avid sport fisherman who has won a number of fishing tournaments.



Exempt Status: Past Champion

Playoff Record: 1-3

PGA TOUR Victories: 2 — 1986 Bank of Boston. 1989 Hawaiian Open.

Money And Position:	1984 — \$ 36,537 — 128	1989 — \$303,669 — 38	1994 — \$250,654 — 73
	1985 — \$ 48,526 — 121	1990 — \$374,485 — 31	1995 — \$311,578 — 60
	1986 — \$199,044 — 42	1991 — \$400,535 — 37	1996 — \$123,904 — 148
	1987 — \$244,655 — 38	1992 — \$434,566 — 32	1997 — \$116,445 — 157
	1988 — \$280,719 — 35	1993 — \$117,608 — 128	1998 — \$ 47,917 — 206
			1999 — \$ 9,720 — 292

Best 1999 Finish: T30—B.C. Open.

1999 Summary: Tournaments entered — 6; in money — 1; top—10 finishes — 0

Career Summary: Tournaments entered — 375; in money — 257; top—10 finishes — 43

Career Earnings: \$ 3,300,561

SCHULZ, Ted Birthdate October 29, 1959 Birthplace Louisville, KY; plays out of Lake Forest CC Residence Louisville, KY Height 6-2 Weight 190 Family Wife, Diane; Samuel Tucker (11/10/91), Shelby Ann (12/10/95), Sophie Marie (2/10/96) College Louisville Special Interests All sports, Bible study Turned Professional 1984 Q School 1986, 1988 Other Information Fired 12-under-par 272 to claim one-stroke victory over Jeff Sluman at 1991 Nissan Los Angeles Open. Two-time victor in 1989, at Southern Open and in unofficial Chrysler Team Championship with David Ogren. Played Asian Tour after losing card in 1988. Won 1983 Kentucky State Amateur, 1984 and 1988 Kentucky State Opens.



Exempt Status: Past Champion

Playoff Record: 0-1

PGA TOUR Victories: 2 — 1989 Southern Open. 1991 Nissan Los Angeles Open.

Money And Position:	1987 — \$ 17,838 — 190	1991 — \$508,058 — 29	1995 — \$29,290 — 227
	1988 — \$ 2,854 — 263	1992 — \$259,204 — 60	1996 — \$10,259 — 275
	1989 — \$391,855 — 30	1993 — \$164,260 — 100	1997 — \$ 0
	1990 — \$193,127 — 82	1994 — \$ 37,537 — 202	1998 — \$ 4,137 — 322
			1999 — \$20,377 — 256

Best 1999 Finish: T30—John Deere Classic.

1999 Summary: Tournaments entered — 5; in money — 3; top—10 finishes — 0

Career Summary: Tournaments entered — 279; in money — 137; top—10 finishes — 15

Career Earnings: \$ 1,638,795

SCHWARZROCK, Brent (SHWARZ-rock) Birthdate May 11, 1972 Birthplace Orlando, FL Residence St. Simons Island, FL Height 6-4 Weight 220 Family Single College Brevard Community College (Associate Degree) Special Interests Fishing, hunting Turned Professional 1995 Q School 1998 Other Information Rookie on the PGA TOUR in 1999. Member of the 1998 BUY.COM TOUR, where he finished 65th on the money list. Lost in playoff to Dennis Paulson at Huntsville Open. All-American in 1993. Won Florida State College Tournament in 1993. One competitive hole-in-one, during 1997 Golden Bear Tour event. Father got him started in golf at age 10.



Exempt Status: Special Medical Extension

Money And Position: 1999 - \$ 0

Best 1999 Finish: Did not make a cut on 1999 PGA TOUR

1999 Summary: Tournaments entered - 1; in money - 0; top-10 finishes - 0

Career Summary: Tournaments entered - 1; in money - 0; top-10 finishes - 0

SIECKMANN, Tom (SEEK-mun) Birthdate January 14, 1955 Birthplace York, NE Residence Omaha, NE Height 6-5 Weight 220 Family Wife, Debbie; Lauren Elizabeth (2/2/94), Alexander Robert (9/27/97) College Oklahoma State Special Interests Tennis, basketball, reading Turned Professional 1977 Q School 1984, 1985, 1987 Other Information Won 1988 Anheuser-Busch Golf Classic in playoff with Mark Wiebe. Winner 1981 Philippines, Thailand and Brazilian Opens, 1982 Rolex Open (Switzerland), 1984 Singapore Open, 1992 Mexican Open. Medalist 1985 PGA TOUR Qualifying Tournament. Started college at Nebraska before transferring to Oklahoma State, where teammates included David Edwards.



Exempt Status: Past Champion

Playoff Record: 1-0

PGA TOUR Victories: 1 — 1988 Anheuser-Busch Classic

Money And Position:	1980 — \$ 0	1988 — \$209,151 — 54	1994 — \$55,304 — 184
	1982 — \$ 1,358 — 262	1989 — \$ 97,465 — 128	1996 — \$ 0
	1984 — \$ 0	1990 — \$141,242 — 110	1997 — \$ 3,224 — 324
	1985 — \$30,052 — 143	1991 — \$278,598 — 61	1998 — \$ 0
	1986 — \$63,395 — 125	1992 — \$173,424 — 88	1999 — \$ 3,408 — 339
	1987 — \$52,597 — 146	1993 — \$201,429 — 87	

Best 1999 Finish: T63—B.C. Open.

1999 Summary: Tournaments entered — 2; in money — 1; top—10 finishes — 0

Career Summary: Tournaments entered — 312; in money — 142; top—10 finishes — 16

Career Earnings: \$ 1,310,647

OTHER PROMINENT MEMBERS OF THE PGA TOUR

SILLS, Tony Birthdate December 5, 1955 Birthplace Los Angeles, CA Residence Nashville, TN Height 5-10 Weight 185 Family Emily Ann (5/1/89) College University of Southern California Special Interests Golf club design, movies Turned Professional 1980 Q School 1982, 1994 Other Information Winner 1971 Los Angeles City Junior title, 1976 Southern California Amateur, 1981 Queen Mary Open, 1982 Coors (Kansas) Open.

Exempt Status: Past Champion

Playoff Record: 1-0

PGA TOUR Victories: 1—1990 Independent Insurance Agent Open

Money And Position: 1983 — \$ 47,488 — 105 1989 — \$ 77,181 — 143 1995 — \$113,186 — 151
1984 — \$ 90,055 — 72 1990 — \$243,350 — 61 1996 — \$ 11,734 — 267
1985 — \$125,255 — 66 1991 — \$ 13,490 — 223 1997 — \$ 0
1986 — \$216,881 — 38 1992 — \$ 10,575 — 238 1998 — \$ 5,475 — 307
1987 — \$107,508 — 92 1993 — \$ 11,686 — 233 1999 — \$ 0
1988 — \$ 76,690 — 132 1994 — \$ 22,807 — 219

Best 1999 Finish: Did not make a cut on 1999 PGA TOUR

1999 Summary: Tournaments entered — 1; in money — 0; top—10 finishes — 0

Career Summary: Tournaments entered — 335; in money — 173; top—10 finishes — 22

Career Earnings: \$1,173,361



SIMPSON, Tim Birthdate May 6, 1956 Birthplace Atlanta, GA Residence Cummings, GA Height 5-10 Weight 195 Family Wife, Kathy; Christopher (1/5/84), Katie (9/24/86) College University of Georgia Special Interests Bow hunting, fishing, Harley Davidsons Turned Professional 1977 Q School 1977, 1996 Other Information Winner 1976 Southern Amateur, All-Southeastern Conference and All-American. Winner Georgia and Atlanta Junior titles, 1981 World Under-25 Championship. Member 1990 Asahi Glass Four Tours team.

Exempt Status: Past Champion

Playoff Record: 0-2

PGA TOUR Victories: 4 — 1985 Southern Open, 1989 USF&G Classic, Walt Disney World/Oldsmobile Classic, 1990 Walt Disney World/Oldsmobile Classic

Money And Position: 1977 — \$ 2,778 — 201 1985 — \$164,702 — 44 1993 — \$111,436 — 134
1978 — \$ 38,714 — 79 1986 — \$240,911 — 31 1994 — \$126,861 — 134
1979 — \$ 36,223 — 106 1987 — \$168,261 — 62 1995 — \$ 2,688 — 329
1980 — \$ 27,172 — 114 1988 — \$200,748 — 56 1996 — \$ 13,953 — 258
1981 — \$ 62,063 — 71 1989 — \$761,597 — 6 1997 — \$ 33,166 — 224
1982 — \$ 62,153 — 74 1990 — \$809,772 — 8 1998 — \$ 7,423 — 298
1983 — \$ 96,419 — 59 1991 — \$196,582 — 85
1984 — \$157,082 — 41 1992 — \$ 85,314 — 144

1999 Summary: Did not play PGA TOUR in 1999

Career Summary: Tournaments entered — 524; in money — 358; top—10 finishes — 66

Career Earnings: \$3,406,017



SMITH, Jerry Birthdate April 24, 1964 Birthplace Council Bluffs, IA Residence Scottsdale, AZ Height 6-1 Weight 175 Family Wife, Jennifer College McLennan Junior College, Baylor University Special Interests Reading Turned Professional 1987 Q-School 1998, 1999 Other Information Posted five top-10 finishes as a member of the 1999 BUY.COM TOUR, including a season-best third-place finish at the Cleveland Open. He is the fifth generation in his family to be in the golf industry. Credits his father, a golf course superintendent for over 35 years, for getting him involved in golf. Winner of 1998 Guam Open on the Omega Tour.

Exempt Status: 7th at 1999 PGA TOUR Qualifying Tournament

Best-Ever Finish: T55—1988 Hardee's Golf Classic.

Money And Position: 1988 — \$1,368 — 296 1993 — \$ 0 1994 — \$1,990 — 318

1999 Summary: Did not play PGA TOUR in 1999

Career Summary: Tournaments entered — 4; in money — 2; top—10 finishes — 0

Career Earnings: \$3,358



SMITH, Mike Birthdate August 25, 1950 Birthplace Selma, AL Residence Titusville, FL Height 5-11 Weight 175 Family Wife, Monica; Christopher Michael (6/22/87), Payton (7/5/94) College Brevard Junior College Turned Professional 1973 Q School Spring 1973, Fall 1981, 1983, 1989 Other Information Winner 1968 Dixie Junior, 1971 National Junior College Tournament.

Exempt Status: Veteran Member


Best-Ever Finish: 2 — 1985 Panasonic Invitational

Money And Position: 1980 — \$ 508 — 299 1987 — \$ 33,634 — 176 1994 — \$57,850 — 183
1981 — \$ 19,682 — 136 1988 — \$ 3,630 — 257 1995 — \$48,088 — 205
1982 — \$ 13,749 — 163 1990 — \$170,034 — 94 1996 — \$11,200 — 271
1984 — \$ 42,045 — 116 1991 — \$149,613 — 101 1997 — \$ 7,059 — 289
1985 — \$158,918 — 47 1992 — \$178,964 — 84 1998 — \$ 2,806 — 345
1986 — \$ 19,159 — 179 1993 — \$107,375 — 137

1999 Summary: Did not play PGA TOUR in 1999

Career Summary: Tournaments entered — 335; in money — 162; top—10 finishes — 14

Career Earnings: \$ 1,024,313



OTHER PROMINENT MEMBERS OF THE PGA TOUR

SPENCE, Craig Birthdate September 17, 1974 Birthplace Colac Victoria, Australia Residence Colac Victoria, Australia Height 5-11 Weight 160 Family Single Special Interest Watching movies
Turned Professional 1996 **Q-School** 1999 **Other Information** Played in eight PGA TOUR events and made three cuts in 1999, including his best finish, a T4 at the B.C. Open. Finished third on the Australasian Tour money list in 1999. Winner of the 1999 Australian Masters. Lists Muhammad Ali as his hero and his win in last year's Australian Masters as his biggest thrill in golf.
Exempt Status: 8th at 1999 PGA TOUR Qualifying Tournament
Best-Ever Finish: T4— 1999 B.C. Open.
Money And Position: 1999 — \$ 65,270 — 215
Best 1999 Finish: T4—B.C. Open.
1999 Summary: Tournaments entered — 8; in money — 3; top—10 finishes — 1
Career Summary: Tournaments entered — 8; in money — 3; top—10 finishes — 1
Career Earnings: \$65,270



SPOSA, Mike (SPO-zuh) Birthdate June 5, 1969 Birthplace Teaneck, NJ Residence Coral Springs, FL Height 5-11 Weight 170 Family Wife, DeAnna; Chase (3/6/98) College University of Tennessee (1991, Psychology) Special Interests Guitar, fly fishing, photography **Turned Professional** 1991 **Joined TOUR** 1999 **Other Information** In his first season on TOUR, finished 11th among rookies in earnings with \$255,408. Made 17 cuts in 31 events, including his best finish of the year, a T10 at the Kemper Open. Best round of the year was a 65 in his third TOUR event at the Buick Invitational. Shot all four rounds under par at FedEx St. Jude. Earned his first career BUY.COM TOUR title at 1998 Boise Open. Member of BUY.COM TOUR 1994-96 and 1998. Member of 1991 Walker Cup team, which he calls his biggest thrill in golf. Winner of 1990 Southeastern Conference individual title. All-America selection in 1990 and 1991. Has made three competitive holes-in-one.
Exempt Status: 147th on 1999 PGA TOUR money list
Best-Ever Finish: T10—1999 Kemper Open.
Money And Position: 1991 — \$ 0 1997 — \$ 0 1999 — \$255,408 — 147
Best 1999 Finish: T10—Kemper Open.
1999 Summary: Tournaments entered — 31; in money — 17; top—10 finishes — 1
Career Summary: Tournaments entered — 34; in money — 17; top—10 finishes — 1
Career Earnings: \$255,408



SPRINGER, Mike Birthdate November 3, 1965 Birthplace San Francisco, CA Residence Fresno, CA Height 5-11 Weight 210 Family Wife, Crystal College University of Arizona Special Interests Hunting, skiing **Turned Professional** 1988 **Q School** 1991, 1999 **Other Information** Tied his career low round with an opening day 63 on the way to a T8 finish at the Canon Greater Hartford Open, his best of 1999. Wire-to-wire winner of the 1994 Kmart Greater Greensboro Open. Other career victory came at the Greater Milwaukee Open later that same year. Nine-year PGA TOUR veteran whose best season was 1994 when he finished 13th on the money list with \$770,717. Has 22 career top-10 finishes. Also won four events on the BUY.COM TOUR, including three in his inaugural season of 1990.
Exempt Status: 27th at 1999 PGA TOUR Qualifying Tournament
PGA TOUR Victories: 2—1994 Kmart Greater Greensboro Open, Greater Milwaukee Open.
Money And Position: 1988 — \$ 0 1994 — \$770,717 — 13 1998 — \$230,795 — 124
1991 — \$178,587 — 91 1995 — \$ 55,146 — 198 1999 — \$165,675 — 168
1992 — \$144,316 — 104 1996 — \$164,666 — 128
1993 — \$214,729 — 79 1997 — \$191,422 — 119
Best 1999 Finish: T8—Canon Greater Hartford Open.
1999 Summary: Tournaments entered — 33; in money — 12; top—10 finishes — 1
Career Summary: Tournaments entered — 259; in money — 124; top—10 finishes — 22
Career Earnings: \$ 2,116,053



STANDLY, Mike Birthdate May 19, 1964 Birthplace Abilene, TX Residence Houston, TX Height 6-0 Weight 190 Family: Single College University of Houston Special Interests Fishing, hunting **Turned Professional** 1986 **Q School** 1990 **Other Information** PGA TOUR member 1991-98. Lone victory came at 1993 Freeport-McMoRan Classic, where he posted a final-round 67 to come from two strokes off the lead. Finished second at 1997 Deposit Guaranty Golf Classic when Billy Ray Brown birdied the final hole to win by one. Has 29 top-25 finishes in PGA TOUR career. Medalist in 1991 PGA TOUR Qualifying Tournament. Played BUY.COM TOUR in 1990, earning \$10,446 in 28 events. Runner-up to Scott Verplank in 1986 NCAA finals. 1986 All-American. Winner of the 1984 Boone Links Invitational. Each year plays host to the Mike Standly Pro-Am benefiting the AIDS Foundation.
Exempt Status: Past Champion
PGA TOUR Victories: 1 — 1993 Freeport-McMoRan Classic.
Money And Position: 1986 — \$ 0 1992 — \$213,712 — 73 1996 — \$ 99,034 — 164
1987 — \$ 0 1993 — \$323,886 — 49 1997 — \$318,939 — 75
1988 — \$ 800 — 315 1994 — \$179,850 — 99 1998 — \$191,976 — 140
1991 — \$55,846 — 171 1995 — \$177,920 — 105 1999 — \$ 47,814 — 229
Best 1999 Finish: T21—John Deere Classic.
1999 Summary: Tournaments entered — 15; in money — 6; top—10 finishes — 0
Career Summary: Tournaments entered — 258; in money — 133; top—10 finishes — 12
Career Earnings: \$1,609,777



OTHER PROMINENT MEMBERS OF THE PGA TOUR

STOCKTON, Dave Birthdate November 2, 1941 Birthplace San Bernadino, CA Residence Mentone, CA Height 5-11 Weight 180 Family Wife, Catherine; David (7/31/68), Ronald (9/16/70) College University of Southern California Turned Professional 1964 Joined TOUR 1964 Other Information Winner of 11 career PGA TOUR events from 1967-76. Included among those victories were a pair of triumphs at the 1970 and 1976 PGA Championship. Most productive PGA TOUR season was 1974, when he won three events and finished sixth on the money list with \$155,104. Has won 14 career SENIOR PGA TOUR events since joining in 1991. Most recent victory came at 1997 Franklin Quest Championship. Father of current PGA TOUR member Dave Stockton, Jr.



Exempt Status: Past Champion

PGA TOUR Victories: 10—1967 Colonial National Invitation Tournament. 1968 Cleveland Open Invitational, Greater Milwaukee Open. 1970 PGA Championship. 1971 Massachusetts Classic. 1973 Greater Milwaukee Open. 1974 Glen Campbell-Los Angeles Open, Quad Cities Open, Sammy Davis Jr. Greater Hartford Open. 1976 PGA Championship.

Money And Position:

1964 — \$ 1,203 — 166	1975 — \$72,885 — 28	1986 — \$11,882 — 198
1965 — \$ 5,410 — 98	1976 — \$94,974 — 27	1987 — \$18,206 — 188
1966 — \$ 10,115 — 83	1977 — \$58,328 — 53	1988 — \$14,847 — 206
1967 — \$ 54,333 — 19	1978 — \$65,016 — 47	1989 — \$33,240 — 180
1968 — \$ 98,005 — 11	1979 — \$35,601 — 107	1990 — \$ 5,691 — 244
1969 — \$ 66,948 — 24	1980 — \$23,652 — 120	1991 — \$ 0
1970 — \$103,798 — 10	1981 — \$25,747 — 119	1994 — \$ 3,845 — 288
1971 — \$ 81,579 — 17	1982 — \$20,676 — 151	1995 — \$ 3,122 — 318
1972 — \$ 62,498	1983 — \$11,204 — 177	1997 — \$ 0
1973 — \$ 91,693	1984 — \$33,613 — 135	1998 — \$ 0
1974 — \$153,187 — 5	1985 — \$ 8,294 — 186	1999 — \$20,920 — 254

Best 1999 Finish: T25—AT&T Pebble Beach National Pro-Am.

1999 Summary: Tournaments entered — 2; in money — 1; top—10 finishes — 0

Career Summary: Tournaments entered — 551; in money — 420; top—10 finishes — 87

Career Earnings: \$ 1,303,281

STOCKTON, Dave, Jr. Birthdate July 31, 1968 Birthplace Redlands, CA Residence LaQuinta, CA; plays out of Rancho La Quinta Country Club Height 6-2 Weight 200 Family Wife, Diane; Serena Audrey (9/2/98) College University of Southern California Special Interests Hunting, fishing, playing with daughter Turned Professional 1991 Q School 1993, 1998 Other Information One of more active players on PGA TOUR in 1999 with 32 tournament starts. Made 13 cuts and posted one top-10 last year. Continued history of playing well at Canon Greater Hartford Open with a T6 finish at last year's event. Posted season-best 64 during third round of that tournament. That top-10, his only one for the year, marked his third such finish at that event since 1994. Finished T2 at the Canon GHO in 1995 and T3 the year prior after having the lead entering the final day. Not a true Junior, since father's middle name is Knapp and his is Bradley, but uses Jr. to emphasize ties to SENIOR PGA TOUR dad.



Exempt Status: 40th at 1999 PGA TOUR Qualifying Tournament

Best-Ever Finish: T2—1995 Canon Greater Hartford Open.

Money And Position:

1994 — \$185,209 — 96	1996 — \$176,056 — 120	1998 — \$218,934 — 132
1995 — \$149,579 — 124	1997 — \$136,159 — 146	1999 — \$197,127 — 153

Best 1999 Finish: T6—Canon Greater Hartford Open.

1999 Summary: Tournaments entered — 32; in money — 13; top—10 finishes — 1

Career Summary: Tournaments entered — 183; in money — 86; top—10 finishes — 11

Career Earnings: \$ 1,063,063

SULLIVAN, Mike Birthdate January 1, 1955 Birthplace Gary, IN Residence Greenville, TN Height 6-2 Weight 220 Family Wife, Sandy; Rebecca (6/13/85) College University of Florida Special Interests Flying, hunting, fishing Turned Professional 1975 Q School Fall 1976, 1985 Other Information Enjoyed his best season on PGA TOUR in 1994, winning the B.C. Open and finishing second in a playoff at the Deposit Guaranty Classic. Posted a final-round 66 to win B.C. Open by four strokes over Jeff Sluman. Has been plagued by back trouble throughout his career. Posted a 7-under-par 28 for nine holes in 1988 Texas Open. Teamed with Don January to win 1984 Shootout at Jeremy Ranch, then a PGA TOUR/SENIOR PGA TOUR event.



Exempt Status: Past Champion

Playoff Record: 0-4

PGA TOUR Victories: 3—1980 Southern Open 1989 Independent Insurance Agent Open 1994 B.C. Open.

Money And Position:

1977 — \$ 11,170 — 142	1985 — \$ 45,032 — 127	1993 — \$ 68,587 — 167
1978 — \$ 41,184 — 75	1986 — \$150,407 — 62	1994 — \$298,586 — 60
1979 — \$ 38,596 — 97	1987 — \$ 79,456 — 112	1995 — \$167,486 — 113
1980 — \$147,759 — 22	1988 — \$115,994 — 99	1996 — \$126,069 — 147
1981 — \$ 94,844 — 41	1989 — \$273,962 — 47	1997 — \$ 43,122 — 211
1982 — \$ 37,957 — 110	1990 — \$ 80,038 — 147	1998 — \$ 21,582 — 241
1983 — \$ 93,437 — 60	1991 — \$106,048 — 133	1999 — \$ 17,105 — 265
1984 — \$111,415 — 63	1992 — \$115,441 — 121	

Best 1999 Finish: T31—Greater Milwaukee Open.

1999 Summary: Tournaments entered — 7; in money — 2; top—10 finishes — 0

Career Summary: Tournaments entered — 521; in money — 329; top—10 finishes — 44

Career Earnings: \$ 2,285,278

OTHER PROMINENT MEMBERS OF THE PGA TOUR

T

TATAURANGI, Phil Birthdate October 31, 1971 Birthplace Auckland, New Zealand Residence Taupo, New Zealand Height 5-11 Weight 175 Family Wife, Melanie Special Interests Music, cooking, friends, sports Turned Professional 1993 Q School 1993, 1996 Other Information Surpassed \$200,000 in earnings for third consecutive year. Two best finishes of 1999 came in back-to-back weeks with a T4 at the Air Canada Championship and a T9 at the Bell Canadian Open. Made eight cuts in 29 events last year and matched his career-best low round with a 65 at the Air Canada Championship. Has five career top-10 and 16 top-25 finishes. Best career finish came at the 1998 Michelob Championship at Kingsmill where rounds of 65-68-69-69 produced a runner-up finish and career-high \$205,200 payday. Became interested in golf at the age of seven after serving as a caddy for his father. Two professional victories came in 1996 at Tri-Cities Open on BUY.COM TOUR and at Australian PGA Championship

Exempt Status: 150th on 1999 PGA TOUR money list

Best-Ever Finish: 2—1998 Michelob Championship at Kingsmill.

Money And Position: 1994 — \$47,587 — 190 1997 — \$256,930 — 96 1999 — \$232,078 — 150
1996 — \$ 3,743 — 333 1998 — \$335,821 — 89

Best 1999 Finish: T4—Air Canada Championship.

1999 Summary: Tournaments entered — 29; in money — 8; top—10 finishes — 2

Career Summary: Tournaments entered — 110; in money — 43; top—10 finishes — 5

Career Earnings: \$876,157



TEN BROECK, Lance (10-BROOK) Birthdate March 21, 1956 Birthplace Chicago, IL Residence Singer Island, FL Height 6-3 Weight 195 Family Jonathan (3/13/86) College University of Texas Special Interest All sports Turned Professional 1977 Other Information Winner 1984 Magnolia Classic. Finished two strokes behind winner Dillard Pruitt at 1991 Chattanooga Classic. Caddied in 1999 for Jesper Parnevik on the PGA TOUR.

Exempt Status: Veteran Member

Best-Ever Finish: 2 — 1991 Chattanooga Classic

Money And Position: 1980 — \$10,230 — 165 1987 — \$ 1,920 — 266 1994 — \$10,843 — 250
1981 — \$ 4,464 — 202 1988 — \$ 65,988 — 138 1995 — \$ 0
1982 — \$25,049 — 136 1989 — \$146,568 — 96 1996 — \$ 0
1983 — \$19,450 — 152 1990 — \$ 72,896 — 155 1997 — \$ 0
1984 — \$40,185 — 123 1991 — \$146,089 — 106 1998 — \$ 3,030 — 342
1985 — \$23,591 — 153 1992 — \$113,617 — 122
1986 — \$18,165 — 181 1993 — \$ 88,262 — 151

1999 Summary: Did not play PGA TOUR in 1999

Career Summary: Tournaments entered — 352; in money — 162; top—10 finishes — 11

Career Earnings: \$790,347



TEWELL, Doug (TOOL) Birthdate August 27, 1949 Birthplace Baton Rouge, LA Residence Edmond, OK; plays out of Oak Tree GC Height 5-10 Weight 190 Family Wife, Pam; Kristi (9/24/69), Jay (3/31/75) College Oklahoma State University (1971, Speech Communications) Special Interests Golf marketing, family, broadcasting Turned Professional 1971 Other Information Entered PGA TOUR as PGA of America member in 1975. Winner 1988 Acom Team title (Japan) with Bob Gilder. Winner 1978 South Central PGA. Led PGA TOUR in Greens in Regulation in 1990, Driving Accuracy in 1992 and 1993. Underwent major elbow surgery in Sept. 1995, as a result of which he missed all of the 1996 season and part of 1997. Commentator for The Golf Channel.

Exempt Status: Past Champion

Playoff Record: 1-0

PGA TOUR Victories: 4 — 1980 Sea Pines Heritage Classic, IVB-Philadelphia Classic, 1986 Los Angeles Open, 1987 Pensacola Open.

Money And Position: 1974 — \$ 75 — 289 1982 — \$ 78,770 — 53 1990 — \$137,795 — 112
1975 — \$ 1,812 — 197 1983 — \$112,367 — 49 1991 — \$137,360 — 111
1976 — \$ 3,640 — 184 1984 — \$117,988 — 57 1992 — \$159,856 — 96
1977 — \$ 33,162 — 76 1985 — \$137,426 — 58 1993 — \$132,478 — 117
1978 — \$ 16,629 — 114 1986 — \$310,285 — 18 1994 — \$177,388 — 102
1979 — \$ 84,500 — 44 1987 — \$150,116 — 71 1995 — \$ 45,878 — 209
1980 — \$161,684 — 17 1988 — \$209,196 — 53 1997 — \$ 15,374 — 249
1981 — \$ 41,540 — 95 1989 — \$174,607 — 83 1998 — \$200,466 — 135
1999 — \$ 65,152 — 216

Best 1999 Finish: T26—Phoenix Open.

1999 Summary: Tournaments entered — 9; in money — 7; top—10 finishes — 0

Career Summary: Tournaments entered — 541; in money — 336; top—10 finishes — 60

Career Earnings: \$2,705,543



OTHER PROMINENT MEMBERS OF THE PGA TOUR

TWIGGS, Greg Birthdate October 30, 1960 Birthplace Los Angeles, CA Residence Greensboro, NC Height 6-2 Weight 225 Family Wife, Teresa; Amber Alexander (10/16/87), Tianna (7/20/90) College San Diego State Special Interest Peace of mind Turned Professional 1984 Q School 1984, 1986, 1988 Other Information Lone TOUR victory came at 1989 Shearson Lehman Hutton Open on Torrey Pines GC, a course near home which he had played often. His 62 in 1984 Provident Classic lowest round in history of Tournament Players Series. Lists outstanding achievement in golf as learning to enjoy the game. Won 1996 Cleveland Open en route to finishing 12th on BUY.COM TOUR money list with \$98,210.



Exempt Status: Past Champion

PGA TOUR Victories: 1 — 1989 Shearson Lehman Hutton Open

Money And Position:	1984 — \$ 0	1989 — \$154,302 — 90	1994 — \$13,676 — 240
	1985 — \$33,559 — 139	1990 — \$ 49,696 — 178	1995 — \$42,474 — 213
	1986 — \$41,418 — 147	1991 — \$ 65,081 — 158	1996 — \$ 2,688 — 352
	1987 — \$21,444 — 186	1992 — \$ 74,761 — 153	1997 — \$10,015 — 273
	1988 — \$ 2,999 — 262	1993 — \$231,823 — 72	1998 — \$10,107 — 275
			1999 — \$ 0

Best 1999 Finish: Did not make a cut on 1999 PGA TOUR

1999 Summary: Tournaments entered — 2; in money — 0; top—10 finishes — 0

Career Summary: Tournaments entered — 254; in money — 105; top—10 finishes — 7

Career Earnings: \$754,043

U

UTLEY, Stan (UT-lee) Birthdate January 16, 1962 Birthplace Thayer, MO Residence Columbia, MO; plays out of CC of Missouri Height 6-0 Weight 175 Family Wife, Elayna; Tatum Elayne (6/29/95), Jake Rhodes (8/11/97) College University of Missouri Special Interests Church, basketball, hunting, fishing Turned Professional 1984 Other Information First qualified for PGA TOUR with victory at 1989 Chattanooga Classic. Won 1993 Cleveland Open en route to finishing third on BUY.COM TOUR money list. Finished 12th on 1995 BUY.COM TOUR money list with \$108,270 after winning Louisiana Open and Miami Valley Open. Carded rounds of 62 in each of those victories. Three-time All-Big Eight selection and twice All-American. Won 1986 Kansas Open, 1988 and 1989 Missouri Opens, 1980 Missouri Junior Championship. His annual "Go For The Gold" skins game in Columbia, MO has been benefitting Rainbow House, a safe house for children, since 1991.



Exempt Status: Past Champion

PGA TOUR Victories: 1 — 1989 Chattanooga Classic

Money And Position:	1986 — \$ 0	1991 — \$127,849 — 115	1996 — \$ 4,438 — 325
	1987 — \$ 0	1992 — \$ 14,964 — 222	1997 — \$ 0
	1988 — \$ 2,819 — 265	1993 — \$ 17,371 — 223	1998 — \$20,802 — 243
	1989 — \$107,400 — 118	1994 — \$ 63,345 — 179	
	1990 — \$143,604 — 108	1995 — \$ 0	

1999 Summary: Did not play PGA TOUR in 1999

Career Summary: Tournaments entered — 163; in money — 63; top—10 finishes — 6

Career Earnings: \$502,591

V

VENTURI, Ken Birthdate May 15, 1931 Birthplace San Francisco, CA Residence Marco Island, FL Height 6-0 Weight 175 Family Matthew, Timothy College San Jose State University (1953) Special Interests Hunting, fishing, cars. Turned Professional 1956 Joined TOUR 1957 Other Information Named 2000 Presidents Cup captain. Recipient of 1999 PGA of America Lifetime Achievement Award in journalism. 1964 PGA Player of the Year. 1953 Walker Cup and 1965 Ryder Cup team member. Color commentator for CBS golf telecasts for past 30 years. Named *Sports Illustrated* "Sportsman of Year" in 1964. Named 1998 Ambassador of Golf at NEC World Series of Golf.



Exempt Status: Winner, 1964 U.S. Open

Playoff Record: 0-3

PGA TOUR Victories: 14 — 1957 St. Paul Open, Miller Open. 1958 Thunderbird Invitational, Phoenix Open, Baton Rouge Open, Gleneagles Chicago Open. 1959 Los Angeles Open, Gleneagles Chicago Open. 1960 Bing Crosby Pro-Am, Milwaukee Open. 1964 U.S. Open, Insurance City Open, American Golf Classic. 1966 Lucky International.

Money Summary: Began career in 1957 and won \$18,781 for 10th place on money list. Best year was 1964, when he won \$62,465 for sixth place. Last year he earned money was 1975.

Career Earnings: \$268,293

OTHER PROMINENT MEMBERS OF THE PGA TOUR

W

WADKINS, Bobby Birthdate July 26, 1951 Birthplace Richmond, VA Residence Richmond, VA Height 6-1 Weight 195 Family Wife, Linda; Casey Tanner (2/14/90) College East Tennessee State University (1973, Health & Physical Education) Special Interest Deer and big game hunting Turned Professional 1973 Joined TOUR Fall 1974 Other Information Second to Kirk Triplett among players who have won most money on TOUR without a victory. Tied for 10th in BUY.COM TOUR Championship to earn \$6,350 and edge Dan Bateman by \$417 for 15th and final BUY.COM TOUR spot on 1998 PGA TOUR. Has come close to victory, finishing second six times. Winner of 1978 European Open and 1979 and 1986 Dunlop Phoenix (Japan) titles. Winner of 1971 Virginia State Amateur and 1981-82 Virginia State Opens. After attending University of Houston for one year, was NCAA All-American in 1972-73 at East Tennessee State. Along with older brother Lanny, kept Richmond, VA city junior title in family for six consecutive years (Lanny four, Bobby two).



Exempt Status: Veteran Member

Playoff Record: 0-2

Best-Ever Finish: 2 — 1978 Joe Garagiola Tucson Open, 1979 IVB-Philadelphia Classic, 1985 Sea Pines Heritage Classic; T2 — 1979 Anheuser-Busch Golf Classic, 1987 Shearson Lehman Brothers Open, 1994 Kemper Open.

Money And Position:

1975 — \$ 23,330 — 90	1983 — \$ 56,363 — 92	1991 — \$206,503 — 81
1976 — \$ 23,511 — 93	1984 — \$108,335 — 67	1992 — \$ 30,382 — 197
1977 — \$ 20,867 — 104	1985 — \$ 84,542 — 90	1993 — \$ 39,153 — 189
1978 — \$ 70,426 — 41	1986 — \$226,079 — 33	1994 — \$208,358 — 89
1979 — \$121,373 — 28	1987 — \$342,173 — 25	1995 — \$166,527 — 115
1980 — \$ 56,728 — 68	1988 — \$193,022 — 59	1996 — \$142,003 — 137
1981 — \$ 58,346 — 74	1989 — \$152,184 — 91	1997 — \$ 29,789 — 229
1982 — \$ 69,400 — 60	1990 — \$190,613 — 85	1998 — \$171,854 — 154
		1999 — \$ 25,673 — 248

Best 1999 Finish: T28—Touchstone Energy Tucson Open.

1999 Summary: Tournaments entered — 5; in money — 2; top—10 finishes — 0

Career Summary: Tournaments entered — 707; in money — 464; top—10 finishes — 50

Career Earnings: \$2,817,532

WADSWORTH, Fred Birthdate July 17, 1962 Birthplace Munich, Germany Residence Columbia, SC Height 6-3 Weight 195 Family Wife, Juli; Fred (6/15/95), Bonnie (9/3/97), Josie (2/9/99) College University of South Carolina Special Interests Hunting, fishing Turned Professional 1984 Other Information 1984 Eastern Amateur champion. 1984 All-American at South Carolina. Three mini-tour wins. South African Open champion. Last Monday open qualifier to win a PGA TOUR event.



Exempt Status: Past Champion

PGA TOUR Victories: 1 — 1986 Southern Open

Money And Position:

1984 — \$ 0	1989 — \$10,587 — 208	1995 — \$ 0
1985 — \$ 0	1990 — \$ 684 — 305	1996 — \$ 2,368 — 363
1986 — \$75,092 — 115	1991 — \$ 1,292 — 314	1997 — \$ 0
1987 — \$80,585 — 109	1992 — \$ 0	1998 — \$23,250 — 239
1988 — \$24,129 — 190	1993 — \$ 609 — 333	1999 — \$ 0

Best 1999 Finish: Did not make a cut on 1999 PGA TOUR

1999 Summary: Tournaments entered — 1; in money — 0; top—10 finishes — 0

Career Summary: Tournaments entered — 116; in money — 36; top—10 finishes — 3

Career Earnings: \$218,595

WAITE, Grant Birthdate August 11, 1964 Birthplace Palmerston North, New Zealand Residence Orlando, FL Height 6-0 Weight 185 Family Wife, Lea; Osten Holland (6/1/94), Tanner Brian (6/2/95) College University of Oklahoma Special Interests Wind surfing, reading, skiing, fitness Turned Professional 1987 Q School 1989, 1992 Other Information Winner of 1993 Kemper Open. Last year, played in 31 events for the third consecutive season, making the cut in 18. Only top-10 came at BellSouth Classic, now has 15 for his career. In 1999, earned more than \$200,000 for the fifth consecutive year and for the sixth time in eight full PGA TOUR seasons. Member of five Dunhill Cup teams (1989, 1992, 1994-96). Failed to defend his 1993 Kemper Open title after leaving to be with his wife for the birth of first child, Osten. Three-time All-American at Oklahoma and winner of two Australian Junior Championship.



Exempt Status: 148th on 1999 PGA TOUR money list

PGA TOUR Victories: 1 — 1993 Kemper Open.

Money And Position:

1988 — \$ 1,494 — 290	1993 — \$411,405 — 35	1997 — \$362,320 — 68
1990 — \$50,076 — 177	1994 — \$ 71,695 — 172	1998 — \$245,636 — 118
1991 — \$ 9,307 — 229	1995 — \$240,722 — 76	1999 — \$253,209 — 148
1992 — \$ 0	1996 — \$302,288 — 72	

Best 1999 Finish: T10—BellSouth Classic.

1999 Summary: Tournaments entered — 31; in money — 18; top—10 finishes — 1

Career Summary: Tournaments entered — 236; in money — 128; top—10 finishes — 15

Career Earnings: \$1,948,152

OTHER PROMINENT MEMBERS OF THE PGA TOUR

WATSON, Denis Birthdate October 18, 1955 Birthplace Salisbury, Rhodesia (Zimbabwe) Residence Ft. Lauderdale, FL Height 6-0 Weight 185 Family Kyle (9/23/86), Paige (4/23/89), Ross (7/31/91) College Rhodesia (English System) Special Interests Fishing, teaching golf Turned Professional 1976 Q School 1981 Other Information Joined Tom Watson as only three-time winners in 1984. Career has been plagued by injuries, including wrist and elbow surgery (1989) and a cervical fusion (1989). Did not play in 1995 due to injured left shoulder. 1975 Rhodesian Sportsman of the Year, 1984 South African Sportsman of the Year. Provided golf commentary for the PGA TOUR Radio Network in 1997.



Exempt Status: Past Champion

Playoff Record: 0-1

PGA TOUR Victories: 3 — 1984 Buick Open, World Series of Golf, Panasonic Las Vegas Invitational.

Money And Position: 1980 — \$ 5,750 — 195 1986 — \$ 59,453 — 129 1992 — \$ 16,105 — 219
1981 — \$ 49,153 — 89 1987 — \$ 231,074 — 43 1993 — \$ 111,977 — 132
1982 — \$ 59,090 — 76 1988 — \$ 51,239 — 148 1994 — \$ 4,250 — 285
1983 — \$ 59,284 — 88 1989 — \$ 3,959 — 240 1996 — \$ 12,118 — 266
1984 — \$ 408,562 — 4 1990 — \$ 43,013 — 182 1997 — \$ 0
1985 — \$ 155,845 — 48 1991 — \$ 17,749 — 213 1998 — \$ 0
1999 — \$ 0

Best 1999 Finish: Did not make a cut on 1999 PGA TOUR

1999 Summary: Tournaments entered — 3; in money — 0; top-10 finishes — 0

Career Summary: Tournaments entered — 293; in money — 139; top-10 finishes — 22

Career Earnings: \$1,288,621

WEIBRING, D.A. (Y-bring) Birthdate May 25, 1953 Birthplace Quincy, IL Residence Plano, TX Height 6-1 Weight 190 Family Wife, Kristy; Matt (12/4/79), Katey (12/29/82), Allison Paige (10/3/87) College Illinois State University Special Interest Basketball Turned Professional 1975 Other Information Winner of five PGA TOUR events in his career, which began in 1977. Is a three-time champion in Moline, IL, with wins at the 1979 Quad Cities Open, 1991 Hardee's Golf Classic and 1995 Quad City Classic. Has a fourth TOUR title in Illinois at the 1987 Beatrice Western Open. Lone TOUR victory outside of Illinois came at 1996 Canon Greater Hartford Open. Hartford victory came while he was battling the effects of Bell's Palsy. Other victories include Air New Zealand Shell (1985), Golf Digest Polaroid Cup (1985) and Family House Invitational (1989). Has own design and management company, D.A. Weibring Golf Resources Group, which has been in business for 12 years. Company has been involved in some 50 projects, one of which is the TPC at Deere Run, which will serve as site of John Deere Classic beginning in 2000. Firm has 20 projects in various stages of design and development. Co-winner of 1991 Hilton Bounceback Award. Son Matt won back-to-back medalist honors at Texas Association of Private Schools Championships in 1997 and 1998. Matt, who plays on the Georgia Tech golf team as a sophomore, also qualified for the U.S. Amateur in 1998 and 1999.



Exempt Status: Past Champion

Playoff Record: 0-2

PGA TOUR Victories: 5 — 1979 Ed McMahon-Quad Cities Open, 1987 Beatrice Western, 1991 Hardee's Golf Classic, 1995 Quad City Classic, 1996 Canon Greater Hartford Open.

Money And Position: 1977 — \$ 1,681 — 221 1985 — \$ 153,079 — 50 1993 — \$ 299,293 — 58
1978 — \$ 41,052 — 76 1986 — \$ 167,602 — 55 1994 — \$ 255,757 — 72
1979 — \$ 71,343 — 57 1987 — \$ 391,363 — 21 1995 — \$ 517,065 — 36
1980 — \$ 78,611 — 54 1988 — \$ 186,677 — 63 1996 — \$ 436,275 — 45
1981 — \$ 92,365 — 46 1989 — \$ 98,686 — 127 1997 — \$ 119,044 — 154
1982 — \$ 117,941 — 31 1990 — \$ 156,235 — 101 1998 — \$ 174,504 — 149
1983 — \$ 61,631 — 84 1991 — \$ 558,648 — 22 1999 — \$ 182,713 — 160
1984 — \$ 110,325 — 65 1992 — \$ 253,018 — 62

Best 1999 Finish: T10 — John Deere Classic.

1999 Summary: Tournaments entered — 17; in money — 9; top-10 finishes — 1

Career Summary: Tournaments entered — 547; in money — 376; top-10 finishes — 69

Career Earnings: \$4,524,908

WETTERICH, Brett Birthdate August 9, 1973 Birthplace Cincinnati, OH Residence Palm Beach Gardens, FL Height 6-0 Weight 195 Family Single College Wallace State Special Interests Hunting, fishing, all sports Turned Professional 1994 Q School 1999 Other Information Rookie on the 2000 PGA TOUR. Qualified and played in the 1998 U.S. Open but missed the cut. His father got him interested in golf at the age of two.



Exempt Status: 35th at 1999 PGA TOUR Qualifying Tournament

Money And Position: 1998 — \$ 0

1999 Summary: Did not play PGA TOUR in 1999

Career Summary: Tournaments entered — 1; in money — 0; top-10 finishes — 0

WILLIAMSON, Jay Birthdate February 7, 1967 Birthplace St. Louis, MO Residence Orlando, FL; plays out of Bellever CC, St. Louis, MO Height 5-9 Weight 175 Family Wife, Mamie; Whitney Lain (5/11/99) College Trinity College (1989, Political Science) Special Interests Stock market, current events, sports Other Information Recorded career-bests in money earnings (\$263,618) and money list ranking (144) in 1999. Lone top-10 was a T4 finish at the rain-shortened AT&T Pebble Beach National Pro-Am. That fourth-place tie also matched his career-best finish set at the 1995 Ideon Classic at Pleasant Valley. Made the cut in 12 of 32 events entered. Failed to make the cut at the GTE Byron Nelson Classic after shooting his lowest score of the year with a 64 in the opening round. Turned Professional 1990 Q School 1994, 1995, 1998 Member of PGA TOUR in 1995 and 1996 and a BUY.COM TOUR member in 1998. Named Senior Scholar Athlete at Trinity College in 1989. Winner of 1991 Kansas Open.



Exempt Status: 4th at 1999 PGA TOUR National Qualifying Tournament

Best-Ever Finish: T4 — AT&T Pebble Beach National Pro-Am.

Money And Position: 1995 — \$ 120,180 — 145 1996 — \$ 82,773 — 175 1997 — \$ 3,409 — 317
1999 — \$ 263,618 — 144

Best 1999 Finish: T4 — AT&T Pebble Beach National Pro-Am.

1999 Summary: Tournaments entered — 32; in money — 12; top-10 finishes — 1

Career Summary: Tournaments entered — 83; in money — 37; top-10 finishes — 5

Career Earnings: \$469,980

OTHER PROMINENT MEMBERS OF THE PGA TOUR

WRENN, Robert Birthdate September 11, 1959 Birthplace Richmond, VA Residence Richmond, VA Height 5-10 Weight 170 Family Wife, Kathy; Tucker (12/12/92), Jordan (11/9/94) College Wake Forest Special Interests Reading, family, outdoors, TV commentary, golf course design Turned Professional 1981 Q School Fall 1984, 1985, 1986 Other Information In winning 1987 Buick Open shot 26-under-par 262, one stroke off all-time PGA TOUR record for most strokes under par in 72-hole tournament. Winner 1981 Trans-Mississippi Amateur, 1983 Virginia State Open, 1983 Indonesian Open, All-Atlantic Coast Conference 1978-1981.



Exempt Status: Past Champion

Playoff Record: 0-1

PGA TOUR Victories: 1 — 1987 Buick Open

Money And Position:	1982 — \$ 582 — 296	1988 — \$209,404 — 52	1994 — \$77,279 — 170
	1983 — \$ 0	1989 — \$243,638 — 55	1995 — \$ 0
	1984 — \$ 0	1990 — \$174,308 — 92	1996 — \$81,690 — 176
	1985 — \$ 36,396 — 135	1991 — \$141,255 — 109	1998 — \$ 0
	1986 — \$ 22,869 — 171	1992 — \$127,729 — 113	
	1987 — \$203,557 — 52	1993 — \$103,928 — 143	

1999 Summary: Did not play PGA TOUR in 1999

Career Summary: Tournaments entered — 308; in money — 169; top-10 finishes — 15

Career Earnings: \$1,422,635

Z

ZOELLER, Fuzzy Birthdate November 11, 1951 Birthplace New Albany, IN Residence New Albany, IN; plays out of Naples National, Naples, FL Height 5-10 Weight 190 Family Wife, Diane; Sunnye Noel (5/5/79), Heide Leigh (8/23/81), Gretchen Marie (3/27/84), Miles Remington (6/1/89) Special Interests All sports, golf course design Turned Professional 1973 Q School 1974 Other Information Longtime PGA TOUR veteran who has racked up 10 TOUR victories since gaining membership in 1975. Included among those victories are two major titles, the 1979 Masters Tournament and 1984 U.S. Open. Remained quite active last year with 19 TOUR starts, in which he posted one top-25 finish (T23, Bay Hill Invitational). Last year marked just the eleventh time in 25 seasons that he finished out of the top-50 on the money list. Last PGA TOUR victory came at 1986 Anheuser-Busch Golf Classic.



Exempt Status: Past Champion

PGA TOUR Victories: 10—1979 Andy Williams-San Diego Open Invitational, Masters Tournament, 1981 Colonial National Invitation Tournament, 1983 Sea Pines Heritage, Panasonic Las Vegas Pro Celebrity Classic, 1984 U.S. Open Championship, 1985 Hertz Bay Hill Classic, 1986 AT&T Pebble Beach National Pro-Am, Sea Pines Heritage, Anheuser-Busch Golf Classic.

Money And Position:	1975 — \$ 7,318 — 145	1984 — \$157,460 — 40	1993 — \$ 378,175 — 39
	1976 — \$ 52,557 — 56	1985 — \$244,003 — 15	1994 — \$1,016,804 — 5
	1977 — \$ 76,417 — 40	1986 — \$358,115 — 13	1995 — \$ 170,706 — 110
	1978 — \$109,055 — 20	1987 — \$222,921 — 44	1996 — \$ 347,629 — 56
	1979 — \$196,951 — 9	1988 — \$209,564 — 51	1997 — \$ 134,776 — 148
	1980 — \$ 95,531 — 46	1989 — \$217,742 — 65	1998 — \$ 305,041 — 101
	1981 — \$151,571 — 19	1990 — \$199,629 — 79	1999 — \$ 54,046 — 223
	1982 — \$126,512 — 28	1991 — \$385,139 — 42	
	1983 — \$417,597 — 2	1992 — \$125,003 — 114	

Best 1999 Finish: T23—Bay Hill Invitational.

1999 Summary: Tournaments entered — 19; in money — 6; top-10 finishes — 0

Career Summary: Tournaments entered — 534; in money — 393; top-10 finishes — 100

Career Earnings: \$5,760,263

ZOKOL, Richard (ZO-kul) Birthdate August 21, 1958 Birthplace Kitimat, B.C., Canada Residence Richmond, B.C., Canada Height 5-9 Weight 170 Family Wife, Joanie; Conor and Garrett (10/14/87), Hayley (6/25/90) College Brigham Young University Special Interest Hunting Turned Professional 1981 Q School Fall 1981, 1982, 1986, 1989, 1991 Other Information Won unofficial 1992 Deposit Guaranty Golf Classic. Member 1981 Brigham Young University NCAA Championship team. Member 1980 Canadian World Amateur, 1992-93 Canadian World Cup and 1986, 1988-89, 1992-93 Dunhill Cup teams. Winner 1980 International Champions (Morocco), 1981 Canadian Amateur, 1982 British Columbia Open, 1984 Utah Open.



Exempt Status: Past Champion

PGA TOUR Victories: 1 — 1992 Greater Milwaukee Open

Money And Position:	1982 — \$ 15,111 — 158	1988 — \$142,153 — 83	1994 — \$78,074 — 169
	1983 — \$ 38,107 — 117	1989 — \$ 51,323 — 163	1995 — \$23,371 — 234
	1984 — \$ 56,605 — 97	1990 — \$191,634 — 84	1996 — \$30,260 — 221
	1985 — \$ 71,192 — 102	1991 — \$ 78,426 — 149	1997 — \$53,705 — 201
	1986 — \$ 37,888 — 152	1992 — \$311,909 — 48	1998 — \$29,905 — 231
	1987 — \$114,406 — 89	1993 — \$214,419 — 80	1999 — \$27,022 — 246

Best 1999 Finish: T29—Bell Canadian Open.

1999 Summary: Tournaments entered — 6; in money — 2; top-10 finishes — 0

Career Summary: Tournaments entered — 363; in money — 182; top-10 finishes — 19

Career Earnings: \$1,565,510

PROMINENT INTERNATIONAL PLAYERS

Including members of the 1999 Ryder Cup and 1998 Presidents Cup teams, top-75 in the Official World Golf Rankings (as of 12/15/1999)

Seve Ballesteros

HEIGHT: 6' 0" **WEIGHT:** 195 **BIRTHDATE:** April 9, 1957
BIRTHPLACE: Pedrena, Spain **RESIDENCE:** Monaco
FAMILY: Wife, Carmen; Baldomero (1990), Miguel (1992), Carmen (1994)
SPECIAL INTERESTS: Cycling, fishing, hunting
TURNED PROFESSIONAL: 1974 **PGA TOUR PLAYOFF RECORD:** 1-2
PGA TOUR VICTORIES: 6 — 1978 Greater Greensboro Open. 1980 Masters Tournament. 1983 Masters Tournament, Manufacturers Hanover Westchester Classic. 1985 USF&G Classic. 1988 Manufacturers Hanover Westchester Classic.



MONEY AND POSITION:

1983—\$ 210,933—	18	1988—\$ 165,202—	71	1994—\$ 49,245—	189
1984—\$ 132,660—	52	1989—\$ 138,094—	101	1995—\$ 64,345—	184
1985—\$ 206,638—	26	1990—\$ 84,584—	144	1996—\$ 9,300—	280
1986—\$ 45,877—	141	1991—\$ 64,320—	160	1997—\$	0
1987—\$ 305,058—	32	1992—\$ 39,206—	184	1998—\$	0
		1993—\$ 34,850—	193	1999—\$	0

BEST 1999 PGA TOUR FINISH: Did not make a cut.

1999 PGA TOUR SUMMARY: Tournaments entered — 4; in money — 0; top—10 finishes — 0

OTHER INFORMATION: Did not make a cut on the PGA TOUR in 1999, but remained active on the European Tour with 19 events entered...played in three PGA TOUR events in 1998, missing cut in each...best finish in 18 PGA European Tour events was T10 at Dubai Desert Classic...1997 European Ryder Cup Captain...winner of 72 tournaments worldwide, including 48 on the PGA European Tour...winner of three British Opens (1979, 84, 88)...first victory came at 1976 Dutch Open, most recent at 1995 Peugeot Spanish Open...has won Open Championships of nine countries (The Netherlands, France, Switzerland, Great Britain, Spain, Ireland, Germany, Japan and Kenya) as well as 1981 Australian PGA...1984 and 1985 Sun City Million Dollar Challenge winner.

NATIONAL TEAMS: World Cup (4), 1975, 76, 77, 91; Double Diamond (3), 1975, 76, 77; Hennessy Cognac Cup (3), 1976, 78, 80; Ryder Cup (8), 1979, 83, 85, 97, 89, 91, 93, 95, Captain 97; Dunhill Cup (3), 1985, 86, 88

Thomas Bjorn

HEIGHT: 6' 2" **WEIGHT:** 175 **BIRTHDATE:** February 18, 1971
BIRTHPLACE: Silkeborg, Denmark **RESIDENCE:** Dubai
FAMILY: Wife, Pernilla; Filippa (1999)
SPECIAL INTERESTS: Squash, soccer **TURNED PROFESSIONAL:** 1993
BEST-EVER FINISH: T9—1998 British Open Championship.
MONEY AND POSITION:

1996 — \$	0	1998 — \$92,838 —	186
1997 — \$13,118 —	256	1999 — \$30,066 —	244



BEST 1999 PGA TOUR FINISH: T17—WGC-Andersen Consulting Match Play.

1999 PGA TOUR SUMMARY: Tournaments entered — 9; in money — 5; top—10 finishes — 0

OTHER INFORMATION: Posted six top-10 finishes, including a victory at The Sarazen World Open, in 23 European Tour starts in 1999...also started in nine PGA TOUR events, making five cuts...finished 14th on the 1999 European Tour money list...other career victories include: 1998 Peugeot Open de Espana, 1998 Heineken Classic and 1996 Loch Lomond World Invitational...earned Rookie of the Year honors for the European Tour in 1996 and became the first Danish golfer to play in the Ryder Cup the following year at Valderrama.

NATIONAL TEAMS: Eisenhower Trophy 1982; World Cup (2) 1996, 97; Ryder Cup 1997

PROMINENT INTERNATIONAL PLAYERS...continued

Angel Cabrera

HEIGHT: 6'0" **WEIGHT:** 209 **BIRTHDATE:** September 12, 1969
BIRTHPLACE: Cordoba, Argentina **RESIDENCE:** Cordoba, Argentina
FAMILY: Wife, Sylvia; Frederico (1989), Angel (1991)
SPECIAL INTERESTS: Soccer
TURNED PROFESSIONAL: 1990
MONEY AND POSITION: 1997 — \$10,315 — 268 1999 — \$167,480 — 167

BEST 1999 PGA TOUR FINISH: T4—British Open Championship.

1999 PGA TOUR SUMMARY: Tournaments entered — 3; in money — 3; top—10 finishes — 1

OTHER INFORMATION: Finished last season ranked 10th on the European Tour money rankings...played in 22 events on the European Tour with six top-10 finishes...two career victories came at 1995 Paraguay Open and 1996 Volvo Masters of Latin America...worked as a caddy until the age of 20...graduated from finals of European Tour Qualifying School in 1996 after three previous unsuccessful attempts...Shot 61 in 1991 Argentine Open...won all his matches in the 1997 Alfred Dunhill Cup, including victories over Ryder Cup players Brad Faxon and Lee Westwood.

NATIONAL TEAMS: Dunhill Cup (2) 1997, 98; World Cup (2) 1998, 99



Darren Clarke

HEIGHT: 6'2" **WEIGHT:** 225 **BIRTHDATE:** August 14, 1968
BIRTHPLACE: Dungannon, N. Ireland **RESIDENCE:** Portrush, N. Ireland
FAMILY: Wife, Heather; Tyrone Benjamin (1998)
SPECIAL INTERESTS: Sports, films, reading, cars, fishing
TURNED PROFESSIONAL: 1990 **PGA TOUR PLAYOFF RECORD:** 0-0

BEST PGA TOUR FINISH: T2 — 1997 British Open

MONEY AND POSITION: 1995 — \$12,955 — 245 1996 — \$ 41,850 — 202 1998 — \$121,628 — 175
 1997 — \$282,816 — 87 1999 — \$139,118 — 176

BEST 1999 PGA TOUR FINISH: T10—U.S. Open Championship.

1999 PGA TOUR SUMMARY: Tournaments entered — 10; in money — 7; top—10 finishes — 1

OTHER INFORMATION: Played in 10 PGA TOUR events in 1999, posting lone top-10 (T10) at the U.S. Open...finished eighth on the European Tour Volvo Order of Merit with seven top-10 finishes, including a win at the Compass Group English Open, in 21 events...member of 1999 European Ryder Cup and Dunhill Cup teams...posted victories at 1998 Benson & Hedges International and Volvo Masters...tied Jesper Parnevik for second place at 1997 British Open behind Justin Leonard...also runner-up at that year's Volvo PGA Championship...fourth on Order of Merit in 1997, year in which made first Ryder Cup appearance...earned second title of European Tour career at 1996 Linde German Masters...first victory came at 1993 Alfred Dunhill Open.

NATIONAL TEAMS: Dunhill Cup (6), 1994, 95, 96, 97, 98, 99; World Cup (3), 1994, 95, 96; Ryder Cup (2), 1997, 99



Andrew Coltart

HEIGHT: 6'1" **WEIGHT:** 190 **BIRTHDATE:** May 12, 1970
BIRTHPLACE: Dumfries, Scotland **RESIDENCE:** Richmond, Surrey, England
FAMILY: Wife, Emma; Bonnie (1999)
SPECIAL INTERESTS: All sports, driving, fishing

TURNED PROFESSIONAL: 1991 **PGA TOUR PLAYOFF RECORD:** 0-0

BEST PGA TOUR FINISH: T18 — 1999 British Open

MONEY AND POSITION: 1995 — \$36,683 — 218 1996 — \$4,361 — 327 1998 — \$37,971 — 220
 1997 — \$5,468 — 298 1999 — \$38,827 — 232

BEST 1999 PGA TOUR FINISH: T18—British Open Championship.

1999 PGA TOUR SUMMARY: Tournaments entered — 3; in money — 3; top—10 finishes — 0

OTHER INFORMATION: Best finish in three starts on the 1999 PGA TOUR was a T33 at the WGC-NEC Invitational...competed in full slate of European Tour events and posted six top-10 finishes in 28 appearances...best finish of 1999 was a runner-up at the Estoril Open...participated in his first Ryder Cup as a member of the European team... had first career victory at 1998 Qatar Masters...second at Volvo Masters...finished ninth on European Tour money list...lost in playoff to Ian Woosnam at 1996 Johnnie Walker Classic in Singapore...won 1994 Reebok Australian PGA Championship and 1997 Australian PGA Championship...teamed with Colin Montgomerie and Sam Torrance to help Scotland to its first Alfred Dunhill Cup in 1995...winner of 1994 Scottish PGA Championship.

NATIONAL TEAMS: Dunhill Cup (3), 1994, 95, 96; World Cup (4), 1994, 95, 96, 98; Ryder Cup 1999



PROMINENT INTERNATIONAL PLAYERS...continued

Retief Goosen

HEIGHT: 6' 0" **WEIGHT:** 175 **BIRTHDATE:** February 2, 1969

BIRTHPLACE: Pietersburg, South Africa

RESIDENCE: Johannesburg, South Africa and Englefield Green, England

FAMILY: Single

SPECIAL INTERESTS: Water skiing, all sports

TURNED PROFESSIONAL: 1990

PGA TOUR PLAYOFF RECORD: 0-0

BEST PGA TOUR FINISH: T10 — 1997 British Open, 1999 British Open

MONEY AND POSITION: 1995 — \$20,652 — 237 1996 — \$ 7,693 — 297 1998 — 0
1997 — \$45,048 — 237 1999 — \$54,368 — 222

BEST 1999 PGA TOUR FINISH: T10—British Open

1999 PGA TOUR SUMMARY: Tournaments entered — 4; in money — 2; top—10 finishes — 1

OTHER INFORMATION: Played in four PGA TOUR events in 1999 with his best finish coming at the British Open (T10)...had most successful year of European Tour career with 13 top-10 finishes, including his third title, the Novotel Perrier Open de France, and five runner-up finishes...participated in 1999 Dunhill Cup... six-time champion on South African Tour, including 1995 Phillips South African Open...that Tour's Rookie of the Year in 1991...1990 South African Amateur Champion.

NATIONAL TEAMS: World Cup (2), 1993, 95; Dunhill Cup (4), 1995, 97, 98, 99



Padraig Harrington

HEIGHT: 6'1" **WEIGHT:** 196

BIRTHDATE: August 31, 1971

BIRTHPLACE: Dublin, Ireland

RESIDENCE: Dublin, Ireland

FAMILY: Wife, Caroline

SPECIAL INTERESTS: Snooker, all sports

TURNED PROFESSIONAL: 1995

BEST PGA TOUR FINISH: T5— 1997 British Open

MONEY AND POSITION: 1996 — \$ 24,025 — 232 1998 — \$23,352 — 238
1997 — \$104,719 — 166 1999 — \$51,491 — 224

BEST 1999 PGA TOUR FINISH: T12—WGC-NEC Invitational, B.C. Open.

1999 PGA TOUR SUMMARY: Tournaments entered — 4; in money — 4; top—10 finishes — 0

OTHER INFORMATION: Posted eight top-10 finishes in 1999 European Tour, including five runner-up finishes...participated in four PGA TOUR official money events, with best finish of T12 at both the WGC-NEC Invitational and the B.C. Open...finished the year ranked 50th in the Official World Golf Ranking (through 11/7/99)...two career victories include the 1996 Peugeot Open de Espana and the 1998 Irish PGA Championship.

NATIONAL TEAMS: Walker Cup (3), 1991, 93, 95; Dunhill Cup (4) 1996, 97, 98, 99; World Cup (4) 1996, 97, 98, 99; Ryder Cup 1999



Toshi Izawa

HEIGHT: 5'6" **WEIGHT:** 154

BIRTHDATE: March 2, 1968

BIRTHPLACE: Kanagawa, Japan

RESIDENCE: Kanagawa, Japan

FAMILY: Wife, Kazuko; Yumiko (7/21/97), Kyoko (12/12/99)

SPECIAL INTERESTS:

TURNED PROFESSIONAL: 1989

MONEY AND POSITION: 1999 — 0

BEST 1999 PGA TOUR FINISH: Did not make a cut on 1999 PGA TOUR

1999 PGA TOUR SUMMARY: Tournaments entered — 1; in money — 0; top—10 finishes — 0

OTHER INFORMATION: Veteran of the Japan Golf Tour who played 27 events last year and recorded 14 top-10s and 22 top-25s in 27 appearances last year... both wins last year came in back-to-back fashion at the Aiful Cup and NST Niigata Open...also participated in one PGA TOUR event (PGA Championship) where he missed the cut.



PROMINENT INTERNATIONAL PLAYERS...continued

Miguel Angel Jimenez

HEIGHT: 5' 10" **WEIGHT:** 160
BIRTHPLACE: Malaga, Spain
FAMILY: Wife, Monserrat; Miguel (1995)
SPECIAL INTEREST: Cars

BIRTHDATE: January 5, 1964
RESIDENCE: Malaga, Spain



TURNED PROFESSIONAL: 1982 **PGA TOUR PLAYOFF RECORD:** 0-0

BEST PGA TOUR FINISH: 2— 1999 WGC-American Express Championship

MONEY AND POSITION: 1995 — \$57,196 — 193 1996 — \$26,631 — 227 1998 — 0
 1997 — 0 1999 — \$194,188 — 154

BEST 1999 PGA TOUR FINISH: 2—WGC-American Express Championship.

1999 PGA TOUR SUMMARY: Tournaments entered — 11; in money — 8; top—10 finishes — 3


OTHER INFORMATION: Played in 11 PGA TOUR events in 1999 with three top-10 finishes...finished runner-up to Tiger Woods in a playoff at the WGC-American Express Championship...earlier in the year, posted a T10 at the FedEx St. Jude and T10 at the PGA Championship...also posted 12 top-10s, including a pair of victories in the European Tour (Turespana Masters, Volvo Masters) to run his list of victories on that tour to six...finished fourth on the Volvo Order of Merit for the second consecutive year...member of 1999 Ryder Cup and Dunhill Cup teams...first European Tour victory came in 1992 at the Piaget Open...added second win in 1994 at Heineken Dutch Open, which helped him to fifth place on Order of Merit.

NATIONAL TEAMS: Dunhill Cup (8), 1990, 92, 93, 94, 95, 96, 98, 99; World Cup (4), 1990, 92, 93, 94; Ryder Cup 1999

Robert Karlsson

HEIGHT: 6' 5" **WEIGHT:** 195
BIRTHPLACE: St. Malm, Sweden
FAMILY: Single

BIRTHDATE: September 3, 1969
RESIDENCE: Monaco



SPECIAL INTERESTS: Skiing, fishing

TURNED PROFESSIONAL: 1989

PGA TOUR PLAYOFF RECORD: 0-0

BEST PGA TOUR FINISH: T9— 1999 Nissan Open

MONEY AND POSITION: 1998 — \$5,750 — 305 1999 — \$102,865 — 196

BEST 1999 PGA TOUR FINISH: T9—Nissan Open.

1999 SUMMARY: Tournaments entered — 7; in money — 5; top-10 finishes — 1

OTHER INFORMATION: Posted six top-10s, including a victory at the Belgacom Open; in 27 European Tour events last year...finished 19th on the European Tour money list in 1999...11th on PGA European Tour's Volvo Ranking in 1998, season in which had two second-place finishes: Moroccan Open and Linde German Masters...T65 at PGA Championship...earned first European Tour victory in 1995 at Turespana Open Mediterranean...second win came in playoff at 1997 BMW International Open.

NATIONAL TEAMS: Dunhill Cup, 1992

Bernhard Langer

HEIGHT: 5' 9" **WEIGHT:** 155
BIRTHPLACE: Anhausen, Germany
FAMILY: Wife, Vikki; Jackie, Stefan, Christina

BIRTHDATE: August 27, 1957
RESIDENCE: Anhausen, Germany



SPECIAL INTERESTS: Skiing, soccer, tennis, cycling

TURNED PROFESSIONAL: 1976

PGA TOUR PLAYOFF RECORD: 1-1

PGA TOUR VICTORIES: 3— 1985 Masters Tournament, Sea Pines Heritage Classic.

1993 Masters Tournament.

MONEY AND POSITION: 1984 — \$ 82,465 — 75 1989 — \$ 195,973 — 73 1994 — \$ 118,241 — 142
 1985 — \$271,044 — 13 1990 — \$ 35,150 — 187 1995 — \$394,877 — 46
 1986 — \$379,800 — 10 1991 — \$112,539 — 129 1996 — \$ 34,183 — 212
 1987 — \$366,430 — 23 1992 — \$ 41,211 — 181 1997 — \$ 158,505 — 136
 1988 — \$100,635 — 111 1993 — \$ 626,938 — 23 1998 — \$ 141,715 — 168
 1999 — \$ 162,257 — 169

BEST 1999 PGA TOUR FINISH: T9—WGC Andersen Consulting Match Play.

1999 PGA TOUR SUMMARY: Tournaments entered — 9; in money — 8; top—10 finishes — 1

OTHER INFORMATION: Finished 15th on the PGA European Tour Order of Merit and posted seven top-10 finishes in 29 events worldwide...best showings were a pair of runner-up finishes at the Australasian Tour's Heineken Classic and Volvo Masters on the European Tour...has a total of 63 career victories worldwide... had two prodigious streaks broken on the PGA European Tour in 1996: had gone 68 consecutive tournaments without missing a cut before Volvo PGA Championship and had won at least one tournament for 16 consecutive years (1980-95)...won 1996 Dunhill Masters in Hong Kong...has won five German Opens (1981-82-85-86-93) and three German Masters (1989-91-97)...winner of 1986 and 1991 Million Dollar Challenge...won individual title at 1993 World Cup.

NATIONAL TEAMS: World Cup (11), 1976, 77, 78, 79, 80, 90, 91, 92, 93, 94, 96; Hennessy Cognac Cup (4) 1976, 78, 80, 82; Ryder Cup (9), 1981, 83, 85, 87, 89, 91, 93, 95, 97; Nissan Cup (2), 1985, 86; Kirin Cup, 1987; Asahi Glass Four Tours (2), 1989, 90; Dunhill Cup, 1992

PROMINENT INTERNATIONAL PLAYERS...continued

Colin Montgomerie

HEIGHT: 6' 1" **WEIGHT:** 210 **BIRTHDATE:** June 23, 1963
BIRTHPLACE: Glasgow, Scotland **RESIDENCE:** Oxshott, Surrey, England
FAMILY: Wife, Eimear; Olivia (1993), Venetia Grace (1996)
SPECIAL INTERESTS: Music, cars, films

TURNED PROFESSIONAL: 1987 **PGA TOUR PLAYOFF RECORD:** 0-2

BEST PGA TOUR FINISH: 2 — 1995 PGA Championship, 1997 U.S. Open;
 T2—1994 U.S. Open, 1996 PLAYERS Championship

MONEY AND POSITION: 1992 — \$ 98,045 — 132 1994 — \$213,828 — 87 1997 — \$578,991 — 37
 1993 — \$ 17,992 — 221 1995 — \$335,617 — 53 1998 — \$321,823 — 97
 1996 — \$421,011 — 48 1999 — \$369,651 — 111

BEST 1999 PGA TOUR FINISH: T6—PGA Championship.

1999 PGA TOUR SUMMARY: Tournaments entered — 12; in money — 12; top—10 finishes — 1

OTHER INFORMATION: Enjoyed the most dominant year of his professional career with five victories on the PGA European Tour in 1999...Posted victories at the Benson & Hedges International Open, Volvo PGA Championship, The Standard Life Loch Lomond, Volvo Scandinavian Masters, BMW International Open and Cisco World Match Play...winner of PGA European Tour Order of Merit the last seven years (1993-99)...fifth consecutive money title in 1997 broke record of four in a row he shared with Peter Oosterhuis (1971-74)...also won 1997 Andersen Consulting World Championship of Golf and 1997 World Cup individual title...has won 22 European Tour events in his 13-year career...two-time Volvo German Open champion...won 1996 Million Dollar Challenge.

NATIONAL TEAMS: World Amateur Team (2), 1984, 86; Walker Cup (2), 1985, 87; Dunhill Cup (9), 1988, 91, 92, 93, 94, 95, 96, 97, 98; World Cup (6), 1988, 91, 92, 93, 97, 98; Ryder Cup (5), 1991, 93, 95, 97, 99; Asahi Glass Four Tours, 1991



Jose Maria Olazabal

HEIGHT: 5' 10" **WEIGHT:** 160 **BIRTHDATE:** February 5, 1966
BIRTHPLACE: Fuenterrabia, Spain **RESIDENCE:** Fuenterrabia, Spain
SPECIAL INTERESTS: Pop music, cinema, wildlife, ecology

TURNED PROFESSIONAL: 1985 **PGA TOUR PLAYOFF RECORD:** 0-0

TOUR VICTORIES: 5—1990 NEC World Series of Golf, 1991 The International.

1994 Masters Tournament, NEC World Series of Golf, 1999 Masters Tournament

MONEY AND POSITION: 1987 — \$ 7,470 — 215 1991 — \$ 382,124 — 43 1995 — \$213,415 — 87
 1989 — \$ 56,039 — 160 1992 — \$ 63,429 — 161 1997 — \$173,589 — 126
 1990 — \$337,837 — 38 1993 — \$ 60,160 — 174 1998 — \$208,486 — 133
 1994 — \$969,900 — 7 1999 — \$865,167 — 46

BEST 1999 PGA TOUR FINISH: 1—Masters Tournament.

1999 PGA TOUR SUMMARY: Tournaments entered — 13; in money — 8; top—10 finishes — 3

OTHER INFORMATION: Won his second career Masters Tournament for his lone PGA TOUR victory of 1999...split time between PGA TOUR and European Tour, playing 13 U.S. and 12 European events...participated in his sixth Ryder Cup in 1999...after missing all of 1996 with a myriad of foot ailments, returned to prior form in 1997...won third start after return at Turespana Masters...winner of 17 PGA European Tour tournaments, including Swiss Open and Sanyo Open in his rookie year of 1986, when he finished second on money list...also finished second on money list in 1989 and third in 1988 and 1990...1989 and 1990 Visa Taiheiyo Masters champion...teamed with Seve Ballesteros to win Tournoi Perrier de Paris in 1995.

NATIONAL TEAMS: World Amateur Team (2), 1982, 84; Dunhill Cup (8), 1986, 87, 88, 89, 92, 93, 98, 99; Ryder Cup (6), 1987, 89, 91, 93, 97, 99; Kirin Cup, 1987; World Cup, 1989; Asahi Glass Four Tours, 1989



PROMINENT INTERNATIONAL PLAYERS...continued

Masashi "Jumbo" Ozaki

HEIGHT: 6' 2" **WEIGHT:** 200 **BIRTHDATE:** January 24, 1947
BIRTHPLACE: Tokushima, Japan **RESIDENCE:** Chiba, Japan
FAMILY: Wife, Yoshiko; Eri, Tomoharu, Takaharu
SPECIAL INTERESTS: Wine and Bonsai
TURNED PROFESSIONAL: 1970 **PGA TOUR PLAYOFF RECORD:** 0-0
BEST PGA TOUR FINISH: T4 — 1993 Memorial Tournament



MONEY & POSITION:

1987 — \$21,727 — 184	1991 — \$15,765 — 218	1996 — \$28,920 — 225
1988 — \$ 6,321 — 233	1992 — \$13,906 — 223	1997 — \$19,140 — 241
1989 — \$47,755 — 165	1993 — \$66,742 — 169	1998 — 0
1990 — \$31,834 — 192	1994 — \$25,557 — 217	1999 — 0
	1995 — \$60,292 — 188	

BEST 1999 PGA TOUR FINISH: Did not make a cut on 1999 PGA TOUR

1999 PGA TOUR SUMMARY: Tournaments entered — 3; in money — 0; top-10 finishes — 0

OTHER INFORMATION: Played primarily on the Japan Golf Tour in 1999...Posted nine top-10 finishes in 19 events, including wins at the Token Corporation Cup and Yonex Open Hiroshima...Those two wins raised his career total to 111, all but one of which have come in his homeland...win at 1996 Dunlop Phoenix was 100th of his career...among his victories are six Japan PGA Championships, six Japan Series Championships, six Fuji-Sankei Opens, six Ana Opens, five Japan Opens and five Jun Classics...leading money-winner on Japanese Tour 11 years (1973, 74, 77, 88, 89, 90, 92, 94, 95, 96, 98)...lone victory outside Japan was 1972 New Zealand PGA Championship.

NATIONAL TEAMS: U.S. vs. Japan (9), 1971, 72, 73, 75, 77, 78, 79, 80, 81; World Cup (2), 1974, 88; Asahi Glass Four Tours (3), 1986, 87, 89; Presidents Cup, 1996

Jarmo Sandelin

HEIGHT: 6'1" **WEIGHT:** 168 **BIRTHDATE:** May 10, 1967
BIRTHPLACE: Imatra, Finland **RESIDENCE:** Monaco
FAMILY: Single
SPECIAL INTERESTS: Skiing, tennis, gymnastics, squash
TURNED PROFESSIONAL: 1987



BEST PGA TOUR FINISH: T20 — 1999 WGC-American Express Championship

MONEY AND POSITION: 1995 — \$ 7,178 — 278 1996 — \$ 2,509 — 360
 1999 — \$ 9,764 — 291

BEST 1999 PGA TOUR FINISH: T20—WGC-American Express Championship.

1999 PGA TOUR SUMMARY: Tournaments entered — 5; in money — 3; top-10 finishes — 0

OTHER INFORMATION: Participated in five official money events on the 1999 PGA TOUR, making the cut in three...Best showing was a T20 finish at the season-ending WGC-American Express Championship...Winner of four career events on the European Tour, including two in 1999 at the German Open and the Peugeot Open de Espana...Other professional victories include the 1996 Madeira Island Open and the 1995 Turespana Open de Canaria...Finished ranked 69th in the Official World Golf Ranking in 1999 (through 11/7/99)...Self-taught golfer who uses extra-long 52-inch driver.

NATIONAL TEAMS: Dunhill Cup (3) 1995, 96, 99; World Cup (3) 1995, 96, 99; Ryder Cup 1999

PROMINENT INTERNATIONAL PLAYERS...continued

Sam Torrance

HEIGHT: 5' 11" **WEIGHT:** 190 **BIRTHDATE:** August 24, 1953
BIRTHPLACE: Largs, Scotland **RESIDENCE:** Wentworth, England
FAMILY: Wife, Suzanne; Daniel (1988), Phoebe (1992), Anoushka (1995)
SPECIAL INTERESTS: Snooker, tennis, cards, family
TURNED PROFESSIONAL: 1970 **PGA TOUR PLAYOFF RECORD:** 0-1
BEST PGA TOUR FINISH: 2—1983 Southern Open



MONEY AND POSITION: 1982 — \$ 4,550 — 218 1985 — \$ 4,445 — 207 1996 — \$41,454 — 204
 1983 — \$27,000 — 138 1991 — 0 1997 — \$18,985 — 242
 1984 — \$ 919 — 255 1994 — \$123,492 — 136 1998 — \$20,530 — 244
 1995 — \$ 56,970 — 194 1999 — 0

BEST 1999 PGA TOUR FINISH: Did not make a cut on 1999 PGA TOUR

1999 PGA TOUR SUMMARY: Tournaments entered — 1; in money — 0; top—10 finishes — 0

OTHER INFORMATION: Named captain for the 2001 European Ryder Cup team...posted two top-10 finishes in 19 European Tour and one PGA TOUR event last year...winner of 21 European Tour events in a career that began in 1971...European Tour's second-leading money winner twice (1984, 1995) and ranked third twice (1976, 1982)...won for first time since 1995 when he captured 1998 Peugeot Open de France...1980 Australian PGA Champion...won European Championship in 1996 Andersen Consulting World Championship of Golf.

NATIONAL TEAMS: World Cup (11), 1976, 78, 82, 84, 85, 87, 89, 90, 91, 93, 95; Hennessy Cognac Cup (5), 1976, 78, 80, 82, 84; Ryder Cup (8), 1981, 83, 85, 87, 89, 91, 93, 95; Dunhill Cup (8), 1985, 86, 87, 89, 90, 91, 93, 95; Nissan Cup, 1985; Asahi Glass Four Tours, 1991

Greg Turner

HEIGHT: 6' 2" **WEIGHT:** 182 **BIRTHDATE:** February 21, 1963
BIRTHPLACE: Dunedin, New Zealand **RESIDENCE:** Queenstown, New Zealand
FAMILY: Wife, Jane; Charlotte (1997)
SPECIAL INTERESTS: Environment, fishing, cricket, rugby, writing
TURNED PROFESSIONAL: 1984 **PGA TOUR PLAYOFF RECORD:** 0-0



BEST PGA TOUR FINISH: T7 — 1996 British Open

MONEY AND POSITION: 1986 — \$ 5,800 — 218 1996 — \$54,250 — 19
 1997 — \$10,315 — 268 1998 — \$74,604 — 196 1999 — \$ 48,600 — 227

BEST 1999 PGA TOUR FINISH: T16—PGA Championship.

1999 PGA TOUR SUMMARY: Tournaments entered — 3; in money — 2; top—10 finishes — 0

OTHER INFORMATION: Primarily a European Tour player who made most of two Australasian Tour appearances, finishing T3 at the Ericsson Masters and winning the Mastercard Australian PGA...best 1999 finish in Europe was a second-place finish at the Novotel Perrier Open de France...member of winning International Presidents Cup Team in 1998...long-time standout in his native New Zealand...captured 1984 New Zealand PGA Championship in his third start as a professional...also won 1989 AMP New Zealand Open and 1997 Air New Zealand-AMP New Zealand Open...Rookie of the Year on 1985 Australasian Tour...won 1990 Johnnie Walker Classic and 1991 Dai-ichi Palm Meadows Cup on Australasian Tour...owns four European Tour wins, including playoff victory at 1986 Scandinavian Enterprise Open...most recent European Tour win was at 1997 One 2 One British Masters...won the 1985 Fiji Open and 1986 Singapore Open.

NATIONAL TEAMS: Dunhill Cup (9), 1986, 87, 90, 92, 94, 95, 96, 98, 99; World Cup (10), 1985, 87, 88, 89, 90, 91, 92, 93, 94, 98; The Presidents Cup, 1998

PROMINENT INTERNATIONAL PLAYERS...continued

Lee Westwood

HEIGHT: 6' 0" **WEIGHT:** 205 **BIRTHDATE:** April 24, 1973
BIRTHPLACE: Worksop, England **RESIDENCE:** Worksop, England

FAMILY: Single

SPECIAL INTERESTS: Films, snooker, cars

TURNED PROFESSIONAL: 1993 **PGA TOUR PLAYOFF RECORD:** 0-0

PGA TOUR VICTORIES: 1 — 1998 Freeport•McDermott Classic

MONEY AND POSITION: 1995 — \$6,380 — 288 1997 — \$155,645 — 138
 1996 — 0 1998 — \$599,586 — 46 1999 — \$384,097 — 106

BEST 1999 PGA TOUR FINISH: T4—WGC-American Express Championship.

1999 PGA TOUR SUMMARY: Tournaments entered — 11; in money — 10; top—10 finishes — 3

OTHER INFORMATION: Split time on four tours worldwide last year playing 11 PGA TOUR, one South African Tour, 14 European Tour and two Japanese Tour events...enjoyed most lucrative season of European Tour career, finishing second on the Order of Merit and winning three events...first two victories came in successive weeks at the Standard Life Loch Lomond and TNT Dutch Open and final win came one month later at Smurfit European Open...Played in his second Ryder Cup in 1999...made first Ryder Cup appearance in 1997...earned his first professional victory at 1996 Volvo Scandinavian Masters in a playoff over Paul Broadhurst and Russell Claydon...tied for second at 1996 Volvo Masters and for third at Italian Open...second victory of 1996 came at Sumitomo VISA Taiheiyo Masters on Japanese Tour...defeated Costantino Rocca and Jeff Sluman in playoff.

NATIONAL TEAMS: Dunhill Cup (4), 1996, 97, 98, 99; Ryder Cup (2), 1997, 99.



Ian Woosnam

HEIGHT: 5' 5" **WEIGHT:** 160 **BIRTHDATE:** March 2, 1958
BIRTHPLACE: Oswestry, Wales **RESIDENCE:** Jersey, Channel Islands

FAMILY: Wife, Glendryth; Daniel, Rebecca, Amy

SPECIAL INTERESTS: Fishing, snooker, sports

TURNED PROFESSIONAL: 1976 **PGA TOUR PLAYOFF RECORD:** 1—0

PGA TOUR VICTORIES: 2 — 1991 USF&G Classic, Masters Tournament.

MONEY AND POSITION: 1984 — 0 1989 — \$146,323 — 97 1993 — \$ 55,426 — 176
 1986 — \$4,000 — 233 1990 — \$ 72,138 — 156 1994 — \$ 51,895 — 188
 1987 — \$3,930 — 236 1991 — \$485,023 — 30 1995 — \$174,464 — 106
 1988 — \$8,464 — 219 1992 — \$ 52,046 — 173 1996 — \$ 41,696 — 203
 1997 — \$ 40,738 — 216
 1998 — \$123,005 — 174
 1999 — \$104,478 — 195

BEST 1999 PGA TOUR FINISH: T14—Masters Tournament.

1999 PGA TOUR SUMMARY: Tournaments entered — 7; in money — 5; top—10 finishes — 0


OTHER INFORMATION: Played in 26 events on four tours last year...All four top-10 finishes came on European Tour with best showing coming at Trophée Lancome (T2)...earned 41st victory worldwide at 1997 Volvo PGA Championship on European Tour...made eighth Ryder Cup appearance in 1997...collected four victories on European Tour in 1996...won Johnnie Walker Asian Classic, Heineken Classic, Scottish Open and Volvo German Open...also won Scottish Open in 1987 and 1990...1988 and 1989 Irish Open champion...1993 English Open champion...runner-up to Colin Montgomerie on 1996 European Order of Merit...leading money-winner on European Tour in 1987 and 1990...first European Tour victory came at 1982 Swiss Open...won 1988 Million Dollar Challenge in South Africa.

NATIONAL TEAMS: World Cup (14), 1980, 82, 83, 84, 85, 87, 90, 91, 92, 93, 94, 96, 97, 98; Hennessy Cognac Cup (2), 1982, 84; Ryder Cup (8), 1983, 85, 87, 89, 91, 93, 95, 97; Dunhill Cup (8), 1985, 86, 88, 89, 90, 91, 93, 95; Nissan Cup (2), 1985, 86; Kirin Cup, 1987; Asahi Glass Four Tours (2), 1988, 90





Hal Sutton earned his 11th PGA TOUR title at the 1999 Bell Canadian Open. The victory marked the second straight year he had posted at least one victory on TOUR and the first time he had consecutive seasons with a win since 1982 and 1983.



1999 PGA TOUR TOURNAMENT SUMMARIES / HISTORIES

SECTION 3

Bank of America West Coast Swing Event

1999 MERCEDES CHAMPIONSHIPS

Mercedes
Championships

The Plantation Course, Kapalua, HI
Par: 36-37-73 Yards: 7,263

Purse: \$2,600,000
January 7-10, 1999

LEADERS: First Round—Steve Pate, Fred Funk, Joe Durant and Billy Mayfair each opened with 7-under-par 66. Billy Andrade and David Duval trailed by one stroke. **Second Round**—Duval tied the course record with a 10-under-par 63, which gave him a 16-under-par 130 total. Vijay Singh, Mayfair and Funk trailed by five strokes. **Third Round**—Duval, at 21-under-par 198, was five strokes ahead of Funk and six better than Mayfair. Tiger Woods, Jim Furyk and Singh were seven strokes back.

Cut: There was no cut. All 30 players completed 72 holes.



PRO-AM: \$10,000. Team—Steve Jones, Tom Watson, 56, \$1,800 each.

WEATHER: Very little wind Thursday and Friday. Due to the threat of an afternoon storm, Friday starting times were moved two hours earlier. Beautiful Saturday and Sunday, but with winds ranging from 15-25 mph.

Winner: David Duval 67-63-68-68 266 \$468,000.00

Billy Mayfair	T2	66-69-69-71	275	\$228,800.00
Mark O'Meara	T2	70-68-69-68	275	\$228,800.00
Vijay Singh	4	70-65-70-71	276	\$124,800.00
Fred Funk	T5	66-69-68-74	277	\$94,900.00
Justin Leonard	T5	68-72-68-69	277	\$94,900.00
Tiger Woods	T5	69-69-67-72	277	\$94,900.00
Davis Love III	8	69-68-71-70	278	\$81,900.00
Jim Furyk	9	68-69-68-75	280	\$76,700.00
Fred Couples	10	69-68-73-71	281	\$72,800.00
Billy Andrade	11	67-70-74-71	282	\$69,550.00
J.P. Hayes	12	70-71-70-72	283	\$66,950.00
Lee Janzen	T13	69-72-74-69	284	\$63,050.00
Jeff Sluman	T13	73-67-72-72	284	\$63,050.00
Steve Pate	15	66-70-73-76	285	\$59,150.00
Stuart Appleby	T16	70-71-72-73	286	\$55,250.00
Brandel Chamblee	T16	70-71-69-76	286	\$55,250.00
Joe Durant	T18	66-70-77-74	287	\$51,025.00
John Huston	T18	71-71-73-72	287	\$51,025.00
Mark Calcavecchia	T20	70-71-70-77	288	\$47,125.00
Chris Perry	T20	69-73-74-72	288	\$47,125.00
John Cook	T22	68-69-80-73	290	\$43,550.00
Steve Jones	T22	75-69-73-73	290	\$43,550.00
Phil Mickelson	T22	72-70-70-78	290	\$43,550.00
Scott Simpson	25	71-71-74-76	292	\$40,950.00
Steve Elkington	T26	74-73-73-73	293	\$39,975.00
Jesper Parnevik	T26	69-74-73-77	293	\$39,975.00
Trevor Dodds	28	72-73-75-75	295	\$39,130.00
Tom Watson	29	74-71-75-76	296	\$38,610.00
Michael Bradley	30	71-78-76-76	301	\$38,090.00

The following player did not start:

Olin Browne (unable to compete due to off-season surgery/received unofficial last-place money)

MERCEDES CHAMPIONSHIPS

Mercedes
Championships

TOURNAMENT HISTORY

Year	Winner	Score	Runner-up	Score	Location	Par/Yards
TOURNAMENT OF CHAMPIONS						
1953	Al Besselink	280	Chandler Harper	281	Desert Inn CC, Las Vegas, NV	72/7209
1954	Art Wall	278	Al Besselink	284	Desert Inn CC, Las Vegas, NV	72/7209
			Lloyd Mangrum			
1955	Gene Littler	280	Jerry Barber	293	Desert Inn CC, Las Vegas, NV	72/7209
			Pete Cooper			
			Bob Toski			
1956	Gene Littler	281	Cary Middlecoff	285	Desert Inn CC, Las Vegas, NV	72/7209
1957	Gene Littler	285	Billy Casper	288	Desert Inn CC, Las Vegas, NV	72/7209
			Jimmy Demaret			
			Dow Finsterwald			
			Billy Maxwell			
1958	Stan Leonard	275	Billy Casper	276	Desert Inn CC, Las Vegas, NV	72/7209
1959	Mike Souchak	281	Art Wall			
1960	Jerry Barber	268	Jay Hebert	282	Desert Inn CC, Las Vegas, NV	72/7209
1961	Sam Snead	273	Tommy Bolt	280	Desert Inn CC, Las Vegas, NV	72/7209
1962	Arnold Palmer	276	Billy Casper	277	Desert Inn CC, Las Vegas, NV	72/7209
1963	Jack Nicklaus	273	Tony Lema	278	Desert Inn CC, Las Vegas, NV	72/7209
			Arnold Palmer			
1964	Jack Nicklaus	279	Al Geiberger	281	Desert Inn CC, Las Vegas, NV	72/7209
			Doug Sanders			
1965	Arnold Palmer	277	Chi Chi Rodriguez	279	Desert Inn CC, Las Vegas, NV	72/7209
1966	*Arnold Palmer	283	Gay Brewer	283	Desert Inn CC, Las Vegas, NV	72/7209
1967	Frank Beard	278	Arnold Palmer	279	Stardust CC, Las Vegas, NV	71/6725
1968	Don January	276	Julius Boros	277	Stardust CC, Las Vegas, NV	71/6725
1969	Gary Player	284	Lee Trevino	286	La Costa CC, Carlsbad, CA	72/6911
1970	Frank Beard	273	Billy Casper	280	La Costa CC, Carlsbad, CA	72/6911
			Tony Jacklin			
			Gary Player			
1971	Jack Nicklaus	279	Bruce Devlin	287	La Costa CC, Carlsbad, CA	72/6911
			Gary Player			
			Dave Stockton			
1972	*Bobby Mitchell	280	Jack Nicklaus	280	La Costa CC, Carlsbad, CA	72/6911
1973	Jack Nicklaus	276	Lee Trevino	277	La Costa CC, Carlsbad, CA	72/6911
1974	Johnny Miller	280	Bud Allin	281	La Costa CC, Carlsbad, CA	72/6911
			John Mahaffey			
MONEY TOURNAMENT OF CHAMPIONS						
1975	*Al Geiberger	277	Gary Player	277	La Costa CC, Carlsbad, CA	72/6911
1976	Don January	277	Hubert Green	282	La Costa CC, Carlsbad, CA	72/6911
1977	*Jack Nicklaus	281	Bruce Lietzke	281	La Costa CC, Carlsbad, CA	72/6911
1978	Gary Player	281	Andy North	283	La Costa CC, Carlsbad, CA	72/6911
			Lee Trevino			
1979	Tom Watson	275	Bruce Lietzke	281	La Costa CC, Carlsbad, CA	72/6911
			Jerry Pate			
1980	Tom Watson	276	Jim Colbert	279	La Costa CC, Carlsbad, CA	72/6911
1981	Lee Trevino	273	Ray Floyd	275	La Costa CC, Carlsbad, CA	72/6911
1982	Lanny Wadkins	280	Andy Bean	283	La Costa CC, Carlsbad, CA	72/6911
			David Graham			
			Craig Stadler			
			Ron Streck			
1983	Lanny Wadkins	280	Ray Floyd	281	La Costa CC, Carlsbad, CA	72/6911
1984	Tom Watson	274	Bruce Lietzke	279	La Costa CC, Carlsbad, CA	72/7022
1985	Tom Kite	275	Mark McCumber	281	La Costa CC, Carlsbad, CA	72/7022
1986	Calvin Peete	267	Mark O'Meara	273	La Costa CC, Carlsbad, CA	72/7022
1987	Mac O'Grady	278	Rick Fehr	279	La Costa CC, Carlsbad, CA	72/7022
1988	-Steve Pate	202	Larry Nelson	203	La Costa CC, Carlsbad, CA	72/7022
1989	Steve Jones	279	David Frost	282	La Costa CC, Carlsbad, CA	72/7022
			Jay Haas			

MERCEDES CHAMPIONSHIPS

Mercedes
Championships

TOURNAMENT HISTORY

Year	Winner	Score	Runner-up	Score	Location	Par/Yards
1990	Paul Azinger	272	Ian Baker-Finch	273	La Costa CC, Carlsbad, CA	72/7022
INFINITI TOURNAMENT OF CHAMPIONS						
1991	Tom Kite	272	Lanny Wadkins	273	La Costa CC, Carlsbad, CA	72/7022
1992	*Steve Elkington	279	Brad Faxon	279	La Costa CC, Carlsbad, CA	72/7022
1993	Davis Love III	272	Tom Kite	273	La Costa CC, Carlsbad, CA	72/7022
MERCEDES CHAMPIONSHIPS						
1994	*Phil Mickelson	276	Fred Couples	276	La Costa CC, Carlsbad, CA	72/7022
1995	*Steve Elkington	278	Bruce Lietzke	278	La Costa CC, Carlsbad, CA	72/7022
1996	Mark O'Meara	271	Nick Faldo	274	La Costa CC, Carlsbad, CA	72/7022
			Scott Hoch			
1997	*-Tiger Woods	202	Tom Lehman	202	La Costa CC, Carlsbad, CA	72/7022
1998	Phil Mickelson	271	Mark O'Meara	272	La Costa CC, Carlsbad, CA	72/7022
			Tiger Woods			
1999	David Duval	266	Billy Mayfair Mark O'Meara	275	The Plantation Course, Kapalua, HI	73/7263

Tournament Record: 266—David Duval, 1999
Course Record: 63—David Duval, 1999

KEY: * = Playoff ~ = Weather-shortened

MERCEDES CHAMPIONSHIPS NOTES

David Duval's nine-stroke victory at the 1999 Mercedes Championships was the largest margin of victory on the PGA TOUR all season. It also marked the largest margin of victory on TOUR since **Tiger Woods** won the 1997 Masters Tournament by 12 strokes.

With his 26-under-par 266 total, **David Duval** established a Mercedes Championships tournament record. Duval's scoring in relation to par, the third best in PGA TOUR history, was two strokes shy of **John Huston's** record of 28-under-par 260 at the 1998 United Airlines Hawaiian Open.

Tom Watson won the 1979 and 1980 Mercedes Championships wire-to-wire. Only one player since has won the same tournament wire-to-wire in consecutive years: **Ernie Els**, the 1996 and 1997 Buick Classic champion.

Bank of America West Coast Swing Event

1999 SONY OPEN IN HAWAII



Waialae CC, Honolulu, HI
Par: 35-35-70 Yards: 7,060

Purse: \$2,600,00
January 14-17, 1999

LEADERS: First Round—Tommy Tolles opened with a 7-under-par 63. Notah Begay III and Esteban Toledo were two strokes back. **Second Round**—Brandel Chamblee, at 6-under-par 134, led Tolles and Mike Hulbert by one stroke. **Third Round**—Tolles, at 8-under-par 202, had a one-stroke lead over Davis Love III. Mark O'Meara and John Huston trailed by two.



CUT: 71 players at 2-over-par 142 from a field of 144.

PRO-AM: \$10,000. Team—Trevor Dodds, 53, \$2,000.

WEATHER: Morning rain with light trade winds Thursday. Beautiful Friday, although with 15-25 mph winds. Light winds and beautiful on the weekend.

Winner: Jeff Sluman 69-70-66-66 271 \$468,000.00

Davis Love III	T2	71-69-63-70	273	\$156,000.00	Kaname Yokoo	T33	72-67-72-69	280	\$14,040.00
Jeff Maggert	T2	69-70-66-68	273	\$156,000.00	Jay Don Blake	T38	69-70-70-72	281	\$10,400.00
Len Mattiace	T2	70-66-69-68	273	\$156,000.00	Danny Briggs	T38	72-68-71-70	281	\$10,400.00
Chris Perry	T2	69-69-69-66	273	\$156,000.00	John Cook	T38	68-71-71-71	281	\$10,400.00
Tommy Tolles	T2	63-72-67-71	273	\$156,000.00	Joe Durant	T38	66-73-73-69	281	\$10,400.00
Chris Couch	T7	69-70-68-67	274	\$75,660.00	Keiichiro Fukabori	T38	74-67-71-69	281	\$10,400.00
Paul Goydos	T7	72-68-67-67	274	\$75,660.00	Jonathan Kaye	T38	69-71-72-69	281	\$10,400.00
Jimmy Green	T7	70-70-68-66	274	\$75,660.00	Dicky Pride	T38	72-68-69-72	281	\$10,400.00
Chris Riley	T7	67-71-68-68	274	\$75,660.00	Vijay Singh	T38	67-75-68-71	281	\$10,400.00
Loren Roberts	T7	69-69-69-67	274	\$75,660.00	Ty Armstrong	T46	66-71-73-72	282	\$7,800.00
Fred Funk	T12	66-71-73-65	275	\$52,650.00	Joe Ozaki	T46	67-72-69-74	282	\$7,800.00
John Huston	T12	68-68-68-71	275	\$52,650.00	Emlyn Aubrey	T48	70-72-68-73	283	\$6,614.40
Larry Mize	T12	69-68-69-69	275	\$52,650.00	Craig Barlow	T48	66-76-71-70	283	\$6,614.40
Mark O'Meara	T12	66-71-67-71	275	\$52,650.00	Brandel Chamblee	T48	68-66-74-75	283	\$6,614.40
Stuart Appleby	T16	69-68-70-69	276	\$41,600.00	David Ishii	T48	72-68-73-70	283	\$6,614.40
Esteban Toledo	T16	65-72-68-71	276	\$41,600.00	Mike Reid	T48	68-71-75-69	283	\$6,614.40
Tom Watson	T16	71-68-71-66	276	\$41,600.00	Rich Beem	T53	71-68-74-71	284	\$6,084.00
Jim Furyk	T19	70-72-66-69	277	\$31,512.00	John Daly	T53	69-69-72-74	284	\$6,084.00
Nolan Henke	T19	70-67-68-72	277	\$31,512.00	Tommy Armour III	T55	68-70-76-71	285	\$5,850.00
Tim Herron	T19	69-70-70-68	277	\$31,512.00	Ben Bates	T55	68-71-76-70	285	\$5,850.00
Mike Sposa	T19	71-66-70-70	277	\$31,512.00	Carlos Franco	T55	69-69-73-74	285	\$5,850.00
Duffy Waldorf	T19	69-69-69-70	277	\$31,512.00	Robert Gamez	T55	71-70-75-69	285	\$5,850.00
Cameron Beckman	T24	67-72-71-68	278	\$21,580.00	Jerry Kelly	T55	70-71-74-70	285	\$5,850.00
Dan Forsman	T24	67-71-75-65	278	\$21,580.00	Greg Meyer	T55	69-71-73-72	285	\$5,850.00
Mike Hulbert	T24	69-66-70-73	278	\$21,580.00	Notah Begay III ...	T61	65-77-70-74	286	\$5,616.00
Peter Jacobsen	T24	66-73-70-69	278	\$21,580.00	Bradley Hughes ...	T61	72-69-71-74	286	\$5,616.00
Steve Jones	T24	70-70-70-68	278	\$21,580.00	Lee Rinker	T61	71-70-71-74	286	\$5,616.00
Mike Brisky	T29	72-68-70-69	279	\$17,290.00	Fulton Allem	T64	72-68-72-75	287	\$5,460.00
John Maginnes	T29	67-72-69-71	279	\$17,290.00	Scott Simpson	T64	71-69-76-71	287	\$5,460.00
Jesper Parnevik	T29	71-68-70-70	279	\$17,290.00	Omar Uresti	T64	71-69-74-73	287	\$5,460.00
Craig Stadler	T29	70-66-72-71	279	\$17,290.00	Franklin Langham	67	71-70-74-73	288	\$5,356.00
Billy Andrade	T33	68-74-70-68	280	\$14,040.00	Bob Burns	68	66-74-74-75	289	\$5,304.00
Scott Gump	T33	68-72-71-69	280	\$14,040.00	Jay Williamson	69	69-73-74-74	290	\$5,252.00
Steve Jurgensen .	T33	67-71-72-70	280	\$14,040.00	Dennis Paulson	70	73-69-74-77	293	\$5,200.00
Lee Porter	T33	71-71-69-69	280	\$14,040.00	Robert Damron	71	70-71-76-82	299	\$5,148.00

The following players did not finish (C=cut, W=withdrew, D=disqualified)

C—143- Russ Cochran, John Elliott, Rick Fehr, Ed Fiori, P.H. Horgan III, Lee Janzen, Skip Kendall, Tom Pernice, Jr., Charles Raulerson, Rory Sabbatini, Gene Sauers, Ted Tryba. 144- Brad Bryant, Tom Byrum, Stewart Cink, Jay Delsing, Clark Dennis, Doug Dunakey, Robin Freeman, Bob Friend, Jeff Gallagher, Brent Geiberger, Sean Murphy, Corey Pavin, Mike Springer, Lanny Wadkins. 145- Robert Allenby, Isao Aoki, Woody Austin, Paul Azinger, Chris DiMarco, Kevin Hayashi, Shigeki Maruyama, Joe Ogilvie, Howard Twitty. 146- Eric Bookser, Trevor Dodds, Harrison Frazar, Gary Hallberg, Steve Lowery, Tom Scherrer, Chris Smith, Curtis Strange, David Sutherland. 147- Pete Jordan, J.L. Lewis, Frank Lickliter, Doug Martin, Jason Schultz. 148- Alan Bratton, Barry Cheesman, Brian Henninger, Deane Pappas, Mike Weir. 149- Chip Beck, Jeff Brehaut, Brian Gay, Greg Kraft, Geoffrey Sisk. 150- Gabriel Hjertstedt, Katsumasa Miyamoto, Craig Parry, Ted Purdy, Bo Van Pelt, Charles Warren. 151- Briny Baird, Greg Chalmers. 152- Paul Stankowski. 154- Doug Barron, Neal Lancaster. 155- Clark Miyazaki. 156- Keith Clearwater. 159- Brandon Kop.

SONY OPEN IN HAWAII



TOURNAMENT HISTORY

Year	Winner	Score	Runner-up	Score	Location	Par/Yards
SONY OPEN IN HAWAII						
1999	Jeff Sluman	271	Davis Love III Jeff Maggert Len Mattiace Chris Perry Tommy Tolles	273	Waialae CC, Honolulu	70/7060

Tournament Record:	271—Jeff Sluman, 1999
Course Record:	60—Davis Love III, 1994

SONY OPEN IN HAWAII NOTES

John Huston's winning performance at Waialae Country Club in 1998 broke one of the longest-standing records on the PGA TOUR. Huston's 28-under-par finish broke the 27-under-par record shared by **Ben Hogan** (1945 Portland Invitational) and **Mike Souchak** (1955 Texas Open).


Jeff Sluman's victory at the 1999 Sony Open in Hawaii marked Sluman's second PGA TOUR win in eight starts, dating back to his Greater Milwaukee Open victory in Sept. 1998.

Bank of America West Coast Swing Event

1999 BOB HOPE CHRYSLER CLASSIC

Palmer Course at PGA West, La Quinta, CA
(Host Course)

Purse: \$3,000,000
January 20-24, 1999




	Par: 72	Yards: 6,950
Bermuda Dunes CC	Par: 72	Yards: 6,927
Tamarisk CC	Par: 72	Yards: 6,881
Indian Wells CC	Par: 72	Yards: 6,478

LEADERS: First Round—Tom Pernice (PC), John Huston (IW) and Ben Bates (IW) shot 9-under-par 63s to lead by one stroke over Jeff Freeman (T) and Jonathan Kaye (PC). **Second Round**—Fred Funk (IW) shot a 4-under-par 68, for an 11-under-par 133 total, to lead by two strokes over John Daly (T), Bo Van Pelt (IW) and Pernice (BD). **Third Round**—Funk (PC) added a 6-under-par 66 to get to 17-under-par 199. He led by one stroke over Pate (BD) and by two strokes over three others. **Fourth Round**—Funk (BD) led by one stroke over Pate (T) after a 3-under-par 69 for a 20-under-par 268 total. Skip Kendall (IW) and Huston (T) were two strokes back.

CUT: After 72 holes, 71 players at 4-under-par 284 from a field of 128.

WEATHER: Clear and breezy Wednesday, with temperatures reaching the mid 70s. There was a one-hour delay at all four courses Thursday due to strong winds reaching 45 mph. The winds died down on Friday and conditions were perfect. Sunny and cooler Saturday, with highs reaching only into the low 60s. Partly cloudy Sunday, with temperatures in the mid 60s.



Winner: David Duval 70-71-64-70-59 334 \$540,000.00

Steve Pate	2	66-70-64-69-66	335	\$324,000.00	Glen Day	T37	69-72-72-68-69	350	\$14,100.00
John Huston	3	63-73-71-63-66	336	\$204,000.00	Bob Friend	T37	69-71-71-72-67	350	\$14,100.00
Bob Estes	T4	68-71-65-67-68	339	\$132,000.00	Scott Hoch	T37	69-70-72-70-69	350	\$14,100.00
Fred Funk	T4	65-68-66-69-71	339	\$132,000.00	Jay Don Blake	T40	70-73-70-68-70	351	\$12,300.00
Skip Kendall	6	67-73-66-64-70	340	\$108,000.00	Jerry Kelly	T40	71-73-66-71-70	351	\$12,300.00
Jeff Maggert	7	69-72-66-68-66	341	\$100,500.00	Lee Porter	T40	69-77-69-66-70	351	\$12,300.00
Paul Goydos	T8	67-72-69-70-64	342	\$87,000.00	Fulton Allem	T43	66-73-69-71-73	352	\$8,766.00
Jeff Sluman	T8	68-68-70-68-68	342	\$87,000.00	Stuart Appleby	T43	72-74-67-71-68	352	\$8,766.00
Kevin Sutherland ..	T8	69-72-66-67-68	342	\$87,000.00	Mark Brooks	T43	68-76-71-67-70	352	\$8,766.00
Robert Allenby	T11	70-70-67-70-66	343	\$72,000.00	Robert Gamez	T43	71-71-68-70-72	352	\$8,766.00
Scott Verplank	T11	67-71-67-67-71	343	\$72,000.00	Jay Haas	T43	74-69-71-68-70	352	\$8,766.00
Gabriel Hjertstedt ..	T13	67-74-65-67-71	344	\$54,600.00	Brian Henninger	T43	71-71-71-68-71	352	\$8,766.00
Peter Jacobsen	T13	66-72-70-70-66	344	\$54,600.00	Jonathan Kaye	T43	64-83-62-69-74	352	\$8,766.00
John Maginnes	T13	70-70-70-68-66	344	\$54,600.00	Dennis Paulson	T43	67-71-73-70-71	352	\$8,766.00
Tom Pernice, Jr.	T13	63-72-66-74-69	344	\$54,600.00	Chris Perry	T43	67-75-69-69-72	352	\$8,766.00
Ted Tryba	T13	69-72-68-69-66	344	\$54,600.00	Mike Reid	T43	70-76-68-69-69	352	\$8,766.00
Russ Cochran	T18	69-70-67-72-67	345	\$42,000.00	Barry Cheesman	T53	73-69-70-71-70	353	\$6,817.50
Payne Stewart	T18	71-70-66-71-67	345	\$42,000.00	Keith Fergus	T53	71-71-68-70-73	353	\$6,817.50
Kirk Triplett	T18	70-70-67-70-68	345	\$42,000.00	Robin Freeman	T53	71-75-66-71-70	353	\$6,817.50
John Daly	T21	69-66-66-73-72	346	\$33,600.00	Donnie Hammond ..	T53	68-78-69-65-73	353	\$6,817.50
Loren Roberts	T21	68-69-70-67-72	346	\$33,600.00	Deane Pappas	T53	70-74-69-70-70	353	\$6,817.50
Steve Stricker	T21	69-75-67-71-64	346	\$33,600.00	Kenny Perry	T53	68-70-73-70-72	353	\$6,817.50
Stewart Cink	T24	70-71-67-73-66	347	\$25,575.00	Joey Sindelar	T53	69-74-72-68-70	353	\$6,817.50
Len Mattiace	T24	68-70-69-67-73	347	\$25,575.00	Omar Uresti	T53	70-69-69-74-71	353	\$6,817.50
David Toms	T24	71-76-69-63-68	347	\$25,575.00	Jim Carter	T61	66-72-76-68-72	354	\$6,450.00
Bob Tway	T24	66-76-64-69-72	347	\$25,575.00	Frank Lickliter	T61	68-75-71-70-70	354	\$6,450.00
J.P. Hayes	T28	68-72-68-71-69	348	\$20,850.00	Dave Stockton, Jr. ..	T61	67-74-73-69-71	354	\$6,450.00
Billy Mayfair	T28	72-74-67-70-65	348	\$20,850.00	Grant Waite	T61	71-74-69-70-70	354	\$6,450.00
Rocco Mediate	T28	65-74-70-68-71	348	\$20,850.00	Jeff Freeman	T65	64-74-70-73-74	355	\$6,270.00
Esteban Toledo	T28	71-73-69-67-68	348	\$20,850.00	Corey Pavin	T65	73-71-68-70-73	355	\$6,270.00
Ben Bates	T32	63-74-74-70-68	349	\$16,980.00	Phil Blackmar	T67	71-71-70-71-73	356	\$6,150.00
Greg Chalmers	T32	70-69-72-68-70	349	\$16,980.00	Bo Van Pelt	T67	65-70-74-74-73	356	\$6,150.00
Noian Henke	T32	71-72-71-68-67	349	\$16,980.00	Chris DiMarco	69	70-73-75-65-75	358	\$6,060.00
Scott McCarron	T32	67-72-73-69-68	349	\$16,980.00	Jesper Parnevik	70	71-70-74-69-76	360	\$6,000.00
Mike Weir	T32	67-71-74-66-71	349	\$16,980.00	Bradley Hughes	71	75-76-66-65-79	361	\$5,940.00

The following players did not finish (C=cut, W=withdrew, D=disqualified)

C— 285- Paul Azinger, Brad Bryant, Bob Burns, Dan Forsman, Scott Gump, Willie Wood, 286- Robert Damron, Clark Dennis, Brad Fabel, Steve Flesch, Steve Lowery, Andrew Magee, Doug Martin, Joe Ogilvie, 287- Doug Barron, Tom Byrum, Mark Calcavecchia, John Cook, Steve Jones, Tom Kite, Joe Ozaki, Lee Rinker, 288- Trevor Dodds, Jeff Gallagher, Greg Kraft, Bruce Lietzke, Geoffrey Sisk, Tommy Tolles, 289- Jim Gallagher, Jr., Bill Glasson, David Sutherland, Mark Wiebe, 290- Eric Booker, Fred Couples, Brent Geiberger, 291- Franklin Langham, Gary McCord, Mike Springer, Kevin Wentworth, 292- Neal Lancaster, John Mahaffey, Curtis Strange, 293- Mark Hayes, Pete Jordan, Roger Maltbie, 294- Harrison Frazer, J.L. Lewis, Fuzzy Zoeller, 295- Mike Hulbert, 297- Tommy Armour III, Chip Beck, Larry Rinker, 298- Paul Stankowski, 299- Lanny Wadkins, 301- Dicky Pride, 305- Arnold Palmer, W - Lennie Clements.

BOB HOPE CHRYSLER CLASSIC



TOURNAMENT HISTORY

Year	Winner	Score	Runner-up	Score	Location	Par/Yards
PALM SPRINGS GOLF CLASSIC						
1960	Arnold Palmer	338	Fred Hawkins	341	Bermuda Dunes CC, Palm Springs, CA	72/6837
					Indian Wells CC, Indian Wells, CA	72/6478
					Tamarisk CC, Palm Springs, CA	72/6869
					Thunderbird CC, Palm Springs, CA (H)	N/A
1961	Billy Maxwell	345	Doug Sanders	347	Bermuda Dunes CC, Palm Springs, CA	72/6837
					Indian Wells CC, Indian Wells, CA	72/6478
					Tamarisk CC, Palm Springs, CA (H)	72/6869
					Thunderbird CC, Palm Springs, CA	N/A
					Eldorado CC, Palm Springs, CA	72/6708
1962	Arnold Palmer	342	Jay Hebert Gene Littler	345	Bermuda Dunes CC, Palm Springs, CA (H)	72/6837
					Indian Wells CC, Indian Wells, CA	72/6478
					Tamarisk CC, Palm Springs, CA	72/6869
					Thunderbird CC, Palm Springs, CA	N/A
					Eldorado CC, Palm Springs, CA	72/6708
1963	*Jack Nicklaus	345	Gary Player	345	Bermuda Dunes CC, Palm Springs, CA	72/6837
					Indian Wells CC, Indian Wells, CA (H)	72/6478
					Tamarisk CC, Palm Springs, CA	72/6869
					Eldorado CC, Palm Springs, CA	72/6708
1964	*Tommy Jacobs	353	Jimmy Demaret	353	Bermuda Dunes CC, Palm Springs, CA	72/6837
					Indian Wells CC, Indian Wells, CA	72/6478
					Eldorado CC, Palm Springs, CA (H)	72/6708
					La Quinta CC, La Quinta, CA	72/6911
BOB HOPE DESERT CLASSIC						
1965	Billy Casper	348	Tommy Aaron Arnold Palmer	349	Bermuda Dunes CC, Palm Springs, CA (H)	72/6837
					Indian Wells CC, Indian Wells, CA	72/6478
					Eldorado CC, Palm Springs, CA	72/6708
					La Quinta CC, La Quinta, CA	72/6911
1966	*Doug Sanders	349	Arnold Palmer	349	Bermuda Dunes CC, Palm Springs, CA	72/6837
					Indian Wells CC, Indian Wells, CA (H)	72/6478
					Eldorado CC, Palm Springs, CA	72/6708
					La Quinta CC, La Quinta, CA	72/6911
1967	Tom Nieporte	349	Doug Sanders	350	Bermuda Dunes CC, Palm Springs, CA	72/6837
					Indian Wells CC, Indian Wells, CA	72/6478
					Eldorado CC, Palm Springs, CA	72/6708
					La Quinta CC, La Quinta, CA (H)	72/6911
1968	*Arnold Palmer	348	Deane Beman	348	Bermuda Dunes CC, Palm Springs, CA (H)	72/6837
					Indian Wells CC, Indian Wells, CA	72/6478
					Eldorado CC, Palm Springs, CA	72/6708
					La Quinta CC, La Quinta, CA	72/6911
1969	Billy Casper	345	Dave Hill	348	Bermuda Dunes CC, Palm Springs, CA	72/6837
					Indian Wells CC, Indian Wells, CA (H)	72/6478
					Tamarisk CC, Palm Springs, CA	72/6869
					La Quinta CC, La Quinta, CA	72/6911
1970	Bruce Devlin	339	Larry Ziegler	343	Bermuda Dunes CC, Palm Springs, CA	72/6837
					Indian Wells CC, Indian Wells, CA	72/6478
					Eldorado CC, Palm Springs, CA	72/6708
					La Quinta CC, La Quinta, CA (H)	72/6911
1971	*Arnold Palmer	342	Ray Floyd	342	Bermuda Dunes CC, Palm Springs, CA (H)	72/6837
					Indian Wells CC, Indian Wells, CA	72/6478
					Tamarisk CC, Palm Springs, CA	72/6869
					La Quinta CC, La Quinta, CA	72/6911
1972	Bob Rosburg	344	Lanny Wadkins	345	Bermuda Dunes CC, Palm Springs, CA	72/6837
					Indian Wells CC, Indian Wells, CA (H)	72/6478
					Eldorado CC, Palm Springs, CA	72/6708
					La Quinta CC, La Quinta, CA	72/6911

BOB HOPE CHRYSLER CLASSIC



TOURNAMENT HISTORY

Year	Winner	Score	Runner-up	Score	Location	Par/Yards
1973	Arnold Palmer	343	Johnny Miller Jack Nicklaus	345	Bermuda Dunes CC, Palm Springs, CA (H) Indian Wells CC, Indian Wells, CA Tamarisk CC, Palm Springs, CA La Quinta CC, La Quinta, CA	72/6837 72/6478 72/6869 72/6911
1974	Hubert Green	341	Bert Yancey	343	Bermuda Dunes CC, Palm Springs, CA Indian Wells CC, Indian Wells, CA (H) Eldorado CC, Palm Springs, CA La Quinta CC, La Quinta, CA	72/6837 72/6478 72/6708 72/6911
1975	Johnny Miller	339	Bob Murphy	342	Bermuda Dunes CC, Palm Springs, CA (H) Indian Wells CC, Indian Wells, CA Tamarisk CC, Palm Springs, CA La Quinta CC, La Quinta, CA	72/6837 72/6478 72/6869 72/6911
1976	Johnny Miller	344	Rik Massengale	347	Bermuda Dunes CC, Palm Springs, CA Indian Wells CC, Indian Wells, CA (H) Eldorado CC, Palm Springs, CA La Quinta CC, La Quinta, CA	72/6837 72/6478 72/6708 72/6911
1977	Rik Massengale	337	Bruce Lietzke	343	Bermuda Dunes CC, Palm Springs, CA Indian Wells CC, Indian Wells, CA Tamarisk CC, Palm Springs, CA La Quinta CC, La Quinta, CA (H)	72/6837 72/6478 72/6869 72/6911
1978	Bill Rogers	339	Jerry McGee	341	Bermuda Dunes CC, Palm Springs, CA (H) Indian Wells CC, Indian Wells, CA Eldorado CC, Palm Springs, CA La Quinta CC, La Quinta, CA	72/6837 72/6478 72/6708 72/6911
1979	John Mahaffey	343	Lee Trevino	344	Bermuda Dunes CC, Palm Springs, CA Indian Wells CC, Indian Wells, CA (H) Tamarisk CC, Palm Springs, CA La Quinta CC, La Quinta, CA	72/6837 72/6478 72/6869 72/6911
1980	Craig Stadler	343	Tom Purtzer Mike Sullivan	345	Bermuda Dunes CC, Palm Springs, CA Indian Wells CC, Indian Wells, CA Eldorado CC, Palm Springs, CA La Quinta CC, La Quinta, CA (H)	72/6837 72/6478 72/6708 72/6911
1981	Bruce Lietzke	335	Jerry Pate	337	Bermuda Dunes CC, Palm Springs, CA (H) Indian Wells CC, Indian Wells, CA Tamarisk CC, Palm Springs, CA La Quinta CC, La Quinta, CA	72/6837 72/6478 72/6869 72/6911
1982	*Ed Fiori	335	Tom Kite	335	Bermuda Dunes CC, Palm Springs, CA Indian Wells CC, Indian Wells, CA (H) Eldorado CC, Palm Springs, CA La Quinta CC, La Quinta, CA	72/6837 72/6478 72/6708 72/6911
1983	*Keith Fergus	335	Rex Caldwell	335	Bermuda Dunes CC, Palm Springs, CA Indian Wells CC, Indian Wells, CA Tamarisk CC, Palm Springs, CA La Quinta CC, La Quinta, CA (H)	72/6837 72/6478 72/6869 72/6911
BOB HOPE CLASSIC						
1984	*John Mahaffey	340	Jim Simons	340	Bermuda Dunes CC, Palm Springs, CA (H) Indian Wells CC, Indian Wells, CA Eldorado CC, Palm Springs, CA La Quinta CC, La Quinta, CA	72/6837 72/6478 72/6708 72/6911
1985	*Lanny Wadkins	333	Craig Stadler	333	Bermuda Dunes CC, Palm Springs, CA Indian Wells CC, Indian Wells, CA (H) Tamarisk CC, Palm Springs, CA La Quinta CC, La Quinta, CA	72/6837 72/6478 72/6869 72/6911
BOB HOPE CHRYSLER CLASSIC						
1986	*Donnie Hammond	335	John Cook	335	Bermuda Dunes CC, Palm Springs, CA (H) Indian Wells CC, Indian Wells, CA Eldorado CC, Palm Springs, CA La Quinta CC, La Quinta, CA	72/6837 72/6478 72/6708 72/6911

BOB HOPE CHRYSLER CLASSIC



TOURNAMENT HISTORY

Year	Winner	Score	Runner-up	Score	Location	Par/Yards
1987	Corey Pavin	341	Bernhard Langer	342	Bermuda Dunes CC, Palm Springs, CA	72/6837
					Indian Wells CC, Indian Wells, CA	72/6478
					PGA West/ Stadium Course, La Quinta, CA (H)	72/7114
					Eldorado CC, Palm Springs, CA	72/6708
1988	Jay Haas	338	David Edwards	340	Bermuda Dunes CC, Palm Springs, CA	72/6837
					Indian Wells CC, Indian Wells, CA (H)	72/6478
					La Quinta CC, La Quinta, CA	72/6911
					PGA West/Palmer Course, La Quinta, CA	72/6924
1989	*Steve Jones	343	Paul Azinger	343	Bermuda Dunes CC, Palm Springs, CA (H)	72/6837
			Sandy Lyle		Indian Wells CC, Indian Wells, CA	72/6478
					Eldorado CC, Palm Springs, CA	72/6708
					PGA West/Palmer Course, La Quinta, CA	72/6924
1990	Peter Jacobsen	339	Scott Simpson	340	PGA West/Palmer Course, La Quinta, CA (H)	72/6924
			Brian Tennyson		Bermuda Dunes CC, Palm Springs, CA	72/6927
					Indian Wells CC, Indian Wells, CA	72/6478
					Tamarisk CC, Palm Springs, CA	72/6875
1991	*Corey Pavin	331	Mark O'Meara	331	PGA West/Palmer Course, La Quinta, CA	72/6924
					Bermuda Dunes CC, Palm Springs, CA	72/6927
					Indian Wells CC, Indian Wells, CA (H)	72/6478
					La Quinta CC, La Quinta, CA	72/6911
1992	*John Cook	336	Rick Fehr	336	PGA West/Palmer Course, La Quinta, CA	72/6924
			Tom Kite		Bermuda Dunes CC, Palm Springs, CA (H)	72/6927
			Mark O'Meara		Indian Wells CC, Indian Wells, CA	72/6478
			Gene Sauers		La Quinta CC, La Quinta, CA	72/6911
1993	Tom Kite	325	Rick Fehr	331	PGA West/Palmer Course, La Quinta, CA (H)	72/6924
					Bermuda Dunes CC, Palm Springs, CA	72/6927
					Indian Wells CC, Indian Wells, CA	72/6478
					Tamarisk CC, La Quinta, CA	72/6881
1994	Scott Hoch	334	Lennie Clements	337	PGA West/Palmer Course, La Quinta, CA	72/6924
			Jim Gallagher, Jr.		Bermuda Dunes CC, Palm Springs, CA	72/6927
			Fuzzy Zoeller		Indian Wells CC, Indian Wells, CA (H)	72/6478
					La Quinta CC, La Quinta, CA	72/6888
1995	Kenny Perry	335	David Duval	336	Bermuda Dunes CC, Palm Springs, CA (H)	72/6927
					Indian Wells CC, Indian Wells, CA	72/6478
					La Quinta CC, La Quinta, CA	72/6901
					Indian Ridge CC, Palm Desert, CA	72/7037
1996	Mark Brooks	337	John Huston	338	Indian Ridge CC, Palm Desert, CA (H)	72/7037
					Bermuda Dunes CC, Palm Springs, CA	72/6927
					Indian Wells CC, Indian Wells, CA	72/6478
					Tamarisk CC, Palm Springs, CA	72/6881
1997	John Cook	327	Mark Calcavecchia	328	Indian Wells CC, Indian Wells, CA (H)	72/6478
					Indian Ridge CC, Palm Desert, CA	72/7037
					Bermuda Dunes CC, Palm Springs, CA	72/6927
					La Quinta CC, La Quinta, CA	72/6901
1998	*Fred Couples	332	Bruce Lietzke	332	Bermuda Dunes CC, Palm Springs, CA (H)	72/6927
					Indian Wells CC, Indian Wells, CA	72/6478
					PGA West/Palmer Course, La Quinta, CA	72/6931
					La Quinta CC, La Quinta, CA	72/6901
1999	David Duval	334	Steve Pate	335	PGA West/Palmer Course, La Quinta, CA (H)	72/6931
					Bermuda Dunes CC, Palm Springs, CA	72/6927
					Tamarisk CC, Palm Springs, CA	72/6881
					Indian Wells CC, Indian Wells, CA	72/6478

Tournament Record:

325—Tom Kite, 1993


Course Records:

Bermuda Dunes CC 62—Jim Gallagher, Jr., 1994
 Indian Ridge CC 63—Kenny Perry, 1995; Payne Stewart, 1996
 Indian Wells CC 61—Bert Yancey, 1974; David Edwards, 1987
 La Quinta CC 61—Lennie Clements, 1994
 PGA West/Palmer Course 59—David Duval, 1999
 Tamarisk CC 62—Jonathan Kaye, 1999

KEY: * = Playoff (H) = Host course

Bank of America West Coast Swing Event

1999 PHOENIX OPEN



Tournament Players Club of Scottsdale **Purse: \$3,000,000**
Scottsdale, AZ **January 28-31, 1999**
Par: 35-36-71 **Yards: 7,083**

LEADERS: First Round—Justin Leonard shot a 4-under-par 67 to lead by one stroke over Paul Azinger. **Second Round**—Rocco Mediate shot a 67, giving him a 6-under-par 136 total, to lead by two strokes over Tiger Woods. **Third Round**—Mediate added a 5-under-par 66, which gave him an 11-under-par 202 total. He led by six strokes over Woods and by seven over Leonard, Harrison Frazar and Lee Janzen.

CUT: 71 players at 5-over-par 147 from a field of 132.

PRO-AM: \$10,000. Team—David Duval, 51, \$2,000.



WEATHER: The start of Thursday play was delayed one hour due to frost. Play was suspended at 6:00 p.m. due to darkness with 45 players on the course. The first round was scheduled to resume at 7:50 a.m., but frost forced another delay until 9:00 a.m. The second round began at 9:30 a.m. Play was suspended for the day at 5:54 p.m. with 51 players still on the course. Another frost delay Saturday morning pushed resumption of the second round back from 7:50 to 8:45 a.m. The third round began at 11:30 a.m. Sunday's final round was played under partly cloudy skies. Morning lows were in the high 30s all four rounds, with temperatures reaching the upper 60s by the afternoon.

Winner: Rocco Mediate 69-67-66-71 273 \$540,000.00

Justin Leonard	2	67-75-67-66	275	\$324,000.00	Russ Cochran	T33	73-74-73-68	288	\$15,514.28
Tiger Woods	3	71-67-70-68	276	\$204,000.00	Nolan Henke	T33	74-70-71-73	288	\$15,514.28
Hal Sutton	4	69-70-71-69	279	\$144,000.00	Gabriel Hjertstedt	T33	69-73-69-77	288	\$15,514.28
Bill Glasson	5	69-71-70-70	280	\$120,000.00	Phil Blackmar	T40	72-73-74-70	289	\$12,000.00
Harrison Frazar	T6	74-69-66-73	282	\$97,125.00	Jay Don Blake	T40	75-68-78-68	289	\$12,000.00
Jim Furyk	T6	72-69-70-71	282	\$97,125.00	Steve Lowery	T40	72-70-74-73	289	\$12,000.00
Kenny Perry	T6	72-70-68-72	282	\$97,125.00	Tommy Tolles	T40	73-71-71-74	289	\$12,000.00
Kevin Wentworth	T6	72-72-71-67	282	\$97,125.00	Glen Day	T44	70-73-77-70	290	\$9,324.00
Stewart Cink	T10	74-69-71-69	283	\$72,000.00	Bob Friend	T44	72-69-70-79	290	\$9,324.00
Dudley Hart	T10	75-70-70-68	283	\$72,000.00	Skip Kendall	T44	70-76-71-73	290	\$9,324.00
J.P. Hayes	T10	70-71-69-73	283	\$72,000.00	Larry Rinker	T44	76-70-72-72	290	\$9,324.00
Lee Janzen	T10	69-71-69-74	283	\$72,000.00	Kevin Sutherland	T44	71-74-72-73	290	\$9,324.00
Paul Azinger	T14	68-73-72-71	284	\$52,500.00	Robert Damron	T49	73-70-74-74	291	\$7,580.00
John Daly	T14	77-70-70-67	284	\$52,500.00	Tom Purtzer	T49	75-70-73-73	291	\$7,580.00
Jesper Parnevik	T14	71-71-73-69	284	\$52,500.00	Scott Simpson	T49	74-73-69-75	291	\$7,580.00
Steve Stricker	T14	70-72-71-71	284	\$52,500.00	J.L. Lewis	T52	74-71-71-76	292	\$7,140.00
Stuart Appleby	T18	72-70-70-73	285	\$40,500.00	Chris Riley	T52	73-71-73-75	292	\$7,140.00
David Duval	T18	74-71-66-74	285	\$40,500.00	Clark Dennis	T54	78-68-74-73	293	\$6,870.00
Payne Stewart	T18	69-73-75-68	285	\$40,500.00	Chris DiMarco	T54	72-72-75-74	293	\$6,870.00
Willie Wood	T18	72-74-66-73	285	\$40,500.00	Franklin Langham	T54	70-71-72-80	293	\$6,870.00
Fred Funk	T22	71-71-73-71	286	\$30,000.00	Steve Pate	T54	74-72-74-73	293	\$6,870.00
Scott Hoch	T22	77-66-75-68	286	\$30,000.00	Tom Byrum	T58	75-71-74-74	294	\$6,660.00
Scott McCarron	T22	74-73-70-69	286	\$30,000.00	Joe Ozaki	T58	72-71-76-75	294	\$6,660.00
Mike Weir	T22	73-72-68-73	286	\$30,000.00	Charles Raulerson	T58	75-72-74-73	294	\$6,660.00
Mark Calcavecchia	T26	74-72-68-73	287	\$21,300.00	Phil Mickelson	61	74-71-70-80	295	\$6,540.00
Bob Estes	T26	75-71-68-73	287	\$21,300.00	Brian Henninger	T62	74-71-76-75	296	\$6,450.00
Andrew Magee	T26	72-69-76-70	287	\$21,300.00	Ted Tryba	T62	70-74-79-73	296	\$6,450.00
Dennis Paulson	T26	76-70-66-75	287	\$21,300.00	Ben Bates	T64	72-73-73-79	297	\$6,270.00
Doug Tewell	T26	74-72-70-71	287	\$21,300.00	Ronnie Black	T64	75-72-72-78	297	\$6,270.00
David Toms	T26	75-69-70-73	287	\$21,300.00	Scott Gump	T64	75-72-78-72	297	\$6,270.00
Duffy Waldorf	T26	73-70-74-70	287	\$21,300.00	Ted Purdy	T64	75-68-78-76	297	\$6,270.00
Tommy Armour III	T33	77-67-73-71	288	\$15,514.29	Paul Goydos	68	75-72-71-80	298	\$6,120.00
Jonathan Kaye	T33	72-67-76-73	288	\$15,514.29	Mike Springer	T69	72-73-77-77	299	\$6,030.00
Blaine McCallister	T33	69-74-72-73	288	\$15,514.29	Kirk Triplett	T69	71-75-70-83	299	\$6,030.00
Scott Verplank	T33	70-74-72-72	288	\$15,514.29	Deane Pappas	71	74-73-82-73	302	\$5,940.00

The following players did not finish (C=cut, W=withdrew, D=disqualified)

C-148- Eric Booker, Barry Cheesman, Brad Faxon, Steve Flesch, Dan Forsman, Brent Geiberger, Jimmy Green, Steve Jones, Neal Lancaster, Frank Lickliter, Len Mattiace. **149-** Mark Brooks, Bob Burns, Tim Herron, Geoffrey Sisk, Esteban Toledo, Bob Tway. **150-** Larry Barber, Jim Carter, Jeff Gallagher, Jerry Kelly, Bill Malley, Billy Mayfair, Frank Nobilo, Chris Perry, Fuzzy Zoeller. **151-** Brandel Chamblee, Tom Pernice, Jr., Grant Waite. **152-** Fulton Allem, Pete Jordan, Lee Porter, Paul Stankowski, David Sutherland. **153-** Michael Christie, Brad Fabel, Robin Freeman, Bradley Hughes, Greg Kraft, Bruce Lietzke, Scott Watkins. **154-** Billy Ray Brown, Ed Fiori, Joe Ogilvie, Dave Stockton, Jr., Mark Wiebe. **155-** Mike Hulbert. **156-** Bob Blean, Jim Gallagher, Jr., Sandy Lyle. **158-** Ken Carpenter, Lee Rinker. **159-** Chris Couch, Doug Martin, Kiernan Mattson. **160-** Howard Twitty. **W-73-** Wayne Levi. **74-** Vijay Singh. **77-** Doug Barron. **82-** Michael Bradley. **83-** Chip Beck.

PHOENIX OPEN



TOURNAMENT HISTORY

Year	Winner	Score	Runner-up	Score	Location	Par/Yards
ARIZONA OPEN						
1932	Ralph Guldahl	285	John Perelli	290	Phoenix CC, Phoenix, AZ	71/6726
1933	Harry Cooper	281	Ray Mangrum Horton Smith	283	Phoenix CC, Phoenix, AZ	71/6726
PHOENIX OPEN INVITATIONAL						
1935	Ky Laffoon	281	Craig Wood	285	Phoenix CC, Phoenix, AZ	71/6726
1936-	No Tournaments					
1938	No Tournaments					
1939	Byron Nelson	198	Ben Hogan	210	Phoenix CC, Phoenix, AZ	71/6726
1940	Ed Oliver	205	Ben Hogan	206	Phoenix CC, Phoenix, AZ	71/6726
1941-	No Tournaments—World War II					
1943	No Tournaments—World War II					
1944	*Harold McSpaden	273	Byron Nelson	273	Phoenix CC, Phoenix, AZ	71/6726
1945	Byron Nelson	274	Denny Shute	276	Phoenix CC, Phoenix, AZ	71/6726
1946	*Ben Hogan	273	Herman Keiser	273	Phoenix CC, Phoenix, AZ	71/6726
1947	Ben Hogan	270	Lloyd Mangrum Ed Oliver	277	Phoenix CC, Phoenix, AZ	71/6726
1948	Bobby Locke	268	Jimmy Demaret	269	Phoenix CC, Phoenix, AZ	71/6726
1949	*Jimmy Demaret	278	Ben Hogan	278	Phoenix CC, Phoenix, AZ	71/6726
1950	Jimmy Demaret	269	Sam Snead	270	Phoenix CC, Phoenix, AZ	71/6726
1951	Lew Worsham	272	Lawson Little	273	Phoenix CC, Phoenix, AZ	71/6726
1952	Lloyd Mangrum	274	E. J. Harrison	279	Phoenix CC, Phoenix, AZ	71/6726
1953	Lloyd Mangrum	272	Johnny Bulla Ted Kroll Bo Wininger	278	Phoenix CC, Phoenix, AZ	71/6726
1954	*Ed Furgol	272	Cary Middlecoff	272	Phoenix CC, Phoenix, AZ	71/6726
1955	Gene Littler	275	Billy Maxwell Johnny Palmer	276	Arizona CC, Phoenix, AZ	70/6216
1956	Cary Middlecoff	276	Mike Souchak	279	Phoenix CC, Phoenix, AZ	71/6726
1957	Billy Casper	271	Cary Middlecoff Mike Souchak	274	Arizona CC, Phoenix, AZ	70/6216
1958	Ken Venturi	274	Walter Burkemo Jay Hebert	275	Phoenix CC, Phoenix, AZ	71/6726
1959	Gene Littler	268	Art Wall	269	Arizona CC, Phoenix, AZ	70/6216
1960	*Jack Fleck	273	Bill Collins	273	Phoenix CC, Phoenix, AZ	71/6726
1961	*Arnold Palmer	270	Doug Sanders	270	Arizona CC, Phoenix, AZ	70/6216
1962	Arnold Palmer	269	Billy Casper Don Fairfield Bob McCallister Jack Nicklaus	281	Phoenix CC, Phoenix, AZ	71/6726
1963	Arnold Palmer	273	Gary Player	274	Arizona CC, Phoenix, AZ	70/6216
1964	Jack Nicklaus	271	Bob Brue	274	Phoenix CC, Phoenix, AZ	71/6726
1965	Rod Funseth	274	Bert Yancey	277	Arizona CC, Phoenix, AZ	70/6216
1966	Dudley Wysong	278	Gardner Dickinson	279	Phoenix CC, Phoenix, AZ	71/6726
1967	Julius Boros	272	Ken Still	273	Arizona CC, Phoenix, AZ	70/6216
1968	George Knudson	272	Julius Boros Sam Carmichael Jack Montgomery	275	Phoenix CC, Phoenix, AZ	71/6726
1969	Gene Littler	263	Miller Barber Don January Billy Maxwell	265	Arizona CC, Phoenix, AZ	70/6216
1970	Dale Douglass	271	Howie Johnson Gene Littler	272	Phoenix CC, Phoenix, AZ	71/6726
1971	Miller Barber	261	Billy Casper Dan Sikes	263	Arizona CC, Phoenix, AZ	70/6216
1972	*Homero Blancas	273	Lanny Wadkins	273	Phoenix CC, Phoenix, AZ	71/6726
1973	Bruce Crampton	268	Steve Melnyk Lanny Wadkins	269	Arizona CC, Phoenix, AZ	70/6216

PHOENIX OPEN



TOURNAMENT HISTORY

Year	Winner	Score	Runner-up	Score	Location	Par/Yards
1974	Johnny Miller	271	Lanny Wadkins	272	Phoenix CC, Phoenix, AZ	71/6726
1975	Johnny Miller	260	Jerry Heard	274	Phoenix CC, Phoenix, AZ	71/6726
1976	Bob Gilder	268	Roger Maltbie	270	Phoenix CC, Phoenix, AZ	71/6726
1977	*Jerry Pate	277	Dave Stockton	277	Phoenix CC, Phoenix, AZ	71/6726
1978	Miller Barber	272	Jerry Pate	273	Phoenix CC, Phoenix, AZ	71/6726
			Lee Trevino			
1979	-Ben Crenshaw	199	Jay Haas	200	Phoenix CC, Phoenix, AZ	71/6726
1980	Jeff Mitchell	272	Rik Massengale	276	Phoenix CC, Phoenix, AZ	71/6726
1981	David Graham	268	Lon Hinkle	269	Phoenix CC, Phoenix, AZ	71/6726
1982	Lanny Wadkins	263	Jerry Pate	269	Phoenix CC, Phoenix, AZ	71/6726
1983	*Bob Gilder	271	Rex Caldwell	271	Phoenix CC, Phoenix, AZ	71/6726
			Johnny Miller			
			Mark O'Meara			
1984	Tom Purtzer	268	Corey Pavin	269	Phoenix CC, Phoenix, AZ	71/6726
1985	Calvin Peete	270	Morris Hatafsky	272	Phoenix CC, Phoenix, AZ	71/6726
			Doug Tewell			
1986	Hal Sutton	267	Calvin Peete	269	Phoenix CC, Phoenix, AZ	71/6726
			Tony Sills			
1987	Paul Azinger	268	Hal Sutton	269	TPC of Scottsdale, Scottsdale, AZ	71/6992
1988	*Sandy Lyle	269	Fred Couples	269	TPC of Scottsdale, Scottsdale, AZ	71/6992
1989	Mark Calcavecchia	263	Chip Beck	270	TPC of Scottsdale, Scottsdale, AZ	71/6992
1990	Tommy Armour III	267	Jim Thorpe	272	TPC of Scottsdale, Scottsdale, AZ	71/6992
1991	Nolan Henke	268	Gil Morgan	269	TPC of Scottsdale, Scottsdale, AZ	71/6992
			Curtis Strange			
			Tom Watson			
1992	Mark Calcavecchia	264	Duffy Waldorf	269	TPC of Scottsdale, Scottsdale, AZ	71/6992
1993	Lee Janzen	273	Andrew Magee	275	TPC of Scottsdale, Scottsdale, AZ	71/6992
1994	Bill Glasson	268	Bob Estes	271	TPC of Scottsdale, Scottsdale, AZ	71/6992
1995	*Vijay Singh	269	Billy Mayfair	269	TPC of Scottsdale, Scottsdale, AZ	71/6992
1996	*Phil Mickelson	269	Justin Leonard	269	TPC of Scottsdale, Scottsdale, AZ	71/6992
1997	Steve Jones	258	Jesper Parnevik	269	TPC of Scottsdale, Scottsdale, AZ	71/6992
1998	Jesper Parnevik	269	Tommy Armour III	272	TPC of Scottsdale, Scottsdale, AZ	71/7059
			Brent Geiberger			
			Steve Pate			
			Tom Watson			
1999	Rocco Mediate	273	Justin Leonard	275	TPC of Scottsdale, Scottsdale, AZ	71/7059

Tournament Record: 258—Steve Jones, 1997
Current Course Record: 60—Grant Waite, 1996


KEY: * = Playoff ~ = Weather-shortened

PHOENIX OPEN NOTE

In last year's Phoenix Open, **Rocco Mediate** became the first player to win on the PGA TOUR using a long putter since **Scott McCarron** won the 1997 BellSouth Classic. Mediate was the first ever to win on TOUR using a long putter when he captured the 1991 Doral-Ryder Open.

Bank of America West Coast Swing Event

1999 AT&T PEBBLE BEACH NATIONAL PRO-AM



Pebble Beach GL, Pebble Beach, CA
(Host Course) Par: 36-36-72
Spyglass Hill GC Par: 36-36-72
Poppy Hills GC Par: 36-36-72

Yards: 6,840
Yards: 6,859
Yards: 6,861

Purse: \$2,800,000
February 4-7, 1999

LEADERS: First Round—Greg Kraft (PB) and Brett Quigley (PB) opened with 6-under-par 66. Peter Jacobsen trailed by one stroke. **Second Round**—Payne Stewart (PH), at 11-under-par 133, was three strokes in front of Frank Lickliter (PH) and Vijay Singh (PH). **Third Round**—Stewart (SH), at 10-under-par 206, held a one-stroke lead over Lickliter (SH). Craig Stadler (PH) was three back.

CUT: After 54 holes, 70 players at 4-over-par 220 from a field of 180. Sixty-five were scheduled to play on Sunday at 3-over-par 219. Team cut was 17-under 199, with 25 teams slated to play on Sunday.

PRO-AM: \$10,000. Team—Steve Jones, Tom Watson, 56, \$1,800 each.

WEATHER: Beautiful Thursday and Friday, with 10-15 mph winds. Overcast Saturday, with 25 mph winds, gusting to 50 mph. Steady rain with 25 mph winds Sunday. Lift, clean and place rule in effect through the greens for the first three rounds on all courses. Lift, clean and place rule in effect through the greens on Sunday. Sunday play was suspended at 9:30 a.m. due to standing water. The final round was cancelled at 2 p.m., and the tournament was declared a 54-hole event.




Winner: Payne Stewart 69-64-73 206 \$504,000.00

Frank Lickliter	2	68-68-71	207	\$302,400.00	Willie Wood	T32	73-68-75	216	\$15,160.00
Craig Stadler	3	70-67-72	209	\$190,400.00	Robert Allenby	T39	72-73-72	217	\$11,480.00
Ronnie Black	T4	71-69-70	210	\$110,250.00	Brian Claar	T39	69-71-77	217	\$11,480.00
Fred Couples	T4	72-65-73	210	\$110,250.00	Dudley Hart	T39	69-72-76	217	\$11,480.00
Justin Leonard	T4	70-72-68	210	\$110,250.00	Jeff Maggert	T39	77-69-71	217	\$11,480.00
Jay Williamson	T4	69-70-71	210	\$110,250.00	Greg Kraft	T39	66-72-79	217	\$11,480.00
Neal Lancaster	T8	73-70-68	211	\$84,000.00	Emlyn Aubrey	T44	72-72-74	218	\$7,939.56
Tommy Tolles	T8	71-70-70	211	\$84,000.00	Craig Barlow	T44	69-75-74	218	\$7,939.56
Paul Azinger	T10	69-71-72	212	\$64,400.00	Kelly Gibson	T44	72-69-77	218	\$7,939.56
Tim Herron	T10	72-68-72	212	\$64,400.00	Jim McGovern	T44	70-73-75	218	\$7,939.56
Davis Love III	T10	73-65-74	212	\$64,400.00	Kirk Triplett	T44	68-70-80	218	\$7,939.56
Brett Quigley	T10	66-73-73	212	\$64,400.00	Jeff Brehaut	T44	74-69-75	218	\$7,939.55
Vijay Singh	T10	69-67-76	212	\$64,400.00	Scott McCarron	T44	75-67-76	218	\$7,939.55
David Duval	T15	72-65-76	213	\$43,400.00	Spike McRoy	T44	72-72-74	218	\$7,939.55
Steve Elkington	T15	70-69-74	213	\$43,400.00	Corey Pavin	T44	69-76-73	218	\$7,939.55
Skip Kendall	T15	72-73-68	213	\$43,400.00	Stuart Appleby	T53	72-74-73	219	\$6,220.31
Joe Ozaki	T15	69-70-74	213	\$43,400.00	Notah Begay III ...	T53	74-74-71	219	\$6,220.31
Paul Stankowski ..	T15	71-70-72	213	\$43,400.00	Glen Day	T53	74-73-72	219	\$6,220.31
Kevin Sutherland ..	T15	68-71-74	213	\$43,400.00	Robert Gamez	T53	73-73-73	219	\$6,220.31
Mark Calcavecchia ..	T21	73-67-74	214	\$30,240.00	Donnie Hammond ..	T53	75-72-72	219	\$6,220.31
Brad Faxon	T21	73-70-71	214	\$30,240.00	Jerry Kelly	T53	70-72-77	219	\$6,220.31
Phil Mickelson	T21	72-67-75	214	\$30,240.00	Jeff Sluman	T53	69-75-75	219	\$6,220.31
Mike Reid	T21	73-73-68	214	\$30,240.00	Grant Waite	T53	74-74-71	219	\$6,220.31
Alan Bratton	T25	70-72-73	215	\$20,920.00	Tom Watson	T53	72-73-74	219	\$6,220.31
Steve Flesch	T25	69-73-73	215	\$20,920.00	Brian Watts	T53	72-71-76	219	\$6,220.31
Doug Martin	T25	69-74-72	215	\$20,920.00	John Maginnes	T53	74-73-72	219	\$6,220.30
Chris Riley	T25	76-68-71	215	\$20,920.00	Mark O'Meara	T53	71-72-76	219	\$6,220.30
Joey Sindelar	T25	71-72-72	215	\$20,920.00	Tiger Woods	T53	72-69-78	219	\$6,220.30
Dave Stockton	T25	70-70-75	215	\$20,920.00	Billy Andrade	T66	76-71-73	220	\$5,712.00
Charles Raulerson ..	T25	68-71-76	215	\$20,920.00	Jimmy Green	T66	71-74-75	220	\$5,712.00
Paul Goydos	T32	70-72-74	216	\$15,160.00	Jay Haas	T66	68-74-78	220	\$5,712.00
P.H. Horgan III	T32	71-73-72	216	\$15,160.00	Frank Nobilo	T66	73-70-77	220	\$5,712.00
Peter Jacobsen	T32	67-75-74	216	\$15,160.00	Tom Scherrer	T66	71-72-77	220	\$5,712.00
Dennis Paulson	T32	73-69-74	216	\$15,160.00					
Mike Sposa	T32	70-72-74	216	\$15,160.00					
Kevin Wentworth ..	T32	75-69-72	216	\$15,160.00					

The following players did not finish (C=cut, W=withdrew, D=disqualified)

C—221- Joe Acosta, Jr., Jim Furyk, Tim Loutalot, Rocco Mediate, Katsumasa Miyamoto, David Toms. 222- Bob Borowicz, Danny Briggs, Greg Chalmers, Ben Crenshaw, R.W. Eaks, John Elliott, Harrison Frazar, Brian Gay, Ken Green, Gary Hallberg, Lon Hinkle, Franklin Langham, Deane Pappas, Tom Pernice, Jr., Tom Purtzer, Clarence Rose, Scott Verplank, Duffy Waldorf. 223- Woody Austin, Eric Booker, Billy Ray Brown, Joe Ogilvie, Sam Randolph, Charles Warren, Mike Weir, Fuzzy Zoeller. 224- Brandel Chamblee, Bob Friend, Kent Jones, Andrew Magee, Kenny Perry. 225- Carlos Franco, Jeff Gallagher, Perry Moss, David Ogrin, Dicky Pride, David Sutherland. 226- Briny Baird, Ben Bates, Barry Cheesman, Brad Fabel, Pete Jordan, Lee Porter, Rory Sabbatini. 227- Casey Brown, Brad Bryant, Keith Clearwater, Jay Delsing, Rick Fehr, Mike Hulbert, Sean Murphy, Mike Springer. 228- Michael Bradley, Mike Brisky, Mark Carnevale, Len Mattiace, Mike Standly, Esteban Toledo. 229- Mark Brooks, Clark Dennis, Doug Dunakey, Robin Freeman, Yoshiaki Mano, Chris Smith, Dave Stockton, Jr., Bo Van Pelt, D.A. Weibring. 230- Bob Gilder, Mark Hayes, Bradley Hughes, J.L. Lewis, Geoffrey Sisk, Mick Soli. 231- Guy Boros, Chris Couch, Steve Jurgensen, Sandy Lyle, Scott Simpson, Omar Uresti. 232- Fulton Allem, Larry Rinker. 233- Tommy Armour III, Rich Beem, Jim Carter, Trevor Dodds, Joe Durant, Brian Henninger, Ted Purdy. 234- Michael Burke, Jr., George Burns, J.P. Hayes, Wayne Levi. 235- Shawn Kelly, Todd Pence. 236- Roger Maltbie. 237- Cameron Beckman. 238- David Seawell. 239- Paul Tesori. 240- Aki Ohmachi. 242- Mark Wiebe. 244- Brad Bell. D—151- Ty Armstrong. W—80- Brent Schwarrock. 146- Jonathan Kaye.


AT&T PEBBLE BEACH NATIONAL PRO-AM



TOURNAMENT HISTORY

Year	Winner	Score	Runner-up	Score	Location	Par/Yards
BING CROSBY PROFESSIONAL-AMATEUR						
1937	Sam Snead	68	George Von Elm	72	Rancho Santa Fe CC, San Diego, CA	73/6769
1938	Sam Snead	139	Jimmy Hines	141	Rancho Santa Fe CC, San Diego, CA	73/6769
1939	Dutch Harrison	138	Byron Nelson	139	Rancho Santa Fe CC, San Diego, CA	73/6769
			Horton Smith			
1940	Ed Oliver	135	Victor Ghezzi	138	Rancho Santa Fe CC, San Diego, CA	73/6769
1941	Sam Snead	136	Craig Wood	137	Rancho Santa Fe CC, San Diego, CA	73/6769
1942	#John Dawson	133	Leland Gibson	136	Rancho Santa Fe CC, San Diego, CA	73/6769
			Lloyd Mangrum			
1943-	No Tournaments—World War II					
1946	Tie—Ed Furgol					
1947	George Fazio	213			Cypress Point CC, Monterey Peninsula, CA	72/6506
					Monterey Peninsula CC, Monterey Peninsula, CA	71/6356
					Pebble Beach GL, Monterey Peninsula, CA	72/6815
1948	Lloyd Mangrum	205	Stan Leonard	210	Cypress Point CC, Monterey Peninsula, CA	72/6506
					Monterey Peninsula CC, Monterey Peninsula, CA	71/6356
					Pebble Beach GL, Monterey Peninsula, CA	72/6815
1949	Ben Hogan	208	Jim Ferrier	210	Cypress Point CC, Monterey Peninsula, CA	72/6506
					Monterey Peninsula CC, Monterey Peninsula, CA	71/6356
					Pebble Beach GL, Monterey Peninsula, CA	72/6815
1950	Tie—Sam Snead	214			Cypress Point CC, Monterey Peninsula, CA	72/6506
	Jack Burke, Jr.				Monterey Peninsula CC, Monterey Peninsula, CA	71/6356
	Smiley Quick				Pebble Beach GL, Monterey Peninsula, CA	72/6815
	Dave Douglas					
1951	Byron Nelson	209	Cary Middlecoff	212	Cypress Point CC, Monterey Peninsula, CA	72/6506
					Monterey Peninsula CC, Monterey Peninsula, CA	71/6356
					Pebble Beach GL, Monterey Peninsula, CA	72/6815
1952	Jimmy Demaret	145	Art Bell	147	Cypress Point CC, Monterey Peninsula, CA	72/6506
					Monterey Peninsula CC, Monterey Peninsula, CA	71/6356
					Pebble Beach GL, Monterey Peninsula, CA	72/6815
THE BING CROSBY PROFESSIONAL-AMATEUR INVITATIONAL						
1953	Lloyd Mangrum	204	Julius Boros	208	Cypress Point CC, Monterey Peninsula, CA	72/6506
					Pebble Beach GL, Monterey Peninsula, CA	72/6815
1954	Dutch Harrison	210	Jimmy Demaret	211	Cypress Point CC, Monterey Peninsula, CA	72/6506
					Monterey Peninsula CC, Monterey Peninsula, CA	71/6356
					Pebble Beach GL, Monterey Peninsula, CA	72/6815
1955	Cary Middlecoff	209	Julius Boros	213	Cypress Point CC, Monterey Peninsula, CA	72/6506
			Paul McGuire		Monterey Peninsula CC, Monterey Peninsula, CA	71/6356
					Pebble Beach GL, Monterey Peninsula, CA	72/6815
BING CROSBY NATIONAL PROFESSIONAL-AMATEUR GOLF CHAMPIONSHIP						
1956	Cary Middlecoff	202	Mike Souchak	207	Cypress Point CC, Monterey Peninsula, CA	72/6506
					Monterey Peninsula CC, Monterey Peninsula, CA	71/6356
					Pebble Beach GL, Monterey Peninsula, CA	72/6815
1957	Jay Hebert	213	Cary Middlecoff	215	Cypress Point CC, Monterey Peninsula, CA	72/6506
					Monterey Peninsula CC, Monterey Peninsula, CA	71/6356
					Pebble Beach GL, Monterey Peninsula, CA	72/6815
1958	Billy Casper	277	Dave Marr	281	Cypress Point CC, Monterey Peninsula, CA	72/6506
					Monterey Peninsula CC, Monterey Peninsula, CA	71/6356
					Pebble Beach GL, Monterey Peninsula, CA	72/6815
BING CROSBY NATIONAL						
1959	Art Wall	279	Jimmy Demaret	281	Cypress Point CC, Monterey Peninsula, CA	72/6506
			Gene Littler		Monterey Peninsula CC, Monterey Peninsula, CA	71/6356
					Pebble Beach GL, Monterey Peninsula, CA	72/6815
1960	Ken Venturi	286	Julius Boros	289	Cypress Point CC, Monterey Peninsula, CA	72/6506
			Tommy Jacobs		Monterey Peninsula CC, Monterey Peninsula, CA	71/6356
					Pebble Beach GL, Monterey Peninsula, CA	72/6815
1961	Bob Rosburg	282	Roberto De Vicenzo	283	Cypress Point CC, Monterey Peninsula, CA	72/6506
			Dave Ragan		Monterey Peninsula CC, Monterey Peninsula, CA	71/6356
					Pebble Beach GL, Monterey Peninsula, CA	72/6815


AT&T PEBBLE BEACH NATIONAL PRO-AM



TOURNAMENT HISTORY

Year	Winner	Score	Runner-up	Score	Location	Par/Yards
1962	*Doug Ford	286	Joe Campbell	286	Cypress Point CC, Monterey Peninsula, CA	72/6506
					Monterey Peninsula CC, Monterey Peninsula, CA	71/6356
					Pebble Beach GL, Monterey Peninsula, CA	72/6815
1963	Billy Casper	285	Dave Hill	286	Cypress Point CC, Monterey Peninsula, CA	72/6506
			Jack Nicklaus		Monterey Peninsula CC, Monterey Peninsula, CA	71/6356
			Gary Player		Pebble Beach GL, Monterey Peninsula, CA	72/6815
			Bob Rosburg			
			Art Wall			
BING CROSBY NATIONAL PROFESSIONAL-AMATEUR						
1964	Tony Lema	284	Gay Brewer	287	Cypress Point CC, Monterey Peninsula, CA	72/6506
			Bo Wininger		Monterey Peninsula CC, Monterey Peninsula, CA	71/6356
					Pebble Beach GL, Monterey Peninsula, CA	72/6815
1965	Bruce Crampton	284	Tony Lema	287	Cypress Point CC, Monterey Peninsula, CA	72/6506
					Monterey Peninsula CC, Monterey Peninsula, CA	71/6356
					Pebble Beach GL, Monterey Peninsula, CA	72/6815
1966	Don Massengale	283	Arnold Palmer	284	Cypress Point CC, Monterey Peninsula, CA	72/6506
					Monterey Peninsula CC, Monterey Peninsula, CA	71/6356
					Pebble Beach GL, Monterey Peninsula, CA	72/6815
1967	Jack Nicklaus	284	Billy Casper	289	Pebble Beach GL, Monterey Peninsula, CA	72/6815
					Cypress Point CC, Monterey Peninsula, CA	72/6506
					Spyglass Hill GC, Monterey Peninsula, CA	72/6810
1968	*Johnny Pott	285	Billy Casper	285	Pebble Beach GL, Monterey Peninsula, CA	72/6815
			Bruce Devlin		Cypress Point CC, Monterey Peninsula, CA	72/6506
					Spyglass Hill GC, Monterey Peninsula, CA	72/6810
1969	George Archer	283	Bob Dickson	284	Pebble Beach GL, Monterey Peninsula, CA	72/6815
			Dale Douglass		Cypress Point CC, Monterey Peninsula, CA	72/6506
			Howie Johnson		Spyglass Hill GC, Monterey Peninsula, CA	72/6810
1970	Bert Yancey	278	Jack Nicklaus	279	Pebble Beach GL, Monterey Peninsula, CA	72/6815
					Cypress Point CC, Monterey Peninsula, CA	72/6506
					Spyglass Hill GC, Monterey Peninsula, CA	72/6810
1971	Tom Shaw	278	Arnold Palmer	280	Pebble Beach GL, Monterey Peninsula, CA	72/6815
					Cypress Point CC, Monterey Peninsula, CA	72/6506
					Spyglass Hill GC, Monterey Peninsula, CA	72/6810
1972	*Jack Nicklaus	284	Johnny Miller	284	Pebble Beach GL, Monterey Peninsula, CA	72/6815
					Cypress Point CC, Monterey Peninsula, CA	72/6506
					Spyglass Hill GC, Monterey Peninsula, CA	72/6810
1973	*Jack Nicklaus	282	Ray Floyd	282	Pebble Beach GL, Monterey Peninsula, CA	72/6815
			Orville Moody		Cypress Point CC, Monterey Peninsula, CA	72/6506
					Spyglass Hill GC, Monterey Peninsula, CA	72/6810
1974	~Johnny Miller	208	Grier Jones	212	Pebble Beach GL, Monterey Peninsula, CA	72/6815
					Cypress Point CC, Monterey Peninsula, CA	72/6506
					Spyglass Hill GC, Monterey Peninsula, CA	72/6810
1975	Gene Littler	280	Hubert Green	284	Pebble Beach GL, Monterey Peninsula, CA	72/6815
					Cypress Point CC, Monterey Peninsula, CA	72/6506
					Spyglass Hill GC, Monterey Peninsula, CA	72/6810
1976	Ben Crenshaw	281	Mike Morley	283	Pebble Beach GL, Monterey Peninsula, CA	72/6815
					Cypress Point CC, Monterey Peninsula, CA	72/6506
					Spyglass Hill GC, Monterey Peninsula, CA	72/6810
1977	Tom Watson	273	Tony Jacklin	274	Pebble Beach GL, Monterey Peninsula, CA	72/6815
					Cypress Point CC, Monterey Peninsula, CA	72/6506
					Monterey Peninsula CC, Monterey Peninsula, CA	71/6400
1978	*Tom Watson	280	Ben Crenshaw	280	Pebble Beach GL, Monterey Peninsula, CA	72/6815
					Cypress Point CC, Monterey Peninsula, CA	72/6506
					Spyglass Hill GC, Monterey Peninsula, CA	72/6810
1979	*Lon Hinkle	284	Andy Bean	284	Pebble Beach GL, Monterey Peninsula, CA	72/6815
			Mark Hayes		Cypress Point CC, Monterey Peninsula, CA	72/6506
					Spyglass Hill GC, Monterey Peninsula, CA	72/6810
1980	George Burns	280	Dan Pohl	281	Pebble Beach GL, Monterey Peninsula, CA	72/6815
					Cypress Point CC, Monterey Peninsula, CA	72/6506
					Spyglass Hill GC, Monterey Peninsula, CA	72/6810


AT&T PEBBLE BEACH NATIONAL PRO-AM



TOURNAMENT HISTORY

Year	Winner	Score	Runner-up	Score	Location	Par/Yards
1981	~*John Cook	209	Bobby Clampett Ben Crenshaw Hale Irwin Barney Thompson	209	Pebble Beach GL, Monterey Peninsula, CA Cypress Point CC, Monterey Peninsula, CA Spyglass Hill GC, Monterey Peninsula, CA	72/6815 72/6506 72/6810
1982	Jim Simons	274	Craig Stadler	276	Pebble Beach GL, Monterey Peninsula, CA Cypress Point CC, Monterey Peninsula, CA Spyglass Hill GC, Monterey Peninsula, CA	72/6815 72/6506 72/6810
1983	Tom Kite	276	Rex Caldwell Calvin Peete	278	Pebble Beach GL, Monterey Peninsula, CA Cypress Point CC, Monterey Peninsula, CA Spyglass Hill GC, Monterey Peninsula, CA	72/6815 72/6506 72/6810
1984	*Hale Irwin	278	Jim Nelford	278	Pebble Beach GL, Monterey Peninsula, CA Cypress Point CC, Monterey Peninsula, CA Spyglass Hill GC, Monterey Peninsula, CA	72/6815 72/6506 72/6810
1985	Mark O'Meara	283	Kikuo Arai Larry Rinker Curtis Strange	284	Pebble Beach GL, Monterey Peninsula, CA Cypress Point CC, Monterey Peninsula, CA Spyglass Hill GC, Monterey Peninsula, CA	72/6815 72/6506 72/6810
AT&T PEBBLE BEACH NATIONAL PRO-AM						
1986	~Fuzzy Zoeller	205	Payne Stewart	210	Pebble Beach GL, Monterey Peninsula, CA Cypress Point CC, Monterey Peninsula, CA Spyglass Hill GC, Monterey Peninsula, CA	72/6815 72/6506 72/6810
1987	Johnny Miller	278	Payne Stewart	279	Pebble Beach GL, Monterey Peninsula, CA Cypress Point CC, Monterey Peninsula, CA Spyglass Hill GC, Monterey Peninsula, CA	72/6815 72/6506 72/6810
1988	*Steve Jones	280	Bob Tway	280	Pebble Beach GL, Monterey Peninsula, CA Cypress Point CC, Monterey Peninsula, CA Spyglass Hill GC, Monterey Peninsula, CA	72/6815 72/6506 72/6810
1989	Mark O'Meara	277	Tom Kite	278	Pebble Beach GL, Monterey Peninsula, CA Cypress Point CC, Monterey Peninsula, CA Spyglass Hill GC, Monterey Peninsula, CA	72/6815 72/6506 72/6810
1990	Mark O'Meara	281	Kenny Perry	283	Pebble Beach GL, Monterey Peninsula, CA Cypress Point CC, Monterey Peninsula, CA Spyglass Hill GC, Monterey Peninsula, CA	72/6815 72/6506 72/6810
1991	Paul Azinger	274	Brian Claar Corey Pavin	278	Pebble Beach GL, Monterey Peninsula, CA Spyglass Hill GC, Monterey Peninsula, CA Poppy Hills GC, Monterey Peninsula, CA	72/6815 72/6810 72/6865
1992	*Mark O'Meara	275	Jeff Sluman	275	Pebble Beach GL, Monterey Peninsula, CA Spyglass Hill GC, Monterey Peninsula, CA Poppy Hills GC, Monterey Peninsula, CA	72/6815 72/6810 72/6865
1993	Brett Ogle	276	Billy Ray Brown	279	Pebble Beach GL, Monterey Peninsula, CA Spyglass Hill GC, Monterey Peninsula, CA Poppy Hills GC, Monterey Peninsula, CA	72/6815 72/6810 72/6865
1994	Johnny Miller	281	Jeff Maggert Corey Pavin Kirk Triplett Tom Watson	282	Pebble Beach GL, Monterey Peninsula, CA Spyglass Hill GC, Monterey Peninsula, CA Poppy Hills GC, Monterey Peninsula, CA	72/6815 72/6810 72/6865
1995	Peter Jacobsen	271	David Duval	273	Pebble Beach GL, Monterey Peninsula, CA Spyglass Hill GC, Monterey Peninsula, CA Poppy Hills GC, Monterey Peninsula, CA	72/6799 72/6810 72/6865
1996	No Tournament. Cancelled after two rounds due to unplayable course conditions and not rescheduled.					
1997	Mark O'Meara	268	David Duval Tiger Woods	269	Pebble Beach GL, Monterey Peninsula, CA Spyglass Hill GC, Monterey Peninsula, CA Poppy Hills GC, Monterey Peninsula, CA	72/6799 72/6859 72/6861

AT&T PEBBLE BEACH NATIONAL PRO-AM



TOURNAMENT HISTORY

Year	Winner	Score	Runner-up	Score	Location	Par/Yards
1998	-Phil Mickelson	202	Tom Pernice, Jr.	203	Pebble Beach GL, Monterey Peninsula, CA	72/6799
					Spyglass Hill GC, Monterey Peninsula, CA	72/6859
					Poppy Hills GC, Monterey Peninsula, CA	72/6861
1999	-Payne Stewart	206	Frank Lickliter	207	Pebble Beach GL, Monterey Peninsula, CA	72/6799
					Spyglass Hill GC, Monterey Peninsula, CA	72/6859
					Poppy Hills GC, Monterey Peninsula, CA	72/6861

Tournament Record: 268—Mark O'Meara, 1997

Current Course Records:

Pebble Beach GL 62—Tom Kite, 1983; David Duval, 1997

Poppy Hills GC 64—Brad Faxon, 1995; Payne Stewart, 1999

Spyglass Hill GC 64—Dan Forsman, 1993; Steve Lowery, 1995

KEY: * = Playoff

~ = Weather-shortened

= Amateur

AT&T PEBBLE BEACH NATIONAL PRO-AM NOTES

Payne Stewart's victory at the 1999 AT&T Pebble Beach National Pro-Am was the 10th PGA TOUR victory of Stewart's career and his first since the 1995 Shell Houston Open.

There has not been a wire-to-wire winner of the AT&T Pebble Beach National Pro-Am since the tournament went to a 72-hole format in 1958. **Jimmy Demaret** led after both rounds of the 36-hole tournament in 1952.

Mark O'Meara, the winner of five AT&T Pebble Beach National Pro-Ams, could become only the fifth player in PGA TOUR history to win the same event six times with another victory. The record for the most victories in a single event is eight by **Sam Snead** in the Greater Greensboro Open.

The 18-hole scoring record at Pebble Beach Golf Links is 10-under-par 62, established by **Tom Kite** in 1983. **David Duval** matched Kite's record at Pebble Beach in the third round of the 1997 tournament.

Bank of America West Coast Swing Event

1999 BUICK INVITATIONAL



Torrey Pines GC, La Jolla, CA
South Course (Host)
North Course

Par: 36-36-72
Par: 36-36-72

Yards: 7,000
Yards: 6,854

Purse: 2,700,000
February 11-14, 1999

LEADERS: First Round—Ted Tryba (NC) shot 7-under-par 65 to lead Chris Perry (SC), Bob Burns (NC), Wayne Levi (NC) and Katsumasa Miyamoto (NC) by one stroke. **Second Round**—Tryba (SC), at 14-under-par 130, led Dennis Paulson (SC) by one stroke and Frank Lickliter (SC) by three. **Third Round**—Tiger Woods fired a course-record 10-under-par 62 for a 15-under-par 201 total that gave him a one-stroke lead over Billy Ray Brown. Kevin Sutherland, Bill Glasson and Lickliter were two back.



CUT: 73 players at 3-under-par 141 from a field of 155.

PRO-AM: Purse: \$10,000. Team/South Course—Frank Lickliter, 53, \$2,000. North Course—Jay Haas, 57, \$2,000.

Weather: Sunny with little wind Thursday and highs in the 60s. Sunny with mild wind Friday and highs in the 60s. Sunny Saturday, with highs in the low 70s and little wind. Fog early Sunday, followed by sunny skies with highs in the 70s.

Winner: Tiger Woods 68-71-62-65 266 \$486,000.00

Billy Ray Brown	2	69-65-68-66	268	\$291,600.00	Bob Friend	T35	70-70-71-70	281	\$11,920.50
Bill Glasson	3	68-67-68-67	270	\$183,600.00	Bradley Hughes	T35	70-71-72-68	281	\$11,920.50
Chris Perry	T4	66-69-72-66	273	\$111,600.00	Neal Lancaster	T35	69-69-73-70	281	\$11,920.50
Kevin Sutherland	..	T4	68-68-67-70	273	\$111,600.00	Scott McCarron	T35	69-69-71-72	281	\$11,920.50
Omar Uresti	T4	71-66-69-67	273	\$111,600.00	Ted Purdy	T35	72-68-67-74	281	\$11,920.50
Dennis Paulson	T7	67-64-74-70	275	\$81,337.50	Duffy Waldorf	T35	73-66-70-72	281	\$11,920.50
Chris Riley	T7	72-65-68-70	275	\$81,337.50	Michael Walton	T35	71-68-69-73	281	\$11,920.50
Loren Roberts	T7	70-70-68-67	275	\$81,337.50	Steve Elkington	T45	68-70-72-72	282	\$7,567.72
Scott Simpson	T7	71-68-66-70	275	\$81,337.50	John Maginnes	T45	72-69-69-72	282	\$7,567.72
Billy Andrade	T11	69-67-72-68	276	\$53,614.29	Mike Sposa	T45	74-65-72-71	282	\$7,567.72
Bob Estes	T11	71-66-69-70	276	\$53,614.29	Rich Beem	T45	72-69-70-71	282	\$7,567.71
Katsumasa Miyamoto	T11	66-74-66-70	276	\$53,614.29	John Elliott	T45	68-73-70-71	282	\$7,567.71
David Toms	T11	71-70-64-71	276	\$53,614.29	P.H. Horgan III	T45	71-67-74-70	282	\$7,567.71
Scott Hoch	T11	69-66-69-72	276	\$53,614.28	Blaine McCallister	T45	67-71-69-75	282	\$7,567.71
Frank Lickliter	T11	67-66-70-73	276	\$53,614.28	Jim Carter	T52	70-68-75-70	283	\$6,203.25
Brian Watts	T11	70-67-68-71	276	\$53,614.28	Brian Henninger	..	T52	72-69-72-70	283	\$6,203.25
Bob Burns	T18	66-71-71-69	277	\$37,800.00	Pete Jordan	T52	71-69-72-71	283	\$6,203.25
Jonathan Kaye	T18	69-67-70-71	277	\$37,800.00	Jerry Kelly	T52	74-66-71-72	283	\$6,203.25
Jeff Sluman	T18	69-69-71-68	277	\$37,800.00	Sean Murphy	T52	70-70-70-73	283	\$6,203.25
Woody Austin	T21	68-72-69-69	278	\$28,080.00	Steve Pate	T52	68-68-74-73	283	\$6,203.25
Michael Bradley	..	T21	72-65-72-69	278	\$28,080.00	Rory Sabbatini	T52	69-72-70-72	283	\$6,203.25
Jeff Maggert	T21	70-67-69-72	278	\$28,080.00	Tom Scherrer	T52	71-70-74-68	283	\$6,203.25
Charles Raulerson	T21	71-69-68-70	278	\$28,080.00	Alan Bratton	T60	68-71-71-74	284	\$5,886.00
Ted Tryba	T21	65-65-74-74	278	\$28,080.00	Peter Jacobsen	T60	70-71-71-72	284	\$5,886.00
Stewart Cink	T26	69-69-70-71	279	\$20,385.00	Jay Williamson	T60	68-72-72-72	284	\$5,886.00
Chris Couch	T26	70-70-68-71	279	\$20,385.00	Mike Hulbert	T63	71-68-73-73	285	\$5,751.00
Jason Gore	T26	68-68-70-73	279	\$20,385.00	Larry Mize	T63	69-72-73-71	285	\$5,751.00
Craig Stadler	T26	71-65-70-73	279	\$20,385.00	Tommy Armour III	..	65	70-70-70-76	286	\$5,670.00
Robert Allenby	T30	68-67-72-73	280	\$16,767.00	Craig Barlow	T66	70-71-73-73	287	\$5,562.00
Barry Cheesman	..	T30	71-69-71-69	280	\$16,767.00	Danny Briggs	T66	73-67-70-77	287	\$5,562.00
Brad Faxon	T30	70-68-73-69	280	\$16,767.00	Robin Freeman	T66	69-71-74-73	287	\$5,562.00
Skip Kendall	T30	72-65-70-73	280	\$16,767.00	Kaname Yokoo	69	70-68-77-73	288	\$5,454.00
Frank Nobilo	T30	71-70-70-69	280	\$16,767.00	Kevin Wentworth	..	70	73-67-76-73	289	\$5,400.00
David Berganio, Jr.	T35	69-67-74-71	281	\$11,920.50	Lee Porter	71	72-69-74-75	290	\$5,346.00
Eric Bookser	T35	67-70-70-74	281	\$11,920.50	David Sutherland	..	72	71-70-74-76	291	\$5,292.00
Dan Forsman	T35	69-68-71-73	281	\$11,920.50	Wayne Levi	73	66-74-78-77	295	\$5,238.00

The following players did not finish (C=cut, W=withdrew, D=disqualified)

C—142- Fulton Allem, Emlyn Aubrey, Cameron Beckman, Ronnie Black, Tom Byrum, Russ Cochran, John Cook, Doug Dunakey, Ed Fiori, Steve Flesch, Paul Goydos, Scott Gump, J.P. Hayes, Davis Love III, Doug Martin, Phil Mickelson, Stephen Sear, Geoffrey Sisk, Curtis Strange, Esteban Toledo, Bob Tway, Greg Twigg, Lanny Wadkins. **143-** Ty Armstrong, Chip Beck, Jay Don Blake, Robert Damron, Gabriel Hjertstedt, Tom Pernice, Jr., Steve Stricker, Hal Sutton. **144-** Ben Bates, Jeff Brehaut, Jay Delsing, Jeff Freeman, Corey Pavin, Dave Stockton, Jr. **145-** Notah Begay III, Greg Chalmers, Trevor Dodds, Jeff Gallagher, Tim Herron, Steve Lowery, Jim McGovern, Deane Pappas, David Seawell. **146-** Slade Adams, Briny Baird, Jim Gallagher, Jr., J.L. Lewis, Joe Ogilvie, Dicky Pride, Joey Sindelar. **147-** Doug Barron, Ben Crenshaw, John Daly, Brian Gay, Tim Loustalot, Larry Rinker, Lee Rinker. **148-** Rick Fehr, Jay Haas, Gary Hallberg, Kent Jones, Tom Kite, Brett Quigley, Chris Smith, Chris Starkjohann, Bo Van Pelt. **149-** Phil Blackmar, Phil Tataurangi. **150-** Mike Brisky. **151-** Tim Mickelson (A), Kirk Triplett. **152-** Brad Benkey. **153-** Rick O'Shea, Charles Warren. **155-** Steve Jurgensen, Mike Springer. **157-** Steve Messer (A). **W—74-** Brad Bryant, Dudley Hart.

BUICK INVITATIONAL



TOURNAMENT HISTORY

Year	Winner	Score	Runner-up	Score	Location	Par/Yards
SAN DIEGO OPEN						
1952	Ted Kroll	276	Jimmy Demaret	279	San Diego CC, San Diego, CA	72/6931
1953	Tommy Bolt	274	Doug Ford	277	San Diego CC, San Diego, CA	72/6931
1954	#Gene Littler	274	E. J. Harrison	278	Rancho Santa Fe GC, San Diego, CA	72/6797
CONVAIR-SAN DIEGO OPEN						
1955	Tommy Bolt	274	Johnny Palmer	276	Mission Valley CC, San Diego, CA	72/6619
1956	Bob Rosburg	270	Dick Mayer	272	Singing Hills GC, San Diego, CA	72/6573
SAN DIEGO OPEN INVITATIONAL						
1957	Arnold Palmer	271	Al Balding	272	Mission Valley CC, San Diego, CA	72/6619
1958	No Tournament					
1959	Marty Furgol	274	Joe Campbell	275	Mission Valley CC, San Diego, CA	72/6619
			Billy Casper			
			Dave Ragan			
			Mike Souchak			
			Bo Wininger			
1960	Mike Souchak	269	Johnny Pott	270	Mission Valley CC, San Diego, CA	72/6619
1961	*Arnold Palmer	271	Al Balding	271	Mission Valley CC, San Diego, CA	72/6619
1962	*Tommy Jacobs	277	Johnny Pott	277	Stardust CC, San Diego, CA	71/6725
1963	Gary Player	270	Tony Lema	271	Stardust CC, San Diego, CA	71/6725
1964	Art Wall	274	Tony Lema	276	Rancho Bernardo CC, San Diego, CA	72/6455
			Bob Rosburg			
1965	*Wes Ellis	267	Billy Casper	267	Stardust CC, San Diego, CA	71/6725
1966	Billy Casper	268	Tommy Aaron	272	Stardust CC, San Diego, CA	71/6725
			Tom Weiskopf			
1967	Bob Goalby	269	Gay Brewer	270	Stardust CC, San Diego, CA	71/6725
ANDY WILLIAMS-SAN DIEGO OPEN INVITATIONAL						
1968	Tom Weiskopf	273	Al Geiberger	274	Torrey Pines GC, San Diego, CA 72/N-6659	S-7021
1969	Jack Nicklaus	284	Gene Littler	285	Torrey Pines GC, San Diego, CA 72/N-6659	S-7021
1970	*Pete Brown	275	Tony Jacklin	275	Torrey Pines GC, San Diego, CA 72/N-6659	S-7021
1971	George Archer	272	Dave Eichelberger	275	Torrey Pines GC, San Diego, CA 72/N-6659	S-7021
1972	Paul Harney	275	Hale Irwin	276	Torrey Pines GC, San Diego, CA 72/N-6659	S-7021
1973	Bob Dickson	278	Billy Casper	281	Torrey Pines GC, San Diego, CA 72/N-6659	S-7021
			Bruce Crampton			
			Grier Jones			
			Phil Rodgers			
1974	Bobby Nichols	275	Rod Curl	276	Torrey Pines GC, San Diego, CA 72/N-6659	S-7021
			Gene Littler			
1975	*J.C. Snead	279	Raymond Floyd	279	Torrey Pines GC, San Diego, CA 72/N-6659	S-7021
			Bobby Nichols			
1976	J.C. Snead	272	Don Bies	273	Torrey Pines GC, San Diego, CA 72/N-6659	S-7021
1977	Tom Watson	269	Larry Nelson	274	Torrey Pines GC, San Diego, CA 72/N-6659	S-7021
			John Schroeder			
1978	Jay Haas	278	Andy Bean	281	Torrey Pines GC, San Diego, CA 72/N-6659	S-7021
			Gene Littler			
			John Schroeder			
1979	Fuzzy Zoeller	282	Bill Kratzert	287	Torrey Pines GC, San Diego, CA 72/N-6659	S-7021
			Wayne Levi			
			Artie McNickle			
			Tom Watson			
1980	*Tom Watson	275	D.A. Weibring	275	Torrey Pines GC, San Diego, CA 72/N-6659	S-7021
WICKES/ANDY WILLIAMS SAN DIEGO OPEN						
1981	*Bruce Lietzke	278	Raymond Floyd	278	Torrey Pines GC, San Diego, CA 72/N-6659	S-7021
			Tom Jenkins			
1982	Johnny Miller	270	Jack Nicklaus	271	Torrey Pines GC, San Diego, CA 72/N-6659	S-7021
ISUZU/ANDY WILLIAMS SAN DIEGO OPEN						
1983	Gary Hallberg	271	Tom Kite	272	Torrey Pines GC, San Diego, CA 72/N-6659	S-7021
1984	*Gary Koch	272	Gary Hallberg	272	Torrey Pines GC, San Diego, CA 72/N-6659	S-7021
1985	*Woody Blackburn	269	Ron Streck	269	Torrey Pines GC, San Diego, CA 72/N-6659	S-7021

BUICK INVITATIONAL



TOURNAMENT HISTORY

Year	Winner	Score	Runner-up	Score	Location	Par/Yards
SHEARSON LEHMAN BROTHERS ANDY WILLIAMS OPEN						
1986	~*Bob Tway	204	Bernhard Langer	204	Torrey Pines GC, San Diego, CA 72/N-6659, S-7021	
1987	George Burns	266	J.C. Snead	270	Torrey Pines GC, San Diego, CA 72/N-6659, S-7021	
			Bobby Wadkins			
SHEARSON LEHMAN HUTTON ANDY WILLIAMS OPEN						
1988	Steve Pate	269	Jay Haas	270	Torrey Pines GC, San Diego, CA 72/N-6659, S-7021	
SHEARSON LEHMAN HUTTON OPEN						
1989	Greg Twiggs	271	Steve Elkington	273	Torrey Pines GC, San Diego, CA 72/N-6659, S-7021	
			Brad Faxon			
			Mark O'Meara			
			Mark Wiebe			
1990	Dan Forsman	275	Tommy Armour III	277	Torrey Pines GC, San Diego, CA 72/N-6659, S-7021	
SHEARSON LEHMAN BROTHERS OPEN						
1991	Jay Don Blake	268	Bill Sander	270	Torrey Pines GC, San Diego, CA 72/N-6659, S-7021	
BUICK INVITATIONAL OF CALIFORNIA						
1992	~Steve Pate	200	Chip Beck	201	Torrey Pines GC, San Diego, CA 72/N-6659, S-7021	
1993	Phil Mickelson	278	Dave Rummells	282	Torrey Pines GC, San Diego, CA 72/N-6659, S-7021	
1994	Craig Stadler	268	Steve Lowery	269	Torrey Pines GC, San Diego, CA 72/N-6592, S-7000	
1995	Peter Jacobsen	269	Mark Calcavecchia	273	Torrey Pines GC, San Diego, CA 72/N-6592, S-7000	
			Mike Hulbert			
			Hal Sutton			
			Kirk Triplett			
BUICK INVITATIONAL						
1996	Davis Love III	269	Phil Mickelson	271	Torrey Pines GC, San Diego, CA 72/N-6592, S-7022	
1997	Mark O'Meara	275	Donnie Hammond	277	Torrey Pines GC, San Diego, CA 72/N-6592, S-7022	
			David Ogrin			
			Mike Hulbert			
			Lee Janzen			
			Jesper Parnevik			
			Craig Stadler			
			Duffy Waldorf			
1998	~*Scott Simpson	204	Skip Kendall	204	Torrey Pines GC, San Diego, CA 72/N-6592, S-7000	
1999	Tiger Woods	266	Billy Ray Brown	268	Torrey Pines GC, San Diego, CA 72/N-6854, S-7000	

Tournament Record: 266—George Burns, 1987; Tiger Woods, 1999

Course Records:

Torrey Pines North 61—Mark Brooks, 1990

Torrey Pines South 62—Tiger Woods, 1999

KEY: * = Playoff N = North S = South ~ = Weather-shortened # = Amateur

BUICK INVITATIONAL NOTE


In the third round of the 1999 Buick Invitational, **Tiger Woods** shot a 10-under-par 62 at Torrey Pines South Course to establish a course record. **Tommy Nakajima** (1984) and **Tom Watson** (1992) shared the previous South Course record of 63.

Bank of America West Coast Swing Event

1999 NISSAN OPEN

Riviera CC, Pacific Palisades, CA
Par: 35-36-71 Yards: 6,953

Purse: \$2,800,000
February 18-21, 1999



LEADERS: First Round—David Duval and Bob Estes shot 5-under-par 66 to lead by one stroke over Loren Roberts, Nick Price, Kirk Triplett, Kevin Sutherland and Alan Bratton. **Second Round**—Estes added a 67 for a 9-under-par 133 total to lead by one stroke over Ernie Els, Rick Fehr, Davis Love III and Bratton. **Third Round**—Ted Tryba was at 13-under-par 200 after a course-record 10-under-par 61. He led by two strokes over Love, Els and Tiger Woods.



CUT: 77 players at even-par 142 from a field of 144.

PRO-AM: \$10,000. Team—Payne Stewart, 54, \$2,000.

WEATHER: Foggy and cool Thursday and Friday, with temperatures reaching into the high 60s in the afternoon. Sunny and warm Saturday, with temperatures in the high 70s. Partly cloudy and cooler Sunday.


Winner : Ernie Els 68-66-68-68 270 \$504,000.00

Ted Tryba	T2	70-69-61-72	272	\$209,066.67	Bob Tway	T35	68-71-71-71	281	\$12,646.67
Tiger Woods	T2	69-68-65-70	272	\$209,066.67	Bob Burns	T35	70-69-69-73	281	\$12,646.66
Davis Love III	T2	69-65-68-70	272	\$209,066.66	Chris Perry	T35	70-72-69-70	281	\$12,646.66
David Duval	T5	66-71-67-69	273	\$106,400.00	Kenny Perry	T35	72-66-68-75	281	\$12,646.66
Nick Price	T5	67-71-67-68	273	\$106,400.00	Corey Pavin	T44	72-69-69-72	282	\$8,465.34
Bob Estes	T7	66-67-72-69	274	\$90,300.00	Loren Roberts	T44	67-70-71-74	282	\$8,465.34
Scott Hoch	T7	71-69-68-66	274	\$90,300.00	Ben Bates	T44	70-69-67-76	282	\$8,465.33
Mark Brooks	T9	68-71-70-66	275	\$72,800.00	Peter Jacobsen	T44	69-73-70-70	282	\$8,465.33
Robert Karlsson	T9	71-66-70-68	275	\$72,800.00	Larry Mize	T44	75-66-70-71	282	\$8,465.33
Jerry Kelly	T9	68-69-67-71	275	\$72,800.00	Mike Reid	T44	70-67-71-74	282	\$8,465.33
Frank Lickliter	T9	71-68-66-70	275	\$72,800.00	Len Mattiace	T50	71-68-71-73	283	\$6,701.34
Brent Geiberger	T13	68-70-69-69	276	\$58,800.00	Duffy Waldorf	T50	70-71-68-74	283	\$6,701.34
Brad Fabel	T14	73-64-71-69	277	\$53,200.00	John Cook	T50	72-68-71-72	283	\$6,701.33
Alan Bratton	T15	67-67-74-70	278	\$40,670.00	David Frost	T50	71-69-72-71	283	\$6,701.33
Brandel Chamblee	T15	74-68-69-67	278	\$40,670.00	Vijay Singh	T50	72-68-67-76	283	\$6,701.33
Carlos Franco	T15	71-67-69-71	278	\$40,670.00	Geoffrey Sisk	T50	69-69-73-72	283	\$6,701.33
Tim Herron	T15	72-68-67-71	278	\$40,670.00	Tommy Armour III	T56	70-72-71-71	284	\$6,244.00
Bradley Hughes	T15	70-68-69-71	278	\$40,670.00	Robert Damron	T56	69-68-74-73	284	\$6,244.00
Justin Leonard	T15	70-70-70-68	278	\$40,670.00	Robin Freeman	T56	74-66-71-73	284	\$6,244.00
Rocco Mediate	T15	69-70-66-73	278	\$40,670.00	Scott Gump	T56	70-71-70-73	284	\$6,244.00
Phil Mickelson	T15	68-72-68-70	278	\$40,670.00	Neal Lancaster	T56	68-70-76-70	284	\$6,244.00
Billy Andrade	T23	68-69-70-72	279	\$23,600.00	Steve Lowery	T56	71-69-71-73	284	\$6,244.00
Phil Blackmar	T23	70-67-69-73	279	\$23,600.00	Stewart Cink	T62	71-71-73-70	285	\$5,880.00
Rick Fehr	T23	68-66-73-72	279	\$23,600.00	Clark Dennis	T62	68-72-72-73	285	\$5,880.00
Steve Flesch	T23	72-70-71-66	279	\$23,600.00	Bob Friend	T62	73-68-72-72	285	\$5,880.00
Billy Mayfair	T23	69-67-69-74	279	\$23,600.00	Jim Furyk	T62	71-71-71-72	285	\$5,880.00
Scott McCarron	T23	72-67-69-71	279	\$23,600.00	Bill Glasson	T62	70-68-73-74	285	\$5,880.00
Jeff Sluman	T23	70-70-67-72	279	\$23,600.00	Steve Pate	T62	72-70-72-71	285	\$5,880.00
Greg Chalmers	T30	69-67-71-73	280	\$17,388.00	Tom Pernice, Jr.	T62	69-72-72-72	285	\$5,880.00
Craig Stadler	T30	73-69-68-70	280	\$17,388.00	Skip Kendall	T69	72-69-70-75	286	\$5,656.00
Kevin Sutherland	T30	67-70-68-75	280	\$17,388.00	Woody Austin	T70	69-72-71-75	287	\$5,516.00
Kirk Triplett	T30	67-69-71-73	280	\$17,388.00	Eric Booker	T70	73-69-72-73	287	\$5,516.00
Grant Waite	T30	71-70-70-69	280	\$17,388.00	Brett Quigley	T70	68-71-74-74	287	\$5,516.00
Fred Couples	T35	68-71-72-70	281	\$12,646.67	Larry Rinker	T70	72-70-70-75	287	\$5,516.00
J.P. Hayes	T35	70-70-69-72	281	\$12,646.67	Trevor Dodds	T74	70-71-70-77	288	\$5,348.00
Steve Jones	T35	68-71-72-70	281	\$12,646.67	Scott Simpson	T74	71-71-72-74	288	\$5,348.00
Andrew Magee	T35	72-68-71-70	281	\$12,646.67	Mark Calcavecchia ..	T76	68-74-74-74	290	\$5,264.00
Jose Maria Olazabal	T35	70-70-68-73	281	\$12,646.67	Rich Beem	T77	70-70-75-77	292	\$5,208.00

The following players did not finish (C=cut, W=withdrew, D=disqualified)

C—143- Ben Crenshaw, Chris DiMarco, Jonathan Kaye, Joe Ogilvie, Stephen Sear, Paul Stankowski, Scott Verplank, Lanny Wadkins, Willie Wood. 144- Fulton Allem, Jim Carter, Harrison Frazar, Jeff Freeman, Nolan Henke, Kazuhiko Hosokawa, Tom Kite, John Maginnes, Frank Nobilo, Dennis Paulson, Lee Rinker, Jeff Sanday, Dave Stockton, Jr., Bo Van Pelt, Mark Wiebe, Kaname Yokoo. 145- Robert Allenby, Jay Don Blake, Barry Cheesman, Dan Forsman, Fred Funk, Paul Goydos, Jay Haas, Gabriel Hjertstedt, Katsumasa Miyamoto, Lee Porter, Chris Riley, Mike Springer, Payne Stewart. 146- Paul Azinger, Billy Ray Brown, J.L. Lewis, Steve Stricker. 147- Cameron Beckman, Michael Burke, Jr., Tom Byrum, Robert Gamez, Doug LaBelle II, Hal Sutton, Brian Watts, Mike Weir. 148- Jim Gallagher, Jr., Blaine McCallister, Joe Ozaki, Esteban Toledo. 149- Doug Barron, Deane Pappas, David Sutherland, Omar Uresti. 150- Pete Jordan, Franklin Langham. 151- Tom Purtzer, Charles Raulerson. 152- Mike Sposa. 153- Bruce Burroughs. 154- Ted Schulz. 156- Phil Tataurangi. 159- Ed Fiori.


NISSAN OPEN



TOURNAMENT HISTORY

Year	Winner	Score	Runner-up	Score	Location	Par/Yards
LOS ANGELES OPEN						
1926	Harry Cooper	279	George Von Elm	282	Los Angeles CC, Los Angeles, CA	71/6895 (North)
1927	Bobby Cruickshank	282	Ed Dudley	288	El Caballero CC, Los Angeles, CA	71/6830
			Charles Guest			
1928	Mac Smith	284	Harry Cooper	287	Wilshire CC, Los Angeles, CA	71/6442
1929	Mac Smith	285	Tommy Armour	291	Riviera CC, Pacific Palisades, CA	71/7029
1930	Densmore Shute	296	Bobby Cruickshank	300	Riviera CC, Pacific Palisades, CA	71/7029
			Horton Smith			
1931	Ed Dudley	285	Al Espinosa	287	Wilshire CC, Los Angeles, CA	71/6442
			Eddie Loos			
1932	Mac Smith	281	Leo Diegel	285	Hillcrest CC, Los Angeles, CA	71/6911
			Olin Dutra			
			Joe Kirkwood, Sr.			
			Dick Metz			
1933	Craig Wood	281	Leo Diegel	285	Wilshire CC, Los Angeles, CA	71/6442
			Willie Hunter			
1934	Mac Smith	280	Willie Hunter	288	Los Angeles CC, Los Angeles, CA	71/6895 (North)
			Bill Mehlhorn			
1935	*Vic Ghezzi	285	Johnny Revolta	285	Los Angeles CC, Los Angeles, CA	71/6895 (North)
1936	Jimmy Hines	280	Henry Picard	284	Los Angeles CC, Los Angeles, CA	71/6895 (North)
			Jimmy Thomson			
1937	Harry Cooper	274	Ralph Guldahl	279	Griffith Park, Los Angeles, CA	72/6802 (Wilson)
			Horton Smith			72/6488 (Harding)
1938	Jimmy Thomson	273	Johnny Revolta	277	Griffith Park, Los Angeles, CA	72/6802 (Wilson)
						72/6488 (Harding)
1939	Jimmy Demaret	274	Harold McSpaden	281	Griffith Park, Los Angeles, CA	72/6802 (Wilson)
						72/6488 (Harding)
1940	Lawson Little	282	Clayton Heafner	283	Los Angeles CC, Los Angeles, CA	71/6895 (North)
1941	Johnny Bulla	281	Craig Wood	283	Riviera CC, Pacific Palisades, CA	71/7029
1942	*Ben Hogan	282	Jimmy Thomson	282	Hillcrest CC, Los Angeles, CA	71/6911
1943	No Tournament					
1944	Harold McSpaden	278	Johnny Bulla	281	Wilshire CC, Los Angeles, CA	71/6442
1945	Sam Snead	283	Harold McSpaden	284	Riviera CC, Pacific Palisades, CA	71/7029
			Byron Nelson			
1946	Byron Nelson	284	Ben Hogan	289	Riviera CC, Pacific Palisades, CA	71/7029
1947	Ben Hogan	280	Toney Penna	283	Riviera CC, Pacific Palisades, CA	71/7029
1948	Ben Hogan	275	Lloyd Mangrum	279	Riviera CC, Pacific Palisades, CA	71/7029
1949	Lloyd Mangrum	284	E. J. Harrison	287	Riviera CC, Pacific Palisades, CA	71/7029
1950	*Sam Snead	280	Ben Hogan	280	Riviera CC, Pacific Palisades, CA	71/7029
1951	Lloyd Mangrum	280	Henry Ransom	281	Riviera CC, Pacific Palisades, CA	71/7029
1952	*Tommy Bolt	289	Jack Burke, Jr.	289	Riviera CC, Pacific Palisades, CA	71/7029
1953	Lloyd Mangrum	280	Jack Burke, Jr.	285	Riviera CC, Pacific Palisades, CA	71/7029
1954	Fred Wampler	281	Jerry Barber	282	Fox Hills CC, Culver City, CA	N/A
			Chick Harbert			
1955	Gene Littler	276	Ted Kroll	278	Inglewood CC, Inglewood, CA	N/A
1956	Lloyd Mangrum	272	Jerry Barber	275	Rancho Municipal GC, Los Angeles, CA	71/6827
1957	Doug Ford	280	Jay Hebert	281	Rancho Municipal GC, Los Angeles, CA	71/6827
1958	Frank Stranahan	275	E. J. Harrison	278	Rancho Municipal GC, Los Angeles, CA	71/6827
1959	Ken Venturi	278	Art Wall	280	Rancho Municipal GC, Los Angeles, CA	71/6827
1960	Dow Finsterwald	280	Bill Collins	283	Rancho Municipal GC, Los Angeles, CA	71/6827
			Jay Hebert			
			Dave Ragan			
1961	Bob Goalby	275	Eric Brown	278	Rancho Municipal GC, Los Angeles, CA	71/6827
			Art Wall			
1962	Phil Rodgers	268	Bob Goalby	277	Rancho Municipal GC, Los Angeles, CA	71/6827
			Fred Hawkins			


NISSAN OPEN



TOURNAMENT HISTORY

Year	Winner	Score	Runner-up	Score	Location	Par/Yards
1963	Arnold Palmer	274	Al Balding	277	Rancho Municipal GC, Los Angeles, CA	71/6827
			Gary Player			
1964	Paul Harney	280	Bobby Nichols	281	Rancho Municipal GC, Los Angeles, CA	71/6827
1965	Paul Harney	276	Dan Sikes	279	Rancho Municipal GC, Los Angeles, CA	71/6827
1966	Arnold Palmer	273	Miller Barber	276	Rancho Municipal GC, Los Angeles, CA	71/6827
			Paul Harney			
1967	Arnold Palmer	269	Gay Brewer	274	Rancho Municipal GC, Los Angeles, CA	71/6827
1968	Billy Casper	274	Arnold Palmer	277	Brookside GC, Pasadena, CA	71/7021
1969	*Charles Sifford	276	Harold Henning	276	Rancho Municipal GC, Los Angeles, CA	71/6827
1970	*Billy Casper	276	Hale Irwin	276	Rancho Municipal GC, Los Angeles, CA	71/6827
GLEN CAMPBELL LOS ANGELES OPEN						
1971	*Bob Lunn	274	Billy Casper	274	Rancho Municipal GC, Los Angeles, CA	71/6827
1972	*George Archer	270	Tommy Aaron	270	Rancho Municipal GC, Los Angeles, CA	71/6827
			Dave Hill			
1973	Rod Funseth	276	Don Bies	279	Riviera CC, Pacific Palisades, CA	71/7029
			David Graham			
			Dave Hill			
			Tom Weiskopf			
1974	Dave Stockton	276	John Mahaffey	278	Riviera CC, Pacific Palisades, CA	71/7029
			Sam Snead			
1975	Pat Fitzsimons	275	Tom Kite	279	Riviera CC, Pacific Palisades, CA	71/7029
1976	Hale Irwin	272	Tom Watson	274	Riviera CC, Pacific Palisades, CA	71/7029
1977	Tom Purtzer	273	Lanny Wadkins	274	Riviera CC, Pacific Palisades, CA	71/7029
1978	Gil Morgan	278	Jack Nicklaus	280	Riviera CC, Pacific Palisades, CA	71/7029
1979	Lanny Wadkins	276	Lon Hinkle	277	Riviera CC, Pacific Palisades, CA	71/7029
1980	Tom Watson	276	Bob Gilder	277	Riviera CC, Pacific Palisades, CA	71/7029
			Don January			
1981	Johnny Miller	270	Tom Weiskopf	272	Riviera CC, Pacific Palisades, CA	71/7029
1982	*Tom Watson	271	Johnny Miller	271	Riviera CC, Pacific Palisades, CA	71/7029
1983	Gil Morgan	270	Gibby Gilbert	272	Rancho Municipal GC, Los Angeles, CA	71/6827
			Mark McCumber			
			Lanny Wadkins			
LOS ANGELES OPEN						
1984	David Edwards	279	Jack Renner	282	Riviera CC, Pacific Palisades, CA	71/7029
1985	Lanny Wadkins	264	Hal Sutton	271	Riviera CC, Pacific Palisades, CA	71/7029
1986	Doug Tewell	270	Clarence Rose	277	Riviera CC, Pacific Palisades, CA	71/7029
LOS ANGELES OPEN PRESENTED BY NISSAN						
1987	*Tze-Chung Chen	275	Ben Crenshaw	275	Riviera CC, Pacific Palisades, CA	71/7029
1988	Chip Beck	267	Mac O'Grady	271	Riviera CC, Pacific Palisades, CA	71/7029
			Bill Sander			
NISSAN LOS ANGELES OPEN						
1989	Mark Calcavecchia	272	Sandy Lyle	273	Riviera CC, Pacific Palisades, CA	71/7029
1990	Fred Couples	266	Gil Morgan	269	Riviera CC, Pacific Palisades, CA	71/7029
1991	Ted Schulz	272	Jeff Sluman	273	Riviera CC, Pacific Palisades, CA	71/7029
1992	*Fred Couples	269	Davis Love III	269	Riviera CC, Pacific Palisades, CA	71/7029
1993	~Tom Kite	206	Dave Barr	209	Riviera CC, Pacific Palisades, CA	71/7029
			Fred Couples			
			Donnie Hammond			
			Payne Stewart			
1994	Corey Pavin	271	Fred Couples	273	Riviera CC, Pacific Palisades, CA	71/6946
NISSAN OPEN						
1995	Corey Pavin	268	Jay Don Blake	271	Riviera CC, Pacific Palisades, CA	71/6946
			Kenny Perry			

NISSAN OPEN



TOURNAMENT HISTORY

Year	Winner	Score	Runner-up	Score	Location	Par/Yards
1996	Craig Stadler	278	Mark Brooks Fred Couples Scott Simpson Mark Wiebe	279	Riviera CC, Pacific Palisades, CA	71/6946
1997	Nick Faldo	272	Craig Stadler	275	Riviera CC, Pacific Palisades, CA	71/6946
1998	*Billy Mayfair	272	Tiger Woods	272	Valencia CC, Valencia, CA	71/6987
1999	Ernie Els	270	Ted Tryba Tiger Woods Davis Love III	272	Riviera CC, Pacific Palisades, CA	71/6953

Tournament Record: 264—Lanny Wadkins, 1985
Current Course Record: 61—Ted Tryba, 1999

KEY: * = Playoff ~ = Weather-shortened


NISSAN OPEN NOTES

With his victory in last year's Nissan Open, **Ernie Els** extended his streak of consecutive years with a PGA TOUR victory to six, the longest such current streak on TOUR. Since winning the 1994 U.S. Open as a rookie, Els has posted a victory each year. **Jack Nicklaus** and **Arnold Palmer** share the TOUR record with victories in 17 consecutive seasons.

Ted Tryba set the Riviera CC course record with his 10-under-par 61 in the third round of last year's Nissan Open. Included in Tryba's round was a streak in which he made an eagle, then four consecutive birdies. **Larry Mize** (1985), **Fred Couples** (1990) **Kenny Perry** (1995) held the former course record of 9-under-par 62. Tryba's previous low round was a 9-under-par 63 in the 1995 Las Vegas Invitational.

Bank of America West Coast Swing Event


1999 TOUCHSTONE ENERGY TUCSON OPEN



Omni Tucson National Resort, Tucson, AZ
Par: 36-36-72 Yards: 7,148

Purse: \$2,750,000
February 25-28, 1999

LEADERS: First Round—R.W. Eaks opened with an 8-under-par 64. Tom Scherrer trailed by one stroke. **Second Round**—Scott Gump and Gabriel Hjertstedt shared the lead at 9-under-par 135. Jerry Kelly, Robert Allenby, Tommy Tolles and Doug Dunakey were tied for third, one stroke back. **Third Round**—Barry Cheesman and Tommy Armour III were tied at 10-under-par 206. Mike Weir and Tolles were third at 207. Seven players, including Hjertstedt, were tied at 208.



CUT: 82 players at 1-over-par 145 from a field of 144.

PRO-AM: \$10,000. Team—Nolan Henke, 52, \$2,000.

WEATHER: Mostly sunny and pleasant all week, with daily highs near 80.

Winner: Gabriel Hjertstedt 67-68-73-68 276 \$495,000.00

(Won playoff with birdie-3 on first extra hole)

Tommy Armour III	2	70-69-67-70	276	\$297,000.00	Scott McCarron	T39	71-68-72-74	285	\$11,000.00
Mike Reid	T3	71-67-71-68	277	\$159,500.00	Doug Tewell	T39	71-71-72-71	285	\$11,000.00
Kirk Triplett	T3	69-69-70-69	277	\$159,500.00	Tommy Tolles	T39	66-70-71-78	285	\$11,000.00
Barry Cheesman	T5	71-66-69-72	278	\$104,500.00	Brandel Chamblee	T45	72-70-71-73	286	\$7,449.45
Brent Geiberger	T5	72-68-68-70	278	\$104,500.00	Dennis Paulson	T45	67-76-70-73	286	\$7,449.45
Scott Gump	T7	68-67-74-70	279	\$77,229.17	Kevin Sutherland	T45	73-69-73-71	286	\$7,449.45
Nolan Henke	T7	71-70-71-67	279	\$77,229.17	Fuzzy Zoeller	T45	75-66-73-72	286	\$7,449.45
Franklin Langham	T7	70-68-71-70	279	\$77,229.17	Harrison Frazar	T45	74-71-72-69	286	\$7,449.44
Corey Pavin	T7	71-68-71-69	279	\$77,229.17	David Frost	T45	70-72-73-71	286	\$7,449.44
Eric Rustand	T7	70-69-70-70	279	\$77,229.16	Jerry Kelly	T45	66-70-72-78	286	\$7,449.44
David Toms	T7	68-69-71-71	279	\$77,229.16	Bruce Lietzke	T45	76-68-73-69	286	\$7,449.44
Jim Carter	T13	69-69-71-71	280	\$47,142.86	Perry Moss	T45	70-72-74-70	286	\$7,449.44
Doug Dunakey	T13	66-70-73-71	280	\$47,142.86	Notah Begay III	T54	74-71-71-71	287	\$6,242.50
Steve Flesch	T13	67-72-72-69	280	\$47,142.86	Per-Ulrik Johansson	T54	68-70-73-76	287	\$6,242.50
Sandy Lyle	T13	68-70-74-68	280	\$47,142.86	Joe Ogilvie	T54	71-72-74-70	287	\$6,242.50
Paul Stankowski	T13	71-71-69-69	280	\$47,142.86	Mike Standly	T54	71-70-70-76	287	\$6,242.50
Kenny Perry	T13	69-68-71-72	280	\$47,142.85	Esteban Toledo	T54	72-73-70-72	287	\$6,242.50
Mike Weir	T13	68-72-67-73	280	\$47,142.85	Kaname Yokoo	T54	69-72-70-76	287	\$6,242.50
R.W. Eaks	T20	64-75-72-70	281	\$27,740.63	Jay Don Blake	T60	69-74-72-73	288	\$5,940.00
John Elliott	T20	73-69-70-69	281	\$27,740.63	Robert Gamez	T60	71-70-72-75	288	\$5,940.00
Scott Simpson	T20	69-74-69-69	281	\$27,740.63	Peter Jacobsen	T60	71-74-75-68	288	\$5,940.00
Kevin Wentworth	T20	69-72-73-67	281	\$27,740.63	Doug Martin	T60	70-70-76-72	288	\$5,940.00
John Daly	T20	69-70-71-71	281	\$27,740.62	Mike Sposa	T60	73-71-70-74	288	\$5,940.00
Tim Herron	T20	66-72-71-72	281	\$27,740.62	Olin Browne	T65	72-72-72-73	289	\$5,637.50
Steve Lowery	T20	72-68-71-70	281	\$27,740.62	Kelly Gibson	T65	77-68-72-72	289	\$5,637.50
Grant Waite	T20	70-69-69-73	281	\$27,740.62	Kent Jones	T65	71-71-72-75	289	\$5,637.50
Briny Baird	T28	71-70-71-70	282	\$19,112.50	Tim Loutstalot	T65	72-73-74-70	289	\$5,637.50
Paul Goydos	T28	68-75-70-69	282	\$19,112.50	Blaine McCallister	T65	73-69-75-72	289	\$5,637.50
Tom Scherrer	T28	65-73-75-69	282	\$19,112.50	Lanny Wadkins	T65	72-71-74-72	289	\$5,637.50
Bobby Wadkins	T28	74-71-68-69	282	\$19,112.50	Sean Murphy	T71	70-69-79-72	290	\$5,390.00
Robert Allenby	T32	67-69-74-73	283	\$15,565.00	Omar Uresti	T71	73-72-72-73	290	\$5,390.00
Emlyn Aubrey	T32	70-68-75-70	283	\$15,565.00	Jay Williamson	T71	72-73-73-72	290	\$5,390.00
Jim Gallagher, Jr.	T32	68-71-73-71	283	\$15,565.00	Charles Raulerson	T74	71-69-77-74	291	\$5,280.00
John Maginnes	T32	71-70-73-69	283	\$15,565.00	Michael Burke, Jr.	T75	72-73-73-74	292	\$5,197.50
Katsumasa Miyamoto	T32	68-73-70-72	283	\$15,565.00	Ted Tryba	T75	76-69-71-76	292	\$5,197.50
Greg Kraft	T37	70-70-72-72	284	\$13,200.00	Jeff Brehaut	T77	72-73-73-75	293	\$5,032.50
Don Pooley	T37	69-74-71-70	284	\$13,200.00	Chris DiMarco	T77	71-71-76-75	293	\$5,032.50
Bob Burns	T39	70-71-74-70	285	\$11,000.00	Brian Hull	T77	73-69-72-79	293	\$5,032.50
Brad Fabel	T39	71-72-72-70	285	\$11,000.00	David Ogryn	T77	74-69-75-75	293	\$5,032.50
P.H. Horgan III	T39	68-74-72-71	285	\$11,000.00	Mike Briskey	81	68-76-75-77	296	\$4,895.00
					Dan Forsman	WD	73-72		

The following players did not finish (C=cut, W=withdrew, D=d squallified)

C—146- Fulton Allem, Doug Barron, Eric Booker, Brad Bryant, Chris Couch, Jay Delsing, Clark Dennis, Scott Dunlap, Pete Jordan, Deane Pappas, Mike Springer, David Sutherland. **147-** Phil Blackma, Alan Bratton, Jason Gore, Steve Jurgensen, Jonathan Kaye, Todd Pence, Ted Purdy, Lee Rinker, Rory Sabbatini, Geoffrey Sisk, Chris Smith, Scott Watkins. **148-** Ronnie Black, Greg Chalmers, Russ Cochran, Brian Gay, Tom Kite, Tom Pernice, Jr., Dicky Pride, Tom Purtzer, Clarence Rose, David Seawell, Jay Sinkelma. **149-** Ty Armstrong, David Berganio, Jr., Mark Brooks, Robin Freeman, Dave Stockton, Jr., Mark Wiebe, Willie Wood. **150-** Woody Austin, Craig Barlow, Rich Beem, Gary Hallberg, Jeff Kern. **151-** Jimmy Green, Chris Kamin, Brett Quigley. **152-** Billy Andrade, Cameron Beckman, Rick Fehr, J.L. Lewis, Frank Nobilo, Charles Warren. **153-** Danny Briggs, Bradley Hughes. **154-** Bo Van Pelt. **155-** Kim Dolan. **W—80-** Jeff Gallagher, Ben Bates.

TOUCHSTONE ENERGY TUCSON OPEN



TOURNAMENT HISTORY

Year	Winner	Score	Runner-up	Score	Location	Par/Yards
TUCSON OPEN						
1945	Ray Mangrum	268	Byron Nelson	269	El Rio G&CC, Tucson, AZ	70/6418
1946	Jimmy Demaret	268	Herman Barron	272	El Rio G&CC, Tucson, AZ	70/6418
1947	Jimmy Demaret	264	Ben Hogan	267	El Rio G&CC, Tucson, AZ	70/6418
1948	Skip Alexander	264	Johnny Palmer	265	El Rio G&CC, Tucson, AZ	70/6418
1949	Lloyd Mangrum	263	Al Smith	268	El Rio G&CC, Tucson, AZ	70/6418
1950	Chandler Harper	267	Sam Snead	269	El Rio G&CC, Tucson, AZ	70/6418
1951	Lloyd Mangrum	269	Jack Burke, Jr. Jim Turnesa Lew Worsham	271	El Rio G&CC, Tucson, AZ	70/6418
1952	Henry Williams	274	Cary Middlecoff	276	El Rio G&CC, Tucson, AZ	70/6418
1953	Tommy Bolt	265	Chandler Harper	266	El Rio G&CC, Tucson, AZ	70/6418
1954	No Tournament					
1955	Tommy Bolt	265	Bud Holscher Art Wall	269	El Rio G&CC, Tucson, AZ	70/6418
1956	Ted Kroll	264	Dow Finsterwald	267	El Rio G&CC, Tucson, AZ	70/6418
1957	*Dow Finsterwald	269	Don Whitt	269	El Rio G&CC, Tucson, AZ	70/6418
1958	Lionel Hebert	265	Don January	267	El Rio G&CC, Tucson, AZ	70/6418
1959	Gene Littler	266	Joe Campbell Art Wall	267	El Rio G&CC, Tucson, AZ	70/6418
1960	Don January	271	Bob Harris	274	El Rio G&CC, Tucson, AZ	70/6418
HOME OF THE SUN INVITATIONAL						
1961	*Dave Hill	269	Tommy Bolt Bud Sullivan	269	El Rio G&CC, Tucson, AZ	70/6418
TUCSON OPEN						
1962	Phil Rodgers	263	Jim Ferrier	266	El Rio G&CC, Tucson, AZ	70/6418
1963	Don January	266	Gene Littler Phil Rodgers	277	49er CC, Tucson, AZ	72/6722
1964	Jack Cupit	274	Rex Baxter	276	49er CC, Tucson, AZ	72/6722
1965	Bob Charles	271	Al Geiberger	275	Tucson National GC, Tucson, AZ	72/7305
1966	*Joe Campbell	278	Gene Littler	278	Tucson National GC, Tucson, AZ	72/7305
1967	Arnold Palmer	273	Chuck Courtney	274	Tucson National GC, Tucson, AZ	72/7305
1968	George Knudson	273	Frank Beard Frank Boynton	274	Tucson National GC, Tucson, AZ	72/7305
1969	Lee Trevino	271	Miller Barber	278	Tucson National GC, Tucson, AZ	72/7305
1970	*Lee Trevino	275	Bob Murphy	275	Tucson National GC, Tucson, AZ	72/7305
1971	J.C. Snead	273	Dale Douglass	274	Tucson National GC, Tucson, AZ	72/7305
1972	*Miller Barber	273	George Archer	273	Tucson National GC, Tucson, AZ	72/7305
DEAN MARTIN TUCSON OPEN						
1973	Bruce Crampton	277	George Archer Gay Brewer Labron Harris, Jr.	282	Tucson National GC, Tucson, AZ	72/7305
1974	Johnny Miller	272	Ben Crenshaw	275	Tucson National GC, Tucson, AZ	72/7305
1975	Johnny Miller	263	John Mahaffey	272	Tucson National GC, Tucson, AZ	72/7305
NBC TUCSON OPEN						
1976	Johnny Miller	274	Howard Twitty	277	Tucson National GC, Tucson, AZ	72/7305
JOE GARAGIOLA TUCSON OPEN						
1977	*Bruce Lietzke	275	Gene Littler	275	Tucson National GC, Tucson, AZ	72/7305
1978	Tom Watson	276	Bobby Wadkins	277	Tucson National GC, Tucson, AZ	72/7305
1979	Bruce Lietzke	265	Buddy Gardner Jim Thorpe Tom Watson	267	Randolph Park Municipal GC, Tucson, AZ	70/6860
1980	Jim Colbert	270	Dan Halldorson	274	Tucson National GC, Tucson, AZ	72/7305
1981	Johnny Miller	265	Lon Hinkle	267	Randolph Park Municipal GC, Tucson, AZ	70/6860
1982	Craig Stadler	266	Vance Heafner John Mahaffey	269	Randolph Park Municipal GC, Tucson, AZ	70/6860
1983	*Gil Morgan	271	Curtis Strange Lanny Wadkins	271	Randolph Park Municipal GC, Tucson, AZ	70/6860

TOUCHSTONE ENERGY TUCSON OPEN



TOURNAMENT HISTORY

Year	Winner	Score	Runner-up	Score	Location	Par/Yards
SEIKO-TUCSON MATCH PLAY CHAMPIONSHIP						
1984	Tom Watson	2&1	Gil Morgan		Randolph Park Municipal GC, Tucson, AZ	70/6860
1985	Jim Thorpe	4&3	Jack Renner		Randolph Park Municipal GC, Tucson, AZ	70/6860
1986	Jim Thorpe	67	Scott Simpson		Randolph Park Municipal GC, Tucson, AZ	70/6860
SEIKO-TUCSON OPEN						
1987	Mike Reid	268	Chip Beck Mark Calcavecchia Hal Sutton Fuzzy Zoeller	272	TPC at StarPass, Tucson, AZ	72/7010
NORTHERN TELECOM TUCSON OPEN						
1988	David Frost	266	Mark Calcavecchia Mark O'Meara	271	TPC at StarPass, Tucson, AZ	72/7010
1989	No tournament held due to schedule change from end of year to beginning of year.					
1990	Robert Gamez	270	Mark Calcavecchia Jay Haas	274	TPC at StarPass, Tucson, AZ (H) Randolph Park Municipal GC, Tucson, AZ	72/7010 72/6902
NORTHERN TELECOM OPEN						
1991	#Phil Mickelson	272	Tom Purtzer Bob Tway	273	TPC at StarPass, Tucson, AZ (H) Tucson National GC, Tucson, AZ	72/7010 72/7305
1992	Lee Janzen	270	Bill Britton	271	TPC at StarPass, Tucson, AZ (H) Tucson National GC, Tucson, AZ	72/7010 72/7305
1993	Larry Mize	271	Jeff Maggert	273	Tucson National GC, Tucson, AZ (H) Starr Pass GC, Tucson, AZ	72/7148 72/7010
1994	Andrew Magee	270	Jay Don Blake Loren Roberts Vijay Singh Steve Stricker	272	Tucson National GC, Tucson, AZ (H) Starr Pass GC, Tucson, AZ	72/7148 72/7010
1995	Phil Mickelson	269	Jim Gallagher, Jr. Scott Simpson	270	Tucson National GC, Tucson, AZ (H) Starr Pass GC, Tucson, AZ	72/7148 72/7010
NORTELO OPEN						
1996	Phil Mickelson	273	Bob Tway	275	Tucson National GC, Tucson, AZ (H) Starr Pass GC, Tucson, AZ	72/7148 71/6942
TUCSON CHRYSLER CLASSIC						
1997	Jeff Sluman	275	Steve Jones	276	Omni Tucson National Resort, Tucson, AZ	72/7148
1998	David Duval	269	Justin Leonard David Toms	273	Omni Tucson National Resort, Tucson, AZ	72/7148
TOUCHSTONE ENERGY TUCSON OPEN						
1999	*Gabriel Hjertstedt	276	Tommy Armour III	276	Omni Tucson National Resort, Tucson, AZ	72/7148

Tournament Record: 263—Lloyd Mangrum, 1949 (El Rio G&CC); Phil Rodgers, 1962 (El Rio G&CC);
Johnny Miller, 1975 (Tucson National)
Current Course Record: 61—Johnny Miller, 1975


KEY: * = Playoff # = Amateur (H) = Host Course

Bank of America West Coast Swing Event

1999 WGC-ANDERSEN CONSULTING MATCH PLAY CHAMPIONSHIP

La Costa Resort and Spa, Carlsbad, CA
Par: 36-36-72 Yards: 7,022

Purse: \$5,000,000
February 24-28, 1999



WEATHER: After cool mornings, it became sunny and warm with temperatures in the mid 70s by each afternoon.

Winner: Jeff Maggert 38 holes \$1,000,000

FIRST ROUND

Tiger Woods (1) def. Nick Faldo (64)
Bob Tway (33) def. Tom Watson (32)
Craig Parry (49) def. Jesper Parnevik (16)
Stewart Cink (48) def. Payne Stewart (17)
Vijay Singh (8) def. Rocco Mediate (57)
Bernhard Langer (25) def. Brad Faxon (40)
Nick Price (9) def. Frankie Minoza (56)
Jeff Maggert (24) def. Fred Funk (41)
Steve Pate (61) def. Davis Love III (4)
Brandt Jobe (36) def. Jeff Sluman (29)
Fred Couples (13) def. Dudley Hart (52)
Scott Hoch (20) def. Ian Woosnam (45)
Eduardo Romero (60) def. Lee Westwood (5)
Greg Norman (28) def. John Cook (37)
Phil Mickelson (12) def. Joe Ozaki (53)
Lee Janzen (21) def. Glen Day (44)

Score Earnings

4 & 3 \$25,000
6 & 4 \$25,000
1 up \$25,000
3 & 2 \$25,000
5 & 3 \$25,000
4 & 2 \$25,000
4 & 3 \$25,000
2 up \$25,000
1 up \$25,000
3 & 2 \$25,000
2 up \$25,000
3 & 2 \$25,000
3 & 2 \$25,000
3 & 2 \$25,000
3 & 2 \$25,000
3 & 2 \$25,000

FIRST ROUND

David Duval (2) def. Stephen Leaney (63)
Bill Glasson (34) def. Stuart Appleby (31)
Andrew Magee (50) def. Darren Clarke (15)
Thomas Bjorn (47) def. Brian Watts (18)
Paul Azinger (58) def. Ernie Els (7)
Loren Roberts (39) def. Hal Sutton (26)
Justin Leonard (10) def. Miguel Angel Jimenez (55)
Shigeki Maruyama (42) def. Steve Stricker (23)
Michael Bradley (62) def. Mark O'Meara (3)
Jose Maria Olazabal (30) def. Billy Mayfair (35)
Steve Jones (51) def. Steve Elkington (14)
Scott Verplank (46) def. Tom Lehman (19)
Craig Stadler (59) def. Colin Montgomerie (6)
John Huston (27) def. Bob Estes (38)
Patrik Sjoland (54) def. Jim Furyk (11)
Carlos Franco (43) def. Mark Calcavecchia (22)

Score Earnings

2 & 1 \$25,000
2 & 1 \$25,000
1 up \$25,000
1 up \$25,000
1 up \$25,000
5 & 4 \$25,000
4 & 3 \$25,000
4 & 2 \$25,000
4 & 2 \$25,000
5 & 3 \$25,000
2 & 1 \$25,000
2 up \$25,000
5 & 3 \$25,000
3 & 2 \$25,000
5 & 3 \$25,000
2 & 1 \$25,000

SECOND ROUND

Woods def. Tway
Cink def. Parry
Langer def. Singh
Maggert def. Price
Pate def. Jobe
Couples def. Hoch
Romero def. Norman
Mickelson def. Janzen

1 up \$50,000
3 & 2 \$50,000
2 & 1 \$50,000
1 up \$50,000
1 up \$50,000
1 up \$50,000
1 up (21 holes) \$50,000
2 & 1 \$50,000

SECOND ROUND

Glasson def. Duval
Magee def. Bjorn
Roberts def. Azinger
Maruyama def. Leonard
Olazabal def. Bradley
Jones def. Verplank
Huston def. Stadler
Sjoland def. Franco

2 & 1 \$50,000
2 & 1 \$50,000
2 & 1 \$50,000
4 & 2 \$50,000
2 & 1 \$50,000
5 & 4 \$50,000
2 & 1 \$50,000
1 up \$50,000

THIRD ROUND

Woods def. Cink
Maggert def. Langer
Pate def. Couples
Romero def. Mickelson
Magee def. Glasson
Maruyama def. Roberts
Olazabal def. Jones
Huston def. Sjoland

2 & 1 \$75,000
1 up \$75,000
1 up \$75,000
2 & 1 \$75,000
1 up \$75,000
2 & 1 \$75,000
1 up \$75,000
1 up \$75,000

QUARTERFINALS

Maggert def. Woods
Pate def. Romero
Magee def. Maruyama
Huston def. Olazabal

2 & 1 \$150,000
3 & 2 \$150,000
1 up \$150,000
2 & 1 \$150,000

SEMIFINALS

Maggert def. Pate
Magee def. Huston

1 up
3 & 1

CONSOLATION MATCH (18 holes)

Huston def. Pate
Huston earned \$400,000
Pate earned \$300,000

5 & 4

CHAMPIONSHIP MATCH (36 holes)

Maggert def. Magee
Maggert earned \$1,000,000
Magee earned \$500,000

1 up (38 holes)

() - Official World Golf Ranking position as of February 15, 1999


1999 DORAL-RYDER OPEN



Doral Resort & Spa (Blue Course), Miami, FL
Par: 36-36-72 Yards: 7,125

Purse: \$3,000,000
March 4-7, 1999

LEADERS: First Round—Franklin Langham, Tommy Armour III, Bob Burns and Scott Dunlap shared the lead at 5-under-par 67. Nine players trailed by one stroke. **Second Round**—Greg Kraft, at 9-under-par 135, led Ernie Els and Greg Chalmers by two strokes. **Third Round**—Kraft, after a 2-under-par 70, was at 11-under-par 205. Els and Glen Day trailed by two strokes.



CUT: 82 players at even-par 144 from a field of 144.

PRO-AM: \$10,000. Team/Morning—Lanny Wadkins 52, \$2,000. Afternoon/Front Nine—Nick Price, Paul Stankowski, 27, \$1,000 each. Afternoon/Back Nine—Len Mattiace, 26, \$1,250.

WEATHER: Mostly sunny, breezy and pleasant all week, with highs in the 70s.

Winner: Steve Elkington 72-70-69-64 275 \$540,000.00

Greg Kraft	2	68-67-70-71	276	\$324,000.00	Tommy Tolles	T34	71-70-74-68	283	\$13,890.00
Tommy Armour III	T3	67-71-71-68	277	\$135,300.00	Eric Booker	T44	69-73-71-71	284	\$8,670.00
Scott Dunlap	T3	67-72-69-69	277	\$135,300.00	Olin Browne	T44	68-71-73-72	284	\$8,670.00
Ernie Els	T3	71-66-70-70	277	\$135,300.00	Robert Damron	T44	72-72-71-69	284	\$8,670.00
Jay Haas	T3	70-69-70-68	277	\$135,300.00	Jim Gallagher, Jr.	T44	71-71-70-72	284	\$8,670.00
David Toms	T3	70-73-67-67	277	\$135,300.00	Chris Perry	T44	73-71-73-67	284	\$8,670.00
Danny Briggs	T8	71-72-68-67	278	\$90,000.00	Chris Smith	T44	72-72-71-69	284	\$8,670.00
P.H. Horgan III	T8	69-70-71-68	278	\$90,000.00	Mike Weir	T44	71-71-68-74	284	\$8,670.00
Greg Chalmers	T10	71-66-72-70	279	\$69,000.00	Jay Williamson	T44	70-71-75-68	284	\$8,670.00
Glen Day	T10	69-71-67-72	279	\$69,000.00	Robert Gamez	T52	70-73-72-70	285	\$6,996.00
Guy Hill	T10	71-69-70-69	279	\$69,000.00	Scott Gump	T52	72-72-70-71	285	\$6,996.00
Gabriel Hjertstedt	T10	69-72-71-67	279	\$69,000.00	Jonathan Kaye	T52	69-75-72-69	285	\$6,996.00
Nick Price	T10	72-69-70-68	279	\$69,000.00	Bruce Lietzke	T52	71-73-69-72	285	\$6,996.00
Neal Lancaster	T15	71-72-72-65	280	\$49,500.00	Scott Verplank	T52	70-69-72-74	285	\$6,996.00
Justin Leonard	T15	72-69-68-71	280	\$49,500.00	Emlyn Aubrey	T57	69-71-72-74	286	\$6,660.00
Jesper Parnevik	T15	71-70-70-69	280	\$49,500.00	Stewart Cink	T57	72-72-71-71	286	\$6,660.00
Bob Tway	T15	72-71-68-69	280	\$49,500.00	Nolan Henke	T57	71-70-74-71	286	\$6,660.00
Billy Andrade	T19	72-70-68-71	281	\$29,000.00	Jerry Kelly	T57	71-70-74-71	286	\$6,660.00
Andy Bean	T19	70-69-69-73	281	\$29,000.00	Skip Kendall	T57	71-73-72-70	286	\$6,660.00
Kent Jones	T19	70-68-71-72	281	\$29,000.00	Michael Bradley	T62	74-68-74-71	287	\$6,330.00
Billy Mayfair	T19	72-71-68-70	281	\$29,000.00	Bob Burns	T62	67-72-71-77	287	\$6,330.00
Greg Norman	T19	71-73-68-69	281	\$29,000.00	Mike Hulbert	T62	73-71-72-71	287	\$6,330.00
Joe Ogilvie	T19	71-69-71-70	281	\$29,000.00	Bernhard Langer	T62	71-73-71-72	287	\$6,330.00
Chris Riley	T19	68-72-69-72	281	\$29,000.00	Sean Murphy	T62	68-74-73-72	287	\$6,330.00
Tom Scherrer	T19	70-72-70-69	281	\$29,000.00	Ted Purdy	T62	72-70-75-70	287	\$6,330.00
Joey Sindelar	T19	69-73-70-69	281	\$29,000.00	Jim Carter	T68	72-72-74-70	288	\$6,090.00
Geoffrey Sisk	T19	68-72-72-69	281	\$29,000.00	Lee Rinker	T68	72-71-74-71	288	\$6,090.00
Patrik Sjolund	T19	72-71-69-69	281	\$29,000.00	Jay Don Blake	T70	69-73-76-71	289	\$5,910.00
Craig Stadler	T19	72-71-67-71	281	\$29,000.00	Chris DiMarco	T70	69-72-77-71	289	\$5,910.00
Doug Barron	T31	68-71-72-71	282	\$18,600.00	Harrison Frazer	T70	70-74-73-72	289	\$5,910.00
David Frost	T31	72-71-71-68	282	\$18,600.00	Rory Sabbatini	T70	73-71-76-69	289	\$5,910.00
Franklin Langham	T31	67-76-72-67	282	\$18,600.00	Rich Beem	T74	70-74-75-71	290	\$5,730.00
Ty Armstrong	T34	71-69-71-72	283	\$13,890.00	Oscar Serna	T74	73-69-79-69	290	\$5,730.00
Briny Baird	T34	70-74-69-70	283	\$13,890.00	Chip Beck	T76	71-73-75-72	291	\$5,610.00
Craig Barlow	T34	70-73-71-69	283	\$13,890.00	Ed Fiori	T76	71-72-74-74	291	\$5,610.00
Russ Cochran	T34	70-72-73-68	283	\$13,890.00	Woody Austin	T78	73-71-72-76	292	\$5,460.00
Doug Dunakey	T34	71-70-73-69	283	\$13,890.00	Thomas Bjorn	T78	72-71-75-74	292	\$5,460.00
Fred Funk	T34	68-71-73-71	283	\$13,890.00	Mark Calcavecchia	T78	68-73-75-76	292	\$5,460.00
Scott Hoch	T34	74-70-72-67	283	\$13,890.00	John Elliott	81	72-72-73-76	293	\$5,340.00
Pete Jordan	T34	70-70-70-73	283	\$13,890.00	Ray Floyd	82	73-71-78-74	296	\$5,280.00
Esteban Toledo	T34	68-70-71-74	283	\$13,890.00					

The following players did not finish (C=cut, W=withdrew, D=disqualified)

C—145- Notah Begay III, Brad Bryant, Keith Clearwater, John Cook, Dan Forsman, John Huston, John Maginnes, Doug Martin, Len Mattiace, Charles Raulerson, Clarence Rose, Paul Stankowski. 146- Jeff Brehaut, John Daly, Jay Delsing, Brian Gay, Steve Jurgensen, Perry Moss, Deane Pappas, Eric Rustand, Mike Sposa, Curtis Strange, Ted Tryba. 147- Alan Bratton, Chris Campbell, Clark Dennis, Brett Quigley, Larry Rinker, Eduardo Romero, Adam Spring, Lanny Wadkins. 148- Fulton Allem, Nick Faldo, Wayne Levi, Lee Porter, Dicky Pride, Phil Tataurangi. 149- Phil Blackmar, Mark Brooks, Tom Byrum, Katsumasa Miyamoto, Omar Uresti. 150- Ben Bates, Chris Couch, Bob Friend, Jimmy Green, Vijay Singh. 151- Jeff Gallagher, Tim Loutalot, David Seawell, Duffy Waldorf. 152- Brian Henninger, Jeremy Pope. 153- Barry Cheesman, Frank Dobbs, Blaine McCallister, Gary Nicklaus, Craig Parry, Charles Warren. 157- Alan Morin. 160- Mike Brisky, Robert Floyd.


DORAL-RYDER OPEN



TOURNAMENT HISTORY

Year	Winner	Score	Runner-up	Score	Location	Par/Yards
DORAL CC OPEN INVITATIONAL						
1962	Billy Casper	283	Paul Bondeson	284	Doral CC (Blue), Miami, FL	72/6939
1963	Dan Sikes	283	Sam Snead	284	Doral CC (Blue), Miami, FL	72/6939
1964	Billy Casper	277	Jack Nicklaus	278	Doral CC (Blue), Miami, FL	72/6939
1965	Doug Sanders	274	Bruce Devlin	275	Doral CC (Blue), Miami, FL	72/6939
1966	Phil Rodgers	278	Jay Dolan	279	Doral CC (Blue), Miami, FL	72/6939
1967	Doug Sanders	275	Kermit Zarley Harold Henning Art Wall	276	Doral CC (Blue), Miami, FL	72/6939
1968	Gardner Dickinson	275	Tom Weiskopf	276	Doral CC (Blue), Miami, FL	72/6939
1969	Tom Shaw	276	Tommy Aaron	277	Doral CC (Blue), Miami, FL	72/6939
DORAL-EASTERN OPEN INVITATIONAL						
1970	Mike Hill	279	Jim Colbert	283	Doral CC (Blue), Miami, FL	72/6939
1971	J.C. Snead	275	Gardner Dickinson	276	Doral CC (Blue), Miami, FL	72/6939
1972	Jack Nicklaus	276	Bob Rosburg	278	Doral CC (Blue), Miami, FL	72/6939
1973	Lee Trevino	276	Lee Trevino Bruce Crampton Tom Weiskopf	277	Doral CC (Blue), Miami, FL	72/6939
1974	Brian Allin	272	Jerry Heard	273	Doral CC (Blue), Miami, FL	72/6939
1975	Jack Nicklaus	276	Forrest Fezler Bert Yancey	279	Doral CC (Blue), Miami, FL	72/6939
1976	Hubert Green	270	Mark Hayes Jack Nicklaus	276	Doral CC (Blue), Miami, FL	72/6939
1977	Andy Bean	277	David Graham	278	Doral CC (Blue), Miami, FL	72/6939
1978	Tom Weiskopf	272	Jack Nicklaus	273	Doral CC (Blue), Miami, FL	72/6939
1979	Mark McCumber	279	Bill Rogers	280	Doral CC (Blue), Miami, FL	72/6939
1980	*Raymond Floyd	279	Jack Nicklaus	279	Doral CC (Blue), Miami, FL	72/6939
1981	Raymond Floyd	273	Keith Fergus David Graham	274	Doral CC (Blue), Miami, FL	72/6939
1982	Andy Bean	278	Scott Hoch Mike Nicolette Jerry Pate	279	Doral CC (Blue), Miami, FL	72/6939
1983	Gary Koch	271	Ed Fiori	276	Doral CC (Blue), Miami, FL	72/6939
1984	Tom Kite	272	Jack Nicklaus	274	Doral CC (Blue), Miami, FL	72/6939
1985	Mark McCumber	284	Tom Kite	285	Doral CC (Blue), Miami, FL	72/6939
1986	*Andy Bean	276	Hubert Green	276	Doral CC (Blue), Miami, FL	72/6939
DORAL-RYDER OPEN						
1987	Lanny Wadkins	277	Seve Ballesteros Tom Kite Don Pooley	280	Doral CC (Blue), Miami, FL	72/6939
1988	Ben Crenshaw	274	Chip Beck Mark McCumber	275	Doral CC (Blue), Miami, FL	72/6939
1989	Bill Glasson	275	Fred Couples	276	Doral CC (Blue), Miami, FL	72/6939
1990	*Greg Norman	273	Paul Azinger Mark Calcavecchia Tim Simpson	273	Doral CC (Blue), Miami, FL	72/6939
1991	*Rocco Mediate (Monday playoff)	276	Curtis Strange	276	Doral CC (Blue), Miami, FL	72/6939
1992	Raymond Floyd	271	Keith Clearwater Fred Couples	273	Doral CC (Blue), Miami, FL	72/6939
1993	Greg Norman	265	Paul Azinger Mark McCumber	269	Doral CC (Blue), Miami, FL	72/6939
1994	John Huston	274	Billy Andrade Brad Bryant	277	Doral CC (Blue), Miami, FL	72/6939
1995	Nick Faldo	273	Peter Jacobsen Greg Norman	274	Doral CC (Blue), Miami, FL	72/6939

DORAL-RYDER OPEN



TOURNAMENT HISTORY

Year	Winner	Score	Runner-up	Score	Location	Par/Yards
1996	Greg Norman	269	Michael Bradley	271	Doral CC (Blue), Miami, FL	72/6939
1997	Steve Elkington	275	Vijay Singh	277	Doral CC (Blue), Miami, FL	72/6939
1998	Michael Bradley	278	Nick Price	279	Doral CC (Blue), Miami, FL	72/7125
1999	Steve Elkington	275	Larry Nelson	276	Doral CC (Blue), Miami, FL	72/7125
			John Huston			
			Billy Mayfair			
			Greg Kraft			

Tournament Record: 265—Greg Norman, 1993
Course Record: 62—Greg Norman, 1990 and 1993; Jim Furyk, 1998

KEY: * = Playoff

DORAL-RYDER OPEN NOTES

When **Raymond Floyd** won the 1992 Doral-Ryder Open, he became the fifth oldest winner in PGA TOUR history at the age of 49 years, 6 months and 4 days. With that title, Floyd joined **Sam Snead** as the only players to win TOUR events in four different decades.

In its 38-year history, seven players have won the Doral-Ryder Open more than once, including three wins each by **Raymond Floyd** (1980-1981, 1992), **Andy Bean** (1977, 1982, 1986) and **Greg Norman** (1990, 1993, 1996). **Billy Casper** (1962, 1964), **Doug Sanders** (1965, 1967), **Jack Nicklaus** (1972, 1975) and **Mark McCumber** (1979, 1985) each have two wins.

1999 HONDA CLASSIC

Tournament Players Club at Heron Bay
Coral Springs, FL
Par: 36-36-72 Yards: 7,268

Purse: \$2,600,000
March 11-14, 1999



LEADERS: First Round—Hal Sutton tied the course record with an 8-under-par 64 to lead Eric Booker by one stroke. Doug Barron was two strokes back. **Second Round**—Booker, at 13-under-par 131 after a 5-under-par 66, led by four strokes over Dicky Pride, Bradley Hughes and Doug Dunakey. **Third Round**—Booker shot an even-par 72 for a 13-under-par 203 total. He led by two strokes over Hughes and Tommy Tolles.



CUT: 82 players at 1-under-par 143 from a field of 144.

PRO-AM: \$10,000. Team—Robert Damron, 51, \$2,000.

WEATHER: Sunny and warm each day, with breezes picking up in the afternoon. Wind gusts reached 25 mph on Saturday. Partly sunny and very windy on Sunday, with sustained winds of 20 mph and gusts to 35 mph. There was a brief shower Sunday, but no delays.

Winner: Vijay Singh 71-69-68-69 277 \$468,000.00

Payne Stewart	2	70-67-72-70	279	\$280,800.00	Brian Gay	T38	70-72-73-72	287	\$10,400.00
Eric Booker	T3	65-66-72-77	280	\$124,800.00	Mike Hulbert	T38	68-71-73-75	287	\$10,400.00
Doug Dunakey	T3	70-65-75-70	280	\$124,800.00	Colin Montgomerie	T38	72-70-72-73	287	\$10,400.00
Carlos Franco	T3	72-68-71-69	280	\$124,800.00	Robert Allenby	T46	72-71-72-73	288	\$6,851.00
Mark O'Meara	T3	68-70-69-73	280	\$124,800.00	Emlyn Aubrey	T46	72-71-73-72	288	\$6,851.00
Hal Sutton	T7	64-73-76-69	282	\$83,850.00	Briny Baird	T46	72-68-74-74	288	\$6,851.00
Tommy Tolles	T7	70-66-69-77	282	\$83,850.00	Greg Chalmers	T46	70-70-72-76	288	\$6,851.00
Stuart Appleby	T9	69-70-69-75	283	\$70,200.00	Ernie Els	T46	70-73-71-74	288	\$6,851.00
Dudley Hart	T9	70-72-72-69	283	\$70,200.00	P.H. Horgan III	T46	69-69-76-74	288	\$6,851.00
Chris Riley	T9	69-71-72-71	283	\$70,200.00	Franklin Langham	T46	68-70-75-75	288	\$6,851.00
Mark Brooks	T12	70-73-70-71	284	\$54,600.00	Blaine McCallister	T46	68-70-72-78	288	\$6,851.00
Chris DiMarco	T12	75-68-70-71	284	\$54,600.00	Craig Barlow	T54	71-69-77-72	289	\$5,902.00
David Sutherland	T12	70-72-70-72	284	\$54,600.00	Mike Brisky	T54	70-70-75-74	289	\$5,902.00
John Cook	T15	70-69-74-72	285	\$33,150.00	Brad Bryant	T54	70-72-72-75	289	\$5,902.00
Bob Estes	T15	72-68-70-75	285	\$33,150.00	Clark Dennis	T54	73-69-75-72	289	\$5,902.00
Harrison Frazar	T15	69-72-66-78	285	\$33,150.00	Brad Fabel	T54	70-72-72-75	289	\$5,902.00
Jim Gallagher, Jr.	T15	72-67-72-74	285	\$33,150.00	John Huston	T54	70-72-75-72	289	\$5,902.00
Brent Geiberger	T15	72-66-71-76	285	\$33,150.00	Notah Begay III	T60	73-69-74-74	290	\$5,616.00
Bradley Hughes	T15	67-68-70-80	285	\$33,150.00	Tim Herron	T60	69-70-73-78	290	\$5,616.00
Jonathan Kaye	T15	70-72-72-71	285	\$33,150.00	Guy Hill	T60	71-71-74-74	290	\$5,616.00
Joe Ogilvie	T15	72-71-65-77	285	\$33,150.00	Grant Waite	T60	68-71-74-77	290	\$5,616.00
Steve Pate	T15	69-70-73-73	285	\$33,150.00	D.A. Weibring	T60	74-67-78-71	290	\$5,616.00
Dicky Pride	T15	67-68-75-75	285	\$33,150.00	Mike Malizia	T65	70-68-75-78	291	\$5,434.00
Craig Stadler	T15	69-69-71-76	285	\$33,150.00	Mark McCumber	T65	74-68-72-77	291	\$5,434.00
Paul Stankowski	T15	69-67-76-73	285	\$33,150.00	Danny Briggs	T67	72-70-75-75	292	\$5,304.00
Ty Armstrong	T27	71-71-71-73	286	\$16,238.19	Bob Friend	T67	72-69-73-78	292	\$5,304.00
Perry Moss	T27	73-69-71-73	286	\$16,238.19	Mike Springer	T67	71-71-74-76	292	\$5,304.00
Phil Blackmar	T27	70-70-72-74	286	\$16,238.18	Billy Ray Brown	T70	70-72-75-76	293	\$5,122.00
Michael Bradley	T27	72-66-72-76	286	\$16,238.18	Sandy Lyle	T70	72-71-76-74	293	\$5,122.00
John Daly	T27	71-67-76-72	286	\$16,238.18	John Maginnes	T70	70-71-75-77	293	\$5,122.00
Robert Damron	T27	72-69-69-76	286	\$16,238.18	Geoffrey Sisk	T70	69-71-78-75	293	\$5,122.00
Craig Parry	T27	69-69-71-77	286	\$16,238.18	Cameron Beckman	T74	69-70-79-77	295	\$4,940.00
Charles Raulerson	T27	71-72-72-71	286	\$16,238.18	Mark Calcavecchia	T74	71-70-75-79	295	\$4,940.00
Tom Scherrer	T27	68-73-71-74	286	\$16,238.18	Dan Forsman	T74	69-73-76-77	295	\$4,940.00
Mike Sposa	T27	72-71-73-70	286	\$16,238.18	Scott Dunlap	T77	72-69-79-76	296	\$4,836.00
Brian Watts	T27	68-68-74-76	286	\$16,238.18	Rory Sabbatini	T78	73-69-79-76	297	\$4,758.00
Woody Austin	T38	72-70-73-72	287	\$10,400.00	Chris Smith	T78	72-71-81-73	297	\$4,758.00
Doug Barron	T38	66-74-68-79	287	\$10,400.00	Tom Lehman	T80	71-72-76-79	298	\$4,654.00
Ben Bates	T38	72-71-72-72	287	\$10,400.00	Dave Stockton, Jr.	T80	71-71-77-79	298	\$4,654.00
Tom Byrum	T38	72-71-69-75	287	\$10,400.00	Bo Van Pelt	82	69-71-82-79	301	\$4,576.00
Barry Cheesman	T38	69-69-75-74	287	\$10,400.00					

The following players did not finish (C=cut, W=withdrew, D=disqualified)

C—144- Alan Bratton, John Elliott, Nick Faldo, Ed Fiori, Robert Gamez, Brian Henninger, Doug Martin, Len Mattiace, Kenny Perry, Ted Tryba, Jay Williamson, 145-Fulton Allem, Rich Beem, Olin Browne, Chris Campbell, Russ Cochran, Chris Couch, Tom Kite, Bernhard Langer, J.L. Lewis, Steve Lowery, Sean Murphy, Link Rinker, 146-Thomas Bjorn, Brad Faxon, Rick Fehr, Robin Freeman, Jim McGovern, Katsumasa Miyamoto, Nick Price, Jeff Sluman, Charles Warren, Willie Wood, 147- Jimmy Green, Kent Jones, Pete Jordan, Darron Stiles, 148- Jay Delsing, Mike Donald, Wayne Levi, Lee Porter, Larry Rinker, Clarence Rose, Joey Sindelar, Phil Tataurangi, Jerry Tucker, 149- Jeff Gallagher, Steve Jurgensen, Greg Kraft, Deane Pappas, 150- Ted Purdy, 151- Paul Azinger, Chip Beck, David Seawell, Fuzzy Zoeller, 152- Steve Hart, Mark Wiebe, 153- Ryan Dillon, Tim Loutalot, 156- Jeff Brehaut, 158- Alan Morin, D—83- Paul Tesori.

HONDA CLASSIC



TOURNAMENT HISTORY

Year	Winner	Score	Runner-up	Score	Location	Par/Yards
JACKIE GLEASON'S INVERRARY CLASSIC						
1972	Tom Weiskopf	278	Jack Nicklaus	279	Inverrary G&CC (East), Lauderhill, FL	72/7128
JACKIE GLEASON'S INVERRARY NATIONAL AIRLINES CLASSIC						
1973	Lee Trevino	279	Forrest Fezler	280	Inverrary G&CC (East), Lauderhill, FL	72/7128
JACKIE GLEASON'S INVERRARY CLASSIC						
1974	Leonard Thompson	278	Hale Irwin	279	Inverrary G&CC (East), Lauderhill, FL	72/7128
1975	Bob Murphy	273	Eddie Pearce	274	Inverrary G&CC (East), Lauderhill, FL	72/7128
1976	No Tournament (Inverrary served as site for Tournament Players Championship)					
1977	Jack Nicklaus	275	Gary Player	280	Inverrary G&CC (East), Lauderhill, FL	72/7128
1978	Jack Nicklaus	276	Grier Jones	277	Inverrary G&CC (East), Lauderhill, FL	72/7128
1979	Larry Nelson	274	Grier Jones	277	Inverrary G&CC (East), Lauderhill, FL	72/7128
1980	Johnny Miller	274	Charles Coody	276	Inverrary G&CC (East), Lauderhill, FL	72/7128
			Bruce Lietzke			
AMERICAN MOTORS INVERRARY CLASSIC						
1981	Tom Kite	274	Jack Nicklaus	275	Inverrary G&CC (East), Lauderhill, FL	72/7128
HONDA INVERRARY CLASSIC						
1982	Hale Irwin	269	Tom Kite	270	Inverrary G&CC (East), Lauderhill, FL	72/7128
			George Burns			
1983	Johnny Miller	278	Jack Nicklaus	280	Inverrary G&CC (East), Lauderhill, FL	72/7128
HONDA CLASSIC						
1984	*Bruce Lietzke	280	Andy Bean	280	TPC at Eagle Trace, Coral Springs, FL	72/7030
1985	*Curtis Strange	275	Peter Jacobsen	275	TPC at Eagle Trace, Coral Springs, FL	72/7030
1986	Kenny Knox	287	Andy Bean	288	TPC at Eagle Trace, Coral Springs, FL	72/7030
			John Mahaffey			
			Jodie Mudd			
			Clarence Rose			
1987	Mark Calcavecchia	279	Bernhard Langer	282	TPC at Eagle Trace, Coral Springs, FL	72/7030
			Payne Stewart			
1988	Joey Sindelar	276	Ed Fiori	278	TPC at Eagle Trace, Coral Springs, FL	72/7030
			Sandy Lyle			
			Payne Stewart			
1989	Blaine McCallister	266	Payne Stewart	270	TPC at Eagle Trace, Coral Springs, FL	72/7030
1990	John Huston	282	Mark Calcavecchia	284	TPC at Eagle Trace, Coral Springs, FL	72/7030
1991	Steve Pate	279	Paul Azinger	282	TPC at Eagle Trace, Coral Springs, FL	72/7030
			Dan Halldorson			
1992	*Corey Pavin	273	Fred Couples	273	Weston Hills G&CC, Ft. Lauderdale, FL	72/7069
1993	~*Fred Couples	207	Robert Gamez	207	Weston Hills G&CC, Ft. Lauderdale, FL	72/7069
1994	Nick Price	276	Craig Parry	277	Weston Hills G&CC, Ft. Lauderdale, FL	71/6964
1995	Mark O'Meara	275	Nick Faldo	276	Weston Hills G&CC, Ft. Lauderdale, FL	71/6964
1996	Tim Herron	271	Mark McCumber	275	TPC at Eagle Trace, Coral Springs, FL	72/7037
1997	Stuart Appleby	274	Michael Bradley	275	TPC at Heron Bay, Coral Springs, FL	72/7268
			Payne Stewart			
1998	Mark Calcavecchia	270	Vijay Singh	273	TPC at Heron Bay, Coral Springs, FL	72/7268
1999	Vijay Singh	277	Payne Stewart	279	TPC at Heron Bay, Coral Springs, FL	72/7268

Tournament Record: 266—Blaine McCallister, 1989 (TPC at Eagle Trace)

Current Course Record: 64—Craig Parry, 1997; Tommy Armour III, 1997; John Daly, 1998; Hal Sutton, 1999

KEY: * = Playoff ~ = Weather-shortened

1999 BAY HILL INVITATIONAL PRESENTED BY COOPER TIRES



Bay Hill Club and Lodge, Orlando, FL
Par: 36-36—72 Yards: 7,208

Purse: \$2,500,000
March 11-14, 1999

LEADERS: First Round—Tim Herron opened with a 6-under-par 66. Steve Lowery trailed by one stroke and Dicky Pride was two back. **Second Round**—Herron and Davis Love III were tied at 9-under-par 135, with Andrew Magee one stroke behind. **Third Round**—Herron and Love were tied at 14-under-par 202. Tom Lehman trailed by one stroke.



CUT: 76 professionals and one amateur at 2-under-par 142 from a field of 114.

PRO-AM: \$10,000. Team—Frank Lickliter, 51, \$2,000.

Weather: Sunny Thursday, with highs in the low 80s. Sunny and warm Friday and Saturday. Light winds from the east Thursday, Friday and Saturday. Intermittently sunny and cloudy Sunday, with rain off and on. Winds from 15-20 mph, with gusts up to 25 mph.

Winner: Tim Herron 66-69-67-72 274 \$450,000.00

(Won playoff with birdie-4 on first extra hole)

Tom Lehman	2	69-68-66-71	274	\$270,000.00	Billy Mayfair	T37	73-72-69-73	287	\$10,750.00
Davis Love III	3	69-66-67-73	275	\$170,000.00	Scott McCarron	T37	72-69-73-73	287	\$10,750.00
Robert Damron	4	70-71-68-67	276	\$120,000.00	Steve Stricker	T37	71-70-72-74	287	\$10,750.00
Brandel Chamblee ..	T5	70-69-67-74	280	\$81,875.00	Kevin Sutherland ..	T37	73-71-72-71	287	\$10,750.00
Bob Estes	T5	70-70-68-72	280	\$81,875.00	Ernie Els	T44	74-67-73-74	288	\$7,225.00
Scott Hoch	T5	71-70-70-69	280	\$81,875.00	Fred Funk	T44	69-69-74-76	288	\$7,225.00
Phil Mickelson	T5	74-67-68-71	280	\$81,875.00	Brent Geiberger	T44	73-70-72-73	288	\$7,225.00
Craig Parry	T5	72-67-72-69	280	\$81,875.00	Neal Lancaster	T44	71-71-71-75	288	\$7,225.00
Dicky Pride	T5	68-71-70-71	280	\$81,875.00	Rocco Mediate	T44	73-67-69-79	288	\$7,225.00
Steve Pate	T11	69-69-71-72	281	\$60,000.00	Mike Nicolette	T44	73-71-72-72	288	\$7,225.00
Vijay Singh	T11	69-70-70-72	281	\$60,000.00	Joe Ozaki	T44	74-68-72-74	288	\$7,225.00
Kirk Triplett	T13	70-71-70-71	282	\$48,333.34	Jeff Sluman	T44	73-71-69-75	288	\$7,225.00
Robert Allenby	T13	72-66-71-73	282	\$48,333.33	Bob Friend	T52	73-71-72-73	289	\$5,862.50
Payne Stewart	T13	75-65-68-74	282	\$48,333.33	Robert Gamez	T52	70-74-70-75	289	\$5,862.50
David Frost	T16	75-68-75-65	283	\$40,000.00	Kenny Perry	T52	70-69-73-77	289	\$5,862.50
Justin Leonard	T16	69-71-69-74	283	\$40,000.00	Don Pooley	T52	74-67-74-74	289	\$5,862.50
Hal Sutton	T16	74-69-72-68	283	\$40,000.00	Mike Hulbert	T56	73-73-72-72	290	\$5,625.00
Frank Lickliter	T19	71-70-72-71	284	\$31,375.00	Dennis Paulson	T56	73-69-70-78	290	\$5,625.00
Andrew Magee	T19	69-67-77-71	284	\$31,375.00	Mike Weir	T56	69-74-69-78	290	\$5,625.00
Corey Pavin	T19	73-69-69-73	284	\$31,375.00	Tiger Woods	T56	74-72-72-72	290	\$5,625.00
David Toms	T19	71-71-68-74	284	\$31,375.00	Colin Montgomerie ..	T60	71-69-72-79	291	\$5,475.00
Jim Furyk	T23	70-71-73-71	285	\$19,625.00	Lee Westwood	T60	71-68-73-79	291	\$5,475.00
Bill Glasson	T23	73-71-70-71	285	\$19,625.00	Matt Kuchar	T60	73-69-75-74	291	Amateur
Dudley Hart	T23	75-66-72-72	285	\$19,625.00	P.H. Horgan III	63	71-74-71-76	292	\$5,400.00
Steve Jones	T23	71-71-67-76	285	\$19,625.00	Mark Brooks	T64	70-73-76-74	293	\$5,250.00
Frank Nobilo	T23	70-73-72-70	285	\$19,625.00	Barry Cheesman ..	T64	70-75-66-82	293	\$5,250.00
Chris Perry	T23	70-72-71-72	285	\$19,625.00	Dan Forsman	T64	71-72-73-77	293	\$5,250.00
Joey Sindelar	T23	71-67-72-75	285	\$19,625.00	Gary Koch	T64	70-76-75-72	293	\$5,250.00
Grant Waite	T23	72-73-70-70	285	\$19,625.00	Omar Uresti	T64	73-72-74-74	293	\$5,250.00
Jay Williamson	T23	69-69-70-77	285	\$19,625.00	Fulton Allem	T69	70-68-74-82	294	\$5,050.00
Fuzzy Zoeller	T23	72-71-68-74	285	\$19,625.00	Michael Bradley ...	T69	69-73-74-78	294	\$5,050.00
Paul Azinger	T33	72-68-73-73	286	\$13,812.50	Trevor Dodds	T69	72-74-76-72	294	\$5,050.00
J.P. Hayes	T33	70-70-70-76	286	\$13,812.50	Bernhard Langer ..	T72	74-69-73-79	295	\$4,925.00
Greg Kraft	T33	69-70-73-74	286	\$13,812.50	Ian Woosnam	T72	73-70-73-79	295	\$4,925.00
Curtis Strange	T33	74-71-69-72	286	\$13,812.50	Olin Browne	T74	72-74-74-77	297	\$4,825.00
Scott Dunlap	T37	70-74-69-74	287	\$10,750.00	Brad Faxon	T74	74-72-74-77	297	\$4,825.00
Steve Lowery	T37	67-75-72-73	287	\$10,750.00	Billy Ray Brown	76	72-73-76-78	299	\$4,750.00
Jeff Maggert	T37	71-72-73-71	287	\$10,750.00	Jay Haas	77	71-75-72-82	300	\$4,700.00

The following players did not finish (C=cut, W=withdrew, D=disqualified)

C—147- Stuart Appleby, Andy Bean, Mark Calcavecchia, Nolan Henke, Len Mattiace, Chris Riley, Loren Roberts, Kevin Wentworth. **148-** Notah Begay III, Greg Chalmers, Gabriel Hjertstedt, Tom Pernice, Jr., Tom Purtzer, Mike Reid, Walter Smith, Ted Tryba. **149-** Paul Goydos, Skip Kendall. **150-** Jerry Kelly, Tom Kite, Larry Mize, Mark O'Meara. **151-** Ben Crenshaw, Glen Day, Wayne Grady. **152-** Billy Andrade, Seve Ballesteros, Darren Clarke, Harrison Frazar, Arnold Palmer. **153-** Thomas Bjorn, Peter Jacobsen, Lee Janzen. **156-** D.A. Weibring. **157-** Tom Watson. **W—79-** Ronnie Black, Doug Martin.

BAY HILL INVITATIONAL PRESENTED BY COOPER TIRES



TOURNAMENT HISTORY

Year	Winner	Score	Runner-up	Score	Location	Par/Yards
FLORIDA CITRUS OPEN INVITATIONAL						
1966	Lionel Hebert	279	Charles Coody Dick Lytle Jack Nicklaus	281	Rio Pinar CC, Orlando, FL	72/7012
1967	Julius Boros	274	George Knudson Arnold Palmer	275	Rio Pinar CC, Orlando, FL	72/7012
1968	Dan Sikes	274	Tom Weiskopf	275	Rio Pinar CC, Orlando, FL	72/7012
1969	Ken Still	278	Miller Barber	279	Rio Pinar CC, Orlando, FL	72/7012
1970	Bob Lunn	271	Rives McBee	282	Rio Pinar CC, Orlando, FL	72/7012
1971	Arnold Palmer	270	Julius Boros	271	Rio Pinar CC, Orlando, FL	72/7012
1972	Jerry Heard	276	Bobby Mitchell	278	Rio Pinar CC, Orlando, FL	72/7012
1973	Brian Allin	265	Charles Coody	273	Rio Pinar CC, Orlando, FL	72/7012
1974	Jerry Heard	273	Homero Blancas Jim Jamieson	276	Rio Pinar CC, Orlando, FL	72/7012
1975	Lee Trevino	276	Hale Irwin	277	Rio Pinar CC, Orlando, FL	72/7012
1976	*Hale Irwin	270	Kermit Zarley	270	Rio Pinar CC, Orlando, FL	72/7012
1977	Gary Koch	274	Dale Hayes Joe Inman	276	Rio Pinar CC, Orlando, FL	72/7012
1978	Mac McLendon	271	David Graham	273	Rio Pinar CC, Orlando, FL	72/7012
BAY HILL CITRUS CLASSIC						
1979	*Bob Byman	278	John Schroeder	278	Bay Hill Club, Orlando, FL	71/7103
BAY HILL CLASSIC						
1980	Dave Eichelberger	279	Leonard Thompson	282	Bay Hill Club, Orlando, FL	71/7103
1981	Andy Bean	266	Tom Watson	273	Bay Hill Club, Orlando, FL	71/7103
1982	*Tom Kite	278	Jack Nicklaus Denis Watson	278	Bay Hill Club, Orlando, FL	71/7103
1983	*Mike Nicolette	283	Greg Norman	283	Bay Hill Club, Orlando, FL	71/7103
1984	*Gary Koch	272	George Burns	272	Bay Hill Club, Orlando, FL	71/7103
HERTZ BAY HILL CLASSIC						
1985	Fuzzy Zoeller	275	Tom Watson	277	Bay Hill Club, Orlando, FL	71/7103
1986	-Dan Forsman	202	Ray Floyd Mike Hulbert	203	Bay Hill Club, Orlando, FL	71/7103
1987	Payne Stewart	264	David Frost	267	Bay Hill Club, Orlando, FL	71/7103
1988	Paul Azinger	271	Tom Kite	276	Bay Hill Club, Orlando, FL	71/7103
THE NESTLE INVITATIONAL						
1989	*Tom Kite	278	Davis Love III	278	Bay Hill Club, Orlando, FL	71/7103
1990	Robert Gamez	274	Greg Norman	275	Bay Hill Club, Orlando, FL	72/7114
1991	-Andrew Magee	203	Tom Sieckmann	205	Bay Hill Club, Orlando, FL	72/7114
1992	Fred Couples	269	Gene Sauers	278	Bay Hill Club, Orlando, FL	72/7114
1993	Ben Crenshaw	280	Davis Love III Rocco Mediate Vijay Singh	282	Bay Hill Club, Orlando, FL	72/7114
1994	Loren Roberts	275	Nick Price Vijay Singh Fuzzy Zoeller	276	Bay Hill Club, Orlando, FL	72/7114
1995	Loren Roberts	272	Brad Faxon	274	Bay Hill Club, Orlando, FL	72/7114
BAY HILL INVITATIONAL						
1996	Paul Goydos	275	Jeff Maggert	276	Bay Hill Club, Orlando, FL	72/7196
1997	Phil Mickelson	272	Stuart Appleby	275	Bay Hill Club, Orlando, FL	72/7207
1998	Ernie Els	274	Bob Estes Jeff Maggert	278	Bay Hill Club, Orlando, FL	72/7207
1999	*Tim Herron	274	Tom Lehman	274	Bay Hill Club, Orlando, FL	72/7207

Tournament Record: 264—Payne Stewart, 1987
Current Course Record: 62—Andy Bean, 1981; Greg Norman, 1984

KEY: * = Playoff ~ = Weather-shortened

1999 PLAYERS CHAMPIONSHIP

THE PLAYERS CHAMPIONSHIP

Tournament Players Club at Sawgrass, Ponte Vedra Beach, FL
Par: 36-36-72 Yards: 7,093

Purse: \$5,000,000
March 25-28, 1999

LEADERS: First Round—Bob Estes and Brian Watts each shot 4-under-par 68 to lead by one stroke over David Duval, Hal Sutton and Joe Ozaki. **Second Round**—Ozaki added a 4-under-par 68, for a 7-under-par 137 total, to lead by one stroke over Duval. **Third Round**—Duval was at 4-under-par 212 after a 2-over-par 74. He led by one stroke over Phil Mickelson and Skip Kendall.



CUT: 79 players at 4-over-par 148 from a field of 145.

WEATHER: Sunny and warm Thursday, with temperatures nearing 80 degrees. Partly cloudy Friday, with temperatures continuing warm. Windy and cooler Saturday, with temperatures reaching only into the mid 60s. There were sustained winds at 10-15 mph, with gusts to more than 20 mph. Sunny and breezy Sunday, with temperatures reaching the low 70s and winds reaching 5-10 mph

Winner: David Duval 69-69-74-73 285 \$900,000.00

Scott Gump	2	72-74-70-71	287	\$540,000.00	Dudley Hart	T38	70-74-76-76	296	\$20,000.00
Nick Price	3	74-67-74-73	288	\$340,000.00	Miguel Angel Jimenez	T38	76-69-79-72	296	\$20,000.00
Fred Couples	T4	77-71-73-68	289	\$220,000.00	Bernhard Langer	T38	73-72-77-74	296	\$20,000.00
Hal Sutton	T4	69-74-73-73	289	\$220,000.00	Kirk Triplett	T38	70-75-76-75	296	\$20,000.00
Scott Hoch	T6	72-70-73-75	290	\$161,875.00	Brian Watts	T38	68-74-78-76	296	\$20,000.00
Mark O'Meara	T6	72-73-71-74	290	\$161,875.00	Chris DiMarco	T46	74-72-76-75	297	\$13,600.00
Steve Stricker	T6	73-73-70-74	290	\$161,875.00	Brad Faxon	T46	72-75-79-71	297	\$13,600.00
Lee Westwood	T6	73-69-75-73	290	\$161,875.00	Brent Geiberger	T46	74-71-78-74	297	\$13,600.00
Mark Brooks	T10	71-77-71-72	291	\$107,142.86	Jeff Maggert	T46	73-71-76-77	297	\$13,600.00
Mark Calcavecchia	T10	76-70-72-73	291	\$107,142.86	Jeff Sluman	T46	70-72-79-76	297	\$13,600.00
Davis Love III	T10	70-70-78-73	291	\$107,142.86	Tommy Tolles	T46	72-73-76-76	297	\$13,600.00
Joe Ozaki	T10	69-68-81-73	291	\$107,142.86	Doug Barron	T52	72-73-77-76	298	\$11,600.00
Joey Sindelar	T10	72-71-74-74	291	\$107,142.86	Robert Damron	T52	74-72-76-76	298	\$11,600.00
Skip Kendall	T10	70-73-70-78	291	\$107,142.85	Dan Forsman	T52	76-70-78-74	298	\$11,600.00
Tiger Woods	T10	70-71-75-75	291	\$107,142.85	David Frost	T52	74-72-74-78	298	\$11,600.00
Ernie Els	T17	73-67-80-72	292	\$75,000.00	Jeff Gallagher	T52	71-73-77-77	298	\$11,600.00
Jim Furyk	T17	71-76-73-72	292	\$75,000.00	Jose Maria Olazabal ..	T52	78-70-76-74	298	\$11,600.00
Duffy Waldorf	T17	71-71-75-75	292	\$75,000.00	Jay Don Blake	T58	77-71-79-72	299	\$11,050.00
David Toms	T20	73-75-74-71	293	\$60,333.34	Barry Cheesman	T58	73-74-73-79	299	\$11,050.00
John Huston	T20	75-72-73-73	293	\$60,333.33	John Cook	T58	78-69-78-74	299	\$11,050.00
Vijay Singh	T20	77-70-74-72	293	\$60,333.33	Steve Pate	T58	74-74-72-79	299	\$11,050.00
Brad Fabel	T23	73-70-80-71	294	\$40,166.67	Billy Andrade	T62	73-74-81-72	300	\$10,500.00
Justin Leonard	T23	72-72-75-75	294	\$40,166.67	Bob Estes	T62	68-74-80-78	300	\$10,500.00
Frank Lickliter	T23	71-70-76-77	294	\$40,166.67	Bob Friend	T62	74-69-87-70	300	\$10,500.00
Jesper Parnevik	T23	71-73-74-76	294	\$40,166.67	Bradley Hughes	T62	70-74-78-78	300	\$10,500.00
Curtis Strange	T23	71-69-78-76	294	\$40,166.67	Greg Kraft	T62	71-74-82-73	300	\$10,500.00
Esteban Toledo	T23	73-75-72-74	294	\$40,166.67	Craig Stadler	T62	72-70-80-78	300	\$10,500.00
Larry Mize	T23	73-71-73-77	294	\$40,166.66	Tom Watson	T62	75-71-79-75	300	\$10,500.00
Colin Montgomerie	T23	72-70-73-79	294	\$40,166.66	Craig Parry	69	75-73-73-80	301	\$10,100.00
Payne Stewart	T23	72-70-74-78	294	\$40,166.66	Tom Byrum	70	76-72-80-74	302	\$10,000.00
Gabriel Hjertstedt	T32	73-72-74-76	295	\$27,666.67	Jim Carter	T71	76-72-76-80	304	\$9,700.00
Franklin Langham	T32	71-75-75-74	295	\$27,666.67	Darren Clarke	T71	77-70-79-78	304	\$9,700.00
Bruce Lietzke	T32	71-68-80-76	295	\$27,666.67	Russ Cochran	T71	76-70-79-79	304	\$9,700.00
Scott Verplank	T32	76-71-73-75	295	\$27,666.67	Frank Nobilo	T71	72-71-80-81	304	\$9,700.00
Phil Mickelson	T32	71-71-81-82	295	\$27,666.66	Corey Pavin	T71	74-74-82-74	304	\$9,700.00
Chris Perry	T32	70-74-73-78	295	\$27,666.66	Joe Durant	76	74-74-78-79	305	\$9,400.00
Steve Elkington	T38	71-73-78-74	296	\$20,000.00	Fulton Allem	T77	74-67-83-82	306	\$9,250.00
Fred Funk	T38	72-69-76-79	296	\$20,000.00	Tom Kite	T77	76-72-79-79	306	\$9,250.00
Paul Goydos	T38	71-74-76-75	296	\$20,000.00	Nick Faldo	DQ	71-75-83		

The following players did not finish (C=cut, W=withdrew, D=disqualified)

C—149- Stuart Appleby, Paul Azinger, Brandel Chamblee, Stewart Cink, Lee Janzen, Tom Lehman, Doug Martin, Billy Mayfair, Rocco Mediate, Greg Norman, Mike Reid, Loren Roberts, Scott Simpson, Paul Stankowski, Kevin Sutherland, Ted Tryba. **150-** Michael Bradley, Ben Crenshaw, Bill Glasson, Tim Herron, Neal Lancaster, Steve Lowery, Scott McCarron, Larry Rinker, David Sutherland, Kevin Wentworth. **151-** Clark Dennis, Lee Rinker, Bob Tway, Mark Wiebe. **152-** Ben Bates, Trevor Dodds, Carlos Franco, Brandt Jobe, Steve Jones, J.L. Lewis, Ian Woosnam. **153-** Olin Browne, Harrison Frazar, Tom Purtzer. **154-** Wayne Grady, Mike Hulbert, Tom Pernice, Jr., Phil Tatauranci. **155-** Andrew Magee, Len Mattiace, Blaine McCallister, Lee Porter, Mike Springer, Grant Waite, Willie Wood, Fuzzy Zoeller. **156-** Glen Day, Steve Flesch, Jay Haas. **157-** Tommy Armour III, Seve Ballesteros, J.P. Hayes, Peter Jacobsen, Omar Uresti. **158-** Brian Henninger, Jerry Kelly, Shigeki Maruyama. **161-** Nolan Henke. **W—82-** Kenny Perry. **83-** John Daly.

THE PLAYERS CHAMPIONSHIP

THE PLAYERS CHAMPIONSHIP

TOURNAMENT HISTORY

Year	Winner	Score	Runner-up	Score	Location	Par/Yards
TOURNAMENT PLAYERS CHAMPIONSHIP						
1974	Jack Nicklaus	272	J.C. Snead	274	Atlanta CC, Atlanta, GA	72/6883
1975	Al Geiberger	270	Dave Stockton	273	Colonial CC, Fort Worth, TX	70/7160
1976	Jack Nicklaus	269	J.C. Snead	272	Inverrary G&CC, Lauderhill, FL	72/7127
1977	Mark Hayes	289	Mike McCullough	291	Sawgrass CC, Ponte Vedra Beach, FL	72/7174
1978	Jack Nicklaus	289	Lou Graham	290	Sawgrass CC, Ponte Vedra Beach, FL	72/7174
1979	Lanny Wadkins	283	Tom Watson	288	Sawgrass CC, Ponte Vedra Beach, FL	72/7174
1980	Lee Trevino	278	Ben Crenshaw	279	Sawgrass CC, Ponte Vedra Beach, FL	72/7174
1981	*Raymond Floyd	285	Barry Jaeckel	285	Sawgrass CC, Ponte Vedra Beach, FL	72/7174
			Curtis Strange			
(Won playoff with par on first extra hole)						
1982	Jerry Pate	280	Brad Bryant	282	TPC at Sawgrass, Ponte Vedra Beach, FL	72/6857
			Scott Simpson			
1983	Hal Sutton	283	Bob Eastwood	284	TPC at Sawgrass, Ponte Vedra Beach, FL	72/6857
1984	Fred Couples	277	Lee Trevino	278	TPC at Sawgrass, Ponte Vedra Beach, FL	72/6857
1985	Calvin Peete	274	D.A. Weibring	277	TPC at Sawgrass, Ponte Vedra Beach, FL	72/6857
1986	John Mahaffey	275	Larry Mize	276	TPC at Sawgrass, Ponte Vedra Beach, FL	72/6857
1987	*Sandy Lyle	274	Jeff Sluman	274	TPC at Sawgrass, Ponte Vedra Beach, FL	72/6857
(Won playoff with par on third extra hole)						
THE PLAYERS CHAMPIONSHIP						
1988	Mark McCumber	273	Mike Reid	277	TPC at Sawgrass, Ponte Vedra Beach, FL	72/6857
1989	Tom Kite	279	Chip Beck	280	TPC at Sawgrass, Ponte Vedra Beach, FL	72/6857
1990	Jodie Mudd	278	Mark Calcavecchia	279	TPC at Sawgrass, Ponte Vedra Beach, FL	72/6857
1991	Steve Elkington	276	Fuzzy Zoeller	277	TPC at Sawgrass, Ponte Vedra Beach, FL	72/6857
1992	Davis Love III	273	Ian Baker-Finch	277	TPC at Sawgrass, Ponte Vedra Beach, FL	72/6857
			Phil Blackmar			
			Nick Faldo			
			Tom Watson			
1993	Nick Price	270	Bernhard Langer	275	TPC at Sawgrass, Ponte Vedra Beach, FL	72/6857
1994	Greg Norman	264	Fuzzy Zoeller	268	TPC at Sawgrass, Ponte Vedra Beach, FL	72/6857
1995	Lee Janzen	283	Bernhard Langer	284	TPC at Sawgrass, Ponte Vedra Beach, FL	72/6857
1996	Fred Couples	270	Colin Montgomerie	274	TPC at Sawgrass, Ponte Vedra Beach, FL	72/6896
			Tommy Tolles			
1997	Steve Elkington	272	Scott Hoch	279	TPC at Sawgrass, Ponte Vedra Beach, FL	72/6896
1998	Justin Leonard	278	Glen Day	280	TPC at Sawgrass, Ponte Vedra Beach, FL	72/6950
			Tom Lehman			
1999	David Duval	285	Scott Gump	287	TPC at Sawgrass, Ponte Vedra Beach, FL	72/7093

Tournament Record: 264—Greg Norman, 1994
Current Course Record: 63—Fred Couples, 1992; Greg Norman, 1994

KEY: * = Playoff

Eligibility Requirements for THE PLAYERS Championship

The starting field for the 2000 PLAYERS Championship shall consist of the following players:

- 1) Winners of PGA TOUR cosponsored or approved tournaments, whose victories are considered official, since the 1999 PLAYERS Championship.
- 2) Those players among the top 125 finishers on the 1999 Official Money List.
- 3) Winners of THE PLAYERS Championship, Masters Tournament, U.S. Open, British Open and PGA Championship in the last 10 years (1990-99). Beginning with the 1998 winners of these events, winners will be eligible for five years.
- 4) Winners of the NEC World Series of Golf from 1990-98. The 1998 winner is eligible for three years.
- 5) Winners of THE TOUR Championship in the last three years, beginning with the 1998 winner.
- 6) Winners of World Golf Championship events in the last three years, beginning with the 1999 winners.
- 7) Any player(s), not otherwise eligible, among the top 50 leaders from the Official World Golf Ranking through the Bay Hill Invitational.
- 8) Any players, not otherwise eligible, who are among the top 10 money-winners from the 2000 Official Money List through the Bay Hill Invitational.
- 9) To complete a field of 144 players, those players, not otherwise eligible, from the 2000 Official Money List below 10th position through the Bay Hill Invitational, in order of their positions on the money list.
- 10) THE PLAYERS Championship Committee may invite a player(s), not otherwise eligible, who is a current inductee of the World Golf Hall of Fame. [Such player(s) would be added to the field.]

1999 BELLSOUTH CLASSIC

Tournament Players Club at Sugarloaf, Duluth, GA Purse: \$2,500,000
Par: 36-36-72 Yards: 7,259 April 1-4, 1999



LEADERS: First Round—Duffy Waldorf tied the course record with a 9-under-par 63 and led by one stroke over Grant Waite and by two over Rory Sabbatini. **Second Round**—Sabbatini, following a second consecutive 7-under-par 65, stood at 14-under-par 130, good for a four-stroke lead over Mike Weir. **Third Round**—Stewart Cink and Weir, at 14-under-par 202, led by one stroke over John Huston, David Duval and Sabbatini.

PRO-AM: \$10,000. Nolan Henke, Scott, Gump, 56, \$1,800 each.

CUT: 73 players at 1-under-par 143 from a field of 144.



WEATHER: There was a two-hour delay in the start of Thursday play due to fog. After the fog lifted, play was conducted under partly sunny skies with temperatures in the low 70s. Play was suspended for the day at 6:57 p.m. due to darkness with 42 players remaining on the course. The first round resumed at 7:00 a.m. Friday; the second round started at 7:40 a.m. Sunny and warmer Friday, with temperatures in the low 80s. Play was suspended at 6:53 p.m. due to darkness with six players still on the course. The second round resumed at 7:00 a.m. Saturday and the third round began at 9:02 a.m. Sunny and warm Saturday. Partly cloudy and warm Sunday, with temperatures in the low 80s.

Winner: David Duval 66-69-68-67 270 \$450,000.00

Stewart Cink	2	71-65-66-70	272	\$270,000.00	Miguel Angel Jimenez ..	T36	73-67-72-71	283	\$11,015.63
John Huston	T3	71-65-67-70	273	\$145,000.00	Kenny Perry	T36	70-70-70-73	283	\$11,015.63
Rory Sabbatini	T3	65-65-73-70	273	\$145,000.00	Craig Barlow	T36	73-70-69-71	283	\$11,015.62
Franklin Langham	T5	69-67-68-70	274	\$95,000.00	Trevor Dodds	T36	70-73-70-70	283	\$11,015.62
Mike Weir	T5	69-65-68-72	274	\$95,000.00	Gabriel Hjertstedt	T36	72-69-67-75	283	\$11,015.62
Glen Day	T7	68-67-72-68	275	\$77,916.67	Neal Lancaster	T36	72-71-70-70	283	\$11,015.62
Davis Love III	T7	69-69-69-68	275	\$77,916.67	Scott Gump	T44	70-71-73-70	284	\$8,500.00
Phil Mickelson	T7	69-71-64-71	275	\$77,916.66	Duffy Waldorf	T44	63-73-75-73	284	\$8,500.00
Chris DiMarco	T10	71-69-68-69	277	\$55,416.67	Dicky Pride	T46	72-67-73-73	285	\$7,283.34
Brent Geiberger	T10	70-71-68-68	277	\$55,416.67	Phil Tatauranci	T46	68-71-74-72	285	\$7,283.33
David Toms	T10	71-70-68-68	277	\$55,416.67	Kirk Triplett	T46	70-68-75-72	285	\$7,283.33
Grant Waite	T10	64-72-73-68	277	\$55,416.67	Notah Begay III	T49	70-69-71-76	286	\$6,108.34
Stuart Appleby	T10	74-66-66-71	277	\$55,416.66	Rick Fehr	T49	71-70-72-73	286	\$6,108.34
Shigeki Maruyama	T10	66-72-68-71	277	\$55,416.66	Phil Blackmar	T49	69-72-74-71	286	\$6,108.33
Jay Don Blake	T16	70-66-72-70	278	\$40,000.00	Bob Friend	T49	70-72-75-69	286	\$6,108.33
Skip Kendall	T16	68-67-73-70	278	\$40,000.00	Pete Jordan	T49	71-66-71-78	286	\$6,108.33
Dennis Paulson	T16	71-72-69-66	278	\$40,000.00	Joe Ogilvie	T49	69-73-75-69	286	\$6,108.33
Brian Henninger	19	69-70-69-71	279	\$35,000.00	Nick Faldo	T55	69-73-73-72	287	\$5,650.00
Tom Scherrer	T20	73-70-66-71	280	\$30,166.67	J.L. Lewis	T55	69-70-74-74	287	\$5,650.00
Mike Sposa	T20	72-68-69-71	280	\$30,166.67	Tommy Tolles	T55	67-76-69-75	287	\$5,650.00
Jesper Parnevik	T20	66-72-68-74	280	\$30,166.66	Scott Verplank	T55	70-70-71-76	287	\$5,650.00
Billy Andrade	T23	68-73-69-71	281	\$21,071.43	Ian Woosnam	T55	70-69-73-75	287	\$5,650.00
Scott Dunlap	T23	69-68-71-73	281	\$21,071.43	Charles Warren	60	70-68-76-74	288	\$5,500.00
Brad Fabel	T23	68-68-71-74	281	\$21,071.43	Dave Barr	T61	71-70-72-76	289	\$5,375.00
David Frost	T23	66-72-71-72	281	\$21,071.43	Jim Gallagher, Jr.	T61	68-74-72-75	289	\$5,375.00
Jeff Gallagher	T23	73-66-69-73	281	\$21,071.43	Steve Jones	T61	68-73-71-77	289	\$5,375.00
Jonathan Kaye	T23	68-69-71-73	281	\$21,071.43	Colin Montgomerie	T61	72-68-73-76	289	\$5,375.00
Paul Stankowski	T23	73-65-68-75	281	\$21,071.42	Jeff Brehaut	T65	73-70-75-72	290	\$5,225.00
J.P. Hayes	T30	72-71-68-71	282	\$15,187.50	Kevin Wentworth	T65	69-73-74-74	290	\$5,225.00
P.H. Horgan III	T30	74-69-67-72	282	\$15,187.50	Ty Armstrong	T67	70-73-75-73	291	\$5,075.00
Len Mattiace	T30	70-73-70-69	282	\$15,187.50	Barry Cheesman	T67	74-69-75-73	291	\$5,075.00
Chris Smith	T30	71-71-68-72	282	\$15,187.50	Mike Reid	T67	70-72-70-79	291	\$5,075.00
Kevin Sutherland	T30	68-73-68-73	282	\$15,187.50	Esteban Toledo	T67	70-73-74-74	291	\$5,075.00
Bo Van Pelt	T30	70-69-69-74	282	\$15,187.50	Chris Patton	71	67-72-76-79	294	\$4,950.00
Steve Flesch	T36	69-73-70-71	283	\$11,015.63	David Seawell	72	72-71-79-76	298	\$4,900.00
Bradley Hughes	T36	69-71-70-73	283	\$11,015.63	Billy Ray Brown	WD	69-74		

The following players did not finish (C=cut, W=withdrew, D=disqualified)

C—144- Doug Barron, Rich Beem, Danny Briggs, Bob Burns, Doug Dunakey, John Elliott, Robin Freeman, Mike Hulbert, Frank Lickliter, Billy Mayfair, Frank Nobilo, Charles Raulerson. **145-** Emlyn Aubrey, Woody Austin, Chip Beck, Greg Chalmers, Fred Couples, Robert Damron, Jay Delsing, Carlos Franco, Paul Goydos, Nolan Henke, Guy Hill, Deane Pappas, Tom Pernice, Jr., Geoffrey Sisk, Bob Tway, Mark Wiebe, Willie Wood. **146-** Cameron Beckman, Alan Bratton, Mark Calcavecchia, Tim Loutalot, Jose Maria Olazabal, Dave Stockton, Jr., David Sutherland. **147-** Robert Allenby, Andy Bean, Eric Booker, Wayne Grady, Jerry Kelly, Mike Springer. **148-** Russ Cochran, Clark Dennis, Joe Durant, Jay Haas, Kent Jones, Scott McCarron. **149-** Paul Azinger, Jimmy Green, Corey Pavin. **150-** Briny Baird, Mike Brisky, Brad Bryant, Lee Janzen, Lee Porter, Fran Quinn. **151-** Steve Jurgensen, James Mason, Jumbo Ozaki. **153-** John Maginnes. **154-** Chris Couch, Sean Murphy. **155-** Mike Gill, Ted Purdy. **156-** Larry Rinker. **157-** Simon Cooke. **158-** Ben Bates. **160-** John Godwin. **W -** Tommy Armour III, Jay Williamson.

BELLSOUTH CLASSIC



TOURNAMENT HISTORY

Year	Winner	Score	Runner-up	Score	Location	Par/Yards
ATLANTA CLASSIC						
1967	Bob Charles	282	Tommy Bolt Richard Crawford Gardner Dickinson	284	Atlanta CC, Atlanta, GA	72/7007
1968	Bob Lunn	280	Lee Trevino	283	Atlanta CC, Atlanta, GA	72/7007
1969	*Bert Yancey	277	Bruce Devlin	277	Atlanta CC, Atlanta, GA	72/7007
1970	Tommy Aaron	275	Dan Sikes	276	Atlanta CC, Atlanta, GA	72/7007
1971	*Gardner Dickinson	275	Jack Nicklaus	275	Atlanta CC, Atlanta, GA	72/7007
1972	Bob Lunn	275	Gary Player	277	Atlanta CC, Atlanta, GA	72/7007
1973	Jack Nicklaus	272	Tom Weiskopf	274	Atlanta CC, Atlanta, GA	72/7007
1974	No Tournament (Atlanta CC served as site for Tournament Players Championship)					
1975	Hale Irwin	271	Tom Watson	275	Atlanta CC, Atlanta, GA	72/7007
1976	No Tournament (Atlanta Athletic Club served as site for U.S. Open)					
1977	Hale Irwin	273	Steve Veriato	274	Atlanta CC, Atlanta, GA	72/7007
1978	Jerry Heard	269	Lou Graham Bob Murphy Tom Watson	271	Atlanta CC, Atlanta, GA	72/7007
1979	Andy Bean	265	Joe Inman	273	Atlanta CC, Atlanta, GA	72/7007
1980	Larry Nelson	270	Andy Bean Don Pooley	277	Atlanta CC, Atlanta, GA	72/7007
1981	*Tom Watson	277	Tommy Valentine	277	Atlanta CC, Atlanta, GA	72/7007
GEORGIA-PACIFIC ATLANTA GOLF CLASSIC						
1982	*Keith Fergus	273	Ray Floyd	273	Atlanta CC, Atlanta, GA	72/7007
1983	~Calvin Peete	206	Chip Beck Jim Colbert Don Pooley	208	Atlanta CC, Atlanta, GA	72/7007
1984	Tom Kite	269	Don Pooley	274	Atlanta CC, Atlanta, GA	72/7007
1985	*Wayne Levi	273	Steve Pate	273	Atlanta CC, Atlanta, GA	72/7007
1986	Bob Tway	269	Hal Sutton	271	Atlanta CC, Atlanta, GA	72/7007
1987	Dave Barr	265	Larry Mize	269	Atlanta CC, Atlanta, GA	72/7007
1988	Larry Nelson	268	Chip Beck	269	Atlanta CC, Atlanta, GA	72/7007
BELLSOUTH ATLANTA GOLF CLASSIC						
1989	Scott Simpson	278	Bob Tway	278	Atlanta CC, Atlanta, GA	72/7007
1990	Wayne Levi	275	Keith Clearwater Larry Mize Nick Price	276	Atlanta CC, Atlanta, GA	72/7007
1991	*Corey Pavin	272	Steve Pate	272	Atlanta CC, Atlanta, GA	72/7007
BELLSOUTH CLASSIC						
1992	Tom Kite	272	Jay Don Blake	275	Atlanta CC, Atlanta, GA	72/7007
1993	Nolan Henke	271	Mark Calcavecchia Nick Price Tom Sieckmann	273	Atlanta CC, Atlanta, GA	72/7007
1994	John Daly	274	Nolan Henke Brian Henninger	275	Atlanta CC, Atlanta, GA	72/7007
1995	Mark Calcavecchia	271	Jim Gallagher, Jr.	273	Atlanta CC, Atlanta, GA	72/7007
1996	*Paul Stankowski	280	Brandel Chamblee	280	Atlanta CC, Atlanta, GA	72/7018
1997	Scott McCarron	274	David Duval Brian Henninger Lee Janzen	277	TPC at Sugarloaf, Duluth, GA	72/7259
1998	Tiger Woods	271	Jay Don Blake	272	TPC at Sugarloaf, Duluth, GA	72/7259
1999	David Duval	270	Stewart Cink	272	TPC at Sugarloaf, Duluth, GA	72/7259

Tournament Record: 265—Andy Bean, 1979; Dave Barr, 1987 (both at Atlanta CC)
 Current Course Record: 63—Tiger Woods, 1998; Duffy Waldorf, 1999

KEY: * = Playoff ~ = Weather-shortened

1999 MASTERS TOURNAMENT

Augusta National GC, Augusta, GA
Par: 36-36-72 Yards: 6,985

Purse: \$4,000,000
April 8-11, 1999



LEADERS: First Round—Nick Price, Scott McCarron, Davis Love III and Brandel Chamblee each shot 3-under-par 69. Mark O'Meara, Lee Janzen, Jeff Sluman, Colin Montgomerie, Justin Leonard, Andrew Magee and Jose Maria Olazabal trailed by one stroke. **Second Round**—Olazabal, at 6-under-par 136, held a one-stroke lead over McCarron. Greg Norman and Janzen were three back. **Third Round**—Olazabal, at 7-under-par 209, held a one-stroke lead over Norman. Steve Pate and Love trailed by two



CUT: 56 players at 4-over-par 148 from a field of 96.

WEATHER: Play was suspended at 5:05 p.m. Thursday due to lightning in the area. Play resumed at 6:40 p.m., then was suspended again at 7:50 p.m. due to darkness with 12 players still on the course. The first round resumed at 9:00 a.m. Friday, while the second round started as scheduled at 8:15 a.m. Warm and partly cloudy Friday through Sunday, with winds gusting to 16 mph Sunday.

Winner: Jose Maria Olazabal 70-66-73-71 280 \$720,000.00

Davis Love III	2	69-72-70-71	282	\$432,000.00	Rocco Mediate	T27	73-74-69-76	292	\$29,000.00
Greg Norman	3	71-68-71-73	283	\$272,000.00	Tom Lehman	T31	73-72-73-75	293	\$23,720.00
Bob Estes	T4	71-72-69-72	284	\$176,000.00	Shigeki Maruyama	T31	78-70-71-74	293	\$23,720.00
Steve Pate	T4	71-75-65-73	284	\$176,000.00	Mark O'Meara	T31	70-76-69-78	293	\$23,720.00
David Duval	T6	71-74-70-70	285	\$125,200.00	Jeff Sluman	T31	70-75-70-78	293	\$23,720.00
Carlos Franco	T6	72-72-68-73	285	\$125,200.00	Brian Watts	T31	73-73-70-77	293	\$23,720.00
Phil Mickelson	T6	74-69-71-71	285	\$125,200.00	John Huston	T36	74-72-71-77	294	\$20,100.00
Nick Price	T6	69-72-72-72	285	\$125,200.00	Andrew Magee	T36	70-77-72-75	294	\$20,100.00
Lee Westwood	T6	75-71-68-71	285	\$125,200.00	Billy Andrade	T38	76-72-72-75	295	\$17,200.00
Steve Elkington	T11	72-70-71-74	287	\$92,000.00	Mark Brooks	T38	76-72-75-72	295	\$17,200.00
Bernhard Langer	T11	76-66-72-73	287	\$92,000.00	Ray Floyd	T38	74-73-72-76	295	\$17,200.00
Colin Montgomerie ..	T11	70-72-71-74	287	\$92,000.00	Craig Stadler	T38	72-76-70-77	295	\$17,200.00
Jim Furyk	T14	72-73-70-73	288	\$70,000.00	Steve Stricker	T38	75-72-69-79	295	\$17,200.00
Lee Janzen	T14	70-69-73-76	288	\$70,000.00	Sergio Garcia	T38	72-75-75-73	295	Amateur
Brandt Jobe	T14	72-71-74-71	288	\$70,000.00	Jay Haas	T44	74-69-79-75	297	\$14,000.00
Ian Woosnam	T14	71-74-71-72	288	\$70,000.00	Tim Herron	T44	75-69-74-79	297	\$14,000.00
Brandel Chamblee ...	T18	69-73-75-72	289	\$52,160.00	Scott Hoch	T44	75-73-70-79	297	\$14,000.00
Bill Glasson	T18	72-70-73-74	289	\$52,160.00	Tom McKnight	T44	73-74-73-77	297	Amateur
Justin Leonard	T18	70-72-73-74	289	\$52,160.00	Sandy Lyle	T48	71-77-70-80	298	\$12,000.00
Scott McCarron	T18	69-68-76-76	289	\$52,160.00	Craig Parry	T48	75-73-73-77	298	\$12,000.00
Tiger Woods	T18	72-72-70-75	289	\$52,160.00	Chris Perry	T50	73-72-74-80	299	\$10,960.00
Larry Mize	23	76-70-72-72	290	\$41,600.00	Matt Kuchar	T50	77-71-73-78	299	Amateur
Brad Faxon	T24	74-73-68-76	291	\$35,200.00	Olin Browne	T52	74-74-72-80	300	\$9,980.00
Per-Ulrik Johansson	T24	75-72-71-73	291	\$35,200.00	John Daly	T52	72-76-71-81	300	\$9,980.00
Vijay Singh	T24	72-76-71-72	291	\$35,200.00	Payne Stewart	T52	73-75-77-75	300	\$9,980.00
Stewart Cink	T27	74-70-71-77	292	\$29,000.00	Bob Tway	T52	75-73-78-74	300	\$9,980.00
Fred Couples	T27	74-71-76-71	292	\$29,000.00	Trevor Immelman	56	72-76-78-79	305	Amateur
Ernie Els	T27	71-72-69-80	292	\$29,000.00					

The following players did not finish (C=cut, W=withdrew, D=disqualified)

C—149- Thomas Bjorn, Fred Funk, Miguel Angel Jimenez, Frank Lickliter, Fuzzy Zoeller. **150-** Stuart Appleby, John Cook, J.P. Hayes, Jumbo Ozaki. **151-** Charles Coody, Jesper Parnevik, Patrik Sjolund, Tom Watson, Willie Wood. **152-** Paul Azinger, Mark Calcavecchia, Gabriel Hjertstedt, Hank Kuehne, Loren Roberts. **153-** Darren Clarke, Ben Crenshaw, Nick Faldo, Billy Mayfair, Corey Pavin. **154-** Jeff Maggert, David Toms, Scott Verplank. **155-** Glen Day, Trevor Dodds, Hal Sutton. **156-** Seve Ballesteros, Steve Jones. **158-** Gary Player. **159-** Tommy Aaron. **161-** Arnold Palmer. **162-** John "Spider" Miller. **166-** Joe Durant. **W—80-** Gay Brewer. **86-** Billy Casper. **88-** Doug Ford.


MASTERS TOURNAMENT



TOURNAMENT HISTORY

Year	Winner	Score	Runner-up	Score
1934	Horton Smith	284	Craig Wood	285
1935	*Gene Sarazen (144)	282	Craig Wood (149)	282
1936	Horton Smith	285	Harry Cooper	286
1937	Byron Nelson	283	Ralph Guldahl	285
1938	Henry Picard	285	Ralph Guldahl	287
			Harry Cooper	
1939	Ralph Guldahl	279	Sam Snead	280
1940	Jimmy Demaret	280	Lloyd Mangrum	284
1941	Craig Wood	280	Byron Nelson	283
1942	*Byron Nelson (69)	280	Ben Hogan (70)	280
1943-				
1945	No Tournaments—World War II			
1946	Herman Keiser	282	Ben Hogan	283
1947	Jimmy Demaret	281	Byron Nelson	283
			Frank Stranahan	
1948	Claude Harmon	279	Cary Middlecoff	284
1949	Sam Snead	282	Johnny Bulla	285
			Lloyd Mangrum	
1950	Jimmy Demaret	283	Jim Ferrier	285
1951	Ben Hogan	280	Skee Riegel	282
1952	Sam Snead	286	Jack Burke, Jr.	290
1953	Ben Hogan	274	Ed Oliver, Jr.	279
1954	*Sam Snead (70)	289	Ben Hogan (71)	289
1955	Cary Middlecoff	279	Ben Hogan	286
1956	Jack Burke, Jr.	289	Ken Venturi	290
1957	Doug Ford	282	Sam Snead	286
1958	Arnold Palmer	284	Doug Ford	285
			Fred Hawkins	
1959	Art Wall, Jr.	284	Cary Middlecoff	285
1960	Arnold Palmer	282	Ken Venturi	283
1961	Gary Player	280	Charles R. Coe	281
			Arnold Palmer	
1962	*Arnold Palmer (68)	280	Gary Player (71)	280
			Dow Finsterwald (77)	
1963	Jack Nicklaus	286	Tony Lema	287
1964	Arnold Palmer	276	Dave Marr	282
			Jack Nicklaus	
1965	Jack Nicklaus	271	Arnold Palmer	280
			Gary Player	
1966	*Jack Nicklaus (70)	288	Tommy Jacobs (72)	288
			Gay Brewer, Jr. (78)	
1967	Gay Brewer, Jr.	280	Bobby Nichols	281
1968	Bob Goalby	277	Roberto De Vincenzo	278
1969	George Archer	281	Billy Casper	282
			George Knudson	
			Tom Weiskopf	
1970	*Billy Casper (69)	279	Gene Littler (74)	279
1971	Charles Coody	279	Johnny Miller	281
			Jack Nicklaus	
1972	Jack Nicklaus	286	Bruce Crampton	289
			Bobby Mitchell	
			Tom Weiskopf	
1973	Tommy Aaron	283	J. C. Snead	284
1974	Gary Player	278	Tom Weiskopf	280
			Dave Stockton	
1975	Jack Nicklaus	276	Johnny Miller	277
			Tom Weiskopf	

MASTERS TOURNAMENT



TOURNAMENT HISTORY

Year	Winner	Score	Runner-up	Score
1976	Ray Floyd	271	Ben Crenshaw	279
1977	Tom Watson	276	Jack Nicklaus	278
1978	Gary Player	277	Hubert Green	278
			Rod Funseth	
			Tom Watson	
1979	*Fuzzy Zoeller	280	Ed Sneed	280
			Tom Watson	
1980	Seve Ballesteros	275	Gibby Gilbert	279
			Jack Newton	
1981	Tom Watson	280	Johnny Miller	282
			Jack Nicklaus	
1982	*Craig Stadler	284	Dan Pohl	284
1983	Seve Ballesteros	280	Ben Crenshaw	284
			Tom Kite	
1984	Ben Crenshaw	277	Tom Watson	279
1985	Bernhard Langer	282	Curtis Strange	284
			Seve Ballesteros	
			Raymond Floyd	
1986	Jack Nicklaus	279	Greg Norman	280
			Tom Kite	
1987	*Larry Mize	285	Seve Ballesteros	285
			Greg Norman	
1988	Sandy Lyle	281	Mark Calcavecchia	282
1989	*Nick Faldo	283	Scott Hoch	283
1990	*Nick Faldo	278	Raymond Floyd	278
1991	Ian Woosnam	277	Jose Maria Olazabal	278
1992	Fred Couples	275	Raymond Floyd	277
1993	Bernhard Langer	277	Chip Beck	281
1994	Jose Maria Olazabal	279	Tom Lehman	281
1995	Ben Crenshaw	274	Davis Love III	275
1996	Nick Faldo	276	Greg Norman	281
1997	Tiger Woods	270	Tom Kite	282
1998	Mark O'Meara	279	David Duval	280
			Fred Couples	
1999	Jose Maria Olazabal	280	Davis Love III	282

Tournament Record: 270—Tiger Woods, 1997
 Course Record: 63—Nick Price, 1986; Greg Norman, 1996
 KEY: * = Playoff *Figures in parentheses indicate playoff scores.*

1999 MCI CLASSIC

Harbour Town GL, Hilton Head Island, SC
Par: 36-35-71 Yards: 6,916

Purse: \$2,500,000
April 15-18, 1999



LEADERS: First Round—Steve Flesch and Jeff Maggert shot 6-under-par 65 to lead by one stroke over Per-Ulrik Johansson, Steve Pate, Scott Hoch and John Cook. **Second Round**—Payne Stewart fired a 7-under-par 64 for a 10-under-par 132 total. Stewart led by one stroke over Cook and by two over Johansson. **Third Round**—Chris Perry, at 10-under-par 203, led by one stroke over John Huston and Stewart.



PRO-AM: \$10,000. Nick Faldo, 52, \$2,000.

CUT: 73 players at 1-over-par 143 from a field of 127.

WEATHER: Partly sunny and windy Thursday and Friday. Winds gusted to 35 mph Friday. Overcast early Saturday, giving way to sunny skies by early afternoon. Sunday play was conducted under cloudless skies. Temperatures reached the low 70s each day.

Winner: Glen Day 70-68-70-66 274 \$450,000.00

(Won playoff with birdie-3 on first extra hole)

Jeff Sluman	T2	72-67-68-67	274	\$220,000.00	Phil Mickelson	T36	74-67-71-71	283	\$11,267.86
Payne Stewart	T2	68-64-72-70	274	\$220,000.00	Craig Parry	T36	71-71-69-72	283	\$11,267.86
Chris Perry	4	69-66-68-72	275	\$120,000.00	Mike Reid	T36	69-69-73-72	283	\$11,267.86
Nolan Henke	T5	71-70-65-70	276	\$91,250.00	Tom Lehman	T36	68-71-69-75	283	\$11,267.85
John Huston	T5	68-67-69-72	276	\$91,250.00	Doug Tewell	T36	71-72-66-74	283	\$11,267.85
Corey Pavin	T5	70-69-68-69	276	\$91,250.00	Mark Brooks	T43	68-73-69-74	284	\$8,016.67
Lee Janzen	T8	67-70-68-72	277	\$75,000.00	Clark Dennis	T43	70-70-74-70	284	\$8,016.67
Bob Tway	T8	69-73-68-67	277	\$75,000.00	Per-Ulrik Johansson	T43	66-68-77-73	284	\$8,016.67
Scott Gump	T10	72-69-65-72	278	\$65,000.00	Len Mattiace	T43	68-71-73-72	284	\$8,016.67
Mike Weir	T10	71-69-70-68	278	\$65,000.00	John Cook	T43	66-67-74-77	284	\$8,016.66
Scott Hoch	T12	66-70-71-72	279	\$47,500.00	Donnie Hammond ..	T43	67-74-68-75	284	\$8,016.66
Peter Jacobsen ..	T12	71-70-67-71	279	\$47,500.00	Chris Riley	T49	71-71-72-71	285	\$6,057.15
Skip Kendall	T12	69-72-65-73	279	\$47,500.00	David Sutherland ..	T49	71-68-74-72	285	\$6,057.15
Rocco Mediate ..	T12	69-70-70-70	279	\$47,500.00	Nick Faldo	T49	69-73-67-76	285	\$6,057.14
Patrik Sjolund ..	T12	71-71-65-72	279	\$47,500.00	Steve Flesch	T49	65-71-74-75	285	\$6,057.14
Craig Stadler	T12	69-70-71-69	279	\$47,500.00	Frank Lickliter	T49	71-69-71-74	285	\$6,057.14
Steve Pate	T18	66-72-73-69	280	\$28,333.34	Loren Roberts	T49	71-71-69-74	285	\$6,057.14
Vijay Singh	T18	69-72-68-71	280	\$28,333.34	Esteban Toledo	T49	73-68-72-72	285	\$6,057.14
Tiger Woods	T18	70-70-69-71	280	\$28,333.34	Billy Andrade	T56	68-72-72-74	286	\$5,625.00
Jay Don Blake	T18	69-73-66-72	280	\$28,333.33	Brent Geiberger	T56	73-69-73-71	286	\$5,625.00
David Frost	T18	72-70-64-74	280	\$28,333.33	Wayne Grady	T56	73-67-75-71	286	\$5,625.00
Fred Funk	T18	69-67-72-72	280	\$28,333.33	Scott McCarron	T56	71-70-70-75	286	\$5,625.00
Mike Hulbert	T18	68-69-70-73	280	\$28,333.33	Brad Fabel	T60	72-71-70-74	287	\$5,400.00
Jerry Kelly	T18	71-68-67-74	280	\$28,333.33	Paul Goydos	T60	70-73-67-77	287	\$5,400.00
Mark Wiebe	T18	71-67-70-72	280	\$28,333.33	Colin Montgomerie .	T60	71-67-76-73	287	\$5,400.00
Tim Herron	T27	70-73-69-69	281	\$17,750.00	Nick Price	T60	70-67-73-77	287	\$5,400.00
Jeff Maggert	T27	65-73-70-73	281	\$17,750.00	Larry Rinker	T60	70-72-70-75	287	\$5,400.00
Larry Mize	T27	67-70-70-74	281	\$17,750.00	Fulton Allem	T65	70-73-70-75	288	\$5,225.00
Lee Porter	T27	70-72-69-70	281	\$17,750.00	Chip Sullivan	T65	68-73-76-71	288	\$5,225.00
Willie Wood	T27	70-71-70-70	281	\$17,750.00	Brian Henninger	67	69-71-75-74	289	\$5,150.00
Scott Dunlap	T32	68-69-73-72	282	\$14,468.75	Greg Norman	68	74-69-73-74	290	\$5,100.00
Bob Estes	T32	69-69-71-73	282	\$14,468.75	Frank Nobilo	69	71-71-75-74	291	\$5,050.00
Dennis Paulson ..	T32	73-67-71-71	282	\$14,468.75	Robert Damron	T70	75-68-72-77	292	\$4,975.00
Grant Waite	T32	72-69-73-68	282	\$14,468.75	Trevor Dodds	T70	69-72-77-74	292	\$4,975.00
Jim Carter	T36	69-71-71-72	283	\$11,267.86	Jay Haas	72	71-71-74-78	294	\$4,900.00
Dudley Hart	T36	68-74-70-71	283	\$11,267.86	Davis Love III	WD	68-75-74		

The following players did not finish (C=cut, W=withdrew, D=disqualified)

C—143- Jesper Parnevik. **144-** Olin Browne, Harrison Frazar, Gene Sauers, Joey Sindelar. **145-** Russ Cochran, Brad Faxon, Franklin Langham, Justin Leonard, Billy Mayfair, Mike Springer, Scott Verplank, Lanny Wadkins, Charles Warren, Tom Watson, Fuzzy Zoeller. **146-** Steve Lowery, Doug Martin, Kenny Perry, Lee Rinker, Kevin Sutherland, Kevin Wentworth. **147-** Michael Bradley, J.L. Lewis, Jeb Stuart. **148-** Andy Bean, Jim Gallagher, Jr., Bradley Hughes, Andrew Magee, Blaine McCallister, Tom Pernice, Jr. **149-** Chris DiMarco, J.P. Hayes, Tom Kite, Bobby Wadkins. **150-** Doug Barron, Ben Bates, Chip Beck, Bob Friend, Jeff Gallagher, Bill Lewis, Ted Tryba. **152-** Neal Lancaster, Tom Purtzer, Phil Tataurangi, Omar Uresti. **154-** Barry Cheesman. **155-** Brandel Chamblee, Chris Tucker. **156-** Doug Dunakey. **160-** David Seawell. **74-** Phil Blackmar. **75-** Mark McCumber. **77-** David Edwards.

MCI CLASSIC



TOURNAMENT HISTORY

Year	Winner	Score	Runner-up	Score	Location	Par/Yards
HERITAGE CLASSIC						
1969	Arnold Palmer	283	Richard Crawford Bert Yancey	286	Harbour Town GL, Hilton Head, SC	71/6657
1970	Bob Goalby	280	Lanny Wadkins	284	Harbour Town GL, Hilton Head, SC	71/6657
SEA PINES HERITAGE CLASSIC						
1971	Hale Irwin	279	Bob Lunn	280	Harbour Town GL, Hilton Head, SC	71/6657
1972	Johnny Miller	281	Tom Weiskopf	282	Ocean Course, Hilton Head, SC (first two rounds)	72/6600
					Harbour Town GL, Hilton Head, SC (second two rounds)	71/6657
1973	Hale Irwin	272	Jerry Heard Grier Jones	277	Harbour Town GL, Hilton Head, SC	71/6657
1974	Johnny Miller	276	Gibby Gilbert	279	Harbour Town GL, Hilton Head, SC	71/6657
1975	Jack Nicklaus	271	Tom Weiskopf	274	Harbour Town GL, Hilton Head, SC	71/6657
1976	Hubert Green	274	Jerry McGee	279	Harbour Town GL, Hilton Head, SC	71/6657
1977	Graham Marsh	273	Tom Watson	274	Harbour Town GL, Hilton Head, SC	71/6657
1978	Hubert Green	277	Hale Irwin	280	Harbour Town GL, Hilton Head, SC	71/6657
1979	Tom Watson	270	Ed Sneed	275	Harbour Town GL, Hilton Head, SC	71/6657
1980	*Doug Tewell	280	Jerry Pate	280	Harbour Town GL, Hilton Head, SC	71/6657
1981	Bill Rogers	278	Bruce Devlin Hale Irwin Gil Morgan Craig Stadler	279	Harbour Town GL, Hilton Head, SC	71/6657
1982	*Tom Watson	280	Frank Conner	280	Harbour Town GL, Hilton Head, SC	71/6657
1983	Fuzzy Zoeller	275	Jim Nelford	277	Harbour Town GL, Hilton Head, SC	71/6657
1984	Nick Faldo	270	Tom Kite	271	Harbour Town GL, Hilton Head, SC	71/6657
1985	*Bernhard Langer	273	Bobby Wadkins	273	Harbour Town GL, Hilton Head, SC	71/6657
1986	Fuzzy Zoeller	276	Chip Beck Roger Maltbie Greg Norman	277	Harbour Town GL, Hilton Head, SC	71/6657
MCI HERITAGE CLASSIC						
1987	Davis Love III	271	Steve Jones	272	Harbour Town GL, Hilton Head, SC	71/6657
1988	Greg Norman	271	David Frost Gil Morgan	272	Harbour Town GL, Hilton Head, SC	71/6657
1989	Payne Stewart	268	Kenny Perry	273	Harbour Town GL, Hilton Head, SC	71/6657
1990	*Payne Stewart	276	Steve Jones Larry Mize	276	Harbour Town GL, Hilton Head, SC	71/6657
1991	Davis Love III	271	Ian Baker-Finch	273	Harbour Town GL, Hilton Head, SC	71/6657
1992	Davis Love III	269	Chip Beck	273	Harbour Town GL, Hilton Head, SC	71/6657
1993	David Edwards	273	David Frost	275	Harbour Town GL, Hilton Head, SC	71/6657
1994	Hale Irwin	266	Greg Norman	268	Harbour Town GL, Hilton Head, SC	71/6657
MCI CLASSIC						
1995	*Bob Tway	275	David Frost Nolan Henke	275	Harbour Town GL, Hilton Head, SC	71/6657
1996	Loren Roberts	265	Mark O'Meara	268	Harbour Town GL, Hilton Head, SC	71/6912
1997	Nick Price	269	Brad Faxon Jesper Parnevik	275	Harbour Town GL, Hilton Head, SC	71/6915
1998	Davis Love III	266	Glen Day	273	Harbour Town GL, Hilton Head, SC	71/6916
1999	*Glen Day	274	Jeff Sluman Payne Stewart	274	Harbour Town GL, Hilton Head, SC	71/6916

Tournament Record: 265—Loren Roberts, 1996
Course Record: 61—David Frost, 1994

KEY: * = Playoff

1999 GREATER GREENSBORO CHRYSLER CLASSIC

Forest Oaks CC, Greensboro, NC
Par: 36-36-72 Yards: 7,062

Purse: \$2,600,000
April 22-25, 1999



LEADERS: First Round—Jesper Parnevik fired a 7-under-par 65 to lead by one stroke over Dudley Hart and Steve Lowery. Robin Freeman and Jim Furyk were another stroke back. **Second Round**—Parnevik added a 9-under-par 63, for a tournament-record 16-under-par 128, to lead by two strokes over Maggert, who tied the course record with a 10-under-par 62, and Furyk, who shot 63. **Third Round**—Parnevik, after a 5-under-par 67, set the 54-hole tournament record with his 21-under-par 195. Furyk was three strokes back.



PRO-AM: \$10,000. Jay Don Blake, 56, \$2,000.

CUT: 71 players at 1-under-par 143 from a field of 156.

WEATHER: Sunny, warm and windy Thursday and Friday, with temperatures reaching the mid 80s. Overcast and cool early Saturday, giving way to partly sunny conditions with temperatures in the low 60s. Beautiful Sunday, with temperatures in the high 60s.


Winner: Jesper Parnevik 65-63-67-70 265 \$468,000.00

Jim Furyk	2	67-63-68-69	267	\$280,800.00	Tim Herron	T37	69-69-77-70	285	\$12,220.00
Jeff Maggert	3	68-62-75-68	273	\$176,800.00	Jerry Kelly	T37	69-69-76-71	285	\$12,220.00
Dudley Hart	4	66-65-71-72	274	\$124,800.00	Dennis Paulson ..	T37	69-69-75-72	285	\$12,220.00
Tom Lehman	5	69-68-69-69	275	\$104,000.00	Ben Bates	T40	73-69-74-70	286	\$10,400.00
Paul Stankowski ..	T6	70-69-71-66	276	\$90,350.00	Danny Briggs	T40	70-72-71-73	286	\$10,400.00
Kirk Triplett	T6	69-68-71-68	276	\$90,350.00	Stewart Cink	T40	72-70-68-76	286	\$10,400.00
Trevor Dodds	8	71-65-72-69	277	\$80,600.00	Wayne Grady	T40	74-64-76-72	286	\$10,400.00
Phil Blackmar	T9	71-69-70-68	278	\$70,200.00	Emlyn Aubrey	T44	69-69-74-75	287	\$8,320.00
J.L. Lewis	T9	70-65-74-69	278	\$70,200.00	Eric Booker	T44	72-71-71-73	287	\$8,320.00
Vijay Singh	T9	70-70-70-68	278	\$70,200.00	Steve Elkington ..	T44	71-68-75-73	287	\$8,320.00
Neal Lancaster	12	69-70-69-71	279	\$59,800.00	Lee Porter	T44	75-68-71-73	287	\$8,320.00
Jim Carter	T13	72-66-73-69	280	\$48,750.00	Paul Goydos	T48	72-69-74-73	288	\$6,534.67
Brad Faxon	T13	71-70-70-69	280	\$48,750.00	Kent Jones	T48	71-72-75-70	288	\$6,534.67
Greg Kraft	T13	75-66-69-70	280	\$48,750.00	Wayne Levi	T48	70-69-76-73	288	\$6,534.67
Sean Murphy	T13	68-71-70-71	280	\$48,750.00	Scott Verplank ..	T48	73-70-70-75	288	\$6,534.67
Brad Fabel	T17	73-69-70-69	281	\$35,186.67	Robert Damron ..	T48	71-71-69-77	288	\$6,534.66
Donnie Hammond ..	T17	70-70-70-71	281	\$35,186.67	Robin Freeman ..	T48	67-68-74-79	288	\$6,534.66
Rocco Mediate	T17	68-70-73-70	281	\$35,186.67	Notah Begay III ..	T54	72-70-77-70	289	\$5,980.00
Hal Sutton	T17	70-70-70-71	281	\$35,186.67	Bob Burns	T54	73-70-75-71	289	\$5,980.00
Bill Glasson	T17	74-67-68-72	281	\$35,186.66	Charles Raulerson	T54	76-66-70-77	289	\$5,980.00
Skip Kendall	T17	72-67-70-72	281	\$35,186.66	Barry Cheesman ..	T57	71-72-73-74	290	\$5,746.00
Steve Lowery	T23	66-68-73-75	282	\$26,000.00	Chris DiMarco	T57	70-72-76-72	290	\$5,746.00
Jeff Sluman	T23	73-68-71-70	282	\$26,000.00	Len Mattiace	T57	71-69-77-73	290	\$5,746.00
David Frost	T25	71-68-72-72	283	\$19,846.67	Deane Pappas	T57	72-71-75-72	290	\$5,746.00
Chris Perry	T25	69-71-73-70	283	\$19,846.67	Lee Rinker	T57	71-70-74-75	290	\$5,746.00
Omar Uresti	T25	69-71-73-70	283	\$19,846.67	Mark Wiebe	T57	70-70-72-78	290	\$5,746.00
Mike Weir	T25	70-68-74-71	283	\$19,846.67	Briny Baird	T63	73-70-73-75	291	\$5,460.00
Frank Nobilo	T25	71-68-72-72	283	\$19,846.66	Cameron Beckman	T63	68-74-75-74	291	\$5,460.00
Chris Riley	T25	71-69-71-72	283	\$19,846.66	Jimmy Green	T63	73-70-70-78	291	\$5,460.00
Woody Austin	T31	70-73-69-72	284	\$15,080.00	Jonathan Kaye	T63	71-70-78-72	291	\$5,460.00
Fred Funk	T31	68-72-72-72	284	\$15,080.00	Ted Tryba	T63	72-70-72-77	291	\$5,460.00
Jeff Gallagher	T31	70-71-71-72	284	\$15,080.00	Rick Fehr	T68	73-70-74-76	293	\$5,252.00
Mike Hulbert	T31	71-66-74-73	284	\$15,080.00	Brian Henninger ..	T68	71-71-77-74	293	\$5,252.00
Per-Ulrik Johansson	T31	72-67-71-74	284	\$15,080.00	Lanny Wadkins ..	T68	72-69-78-74	293	\$5,252.00
Kenny Perry	T31	72-71-69-72	284	\$15,080.00	Charles Warren ..	71	69-72-80-73	294	\$5,148.00

The following players did not finish (C=cut, W=withdrew, D=disqualified)

C—144- Billy Andrade, Jeff Brehaut, Mike Brisky, Robert Gamez, Scott Gump, Scott Hoch, Bradley Hughes, Tim Loutalot, John Maginnes, Perry Moss, Ted Purdy, Mike Springer, David Sutherland, Greg Sweatt, Fuzzy Zoeller. **145-** Andy Bean, Jay Don Blake, Kelly Gibson, Peter Jacobsen, Franklin Langham, Tom Pernice, Jr., Dave Stockton, Jr., Esteban Toledo. **146-** Olin Browne, Russ Cochran, Chris Couch, Jay Delsing, Clark Dennis, John Elliott, Bob Friend, Brent Geiberger, Doug Martin, Blaine McCallister, Mike Sposa, Gus Ulrich, Kevin Wentworth. **147-** Robert Allenby, Craig Barlow, Rich Beem, Michael Bradley, Greg Chalmers, R.W. Eaks, Harrison Frazar, Jim Gallagher, Jr., Pete Jordan, Tom Kite, Sandy Lyle, Clarence Rose, Tom Scherrer, David Seawell, Geoffrey Sisk, David Toms. **148-** Alan Bratton, Doug Dunakey, Scott Dunlap, Steve Flesch, David Morland, IV, Dicky Pride, Tom Purtzer, Brett Quigley, Brooks Roberts, Chip Sullivan, Bo Van Pelt. **149-** Katsumasa Miyamoto, Rory Sabbatini, Joey Sindelar, Phil Tataurangi, Grant Waite. **150-** Ty Armstrong, Chip Beck, Brian Gay. **151-** Steve Jurgensen. **152-** Danny Edwards, Joe Ogilvie, Jay Williamson. **154-** Takashi Kamiyama, Mike Standly. **155-P.H.** Horgan III, David Thore. **156-** Tom Byrum, Brian Hepler, David Ogrin. **78-** Ken Green. **81-** Gary Hallberg. **W**— Doug Tewell.


GREATER GREENSBORO CHRYSLER CLASSIC



TOURNAMENT HISTORY

Year	Winner	Score	Runner-up	Score	Location	Par/Yards
GREATER GREENSBORO OPEN						
1938	Sam Snead	272	Johnny Revolta	276	Starmount Forest CC, Greensboro, NC Sedgefield CC, Greensboro, NC	71/6630 70/6680
1939	Ralph Guldahl	280	Clayton Heafner Lawson Little	283	Starmount Forest CC, Greensboro, NC Sedgefield CC, Greensboro, NC	71/6630 70/6680
1940	Ben Hogan	270	Craig Wood	279	Starmount Forest CC, Greensboro, NC Sedgefield CC, Greensboro, NC	71/6630 70/6680
1941	Byron Nelson	276	Victor Ghezzi	278	Starmount Forest CC, Greensboro, NC Sedgefield CC, Greensboro, NC	71/6630 70/6680
1942	Sam Byrd	279	Ben Hogan Lloyd Mangrum	281	Starmount Forest CC, Greensboro, NC	71/6630
1943- 1944	No Tournaments					
1945	Byron Nelson	271	Sam Byrd	279	Starmount Forest CC, Greensboro, NC	71/6630
1946	Sam Snead	270	Herman Keiser	276	Sedgefield CC, Greensboro, NC	70/6680
1947	Vic Ghezzi	286	Frank Stranahan	288	Starmount Forest CC, Greensboro, NC	71/6630
1948	Lloyd Mangrum	278	Lew Worsham	279	Sedgefield CC, Greensboro, NC	70/6680
1949	*Sam Snead	276	Lloyd Mangrum	276	Starmount Forest CC, Greensboro, NC	71/6630
1950	Sam Snead	269	Jimmy Demaret	279	Sedgefield CC, Greensboro, NC	70/6680
1951	Art Doering	279	Jim Ferrier	284	Starmount Forest CC, Greensboro, NC	71/6630
1952	Dave Douglas	277	Bobby Locke	278	Starmount Forest CC, Greensboro, NC	71/6630
1953	*Earl Stewart	275	Sam Snead	275	Sedgefield CC, Greensboro, NC	70/6680
1954	*Doug Ford	283	Marty Furgol	283	Starmount Forest CC, Greensboro, NC	71/6630
1955	Sam Snead	273	Julius Boros Art Wall	274	Sedgefield CC, Greensboro, NC	70/6680
1956	*Sam Snead	279	Fred Wampler	279	Starmount Forest CC, Greensboro, NC	71/6630
1957	Stan Leonard	276	Mike Souchak	279	Sedgefield CC, Greensboro, NC	70/6680
1958	Bob Goalby	275	Dow Finsterwald Don January Tony Lema Sam Snead Art Wall	277	Starmount Forest CC, Greensboro, NC	71/6630
1959	Dow Finsterwald	278	Art Wall	280	Starmount Forest CC, Greensboro, NC	71/6630
1960	Sam Snead	270	Dow Finsterwald	272	Starmount Forest CC, Greensboro, NC	71/6630
1961	Mike Souchak	276	Sam Snead	283	Sedgefield CC, Greensboro, NC	70/6680
1962	Billy Casper	275	Mike Souchak	276	Sedgefield CC, Greensboro, NC	70/6680
1963	Doug Sanders	270	Jimmy Clark	274	Sedgefield CC, Greensboro, NC	70/6680
1964	*Julius Boros	277	Doug Sanders	277	Sedgefield CC, Greensboro, NC	70/6680
1965	Sam Snead	273	Billy Casper Jack McGowan Phil Rodgers	278	Sedgefield CC, Greensboro, NC	70/6680
1966	*Doug Sanders	276	Tom Weiskopf	276	Sedgefield CC, Greensboro, NC	70/6680
1967	George Archer	267	Doug Sanders	269	Sedgefield CC, Greensboro, NC	70/6680
1968	Billy Casper	267	George Archer Gene Littler Bobby Nichols	271	Sedgefield CC, Greensboro, NC	70/6680
1969	*Gene Littler	274	Julius Boros Orville Moody Tom Weiskopf	274	Sedgefield CC, Greensboro, NC	70/6680
1970	Gary Player	271	Miller Barber	273	Sedgefield CC, Greensboro, NC	71/7034
1971	*Bud Allin	275	Dave Eichelberger Rod Funseth	275	Sedgefield CC, Greensboro, NC	71/7034
1972	*George Archer	272	Tommy Aaron	272	Sedgefield CC, Greensboro, NC	71/7034
1973	Chi Chi Rodriguez	267	Lou Graham Ken Still	268	Sedgefield CC, Greensboro, NC	71/7012
1974	Bob Charles	270	Ray Floyd Lee Trevino	271	Sedgefield CC, Greensboro, NC	71/7012

GREATER GREENSBORO CHRYSLER CLASSIC



TOURNAMENT HISTORY

Year	Winner	Score	Runner-up	Score	Location	Par/Yards
1975	Tom Weiskopf	275	Al Geiberger	278	Sedgefield CC, Greensboro, NC	71/6643
1976	Al Geiberger	268	Lee Trevino	270	Sedgefield CC, Greensboro, NC	71/6643
1977	Danny Edwards	276	George Burns	280	Forest Oaks CC, Greensboro, NC	72/7075
			Larry Nelson			
1978	Seve Ballesteros	282	Jack Renner	283	Forest Oaks CC, Greensboro, NC	72/6958
			Fuzzy Zoeller			
1979	Raymond Floyd	282	George Burns	283	Forest Oaks CC, Greensboro, NC	72/6958
			Gary Player			
1980	Craig Stadler	275	George Burns	281	Forest Oaks CC, Greensboro, NC	72/6958
			Bill Kratzert			
			Jack Newton			
			Jerry Pate			
1981	*Larry Nelson	281	Mark Hayes	281	Forest Oaks CC, Greensboro, NC	72/6984
1982	Danny Edwards	285	Bobby Clampett	286	Forest Oaks CC, Greensboro, NC	72/6984
1983	Lanny Wadkins	275	Craig Stadler	280	Forest Oaks CC, Greensboro, NC	72/6984
			Denis Watson			
1984	Andy Bean	280	George Archer	282	Forest Oaks CC, Greensboro, NC	72/6984
1985	Joey Sindelar	285	Isao Aoki	286	Forest Oaks CC, Greensboro, NC	72/6984
			Craig Stadler			
1986	Sandy Lyle	275	Andy Bean	277	Forest Oaks CC, Greensboro, NC	72/6984
1987	Scott Simpson	282	Clarence Rose	284	Forest Oaks CC, Greensboro, NC	72/6984
KMART GREATER GREENSBORO OPEN						
1988	*Sandy Lyle	271	Ken Green	271	Forest Oaks CC, Greensboro, NC	72/6984
1989	Ken Green	277	John Huston	279	Forest Oaks CC, Greensboro, NC	72/6984
1990	Steve Elkington	282	Mike Reid	284	Forest Oaks CC, Greensboro, NC	72/6984
			Jeff Sluman			
1991	*Mark Brooks	275	Gene Sauers	275	Forest Oaks CC, Greensboro, NC	72/6984
1992	Davis Love III	272	John Cook	278	Forest Oaks CC, Greensboro, NC	72/6984
1993	*Rocco Mediate	281	Steve Elkington	281	Forest Oaks CC, Greensboro, NC	72/6984
1994	Mike Springer	275	Brad Bryant	278	Forest Oaks CC, Greensboro, NC	72/6984
			Ed Humenik			
			Hale Irwin			
1995	Jim Gallagher, Jr.	274	Peter Jacobsen	275	Forest Oaks CC, Greensboro, NC	72/6984
			Jeff Sluman			
GREATER GREENSBORO CHRYSLER CLASSIC						
1996	Mark O'Meara	274	Duffy Waldorf	276	Forest Oaks CC, Greensboro, NC	72/7062
1997	*Frank Nobilo	274	Brad Faxon	274	Forest Oaks CC, Greensboro, NC	72/7062
1998	*Trevor Dodds	276	Scott Verplank	276	Forest Oaks CC, Greensboro, NC	72/7062
1999	Jesper Parnevik	265	Jim Furyk	267	Forest Oaks CC, Greensboro, NC	72/7062

Tournament Record: 265—Jesper Parnevik, 1999

Current Course Record: 62—Davis Love III, 1992; Mark O'Meara, 1996; Jeff Maggert, 1999

KEY: * = Playoff


1999 SHELL HOUSTON OPEN



Tournament Players Course at The Woodlands
The Woodlands, TX
Par: 36-36-72 Yards: 7,018

Purse: \$2,500,000
April 29-May 2, 1999

LEADERS: First Round—Eric Booker opened with a 6-under-par 66. Omar Uresti trailed by one stroke, while seven other players were two back. **Second Round**—Hal Sutton and Joey Sindelar, at 8-under-par 136, held a one-stroke lead over Jeff Gallagher. Stuart Appleby, Uresti and Mark Wiebe were two back. **Third Round**—Sutton, at 11-under-par 205, had a two-stroke lead over Sindelar. Frank Lickliter, Appleby, Clarence Rose and Loren Roberts were three back.



CUT: 75 players at 1-over-par 145 from a field of 156.

PRO-AM: \$10,000. Team—Blaine McCallister, 49, \$2,000

WEATHER: Hot and humid Thursday. Cooler and pleasant the rest of the week, with 10-20 mph winds Friday through Sunday.

Winner: Stuart Appleby 70-68-70-71 279 \$450,000.00

John Cook	T2	68-74-68-70	280	\$220,000.00	Phil Tataurangi	T33	71-72-71-74	288	\$12,928.57
Hal Sutton	T2	68-68-69-75	280	\$220,000.00	Notah Begay III ...	T40	73-71-70-75	289	\$9,750.00
Mark Wiebe	4	69-69-71-73	282	\$120,000.00	Brian Claar	T40	70-73-70-76	289	\$9,750.00
Clark Dennis	T5	72-69-71-71	283	\$84,750.00	Robert Gamez	T40	71-69-77-72	289	\$9,750.00
J.P. Hayes	T5	72-69-69-73	283	\$84,750.00	Rory Sabbatini	T40	73-72-70-74	289	\$9,750.00
Jonathan Kaye	T5	74-70-67-72	283	\$84,750.00	Kevin Sutherland ..	T40	71-71-76-71	289	\$9,750.00
Loren Roberts	T5	72-69-67-75	283	\$84,750.00	Cameron Beckman ..	T45	68-74-74-74	290	\$7,150.00
Vijay Singh	T5	71-69-70-73	283	\$84,750.00	Doug Dunakey	T45	72-70-71-77	290	\$7,150.00
Scott Hoch	T10	73-70-67-74	284	\$53,571.43	Tom Pernice, Jr. .	T45	72-70-75-73	290	\$7,150.00
Bradley Hughes ..	T10	72-72-71-69	284	\$53,571.43	Lee Porter	T45	71-72-71-76	290	\$7,150.00
Frank Lickliter ..	T10	71-68-69-76	284	\$53,571.43	Steve Stricker	T45	72-72-75-71	290	\$7,150.00
Larry Mize	T10	70-70-71-73	284	\$53,571.43	Jay Williamson ...	T45	70-74-69-77	290	\$7,150.00
Esteban Toledo ...	T10	69-71-73-71	284	\$53,571.43	Eric Booker	T51	66-74-75-76	291	\$5,788.89
Brian Watts	T10	70-70-69-75	284	\$53,571.43	Mike Brisky	T51	70-73-75-73	291	\$5,788.89
Joey Sindelar	T10	68-68-71-77	284	\$53,571.42	Olin Browne	T51	72-73-72-74	291	\$5,788.89
Bob Friend	T17	72-70-72-71	285	\$36,250.00	John Daly	T51	69-74-71-77	291	\$5,788.89
Jerry Kelly	T17	71-68-72-74	285	\$36,250.00	Peter Jacobsen ...	T51	70-74-72-75	291	\$5,788.89
Greg Kraft	T17	71-71-75-68	285	\$36,250.00	Tom Kite	T51	77-68-72-74	291	\$5,788.89
Justin Leonard ...	T17	71-69-75-70	285	\$36,250.00	Franklin Langham ..	T51	74-71-72-74	291	\$5,788.89
Tom Byrum	T21	70-72-72-72	286	\$25,000.00	Mike Standly	T51	72-73-72-74	291	\$5,788.89
Chris DiMarco	T21	71-72-72-71	286	\$25,000.00	Scott Gump	T51	69-75-70-77	291	\$5,788.88
Jimmy Green	T21	73-71-68-74	286	\$25,000.00	Phil Blackmar	T60	70-72-79-71	292	\$5,425.00
John Maginnes ...	T21	71-72-70-73	286	\$25,000.00	Pete Jordan	T60	70-73-75-74	292	\$5,425.00
Craig Parry	T21	70-70-73-73	286	\$25,000.00	Payne Stewart	T60	74-70-72-76	292	\$5,425.00
Omar Uresti	T21	67-71-72-76	286	\$25,000.00	D.A. Weibring	T60	69-76-73-74	292	\$5,425.00
Dan Forsman	T27	71-72-72-72	287	\$17,375.00	David Duval	T64	69-70-78-76	293	\$5,250.00
Fred Funk	T27	68-77-72-70	287	\$17,375.00	Skip Kendall	T64	74-68-75-76	293	\$5,250.00
Jeff Gallagher	T27	68-69-76-74	287	\$17,375.00	Len Mattiace	T64	72-69-78-74	293	\$5,250.00
Nolan Henke	T27	70-70-78-69	287	\$17,375.00	Perry Moss	67	69-74-76-75	294	\$5,150.00
Bruce Lietzke	T27	69-73-75-70	287	\$17,375.00	Joe Ogilvie	T68	72-73-73-77	295	\$5,075.00
Clarence Rose	T27	70-74-64-79	287	\$17,375.00	David Ogrin	T68	70-75-78-72	295	\$5,075.00
David Sutherland ..	T33	68-75-79-66	288	\$12,928.58	Kelly Gibson	T70	70-69-81-76	296	\$4,950.00
Robert Allenby ...	T33	69-72-72-75	288	\$12,928.57	Craig A. Spence ..	T70	71-73-73-79	296	\$4,950.00
Barry Cheesman .	T33	71-72-72-73	288	\$12,928.57	Dave Stockton, Jr.	T70	70-73-75-78	296	\$4,950.00
Tim Loustalot	T33	74-70-75-69	288	\$12,928.57	Bob Estes	T73	69-72-78-78	297	\$4,825.00
Jeff Maggert	T33	69-73-75-71	288	\$12,928.57	Steve Lowery	T73	73-71-77-76	297	\$4,825.00
Chris Smith	T33	69-72-73-74	288	\$12,928.57	Steve Elkington	WD	69-76-65		

The following players did not finish (C=cut, W=withdrew, D=disqualified)

C—144- Katsumasa Miyamoto. 146- Danny Briggs, Mark Brooks, Jay Delsing, Scott Dunlap, Joe Durant, Brent Geiberger, P.H. Horgan III, Mike Hulbert, Kent Jones, Steve Jurgensen, Lee Rinker, Tom Scherrer, Curtis Strange, Ted Tryba, Grant Waite, Duffy Waldorf. 147- Briny Baird, R.W. Eaks, John Elliott, Brian Gay, Jay Haas, Sean Murphy, Frank Nobile, Victor Schwamkrug, Tony Sills. 148- Alan Bratton, Steve Flesch, Larry Rinker, Scott Simpson, Mike Springer. 149- Doug Barron, Rich Beem, Greg Chalmers, Robin Freeman, Doug Martin, Paul Stankowski, Willie Wood. 150- Bob Burns, Keith Fergus, Blaine McCallister, Mike Sullivan. 151- Emilyn Aubrey, Jeff Brehaut, Billy Ray Brown, Chris Couch, Ted Purdy, David Seawell, Geoffrey Sisk, Lanny Wadkins. 152- Craig Barlow, Ahmad Bateman, Ben Bates, Brian Henninger, J.L. Lewis, Jim McGovern, Deane Pappas, Brett Quigley, Charles Warren. 153- Woody Austin, Ed Brooks, Wayne Grady, Mike Heinen, Gabriel Hjertstedt, Sandy Lyle, Dicky Pride, Charles Raulerson, Bo Van Pelt. 154- Neal Lancaster. 155- Ty Armstrong, Steve Parker, Tommy Tolles. 156- Brad Bryant, Jim Gallagher, Jr.. 157- Ken Kelley. 159- Garry Rippy. 163- Paul Tesori. 169- Billy Sitton. 210- Steve Elkington. 70- Rick Fehr. W— 77- Brad Fabel, Mike Sposa.

SHELL HOUSTON OPEN



TOURNAMENT HISTORY

Year	Winner	Score	Runner-up	Score	Location	Par/Yards
TOURNAMENT OF CHAMPIONS						
1946	Byron Nelson	274	Ben Hogan	276	River Oaks CC, Houston, TX	71/6588
1947	Bobby Locke	277	Johnny Palmer Ellsworth Vines	282	Memorial Park GC, Houston, TX	72/7421
1948	No Tournament					
1949	John Palmer	272	Cary Middlecoff	273	Pine Forest CC, Houston, TX	72/6510
HOUSTON OPEN						
1950	Cary Middlecoff	277	Pete Cooper	280	Brae Burn CC, Houston, TX	72/6725
1951	Marty Furgol	277	Jack Burke, Jr.	278	Memorial Park GC, Houston, TX	70/7212
1952	Jack Burke, Jr.	277	Frank Stranahan	283	Memorial Park GC, Houston, TX	70/7212
1953	*Cary Middlecoff	283	Jim Ferrier Shelley Mayfield Earl Stewart Bill Nary	283	Memorial Park GC, Houston, TX	70/7212
1954	Dave Douglas	277	Cary Middlecoff	279	Memorial Park GC, Houston, TX	70/7212
1955	Mike Souchak	273	Jerry Barber	275	Memorial Park GC, Houston, TX	70/7212
1956	Ted Kroll	277	Jack Burke, Jr. Dave Douglas	280	Memorial Park GC, Houston, TX	70/7212
1957	Arnold Palmer	279	Doug Ford	280	Memorial Park GC, Houston, TX	70/7212
1958	Ed Oliver	281	Roberto De Vicenzo Jay Hebert	282	Memorial Park GC, Houston, TX	70/7212
HOUSTON CLASSIC						
1959	*Jack Burke, Jr.	277	Julius Boros	277	Memorial Park GC, Houston, TX	70/7212
1960	*Bill Collins	280	Arnold Palmer	280	Memorial Park GC, Houston, TX	70/7212
1961	*Jay Hebert	276	Ken Venturi	276	Memorial Park GC, Houston, TX	72/7122
1962	*Bobby Nichols	278	Jack Nicklaus Dan Sikes	278	Memorial Park GC, Houston, TX	72/7021
1963	Bob Charles	268	Fred Hawkins	269	Memorial Park GC, Houston, TX	72/7021
1964	Mike Souchak	278	Jack Nicklaus	279	Sharpstown CC, Houston, TX	71/7021
1965	Bobby Nichols	273	Bruce Devlin Chi Chi Rodriguez	274	Sharpstown CC, Houston, TX	71/7021
HOUSTON CHAMPIONS INTERNATIONAL						
1966	Arnold Palmer	275	Gardner Dickinson	276	Champions GC, Houston, TX	71/7166
(NOTE: Tournament postponed in April 1966; rescheduled to November)						
1967	Frank Beard	274	Arnold Palmer	275	Champions GC, Houston, TX	71/7166
1968	Roberto De Vicenzo	274	Lee Trevino	275	Champions GC, Houston, TX	71/7166
1969	No Tournament (Champions served as site for U.S. Open)					
1970	*Gibby Gilbert	282	Bruce Crampton	282	Champions GC, Houston, TX	70/7166
1971	*Hubert Green	280	Don January	280	Champions GC, Houston, TX	70/7166
HOUSTON OPEN						
1972	Bruce Devlin	278	Tommy Aaron Lou Graham Doug Sanders	280	Westwood CC, Houston, TX	72/6998
1973	Bruce Crampton	277	Dave Stockton	278	Quail Valley GC, Houston, TX	72/6905
1974	Dave Hill	276	Rod Curl Steve Melnyk Andy North	277	Quail Valley GC, Houston, TX	72/6905
1975	Bruce Crampton	273	Gil Morgan	275	Woodlands CC, The Woodlands, TX	72/6929
1976	Lee Elder	278	Forrest Fezler	279	Woodlands CC, The Woodlands, TX	72/6997
1977	Gene Littler	276	Lanny Wadkins	279	Woodlands CC, The Woodlands, TX	72/6997
1978	Gary Player	270	Andy Bean	271	Woodlands CC, The Woodlands, TX	72/6997
1979	Wayne Levi	268	Michael Brannan	270	Woodlands CC, The Woodlands, TX	71/6918
MICHELOB HOUSTON OPEN						
1980	*Curtis Strange	266	Lee Trevino	266	Woodlands CC, The Woodlands, TX	71/6918
1981	-Ron Streck	198	Hale Irwin Jerry Pate	201	Woodlands CC, The Woodlands, TX	71/7071
1982	*Ed Sneed	275	Bob Shearer	275	Woodlands CC, The Woodlands, TX	71/7031

SHELL HOUSTON OPEN



TOURNAMENT HISTORY

Year	Winner	Score	Runner-up	Score	Location	Par/Yards
HOUSTON COCA-COLA OPEN						
1983	David Graham	275	Lee Elder Jim Thorpe Lee Trevino	280	Woodlands CC, The Woodlands, TX	71/7031
1984	Corey Pavin	274	Buddy Gardner	275	Woodlands CC, The Woodlands, TX	71/7031
HOUSTON OPEN						
1985	Raymond Floyd	277	David Frost Bob Lohr	278	TPC at The Woodlands, The Woodlands, TX	72/7042
1986	*Curtis Strange	274	Calvin Peete	274	TPC at The Woodlands, The Woodlands, TX	72/7045
BIG I HOUSTON OPEN						
1987	*Jay Haas	276	Buddy Gardner	276	TPC at The Woodlands, The Woodlands, TX	72/7042
INDEPENDENT INSURANCE AGENT OPEN						
1988	*Curtis Strange	270	Greg Norman	270	TPC at The Woodlands, The Woodlands, TX	72/7045
1989	Mike Sullivan	280	Craig Stadler	281	TPC at The Woodlands, The Woodlands, TX	72/7042
1990	~*Tony Sills	204	Gil Morgan	204	TPC at The Woodlands, The Woodlands, TX	72/7042
1991	Fulton Allem	273	Billy Ray Brown Mike Hulbert Tom Kite	274	TPC at The Woodlands, The Woodlands, TX	72/7042
(NOTE: Tournament postponed in April 1991; rescheduled to October)						
SHELL HOUSTON OPEN						
1992	Fred Funk	272	Kirk Triplett	274	TPC at The Woodlands, The Woodlands, TX	72/7042
1993	~*Jim McGovern	199	John Huston	199	TPC at The Woodlands, The Woodlands, TX	72/7042
1994	Mike Heinen	272	Tom Kite Jeff Maggert Hal Sutton	275	TPC at The Woodlands, The Woodlands, TX	72/7042
1995	*Payne Stewart	276	Scott Hoch	276	TPC at The Woodlands, The Woodlands, TX	72/7042
1996	*Mark Brooks	274	Jeff Maggert	274	TPC at The Woodlands, The Woodlands, TX	72/7042
1997	*Phil Blackmar	276	Kevin Sutherland	276	TPC at The Woodlands, The Woodlands, TX	72/7042
1998	David Duval	276	Jeff Maggert	277	TPC at The Woodlands, The Woodlands, TX	72/7018
1999	Stuart Appleby	279	John Cook Hal Sutton	280	TPC at The Woodlands, The Woodlands, TX	72/7018

Tournament Record: 266 — Curtis Strange, 1980; Lee Trevino, 1980 (both Woodlands CC)
 Current Course Record: 62 — Fred Funk, 1992

KEY: * = Playoff ~ = Weather-shortened

SHELL HOUSTON OPEN NOTE

Curtis Strange is the only player in PGA TOUR history to win three playoffs at the same event. Strange won the 1980, 1986 and 1988 Shell Houston Opens in extra holes. He also is the tournament's only three-time winner.


COMPAQ CLASSIC OF NEW ORLEANS

English Turn G&CC
New Orleans, LA
Par: 36-36-72 Yards: 7,116

Purse: \$2,600,000
May 6-9, 1999



LEADERS: First Round—Russ Cochran, Frank Lickliter, Chris Perry, Doug Martin and Blaine McCallister opened with 7-under-par 65, while four other players, including Steve Flesch and Omar Uresti, were one stroke back. **Second Round**—Eric Booker and Uresti, at 13-under-par 131, held a two-stroke lead over Flesch. McCallister was three back. **Third Round**—Flesch, at 15-under-par 201, had a one-stroke lead over Uresti and Booker. Dudley Hart, Harrison Frazar and Carlos Franco were two back.



Cut: 83 players at 2-under-par 142 from a field of 156.

PRO-AM: \$10,000. Team—Stuart Appleby, 56, \$2,000.

WEATHER: Sunny and warm all week, with temperatures reaching the mid 80s each day. Winds gusting to 20 mph on Thursday, then diminishing each day through Sunday.

Winner: Carlos Franco 66-69-68-66 269 \$468,000.00

Steve Flesch	T2	66-67-68-70	271	\$228,800.00	Duffy Waldorf	T35	71-70-70-68	279	\$11,479.00
Harrison Frazar	T2	68-70-65-68	271	\$228,800.00	Brian Watts	T35	70-71-69-69	279	\$11,479.00
Craig Barlow	T4	66-70-70-67	273	\$107,466.67	Brian Gay	T45	70-68-71-71	280	\$8,320.00
Dennis Paulson	T4	69-69-68-67	273	\$107,466.67	Steve Lowery	T45	68-70-68-74	280	\$8,320.00
Eric Booker	T4	68-63-71-71	273	\$107,466.66	Ben Bates	T47	69-70-72-70	281	\$6,994.00
Hal Sutton	T7	68-71-69-66	274	\$81,033.34	Chris DiMarco	T47	69-70-71-71	281	\$6,994.00
Glen Day	T7	67-69-71-67	274	\$81,033.33	Donnie Hammond ..	T47	72-70-69-70	281	\$6,994.00
Craig Parry	T7	69-66-72-67	274	\$81,033.33	Brett Quigley	T47	69-72-72-68	281	\$6,994.00
Jay Don Blake	T10	72-69-65-69	275	\$67,600.00	Mathias Gronberg ..	T51	73-67-74-68	282	\$5,961.10
Dudley Hart	T10	68-70-65-72	275	\$67,600.00	Michael Bradley ..	T51	70-66-70-76	282	\$5,961.09
Doug Dunakey	T12	70-72-64-70	276	\$46,475.00	Tom Byrum	T51	69-71-71-71	282	\$5,961.09
Brad Fabel	T12	71-66-67-72	276	\$46,475.00	Robert Damron ...	T51	68-73-72-69	282	\$5,961.09
Scott Gump	T12	71-70-65-70	276	\$46,475.00	Scott Dunlap	T51	71-70-67-74	282	\$5,961.09
Scott Hoch	T12	68-68-72-68	276	\$46,475.00	Dan Forsman	T51	69-70-68-75	282	\$5,961.09
Jerry Kelly	T12	67-70-71-68	276	\$46,475.00	Kelly Gibson	T51	70-70-72-70	282	\$5,961.09
Scott McCarron ...	T12	69-71-66-70	276	\$46,475.00	Pete Jordan	T51	67-71-73-71	282	\$5,961.09
Chris Perry	T12	65-74-66-71	276	\$46,475.00	Franklin Langham ..	T51	69-73-68-72	282	\$5,961.09
Kirk Triplett	T12	75-65-66-70	276	\$46,475.00	Nick Price	T51	69-71-70-72	282	\$5,961.09
Woody Austin	T20	67-72-67-71	277	\$26,227.50	Phil Tatarangi	T51	67-74-70-71	282	\$5,961.09
Jim Carter	T20	68-70-66-73	277	\$26,227.50	Jeff Brehaut	T62	72-69-71-71	283	\$5,460.00
Skip Kendall	T20	71-68-69-69	277	\$26,227.50	Mark Brooks	T62	71-69-71-72	283	\$5,460.00
Andrew Magee	T20	70-68-70-69	277	\$26,227.50	Trevor Dodds	T62	73-69-68-73	283	\$5,460.00
Blaine McCallister ..	T20	65-69-71-72	277	\$26,227.50	Joe Durant	T62	70-72-75-66	283	\$5,460.00
Chris Smith	T20	69-68-67-73	277	\$26,227.50	P.H. Horgan III	T62	72-69-68-74	283	\$5,460.00
Steve Stricker	T20	67-73-66-71	277	\$26,227.50	Ted Purdy	T62	70-72-69-72	283	\$5,460.00
Mark Wiebe	T20	68-71-66-72	277	\$26,227.50	Mike Standly	T62	71-69-71-72	283	\$5,460.00
Robert Allenby	T28	69-72-73-64	278	\$16,918.58	Clark Dennis	T69	68-72-71-73	284	\$5,174.00
Phil Blackmar	T28	72-67-68-71	278	\$16,918.57	Doug Martin	T69	65-73-70-76	284	\$5,174.00
Neal Lancaster	T28	67-74-68-69	278	\$16,918.57	D.A. Weibring	T69	71-71-70-72	284	\$5,174.00
Frank Lickliter	T28	65-70-71-72	278	\$16,918.57	Jay Williamson ...	T69	69-70-75-70	284	\$5,174.00
David Sutherland ..	T28	67-70-72-69	278	\$16,918.57	Ronnie Black	T73	68-74-71-72	285	\$4,992.00
Ted Tryba	T28	71-71-64-72	278	\$16,918.57	Greg Chalmers	T73	73-66-71-75	285	\$4,992.00
Omar Uresti	T28	66-65-71-76	278	\$16,918.57	David Ogrin	T73	71-71-71-72	285	\$4,992.00
Briny Baird	T35	67-71-72-69	279	\$11,479.00	Russ Cochran	T76	65-73-77-71	286	\$4,810.00
Chip Beck	T35	69-70-70-70	279	\$11,479.00	Jimmy Green	T76	70-72-76-68	286	\$4,810.00
Mark Calcavecchia ..	T35	71-67-69-72	279	\$11,479.00	Gary Hallberg	T76	70-72-70-74	286	\$4,810.00
Mike Hulbert	T35	71-71-68-69	279	\$11,479.00	Mike Springer	T76	69-72-74-71	286	\$4,810.00
Sean Murphy	T35	68-72-69-70	279	\$11,479.00	Steve Jurgensen .	T80	71-70-70-76	287	\$4,654.00
Mike Reid	T35	74-68-68-69	279	\$11,479.00	Charles Raulerson ..	T80	73-68-74-72	287	\$4,654.00
Tom Scherrer	T35	69-70-72-68	279	\$11,479.00	Mike Sposa	82	71-71-69-78	289	\$4,576.00
Bob Tway	T35	70-69-70-70	279	\$11,479.00	Lee Westwood	WD	70-71-73		

The following players did not finish (C=cut, W=withdrew, D=disqualified)

C—143- Doug Barron, Notah Begay III, Billy Ray Brown, Brad Bryant, John Elliott, Brad Faxon, Bob Friend, Bill Glasson, Mike Heinen, Lee Porter, Dicky Pride, David Seawell, Dave Stockton, Jr., 144- Rich Beem, John Daly, David Duval, Robin Freeman, John Huston, J.L. Lewis, Spike McRoy, Perry Moss, Deane Pappas, Lee Rinker, Payne Stewart, David Toms, Charles Warren, 145- Ty Armstrong, Cameron Beckman, Chris Couch, Danny Edwards, Steve Pate, Chris Riley, Clarence Rose, Geoffrey Sisk, Craig A. Spence, Kevin Sutherland, Esteban Toledo, 146- Andy Bean, Danny Briggs, Bob Burns, Jay Delsing, Richard Fulkerson, Bob Gilder, Gabriel Hjertstedt, Sandy Lyle, Rory Sabbatini, Bo Van Pelt, Kevin Wentworth, Willie Wood, 147- Emyln Aubrey, Alan Bratton, Mark Carnevale, David Edwards, Jeff Gallagher, Ken Green, Kent Jones, John Maginnes, Larry Rinker, Mike Weir, 148- Jim Gallagher, Jr., Billy Mayfair, 149- David Morland, IV, Tommy Tolles, 150- Chip Sullivan, 153- David Church, Tim Loutalot, 154- Oliver Thomson, 156- David Marchand, 158- Lance Combrink, W—71- Stuart Appleby, 73- Ben Weir, 75- R.W. Eaks, 81- Paul Tesori.

COMPAQ CLASSIC OF NEW ORLEANS



TOURNAMENT HISTORY

Year	Winner	Score	Runner-up	Score	Location	Par/Yards
GREATER NEW ORLEANS OPEN INVITATIONAL						
1938	Harry Cooper	285	Harold McSpaden	289	City Park GC, New Orleans, LA	72/6656
1939	Henry Picard	284	Dick Metz	289	City Park GC, New Orleans, LA	72/6656
1940	Jimmy Demaret	286	Ralph Guldahl	287	City Park GC, New Orleans, LA	72/6656
			Harold McSpaden			
			Sam Snead			
1941	Henry Picard	276	Ben Hogan	278	City Park GC, New Orleans, LA	72/6656
1942	Lloyd Mangrum	281	Lawson Little	282	City Park GC, New Orleans, LA	72/6656
			Sam Snead			
1943	No Tournament					
1944	Sammy Byrd	285	Byron Nelson	290	City Park GC, New Orleans, LA	72/6656
1945	*Byron Nelson	284	Harold McSpaden	284	City Park GC, New Orleans, LA	72/6656
1946	Byron Nelson	277	Ben Hogan	282	City Park GC, New Orleans, LA	72/6656
1947	No Tournament					
1948	Bob Hamilton	280	Roberto De Vincenzo	281	City Park GC, New Orleans, LA	72/6656
			Fred Haas			
			Lawson Little			
1949-						
1957	No Tournaments					
1958	*Billy Casper	278	Ken Venturi	278	City Park GC, New Orleans, LA	72/6656
1959	Bill Collins	280	Jack Burke, Jr.	283	City Park GC, New Orleans, LA	72/6656
			Tom Nieporte			
1960	Dow Finsterwald	270	Al Besselink	276	City Park GC, New Orleans, LA	72/6656
1961	Doug Sanders	272	Gay Brewer	277	City Park GC, New Orleans, LA	72/6656
			Mac Main			
1962	Bo Wininger	281	Bob Rosburg	283	City Park GC, New Orleans, LA	72/6656
1963	Bo Wininger	279	Tony Lema	282	Lakewood CC, New Orleans, LA	72/7080
			Bob Rosburg			
1964	Mason Rudolph	283	Jack Nicklaus	284	Lakewood CC, New Orleans, LA	72/7080
			Chi Chi Rodriguez			
			Glenn Stuart			
1965	Dick Mayer	273	Bruce Devlin	274	Lakewood CC, New Orleans, LA	72/7080
			Bill Martindale			
1966	Frank Beard	276	Gardner Dickinson	278	Lakewood CC, New Orleans, LA	72/7080
1967	George Knudson	277	Jack Nicklaus	278	Lakewood CC, New Orleans, LA	72/7080
1968	George Archer	271	Bert Yancey	273	Lakewood CC, New Orleans, LA	72/7080
1969	*Larry Hinson	275	Frank Beard	275	Lakewood CC, New Orleans, LA	72/7080
1970	*Miller Barber	278	Bob Charles	278	Lakewood CC, New Orleans, LA	72/7080
			Howie Johnson			
1971	Frank Beard	276	Hubert Green	277	Lakewood CC, New Orleans, LA	72/7080
1972	Gary Player	279	Dave Eichelberger	280	Lakewood CC, New Orleans, LA	72/7080
			Jack Nicklaus			
1973	*Jack Nicklaus	280	Miller Barber	280	Lakewood CC, New Orleans, LA	72/7080
1974	Lee Trevino	267	Bobby Cole	275	Lakewood CC, New Orleans, LA	72/7080
			Ben Crenshaw			
FIRST NBC NEW ORLEANS OPEN						
1975	Billy Casper	271	Peter Oosterhuis	273	Lakewood CC, New Orleans, LA	72/7080
1976	Larry Ziegler	274	Victor Regalado	275	Lakewood CC, New Orleans, LA	72/7080
1977	Jim Simons	273	Stan Lee	276	Lakewood CC, New Orleans, LA	72/7080
1978	Lon Hinkle	271	Gibby Gilbert	272	Lakewood CC, New Orleans, LA	72/7080
			Fuzzy Zoeller			
1979	Hubert Green	273	Frank Conner	274	Lakewood CC, New Orleans, LA	72/7080
			Bruce Lietzke			
			Steve Melnyk			
			Lee Trevino			
GREATER NEW ORLEANS OPEN						
1980	Tom Watson	273	Lee Trevino	275	Lakewood CC, New Orleans, LA	72/7080

COMPAQ CLASSIC OF NEW ORLEANS



TOURNAMENT HISTORY

Year	Winner	Score	Runner-up	Score	Location	Par/Yards
USF&G NEW ORLEANS OPEN						
1981	Tom Watson	270	Bruce Fleisher	272	Lakewood CC, New Orleans, LA	72/7080
USF&G CLASSIC						
1982	~Scott Hoch	206	Bob Shearer	208	Lakewood CC, New Orleans, LA	72/7080
1983	Bill Rogers	274	Tom Watson	277	Lakewood CC, New Orleans, LA	72/7080
			David Edwards			
			Jay Haas			
			Vance Heafner			
1984	Bob Eastwood	272	Larry Rinker	275	Lakewood CC, New Orleans, LA	72/7080
1985	~Seve Ballesteros	205	Peter Jacobsen	207	Lakewood CC, New Orleans, LA	72/7080
			John Mahaffey			
1986	Calvin Peete	269	Pat McGowan	274	Lakewood CC, New Orleans, LA	72/7080
1987	Ben Crenshaw	268	Curtis Strange	271	Lakewood CC, New Orleans, LA	72/7080
1988	Chip Beck	262	Lanny Wadkins	269	Lakewood CC, New Orleans, LA	72/7080
1989	Tim Simpson	274	Greg Norman	276	English Turn G&CC, New Orleans, LA	72/7106
			Hal Sutton			
1990	David Frost	276	Greg Norman	277	English Turn G&CC, New Orleans, LA	72/7106
1991	*Ian Woosnam	275	Jim Hallet	275	English Turn G&CC, New Orleans, LA	72/7106
FREEPORT-McMORAN CLASSIC						
1992	Chip Beck	276	Greg Norman	277	English Turn G&CC, New Orleans, LA	72/7106
			Mike Standly			
1993	Mike Standly	281	Russ Cochran	282	English Turn G&CC, New Orleans, LA	72/7106
			Payne Stewart			
1994	Ben Crenshaw	273	Jose Maria Olazabal	276	English Turn G&CC, New Orleans, LA	72/7106
1995	*Davis Love III	274	Mike Heinen	274	English Turn G&CC, New Orleans, LA	72/7106
FREEPORT-McDERMOTT CLASSIC						
1996	Scott McCarron	275	Tom Watson	280	English Turn G&CC, New Orleans, LA	72/7116
1997	Brad Faxon	272	Bill Glasson	275	English Turn G&CC, New Orleans, LA	72/7116
			Jesper Parnevik			
1998	Lee Westwood	273	Steve Flesch	276	English Turn G&CC, New Orleans, LA	72/7116
COMPAQ CLASSIC OF NEW ORLEANS						
1999	Carlos Franco	269	Steve Flesch	271	English Turn G&CC, New Orleans, LA	72/7116
			Harrison Frazar			

Tournament Record: 262—Chip Beck, 1988 (Lakewood CC)
 Current Course Record: 62—Dennis Paulson, 1994

KEY: * = Playoff ~ = Weather-shortened

COMPAQ CLASSIC NOTES

With his victory at the 1999 COMPAQ Classic of New Orleans, Carlos Franco became the first rookie to win on the PGA TOUR since Gabriel Hjerstedt won the 1997 B.C. Open.

Carlos Franco's COMPAQ Classic of New Orleans victory marked the first win by a South American on the PGA TOUR since Roberto De Vincenzo won in Houston 31 years prior.

1999 GTE BYRON NELSON CLASSIC



TPC Four Seasons Resort Las Colinas
Par: 35-35-70 Yards: 6,924
Cottonwood Valley Course
Par: 34-36-70 Yards: 6,846
Irving, TX

Purse: \$3,000,000
May 13-16, 1999

LEADERS: First Round—Tiger Woods matched the Cottonwood Valley course record with a 9-under-par 61 and led by one stroke over Paul Goydos (CV), Steve Lowery (TPC) and Sergio Garcia (CV). **Second Round**—Woods (TPC) and Steve Pate (TPC) were tied at 12-under-par 128. They led by one stroke over Jeff Gallagher (TPC) and Garcia (TPC). **Third Round**—Loren Roberts, after an 8-under-par 62 for a tournament-record 16-under-par 194 total, led by two strokes over Pate. Lee Janzen and Garcia were six strokes back.



PRO-AM: \$20,000. TPC Team—Bob Tway, Ted Tryba, Tommy Armour III, 52, \$1,666.67 each. Cottonwood Valley Team—Doug Martin, 50, \$2,000.

CUT: 73 players at 2-under-par 138 from a field of 156.

WEATHER: Perfect Thursday, with no wind and temperatures in the low 80s. The wind picked up Friday as skies turned partly cloudy. Temperatures were in the mid 80s throughout the weekend. Partly cloudy and breezy Saturday, with winds picking up on Sunday.

Winner : Loren Roberts 66-66-62-68 262 \$540,000.00

(Won playoff with par-4 on first extra hole)

Steve Pate	2	63-65-68-66	262	\$324,000.00	Dudley Hart	T35	70-67-70-70	277	\$14,475.00
Chris DiMarco	T3	64-69-68-68	269	\$144,000.00	David Sutherland	T35	66-72-71-68	277	\$14,475.00
Sergio Garcia	T3	62-67-71-69	269	\$144,000.00	Hal Sutton	T35	67-69-71-70	277	\$14,475.00
Lee Janzen	T3	68-64-68-69	269	\$144,000.00	Notah Begay III	T41	69-69-72-68	278	\$11,100.00
Brian Watts	T3	65-71-65-68	269	\$144,000.00	Jim Carter	T41	66-70-71-71	278	\$11,100.00
Emlyn Aubrey	T7	64-69-69-69	271	\$96,750.00	Brad Fabel	T41	68-69-71-70	278	\$11,100.00
Tiger Woods	T7	61-67-74-69	271	\$96,750.00	Steve Lowery	T41	62-70-69-77	278	\$11,100.00
Barry Cheesman ..	T9	63-70-69-70	272	\$81,000.00	Tom Scherrer	T41	67-69-69-73	278	\$11,100.00
Paul Goydos	T9	62-76-66-68	272	\$81,000.00	Ben Bates	T46	67-69-73-70	279	\$8,316.00
Chris Perry	T9	67-68-71-66	272	\$81,000.00	Mike Brisky	T46	70-68-69-72	279	\$8,316.00
Greg Kraft	T12	69-68-72-64	273	\$57,000.00	Brent Geiberger ..	T46	66-71-66-76	279	\$8,316.00
Justin Leonard ..	T12	63-70-69-71	273	\$57,000.00	Mike Sposa	T46	67-69-72-71	279	\$8,316.00
Andrew Magee ..	T12	67-65-69-72	273	\$57,000.00	Ted Tryba	T46	66-70-68-75	279	\$8,316.00
Blaine McCallister	T12	69-65-67-72	273	\$57,000.00	Michael Bradley ..	T51	65-67-76-72	280	\$6,946.67
Nick Price	T12	63-71-71-68	273	\$57,000.00	Tom Byrum	T51	65-73-70-72	280	\$6,946.67
Mark Wiebe	T12	69-68-69-67	273	\$57,000.00	Mark Calcavecchia	T51	72-66-73-69	280	\$6,946.67
Doug Barron	T18	69-66-69-70	274	\$37,800.00	Greg Chalmers ..	T51	71-67-72-70	280	\$6,946.67
Brad Faxon	T18	67-66-68-73	274	\$37,800.00	P.H. Horgan III ..	T51	70-68-71-71	280	\$6,946.67
Jeff Gallagher ..	T18	67-62-74-71	274	\$37,800.00	Chris Riley	T51	66-71-73-70	280	\$6,946.67
Jim Gallagher, Jr.	T18	71-64-73-66	274	\$37,800.00	Fred Couples	T51	69-69-67-75	280	\$6,946.66
David Ogryn	T18	70-64-70-70	274	\$37,800.00	Harrison Frazar ..	T51	65-72-69-74	280	\$6,946.66
Corey Pavin	T18	63-70-69-72	274	\$37,800.00	Brian Henninger ..	T51	67-69-70-74	280	\$6,946.66
Robert Allenby ..	T24	67-69-67-72	275	\$24,300.00	Russ Cochran	T60	68-70-69-74	281	\$6,510.00
Olin Browne	T24	65-70-68-72	275	\$24,300.00	Robert Damron ..	T60	66-69-72-74	281	\$6,510.00
Brandel Chamblee	T24	69-69-70-67	275	\$24,300.00	Scott Dunlap	T60	64-69-71-77	281	\$6,510.00
Mike Reid	T24	69-68-70-68	275	\$24,300.00	Frank Lickliter ..	T60	68-69-73-71	281	\$6,510.00
Esteban Toledo ..	T24	65-71-70-69	275	\$24,300.00	Phil Blackmar	T64	68-70-70-74	282	\$6,300.00
Kirk Triplett	T24	64-70-71-70	275	\$24,300.00	Larry Rinker	T64	69-68-70-75	282	\$6,300.00
Mark O'Meara	T30	68-65-74-69	276	\$18,630.00	Dave Stockton, Jr.	T64	67-70-74-71	282	\$6,300.00
Craig Parry	T30	69-65-72-70	276	\$18,630.00	John Daly	T67	66-71-73-73	283	\$6,090.00
Jeff Sluman	T30	69-66-68-73	276	\$18,630.00	Glen Day	T67	66-71-70-76	283	\$6,090.00
Chris Smith	T30	68-69-69-70	276	\$18,630.00	Kent Jones	T67	68-69-74-72	283	\$6,090.00
D.A. Weibring	T30	68-68-70-70	276	\$18,630.00	Charles Raulerson	T67	65-69-74-75	283	\$6,090.00
Woody Austin	T35	68-69-70-70	277	\$14,475.00	Danny Briggs	71	69-69-69-78	285	\$5,940.00
Doug Dunakey	T35	67-70-69-71	277	\$14,475.00	Wayne Levi	72	68-70-72-76	286	\$5,880.00
Dan Forsman	T35	67-70-67-73	277	\$14,475.00	J.L. Lewis	73	66-72-74-78	290	\$5,820.00

The following players did not finish (C=cut, W=withdrew, D=disqualified)

C-139- Tommy Armour III, Ty Armstrong, Mark Brooks, Steve Flesch, Bob Friend, J.P. Hayes, Tim Herron, Jerry Kelly, Neal Lancaster, Mike Springer, Steve Stricker, Kevin Sutherland, Phil Tatarang, Tommy Tolles, Bob Tway, Jay Williamson, Willie Wood. 140- Alan Bratton, Clark Dennis, John Elliott, Bob Estes, Fred Funk, Jimmy Green, Gabriel Hjertstedt, Jonathan Kaye, Tom Lehman, Billy Mayfair, Larry Mize, Frank Nobilo, Kenny Perry, Lee Porter, Tom Watson, Mike Weir. 141- Cameron Beckman, Jay Don Blake, Paul Earnest, Lee Rinker, Scott Verplank, Grant Waite. 142- Doug Martin, Scott McCarron, Phil Mickelson, Tom Purtzer, Mike Tschetter, Kevin Wentworth. 143- Fulton Allem, Craig Barlow, Chip Beck, Bob Burns, Trevor Dodds, Rick Fehr, John Maginnes, Dennis Paulson, Craig Stadler, Paul Stankowski. 144- Perry Arthur, Brad Elder, David Frost, Rocco Mediate, Joe Ogilvie, Dicky Pride. 145- Scott Simpson. 146- John Cook, Joe Durant, Len Mattiace, Lindy Miller, Omar Uresti. 147- Billy Ray Brown, Kelly Grunewald, Bradley Hughes, Bruce Lietzke, Michael Lord. 148- Chris Couch. 149- Tom Pernice, Jr., Rory Sabbatini. 150- Lanny Wadkins. 151- Geoffrey Sisk. 153- Marc Mazur. 154- Tim Hobby. W- 68- Carlos Franco, David Toms. 71- Eric Booker. 75- Angus Baker.

GTE BYRON NELSON CLASSIC



TOURNAMENT HISTORY

Year	Winner	Score	Runner-up	Score	Location	Par/Yards
DALLAS OPEN						
1944	Byron Nelson	276	Harold McSpaden	286	Lakewood CC, Dallas, TX	N/A
1945	Sam Snead	276	Harold McSpaden	280	Dallas CC, Dallas, TX	N/A
1946	Ben Hogan	284	Herman Keiser Paul Runyan	286	Brook Hollow CC, Dallas, TX	N/A
1947-						
1955	No Tournaments					
1956	Don January	268	Dow Finsterwald Doug Ford	269	Preston Hollow CC, Dallas, TX	N/A
1956A	*Peter Thomson	267	Gene Littler Cary Middlecoff	267	Preston Hollow CC, Dallas, TX	N/A
1957	Sam Snead	264	Bob Inman Billy Maxwell Cary Middlecoff	274	Glen Lakes CC, Dallas, TX	N/A
1958	*Sam Snead	272	Julius Boros John McMullen Gary Player	272	Oak Cliffs CC, Dallas, TX	71/6836
1959	Julius Boros	274	Dow Finsterwald Earl Stewart Bo Wininger	275	Oak Cliffs CC, Dallas, TX	71/6836
1960	*Johnny Pott	275	Ted Kroll Bo Wininger	275	Oak Cliffs CC, Dallas, TX	71/6836
1961	Earl Stewart, Jr.	278	Gay Brewer Arnold Palmer Doug Sanders	279	Oak Cliffs CC, Dallas, TX	71/6836
1962	Billy Maxwell	277	Johnny Pott	281	Oak Cliffs CC, Dallas, TX	71/6836
1963	No Tournament					
1964	Charles Coody	271	Jerry Edwards	272	Oak Cliffs CC, Dallas, TX	71/6836
1965	No Tournament					
1966	Roberto De Vincenzo	276	Joe Campbell Ray Floyd Harold Henning	277	Oak Cliffs CC, Dallas, TX	71/6836
1967	Bert Yancey	274	Roberto De Vincenzo Kermit Zarley	275	Oak Cliffs CC, Dallas, TX	71/6836
BYRON NELSON GOLF CLASSIC						
1968	Miller Barber	270	Kermit Zarley	271	Preston Trail Golf Club, Dallas, TX	70/6993
1969	Bruce Devlin	277	Frank Beard Bruce Crampton	278	Preston Trail Golf Club, Dallas, TX	70/6993
1970	*Jack Nicklaus	274	Arnold Palmer	274	Preston Trail Golf Club, Dallas, TX	70/6993
1971	Jack Nicklaus	274	Frank Beard Jerry McGee	276	Preston Trail Golf Club, Dallas, TX	70/6993
1972	*Chi Chi Rodriguez	273	Billy Casper	273	Preston Trail Golf Club, Dallas, TX	70/6993
1973	*Lanny Wadkins	277	Dan Sikes	277	Preston Trail Golf Club, Dallas, TX	70/6993
1974	Brian Allin	269	Homero Blancas Charles Coody Lee Trevino Tom Watson	273	Preston Trail Golf Club, Dallas, TX	70/6993
1975	Tom Watson	269	Bob E. Smith	271	Preston Trail Golf Club, Dallas, TX	70/6993
1976	Mark Hayes	273	Don Bies	275	Preston Trail Golf Club, Dallas, TX	70/6993
1977	Raymond Floyd	276	Ben Crenshaw	278	Preston Trail Golf Club, Dallas, TX	70/6993
1978	Tom Watson	272	Lee Trevino	273	Preston Trail Golf Club, Dallas, TX	70/6993
1979	*Tom Watson	275	Bill Rogers	275	Preston Trail Golf Club, Dallas, TX	70/6993
1980	Tom Watson	274	Bill Rogers	275	Preston Trail Golf Club, Dallas, TX	70/6993
1981	*Bruce Lietzke	281	Tom Watson	281	Preston Trail Golf Club, Dallas, TX	70/6993
1982	Bob Gilder	266	Curtis Strange	271	Preston Trail Golf Club, Dallas, TX	70/6993
1983	Ben Crenshaw	273	Brad Bryant Hal Sutton	274	Las Colinas Sports Club, Irving, TX	71/6982
1984	Craig Stadler	276	David Edwards	277	Las Colinas Sports Club, Irving, TX	71/6982

GTE BYRON NELSON CLASSIC



TOURNAMENT HISTORY

Year	Winner	Score	Runner-up	Score	Location	Par/Yards
1985	*Bob Eastwood	272	Payne Stewart	272	Las Colinas Sports Club, Irving, TX	71/6982
1986	Andy Bean	269	Mark Wiebe	270	TPC at Las Colinas, Irving, TX	70/6767
1987	*Fred Couples	266	Mark Calcavecchia	266	TPC at Las Colinas, Irving, TX	70/6767
GTE BYRON NELSON GOLF CLASSIC						
1988	*Bruce Lietzke	271	Clarence Rose	271	TPC at Las Colinas, Irving, TX	70/6767
1989	*Jodie Mudd	265	Larry Nelson	265	TPC at Las Colinas, Irving, TX	70/6767
1990	~Payne Stewart	202	Lanny Wadkins	204	TPC at Las Colinas, Irving, TX	70/6767
1991	Nick Price	270	Craig Stadler	271	TPC at Las Colinas, Irving, TX	70/6767
1992	*~Billy Ray Brown	199	Ben Crenshaw	199	TPC at Las Colinas, Irving, TX	70/6850
			Ray Floyd			
			Bruce Lietzke			
1993	Scott Simpson	270	Billy Mayfair	271	TPC at Las Colinas, Irving, TX	70/6850
			Corey Pavin			
			D.A. Weilbring			
1994	*~Neal Lancaster	132	Tom Byrum	132	TPC at Las Colinas, Irving, TX (H)	70/6850
			Mark Carnevale		Cottonwood Valley Course, Irving, TX	71/6862
			David Edwards			
			Yoshinori Mizumaki			
			David Ogrin			
1995	Ernie Els	263	Mike Heinen	266	TPC at Las Colinas, Irving, TX (H)	70/6850
			D.A. Weilbring		Cottonwood Valley Course, Irving, TX	
			Robin Freeman			70/6862
1996	Phil Mickelson	265	Craig Parry	267	TPC at Las Colinas, Irving, TX (H)	70/6899
					Cottonwood Valley Course, Irving, TX	70/6846
1997	Tiger Woods	263	Lee Rinker	265	TPC at Las Colinas, Irving, TX (H)	70/6899
					Cottonwood Valley Course, Irving, TX	70/6846
1998	John Cook	265	Fred Couples	268	TPC at Las Colinas, Irving, TX (H)	70/6924
			Hal Sutton		Cottonwood Valley Course, Irving, TX	70/6846
			Harrison Frazar			
1999	*Loren Roberts	262	Steve Pate	262	TPC at Las Colinas, Irving, TX (H)	70/6924
					Cottonwood Valley Course, Irving, TX	70/6846

Tournament Record: 262—Loren Roberts, Steve Pate (both 1999)
 Course Records:
 TPC at Las Colinas: 61—Billy Mayfair, 1993; Charlie Rymer, 1996
 Cottonwood Valley: 61—Ernie Els, 1995; Tiger Woods, 1999

KEY: * = Playoff ~ = Weather-shortened (H) = Host course

GTE BYRON NELSON CLASSIC NOTES

Loren Roberts won the 1999 GTE Byron Nelson Classic in his 17th appearance in the event, setting a tournament record for most years before victory. **John Cook** won the 1998 GTE Byron Nelson Classic in his 14th attempt.

At age 43, 1999 champion **Loren Roberts** became the oldest winner of this tournament since it became the GTE Byron Nelson Classic in 1968. **John Cook** was the previous oldest when he won the 1998 tournament at age 41.


1999 MASTERCARD COLONIAL



Colonial CC, Ft. Worth, TX
Par: 35-35-70 Yards: 7,010

Purse: \$2,800,000
May 20-23, 1999

LEADERS: First Round—Steve Flesch shot a 4-under-par 66 to lead by one stroke over Jeff Sluman. Six other players were another stroke back. **Second Round**—Corey Pavin, after a 6-under-par 64, was at 7-under-par 133. Pavin led by one stroke over John Cook and by two over Scott Hoch, Phil Mickelson, Joe Durant and Billy Mayfair. **Third Round**—Greg Kraft, who tied the course record with a 9-under-par 61, Scott Verplank and Mayfair were at 7-under-par 203. Cook was one stroke back.



PRO-AM: \$10,000. Team—Joe Durant, 47, \$2,000.

CUT: 79 players at 4-over-par 144 from a field of 112.

WEATHER: Sunny and windy Thursday, with temperatures in the high 80s and wind gusts reaching 30 mph. Hot and humid Friday and Saturday, with temperatures in the low 90s. Due to lightning in the area, play was suspended from 8:20-9:20 a.m. Sunday. Partly cloudy and hot the rest of the day.

Winner: Olin Browne 73-67-66-66 272 \$504,000.00

Fred Funk	T2	68-68-69-68	273	\$168,000.00	Clark Dennis	T39	72-67-69-72	280	\$10,640.00
Paul Goydos	T2	70-68-69-66	273	\$168,000.00	Steve Elkington ...	T39	68-68-75-69	280	\$10,640.00
Tim Herron	T2	68-69-69-67	273	\$168,000.00	Brent Geiberger ...	T39	71-70-68-71	280	\$10,640.00
Greg Kraft	T2	75-67-61-70	273	\$168,000.00	Justin Leonard	T39	73-66-69-72	280	\$10,640.00
Jeff Sluman	T2	67-71-69-66	273	\$168,000.00	Andrew Magee	T39	74-70-66-70	280	\$10,640.00
Bob Estes	T7	70-68-68-68	274	\$84,350.00	Tom Watson	T39	74-70-66-70	280	\$10,640.00
John Huston	T7	72-65-71-66	274	\$84,350.00	Steve Flesch	T47	66-74-66-75	281	\$7,532.00
Billy Mayfair	T7	68-67-68-71	274	\$84,350.00	Tom Kite	T47	73-68-71-69	281	\$7,532.00
Craig Parry	T7	72-68-68-66	274	\$84,350.00	Scott McCarron ...	T47	72-69-72-68	281	\$7,532.00
Stuart Appleby	T11	71-67-68-69	275	\$50,680.00	Kevin Sutherland ..	T47	73-70-68-70	281	\$7,532.00
Jim Carter	T11	71-70-68-66	275	\$50,680.00	Glen Day	T51	74-69-73-66	282	\$6,678.00
John Cook	T11	68-66-70-71	275	\$50,680.00	Bob Friend	T51	70-70-69-73	282	\$6,678.00
Davis Love III	T11	72-66-68-69	275	\$50,680.00	Jim Gallagher, Jr.	T51	71-72-66-73	282	\$6,678.00
Len Mattiace	T11	70-69-67-69	275	\$50,680.00	Loren Roberts	T51	74-69-66-73	282	\$6,678.00
Phil Mickelson	T11	72-63-70-70	275	\$50,680.00	Mike Brisky	T55	72-72-74-65	283	\$6,272.00
Corey Pavin	T11	69-64-74-68	275	\$50,680.00	Jim Furyk	T55	74-69-70-70	283	\$6,272.00
Vijay Singh	T11	67-72-66-70	275	\$50,680.00	Mike Hulbert	T55	70-70-73-70	283	\$6,272.00
Duffy Waldorf	T11	73-67-68-67	275	\$50,680.00	Steve Lowery	T55	72-66-75-70	283	\$6,272.00
Brian Watts	T11	71-66-70-68	275	\$50,680.00	Frank Nobilo	T55	72-70-72-69	283	\$6,272.00
Stewart Cink	T21	70-72-70-64	276	\$29,120.00	Steve Pate	T55	72-69-68-74	283	\$6,272.00
Dan Forsman	T21	69-72-66-69	276	\$29,120.00	Dennis Paulson ...	T55	74-68-69-72	283	\$6,272.00
Lee Janzen	T21	71-69-65-71	276	\$29,120.00	Jonathan Kaye	T62	75-69-69-71	284	\$5,992.00
Kirk Triplett	T21	72-66-70-68	276	\$29,120.00	Rocco Mediate	T62	71-71-70-72	284	\$5,992.00
Scott Verplank	T21	72-65-66-73	276	\$29,120.00	Dan Pohl	T62	70-69-77-68	284	\$5,992.00
Billy Andrade	T26	73-68-69-67	277	\$21,140.00	Mark Brooks	T65	71-71-70-73	285	\$5,768.00
Mark Calcavecchia ..	T26	69-67-72-69	277	\$21,140.00	Harrison Frazar ...	T65	73-68-72-72	285	\$5,768.00
Scott Hoch	T26	69-66-70-72	277	\$21,140.00	Brian Henninger ..	T65	78-66-72-69	285	\$5,768.00
Tom Lehman	T26	71-71-64-71	277	\$21,140.00	Bradley Hughes ...	T65	73-71-71-70	285	\$5,768.00
Tommy Armour III ...	T30	73-70-67-68	278	\$18,200.00	D.A. Weibring	T65	72-69-72-72	285	\$5,768.00
Joe Durant	T30	69-66-70-73	278	\$18,200.00	Jay Haas	T70	70-71-73-72	286	\$5,572.00
Skip Kendall	T30	71-67-72-68	278	\$18,200.00	Willie Wood	T70	69-71-75-71	286	\$5,572.00
Chris Perry	T33	70-73-70-66	279	\$14,793.34	Omar Uresti	T72	72-68-71-76	287	\$5,460.00
Kenny Perry	T33	73-66-73-67	279	\$14,793.34	Mike Weir	T72	71-69-78-69	287	\$5,460.00
Brandel Chamblee ...	T33	73-69-70-67	279	\$14,793.33	David Frost	T74	73-71-72-72	288	\$5,376.00
Franklin Langham ...	T33	68-72-67-72	279	\$14,793.33	Fulton Allem	T75	72-72-73-72	289	\$5,292.00
Tom Pernice, Jr. ...	T33	73-71-66-69	279	\$14,793.33	Dave Stockton, Jr.	T75	71-71-73-74	289	\$5,292.00
Mark Wiebe	T33	70-66-74-69	279	\$14,793.33	Eric Booker	T77	71-71-75-73	290	\$5,152.00
Fred Couples	T39	72-71-68-69	280	\$10,640.00	Bill Glasson	T77	71-73-73-73	290	\$5,152.00
Robert Damron ...	T39	73-66-73-68	280	\$10,640.00	Fuzzy Zoeller	T77	71-70-73-76	290	\$5,152.00

The following players did not finish (C=cut, W=withdrew, D=disqualified)

C—145- Robert Allenby, Blaine McCallister, Larry Mize, Chris Riley, Joey Sindelar. 146- Notah Begay III, Alan Bratton, Billy Ray Brown, Keith Clearwater, Jerry Kelly, Frank Lickliter, Mike Reid, Craig Stadler, Esteban Toledo, Bob Tway. 147- Gabriel Hjertstedt, David Ogren, Tom Purtzer, David Toms, Lanny Wadkins. 148- Ben Crenshaw, Bruce Lietzke. 149- Doug Dunakey. 150- J.P. Hayes, Nolan Henke. 151- Peter Jacobsen, Paul Stankowski, Dave Stockton. 152- Rod Curl. 153- Jay Don Blake. 70- Neal Lancaster. 77- Dudley Hart.

MASTERCARD COLONIAL



TOURNAMENT HISTORY

Year	Winner	Score	Runner-up	Score	Location	Par/Yards
COLONIAL NATIONAL INVITATION TOURNAMENT						
1946	Ben Hogan	279	Harry Todd	280	Colonial CC, Fort Worth, TX	70/7035
1947	Ben Hogan	279	Toney Penna	280	Colonial CC, Fort Worth, TX	70/7035
1948	Clayton Heafner	272	Skip Alexander	278	Colonial CC, Fort Worth, TX	70/7035
1949	No Tournament (Cancelled due to weather; not rescheduled)					
1950	Sam Snead	277	Skip Alexander	280	Colonial CC, Fort Worth, TX	70/7035
1951	Cary Middlecoff	282	Jack Burke, Jr.	283	Colonial CC, Fort Worth, TX	70/7035
1952	Ben Hogan	279	Lloyd Mangrum	283	Colonial CC, Fort Worth, TX	70/7035
1953	Ben Hogan	282	Doug Ford	287	Colonial CC, Fort Worth, TX	70/7035
1954	Johnny Palmer	280	Fred Haas	282	Colonial CC, Fort Worth, TX	70/7035
1955	Chandler Harper	276	Dow Finsterwald	284	Colonial CC, Fort Worth, TX	70/7035
1956	Mike Souchak	280	Tommy Bolt	281	Colonial CC, Fort Worth, TX	70/7035
1957	Roberto De Vincenzo	284	Dick Mayer	285	Colonial CC, Fort Worth, TX	70/7021
1958	Tommy Bolt	282	Ken Venturi	283	Colonial CC, Fort Worth, TX	70/7021
1959	*Ben Hogan	285	Fred Hawkins	285	Colonial CC, Fort Worth, TX	70/7021
1960	Julius Boros	280	Gene Littler	281	Colonial CC, Fort Worth, TX	70/7021
1961	Doug Sanders	281	Kel Nagle	282	Colonial CC, Fort Worth, TX	70/7021
1962	*Arnold Palmer	281	Johnny Pott	281	Colonial CC, Fort Worth, TX	70/7021
1963	Julius Boros	279	Gary Player	283	Colonial CC, Fort Worth, TX	70/7021
1964	Billy Casper	279	Tommy Jacobs	283	Colonial CC, Fort Worth, TX	70/7021
1965	Bruce Crampton	276	George Knudson	279	Colonial CC, Fort Worth, TX	70/7021
1966	Bruce Devlin	280	R.H. Sikes	281	Colonial CC, Fort Worth, TX	70/7021
1967	Dave Stockton	278	Charles Coody	280	Colonial CC, Fort Worth, TX	70/7021
1968	Billy Casper	275	Bert Yancey	273	Colonial CC, Fort Worth, TX	70/7021
1969	Gardner Dickinson	278	Gary Player	279	Colonial CC, Fort Worth, TX	70/7142
1970	Homero Blancas	273	Gene Littler	274	Colonial CC, Fort Worth, TX	70/7142
1971	Gene Littler	283	Lee Trevino	284	Colonial CC, Fort Worth, TX	70/7142
1972	Jerry Heard	275	Bert Yancey	284	Colonial CC, Fort Worth, TX	70/7142
1973	Tom Weiskopf	276	Fred Marti	277	Colonial CC, Fort Worth, TX	70/7142
1974	Rod Curl	276	Bruce Crampton	277	Colonial CC, Fort Worth, TX	70/7142
1975	No Tournament (Colonial served as site for Tournament Players Championship)					
1976	Lee Trevino	273	Jerry Heard	277	Colonial CC, Fort Worth, TX	70/7142
1977	Ben Crenshaw	272	Jack Nicklaus	277	Colonial CC, Fort Worth, TX	70/7142
1978	Lee Trevino	268	Mike Morley	274	Colonial CC, Fort Worth, TX	70/7142
1979	Al Geiberger	274	John Schroeder	273	Colonial CC, Fort Worth, TX	70/7142
1980	Bruce Lietzke	271	Jerry Pate	275	Colonial CC, Fort Worth, TX	70/7096
1981	Fuzzy Zoeller	274	Don January	275	Colonial CC, Fort Worth, TX	70/7096
1982	Jack Nicklaus	273	Gene Littler	272	Colonial CC, Fort Worth, TX	70/7096
1983	*Jim Colbert	278	Ben Crenshaw	272	Colonial CC, Fort Worth, TX	70/7096
1984	*Peter Jacobsen	270	Hale Irwin	278	Colonial CC, Fort Worth, TX	70/7096
1985	Corey Pavin	266	Andy North	276	Colonial CC, Fort Worth, TX	70/7096
1986	*-Dan Pohl	205	Fuzzy Zoeller	278	Colonial CC, Fort Worth, TX	70/7096
1987	Keith Clearwater	266	Payne Stewart	270	Colonial CC, Fort Worth, TX	70/7096
1988	Lanny Wadkins	270	Bob Murphy	270	Colonial CC, Fort Worth, TX	70/7096
			Payne Stewart	205	Colonial CC, Fort Worth, TX	70/7096
			Davis Love III	269	Colonial CC, Fort Worth, TX	70/7096
			Mark Calcavecchia	271	Colonial CC, Fort Worth, TX	70/7096
			Ben Crenshaw			
			Joey Sindelar			
SOUTHWESTERN BELL COLONIAL						
1989	Ian Baker-Finch	270	David Edwards	274	Colonial CC, Fort Worth, TX	70/7096
1990	Ben Crenshaw	272	John Mahaffey	275	Colonial CC, Fort Worth, TX	70/7096
			Corey Pavin			
			Nick Price			

MASTERCARD COLONIAL



TOURNAMENT HISTORY

Year	Winner	Score	Runner-up	Score	Location	Par/Yards
1991	Tom Purtzer	267	David Edwards Scott Hoch Bob Lohr	270	Colonial CC, Fort Worth, TX	70/7096
1992	*Bruce Lietzke	267	Corey Pavin	267	Colonial CC, Fort Worth, TX	70/7096
1993	Fulton Allem	264	Greg Norman	265	Colonial CC, Fort Worth, TX	70/7096
1994	*Nick Price	266	Scott Simpson	266	Colonial CC, Fort Worth, TX	70/7096
COLONIAL NATIONAL INVITATION						
1995	Tom Lehman	271	Craig Parry	272	Colonial CC, Fort Worth, TX	70/7096
MASTERCARD COLONIAL						
1996	Corey Pavin	272	Jeff Sluman	274	Colonial CC, Fort Worth, TX	70/7010
1997	David Frost	265	Brad Faxon David Ogren	267	Colonial CC, Fort Worth, TX	70/7010
1998	Tom Watson	265	Jim Furyk	267	Colonial CC, Fort Worth, TX	70/7010
1999	Olin Browne	272	Fred Funk Paul Goydos Tim Herron Greg Kraft Jeff Sluman	273	Colonial CC, Fort Worth, TX	70/7010

Tournament Record: 264—Fulton Allem, 1993
 Course Record: 61—Keith Clearwater/Lee Janzen, 1993, Greg Kraft, 1999
 KEY: * = Playoff ~ = Weather-shortened

MASTERCARD COLONIAL NOTES

Five players earned their first PGA TOUR victory at Colonial Country Club: **Roberto De Vincenzo** (1957), **Dave Stockton** (1967), **Rod Curl** (1974), **Keith Clearwater** (1987) and **Ian Baker-Finch** (1989).

There have been nine wire-to-wire winners in PGA TOUR events at Colonial CC, including **Al Geiberger** at the 1975 Tournament Players Championship (now THE PLAYERS Championship). The most recent wire-to-wire winner of the MasterCard Colonial was **Ian Baker-Finch** in 1989.

Ben Crenshaw has not missed a PGA TOUR event played at Colonial CC since 1971, competing in 28 MasterCard Colonials (called the Colonial National Invitation until 1988) and the 1975 Tournament Players Championship (now THE PLAYERS Championship). As an amateur, Crenshaw tied for 24th in his first Colonial National Invitation. He won the tournament title in 1977 and 1990.


1999 KEMPER OPEN

Tournament Players Club at Avenel, Potomac, MD
Par: 36-35-71 Yards: 7,005

Purse: \$2,500,000
May 27-30, 1999



LEADERS: First Round—Rich Beem shot a 5-under-par 66 to lead Corey Pavin, Brian Watts and Bill Glasson by one stroke. **Second Round**—Beem, at 9-under-par 133, led Bradley Hughes, Tommy Armour III and Dave Stockton, Jr. by three strokes. **Third Round**—Armour and Beem, at 9-under-par 204, led Glasson by two strokes.



CUT: 75 players at 3-over-par 145 from a field of 156.

PRO-AM: \$10,000. Team—Justin Leonard, 51, \$2,000.

WEATHER: Sunny and warm Thursday and Friday, with winds around 15 mph. More sun on Saturday, with winds at 10 mph and highs in the mid 80s. Sunny on Sunday, with highs in the upper 80s and winds near 10 mph.

Winner: Rich Beem 66-67-71-70 274 \$450,000.00

Bill Glasson	T2	67-70-69-69	275	\$220,000.00	Franklin Langham ..	T34	72-71-72-69	284	\$12,357.14
Bradley Hughes	T2	68-68-72-67	275	\$220,000.00	Phil Tataurangi	T34	73-69-71-71	284	\$12,357.14
Hal Sutton	T4	73-72-66-65	276	\$110,000.00	Lee Janzen	T41	75-69-69-72	285	\$9,750.00
David Toms	T4	72-68-70-66	276	\$110,000.00	Doug Martin	T41	73-70-69-73	285	\$9,750.00
Stuart Appleby	T6	74-66-69-68	277	\$86,875.00	Tom Scherrer	T41	73-69-72-71	285	\$9,750.00
Tommy Armour III	T6	68-68-68-73	277	\$86,875.00	Stephen Ames	T44	76-69-73-68	286	\$7,225.00
Emlyn Aubrey	T8	71-70-66-71	278	\$75,000.00	R.W. Eaks	T44	73-71-73-69	286	\$7,225.00
Dennis Paulson	T8	72-67-71-68	278	\$75,000.00	Jeff Gallagher	T44	69-71-73-73	286	\$7,225.00
Dan Forsman	T10	71-67-73-68	279	\$60,000.00	Greg Kraft	T44	75-70-71-70	286	\$7,225.00
Mike Sposa	T10	73-66-71-69	279	\$60,000.00	Jeff Maggert	T44	74-69-72-71	286	\$7,225.00
Steve Stricker	T10	71-67-73-68	279	\$60,000.00	Corey Pavin	T44	67-72-71-76	286	\$7,225.00
Tommy Tolles	T10	68-70-70-71	279	\$60,000.00	Larry Rinker	T44	73-69-71-73	286	\$7,225.00
Jim Furyk	T14	70-70-71-69	280	\$43,750.00	Lee Rinker	T44	70-74-70-72	286	\$7,225.00
Dicky Pride	T14	73-70-67-70	280	\$43,750.00	Brian Claar	T52	71-74-71-71	287	\$5,716.67
Dave Stockton, Jr.	T14	70-66-73-71	280	\$43,750.00	John Cook	T52	75-70-71-71	287	\$5,716.67
Brian Watts	T14	67-76-69-68	280	\$43,750.00	Doug Dunakey	T52	71-72-72-72	287	\$5,716.67
Brent Geiberger	T18	71-67-72-71	281	\$33,750.00	Harrison Frazer	T52	73-72-72-70	287	\$5,716.67
Scott Hoch	T18	74-69-71-67	281	\$33,750.00	Brian Gay	T52	73-71-72-71	287	\$5,716.67
P.H. Horgan III	T18	71-69-71-70	281	\$33,750.00	Grant Waite	T52	71-73-70-73	287	\$5,716.67
Vijay Singh	T18	71-72-68-70	281	\$33,750.00	Jeff Brehaut	T52	73-72-68-74	287	\$5,716.66
Kenny Perry	T22	73-69-73-67	282	\$23,208.34	Chris Couch	T52	70-69-72-76	287	\$5,716.66
Jeff Sluman	T22	71-68-74-69	282	\$23,208.34	Donnie Hammond ..	T52	72-71-68-76	287	\$5,716.66
Michael Bradley	T22	74-70-70-68	282	\$23,208.33	Cameron Beckman ..	T61	71-72-70-75	288	\$5,375.00
Jim Carter	T22	68-69-71-74	282	\$23,208.33	Tom Byrum	T61	70-72-73-73	288	\$5,375.00
Stewart Cink	T22	73-70-67-72	282	\$23,208.33	Naomichi Joe Ozaki ..	T61	72-73-73-70	288	\$5,375.00
Justin Leonard	T22	69-75-66-72	282	\$23,208.33	Geoffrey Sisk	T61	76-69-73-70	288	\$5,375.00
Mark Carnevale	T28	75-66-73-69	283	\$16,625.00	Greg Chalmers	T65	72-73-70-74	289	\$5,200.00
Trevor Dodds	T28	70-72-70-71	283	\$16,625.00	Clark Dennis	T65	70-75-70-74	289	\$5,200.00
Scott Dunlap	T28	68-71-70-74	283	\$16,625.00	Clarence Rose	T65	74-70-73-72	289	\$5,200.00
Jonathan Kaye	T28	73-71-72-67	283	\$16,625.00	Rod Butcher	T68	71-72-68-79	290	\$5,000.00
Mark O'Meara	T28	70-72-72-69	283	\$16,625.00	Barry Cheesman	T68	71-72-73-74	290	\$5,000.00
Joey Sindelar	T28	72-73-70-68	283	\$16,625.00	Jay Delsing	T68	74-66-73-77	290	\$5,000.00
Craig Barlow	T34	76-68-72-68	284	\$12,357.15	Gabriel Hjertstedt ..	T68	75-66-77-72	290	\$5,000.00
John Maginnes	T34	74-70-72-68	284	\$12,357.15	Esteban Toledo	T68	72-71-74-73	290	\$5,000.00
Doug Barron	T34	71-74-66-73	284	\$12,357.14	Ronnie Black	73	72-70-75-74	291	\$4,850.00
Fred Funk	T34	72-72-68-72	284	\$12,357.14	Danny Briggs	74	72-71-71-78	292	\$4,800.00
Brian Henninger	T34	69-73-69-73	284	\$12,357.14	Sean Murphy	75	72-73-72-77	294	\$4,750.00

The following players did not finish (C=cut, W=withdrew, D=disqualified)

C—146- Ty Armstrong, Woody Austin, Ben Bates, Andy Bean, Chip Beck, Olin Browne, Joe Durant, David Edwards, Robin Freeman, David Frost, Robert Gamez, Jerry Kelly, Tom Kite, Wayne Levi, Blaine McCallister, Perry Moss, Frank Nobilo, Deane Pappas, Tom Pernice, Jr., Don Pooley, David Sutherland. **147-** Jay Don Blake, Richard Coughlan, Brad Fabel, Jimmy Green, Cliff Kresge, David Ogrin, Chris Smith, Craig A. Spence, Charles Warren. **148-** Fulton Allem, Chris DiMarco, Skip Kendall, J.L. Lewis, Spike McRoy, Joe Ogilvie, Lee Porter, Mike Standly, Doug Tewell, Omar Uresti, Bo Van Pelt. **149-** Billy Andrade, Mike Brisky, Bob Gilder, Mike Hulbert, Michael Muehr, Charles Raulerson, David Seawell, Hidemichi Tanaka. **150-** Alan Bratton, Bob Burns, Ken Green, Brett Quigley, Dirk Schultz, Mike Springer, Paul Stankowski, Jay Williamson. **151-** Paul Azinger, Gary Hallberg, Kent Jones, Steve Jurgensen, Tim Loustalot, Len Mattiace, Mike Sullivan, Kevin Wentworth. **152-** Curly Bishop, Jr., Kelly Gibson, D.A. Weibring. **153-** Briny Baird, Phil Blackmar, John Elliott, Rory Sabbatini, Mike Weir. **154-** Brad Elder, Ted Purdy. **155-** John Daly. **159-** Lanny Wadkins. **161-** Rick Schuller. **166-** Ron D. Cooke. **W—72-** Russ Cochran. **80-** Neal Lancaster.

KEMPER OPEN



TOURNAMENT HISTORY

Year	Winner	Score	Runner-up	Score	Location	Par/Yards
KEMPER OPEN						
1968	Arnold Palmer	276	Bruce Crampton	280	Pleasant Valley CC, Sutton, MA	71/7110
1969	Dale Douglass	274	Art Wall			
1970	Dick Lotz	278	Charles Coody	278	Quail Hollow CC, Charlotte, NC	72/7205
			Lou Graham	280	Quail Hollow CC, Charlotte, NC	72/7205
			Larry Hinson			
			Grier Jones			
			Tom Weiskopf			
1971	*Tom Weiskopf	277	Dale Douglass	277	Quail Hollow CC, Charlotte, NC	72/7205
			Gary Player			
			Lee Trevino			
1972	Doug Sanders	275	Lee Trevino	276	Quail Hollow CC, Charlotte, NC	72/7205
1973	Tom Weiskopf	271	Lanny Wadkins	274	Quail Hollow CC, Charlotte, NC	72/7205
1974	*Bob Menne	270	Jerry Heard	270	Quail Hollow CC, Charlotte, NC	72/7205
1975	Raymond Floyd	278	John Mahaffey	281	Quail Hollow CC, Charlotte, NC	72/7205
			Gary Player			
1976	Joe Inman	277	Grier Jones	278	Quail Hollow CC, Charlotte, NC	72/7205
			Tom Weiskopf			
1977	Tom Weiskopf	277	George Burns	279	Quail Hollow CC, Charlotte, NC	72/7205
			Bill Rogers			
1978	Andy Bean	273	Mark Hayes	278	Quail Hollow CC, Charlotte, NC	72/7205
			Andy North			
1979	Jerry McGee	272	Jerry Pate	273	Quail Hollow CC, Charlotte, NC	72/7205
1980	John Mahaffey	275	Craig Stadler	278	Congressional CC, Bethesda, MD	72/7173
1981	Craig Stadler	270	Tom Watson	276	Congressional CC, Bethesda, MD	72/7173
			Tom Weiskopf			
1982	Craig Stadler	275	Seve Ballesteros	282	Congressional CC, Bethesda, MD	72/7173
1983	*Fred Couples	287	T.C. Chen	287	Congressional CC, Bethesda, MD	72/7173
			Barry Jaeckel			
			Gil Morgan			
			Scott Simpson			
1984	Greg Norman	280	Mark O'Meara	285	Congressional CC, Bethesda, MD	72/7173
1985	Bill Glasson	278	Larry Mize	279	Congressional CC, Bethesda, MD	72/7173
			Corey Pavin			
1986	*Greg Norman	277	Larry Mize	277	Congressional CC, Bethesda, MD	72/7173
1987	Tom Kite	270	Chris Perry	277	TPC at Avenel, Potomac, MD	71/6864
			Howard Twitty			
1988	*Morris Hatafsky	274	Tom Kite	274	TPC at Avenel, Potomac, MD	71/6867
1989	Tom Byrum	268	Tommy Armour III	273	TPC at Avenel, Potomac, MD	71/6917
			Billy Ray Brown			
			Jim Thorpe			
1990	Gil Morgan	274	Ian Baker-Finch	275	TPC at Avenel, Potomac, MD	71/6917
1991	*Billy Andrade	263	Jeff Sluman	263	TPC at Avenel, Potomac, MD	71/6904
1992	Bill Glasson	276	John Daly	277	TPC at Avenel, Potomac, MD	71/7005
			Ken Green			
			Mike Springer			
			Howard Twitty			
1993	Grant Waite	275	Tom Kite	276	TPC at Avenel, Potomac, MD	71/7005
1994	Mark Brooks	271	Bobby Wadkins	274	TPC at Avenel, Potomac, MD	71/7005
			D.A. Weibring			
1995	*Lee Janzen	272	Corey Pavin	272	TPC at Avenel, Potomac, MD	71/7005
1996	Steve Stricker	270	Brad Faxon	273	TPC at Avenel, Potomac, MD	71/7005
			Scott Hoch			
			Mark O'Meara			
			Grant Waite			
1997	Justin Leonard	274	Mark Weibe	275	TPC at Avenel, Potomac, MD	71/7005
1998	Stuart Appleby	274	Scott Hoch	275	TPC at Avenel, Potomac, MD	71/7005
1999	Rich Beem	274	Bill Glasson	275	TPC at Avenel, Potomac, MD	71/7005
			Bradley Hughes			

Tournament Record: 263—Billy Andrade/Jeff Sluman, 1991
 Current Course Record: 63—Ted Schulz, 1991; David Toms, 1992; Davis Love III, 1995; Corey Pavin, 1995 and 1996; Stuart Appleby, 1998
 KEY: * = Playoff ~ = Weather-shortened

1999 MEMORIAL TOURNAMENT


Muirfield Village GC, Dublin, OH
Par: 36-36-72

Yards: 7,176

Purse: \$2,550,000
June 3-6, 1999



LEADERS: First Round—Lee Janzen opened with a 7-under-par 65 to lead Frank Nobilo, Chris Perry and Sergio Garcia by one stroke. Four players were three back. **Second Round**—Tiger Woods finished with a 6-under-par 66 to move to 10-under-par 134 and lead Vijay Singh and Janzen by two strokes. **Third Round**—Woods posted a 2-under-par 70 to move to 12-under-par 204 and lead Singh by two strokes. Dennis Paulson was four back.



CUT: 75 players at 4-over-par 148 from a field of 105.

WEATHER: Sunny and warm Thursday and Friday, with winds around 15 mph. Continued sunny on Saturday, with winds of 10 mph and highs in the mid 80s. Sunny Sunday, with highs in the upper 80s and winds near 10 mph.

Winner : Tiger Woods 68-66-70-69 273 \$459,000.00

Vijay Singh	2	68-67-71-69	275	\$275,400.00	Greg Chalmers	T35	76-68-71-72	287	\$11,777.37
Olin Browne	T3	72-70-72-65	279	\$132,600.00	John Cook	T35	70-71-72-74	287	\$11,777.37
David Duval	T3	72-68-69-70	279	\$132,600.00	Jay Haas	T35	72-69-72-74	287	\$11,777.37
Carlos Franco	T3	74-67-70-68	279	\$132,600.00	Tim Herron	T35	71-73-72-71	287	\$11,777.37
Dennis Paulson	6	68-71-69-72	280	\$91,800.00	Billy Andrade	T43	69-72-72-75	288	\$8,415.00
Ernie Els	T7	69-72-70-70	281	\$76,818.75	Glen Day	T43	71-75-71-71	288	\$8,415.00
Bill Glasson	T7	70-68-71-72	281	\$76,818.75	Jim Furyk	T43	71-67-76-74	288	\$8,415.00
Justin Leonard	T7	68-69-74-70	281	\$76,818.75	Jesper Parnevik	T43	72-71-71-74	288	\$8,415.00
Kaname Yokoo	T7	73-70-67-71	281	\$76,818.75	Tom Pernice, Jr.	T43	72-74-70-72	288	\$8,415.00
Sergio Garcia	T11	67-70-74-71	282	\$58,650.00	Bob Estes	T48	72-73-71-73	289	\$6,579.00
Phil Mickelson	T11	69-73-69-71	282	\$58,650.00	Skip Kendall	T48	72-67-75-75	289	\$6,579.00
Kenny Perry	T11	73-66-71-72	282	\$58,650.00	Billy Mayfair	T48	72-75-72-70	289	\$6,579.00
J.P. Hayes	T14	71-68-73-71	283	\$43,350.00	Scott Verplank	T48	71-73-70-75	289	\$6,579.00
Frank Lickliter	T14	73-65-73-72	283	\$43,350.00	Robert Allenby	T52	71-70-74-75	290	\$6,069.00
Andrew Magee	T14	71-74-70-68	283	\$43,350.00	Harrison Frazer	T52	72-76-72-70	290	\$6,069.00
Corey Pavin	T14	73-69-72-69	283	\$43,350.00	David Edwards	T54	72-69-77-73	291	\$5,840.00
Brian Watts	T14	70-74-66-73	283	\$43,350.00	Steve Flesch	T54	70-78-72-71	291	\$5,840.00
Paul Azinger	T19	76-69-66-73	284	\$30,906.00	Brent Geiberger	T54	72-75-70-74	291	\$5,840.00
Chris DiMarco	T19	71-72-70-71	284	\$30,906.00	Scott Simpson	T54	75-70-76-70	291	\$5,840.00
Tom Lehman	T19	70-73-73-68	284	\$30,906.00	Wayne Grady	58	71-74-73-74	292	\$5,712.00
Larry Mize	T19	71-68-76-69	284	\$30,906.00	Fred Couples	T59	71-74-76-72	293	\$5,533.84
Naomichi Joe Ozaki	T19	70-70-71-73	284	\$30,906.00	Per-Ulrik Johansson	T59	74-69-79-71	293	\$5,533.84
Kyoung-Ju Choi	T24	69-72-76-68	285	\$20,181.43	Mark Brooks	T59	72-71-75-75	293	\$5,533.83
Stewart Cink	T24	69-71-73-72	285	\$20,181.43	Trevor Dodds	T59	73-72-75-73	293	\$5,533.83
Chris Perry	T24	67-73-71-74	285	\$20,181.43	Jarrod Moseley	T59	73-74-73-73	293	\$5,533.83
Payne Stewart	T24	75-65-73-72	285	\$20,181.43	Mark O'Meara	T59	70-71-76-76	293	\$5,533.83
Steve Stricker	T24	69-70-73-73	285	\$20,181.43	Eric Booker	T65	75-73-72-74	294	\$5,329.50
Mike Weir	T24	73-72-74-66	285	\$20,181.43	Len Mattiace	T65	70-77-73-74	294	\$5,329.50
Mark Calcavecchia ..	T24	71-67-71-76	285	\$20,181.42	David Frost	T67	74-74-73-74	295	\$5,227.50
Stuart Appleby	T31	69-72-72-73	286	\$15,459.25	Doug Tewell	T67	75-71-73-76	295	\$5,227.50
Lee Janzen	T31	65-70-78-73	286	\$15,459.25	Greg Norman	69	76-71-75-74	296	\$5,151.00
Frank Nobilo	T31	67-75-73-71	286	\$15,459.25	Jack Nicklaus	T70	74-74-76-73	297	\$5,074.50
Curtis Strange	T31	70-70-72-74	286	\$15,459.25	Hidemichi Tanaka ..	T70	74-71-72-80	297	\$5,074.50
Joe Durant	T35	71-71-74-71	287	\$11,777.38	Bob Friend	T72	74-74-79-72	299	\$4,972.50
Fred Funk	T35	72-73-72-70	287	\$11,777.38	Kevin Sutherland ..	T72	73-74-78-74	299	\$4,972.50
Dudley Hart	T35	73-72-72-70	287	\$11,777.38	Ted Tryba	74	73-74-78-75	300	\$4,896.00
Bob Tway	T35	72-75-71-69	287	\$11,777.38	Fuzzy Zoeller	75	73-72-82-74	301	\$4,845.00

The following players did not finish (C=cut, W=withdrew, D=disqualified)

C—149- Doug Dunakey, Steve Elkington, Scott Gump, Steve Lowery, Rocco Mediate, Steve Pate, Chris Riley. **150-** Tommy Armour III, Scott McCarron, Don Pooley. **151-** Billy Ray Brown, Paul Goydos, Shigeki Maruyama. **152-** Ben Crenshaw, Gabriel Hjertstedt, Joey Sindelar. **153-** Greg Kraft, Davis Love III. **154-** David Toms, Kirk Triplett. **155-** Brandel Chamblee, Keith Fergus, David Howell. **156-** Nolan Henke, Tommy Tolles. **157-** Roger Maltbie. **158-** Michael Bradley. **160-** Patrik Sjoiland. **W— 72-** John Huston. **82-** John Daly.

MEMORIAL TOURNAMENT



TOURNAMENT HISTORY

Year	Winner	Score	Runner-up	Score	Location	Par/Yards
MEMORIAL TOURNAMENT						
1976	*Roger Maltbie	288	Hale Irwin	288	Muirfield Village GC, Dublin, OH	72/7027
1977	Jack Nicklaus	281	Hubert Green	283	Muirfield Village GC, Dublin, OH	72/7101
1978	Jim Simons	284	Bill Kratzert	285	Muirfield Village GC, Dublin, OH	72/7101
1979	Tom Watson	285	Miller Barber	288	Muirfield Village GC, Dublin, OH	72/7101
1980	David Graham	280	Tom Watson	281	Muirfield Village GC, Dublin, OH	72/7116
1981	Keith Fergus	284	Jack Renner	285	Muirfield Village GC, Dublin, OH	72/7116
1982	Raymond Floyd	281	Peter Jacobsen	283	Muirfield Village GC, Dublin, OH	72/7116
			Wayne Levi			
			Roger Maltbie			
			Gil Morgan			
1983	Hale Irwin	281	Ben Crenshaw	282	Muirfield Village GC, Dublin, OH	72/7116
			David Graham			
1984	*Jack Nicklaus	280	Andy Bean	280	Muirfield Village GC, Dublin, OH	72/7116
1985	Hale Irwin	281	Lanny Wadkins	282	Muirfield Village GC, Dublin, OH	72/7106
1986	Hal Sutton	271	Don Pooley	275	Muirfield Village GC, Dublin, OH	72/7106
1987	Don Pooley	272	Curt Byrum	275	Muirfield Village GC, Dublin, OH	72/7104
1988	Curtis Strange	274	David Frost	276	Muirfield Village GC, Dublin, OH	72/7104
			Hale Irwin			
1989	Bob Tway	277	Fuzzy Zoeller	279	Muirfield Village GC, Dublin, OH	72/7104
1990	~Greg Norman	216	Payne Stewart	217	Muirfield Village GC, Dublin, OH	72/7104
1991	*Kenny Perry	273	Hale Irwin	273	Muirfield Village GC, Dublin, OH	72/7104
1992	*David Edwards	273	Rick Fehr	273	Muirfield Village GC, Dublin, OH	72/7104
1993	Paul Azinger	274	Corey Pavin	275	Muirfield Village GC, Dublin, OH	72/7104
1994	Tom Lehman	268	Greg Norman	273	Muirfield Village GC, Dublin, OH	72/7104
1995	Greg Norman	269	David Duval	273	Muirfield Village GC, Dublin, OH	72/7104
			Mark Calcavecchia			
			Steve Elkington			
1996	Tom Watson	274	David Duval	276	Muirfield Village GC, Dublin, OH	72/7118
1997	~Vijay Singh	202	Jim Furyk	204	Muirfield Village GC, Dublin, OH	72/7163
			Greg Norman			
1998	Fred Couples	271	Andrew Magee	275	Muirfield Village GC, Dublin, OH	72/7163
1999	Tiger Woods	273	Vijay Singh	275	Muirfield Village GC, Dublin, OH	72/7163

Tournament Record: 268—Tom Lehman, 1994
 Course Record: 61—John Huston, 1996

KEY: * = Playoff ~ = Weather-shortened

MEMORIAL TOURNAMENT NOTE

Four times in PGA TOUR history a player has hit every fairway during all four rounds. Three of those times occurred during the Memorial Tournament. In 1986 and 1987, **Calvin Peete** hit 56 of 56 fairways on his way to finishing T57 and T46, respectively. In 1992, **Brian Claar** hit all 56 fairways and finished T26.

1999 FEDEX ST. JUDE CLASSIC

Tournament Players Club at Southwind, Memphis, TN
Par: 36-35-71 Yards: 7,006

Purse: \$2,500,000
June 10-14, 1999



LEADERS: First Round—David Frost, Hal Sutton and Tom Lehman opened with 8-under-par 63s and led by one stroke ahead of four other players. **Second Round**—Frost added another 63 to tie the PGA TOUR record for opening 36 holes with his 16-under-par 126 total. Frost led by four strokes over Sutton. **Third Round**—Tim Herron, Ted Tryba, Sutton and Lehman shared the lead at 14-under-par 199. Three other players were another stroke back.

PRO-AM: \$10,000. Team—Jeff Sluman, Michael Bradley, 51, \$1,800 each.



CUT: 77 players at 4-under-par 138 from a field of 156.

WEATHER: Sunny and hot Thursday, with temperatures in the mid 90s. Lightning delayed the start of Friday play 15 minutes. Continuing hot with temperatures in the low 90s into the afternoon on Friday, when lightning again developed in the area. Play was delayed from 3:42-4:40 p.m. Saturday overcast kept temperatures in the mid 80s. Play was suspended at 12:46 p.m. Sunday afternoon, when lightning and heavy rains moved into the area, with 54 players still on the course. Two inches of rain fell in one half-hour, causing flooding on the golf course. Play resumed at 7:30 a.m. Monday morning under overcast skies.

Winner: Ted Tryba 68-64-67-66 265 \$450,000.00

Tim Herron	T2	67-66-66-68	267	\$220,000.00	Fred Funk	T36	70-65-69-71	275	\$11,520.83
Tom Lehman	T2	63-68-68-68	267	\$220,000.00	Jeff Maggert	T36	70-64-71-70	275	\$11,520.83
Jose Maria Olazabal ..	T4	68-68-70-62	268	\$110,000.00	Ben Bates	T42	67-68-68-73	276	\$8,043.75
Kevin Wentworth	T4	69-69-63-67	268	\$110,000.00	Brad Bryant	T42	66-71-69-70	276	\$8,043.75
Paul Azinger	T6	66-70-69-65	270	\$80,937.50	Brian Gay	T42	66-68-73-69	276	\$8,043.75
Rick Fehr	T6	66-69-66-69	270	\$80,937.50	Jay Haas	T42	66-70-67-73	276	\$8,043.75
Kevin Sutherland	T6	69-65-66-70	270	\$80,937.50	David Ogri	T42	68-69-69-70	276	\$8,043.75
Hal Sutton	T6	63-67-69-71	270	\$80,937.50	Nick Price	T42	64-71-70-71	276	\$8,043.75
Miguel Angel Jimenez ..	T10	68-67-71-65	271	\$57,500.00	David Sutherland ..	T42	65-70-67-74	276	\$8,043.75
Frank Lickliter	T10	65-71-66-69	271	\$57,500.00	Charles Warren	T42	70-68-68-70	276	\$8,043.75
Davis Love III	T10	67-68-68-68	271	\$57,500.00	Jay Don Blake	T50	69-68-72-68	277	\$6,030.00
Brett Quigley	T10	70-65-66-70	271	\$57,500.00	Jay Delsing	T50	68-70-68-71	277	\$6,030.00
Omar Uresti	T10	65-67-68-71	271	\$57,500.00	John Huston	T50	67-69-71-70	277	\$6,030.00
David Frost	T15	63-63-74-72	272	\$42,500.00	Rocco Mediate	T50	69-69-69-70	277	\$6,030.00
Sean Murphy	T15	69-69-68-66	272	\$42,500.00	Frank Nobilo	T50	69-69-70-69	277	\$6,030.00
Kirk Triplett	T15	68-67-69-68	272	\$42,500.00	Fulton Allem	T55	65-72-69-72	278	\$5,575.00
Pete Jordan	T18	69-69-72-63	273	\$30,428.58	Robert Allenby	T55	67-66-72-73	278	\$5,575.00
Ronnie Black	T18	68-70-66-69	273	\$30,428.57	Stephen Ames	T55	68-68-69-73	278	\$5,575.00
Phil Blackmar	T18	64-70-69-70	273	\$30,428.57	Emlyn Aubrey	T55	68-64-74-72	278	\$5,575.00
Clark Dennis	T18	66-70-65-72	273	\$30,428.57	Loren Roberts	T55	69-66-73-70	278	\$5,575.00
Jonathan Kaye	T18	71-65-67-70	273	\$30,428.57	Mike Sposa	T55	69-69-70-70	278	\$5,575.00
Tim Loustalot	T18	70-67-71-65	273	\$30,428.57	Esteban Toledo	T55	69-69-69-71	278	\$5,575.00
Scott Verplank	T18	70-67-70-66	273	\$30,428.57	David Toms	T55	72-65-72-69	278	\$5,575.00
Rich Beem	T25	68-69-69-68	274	\$17,147.73	Stuart Appleby	T63	69-69-72-69	279	\$5,325.00
Danny Briggs	T25	69-64-74-67	274	\$17,147.73	Franklin Langham ..	T63	71-67-73-68	279	\$5,325.00
Paul Goydos	T25	69-68-73-64	274	\$17,147.73	Mike Brisky	T65	69-68-70-73	280	\$5,150.00
Billy Mayfair	T25	68-70-67-69	274	\$17,147.73	Tom Byrum	T65	69-67-74-70	280	\$5,150.00
Perry Moss	T25	69-68-70-67	274	\$17,147.73	Doug Martin	T65	69-69-72-70	280	\$5,150.00
Tom Scherrer	T25	66-67-74-67	274	\$17,147.73	Lee Rinker	T65	68-68-72-72	280	\$5,150.00
Curtis Strange	T25	65-71-70-68	274	\$17,147.73	Doug Tewell	T65	69-69-74-68	280	\$5,150.00
Grant Waite	T25	67-68-71-68	274	\$17,147.73	Bob Burns	70	69-66-68-78	281	\$5,000.00
Glen Day	T25	67-68-68-71	274	\$17,147.72	Paul Stankowski ..	71	70-68-69-75	282	\$4,950.00
Bradley Hughes	T25	70-65-67-72	274	\$17,147.72	Brad Fabel	T72	69-67-76-71	283	\$4,875.00
Jerry Kelly	T25	65-66-71-72	274	\$17,147.72	Scott McCarron	T72	70-67-76-70	283	\$4,875.00
Trevor Dodds	T36	65-72-70-68	275	\$11,520.84	Woody Austin	T74	72-66-73-74	285	\$4,750.00
P.H. Horgan III	T36	67-64-75-69	275	\$11,520.84	Scott Simpson	T74	68-70-71-76	285	\$4,750.00
Notah Begay III	T36	68-68-67-72	275	\$11,520.83	Mike Springer	T74	67-70-75-73	285	\$4,750.00
Jim Carter	T36	67-67-71-70	275	\$11,520.83	Greg Norman	WD	66-72-72		

The following players did not finish (C=cut, W=withdrew, D=disqualified)

C—139- Andy Bean, Cameron Beckman, Alan Bratton, Russ Cochran, Chris DiMarco, Doug Dunakey, Jeff Gallagher, Kelly Gibson, John Maginnes, Kenny Perry, Charles Raulerson, Clarence Rose. 140- Briny Baird, Jimmy Green, Mike Hulbert, Dicky Pride, Rory Sabbatini, David Seawell, Jeff Sluman, Chris Smith, Dave Stockton, Jr., Willie Wood, Fuzzy Zoeller. 141- Tommy Armour III, Eric Bookser, Robin Freeman, Bob Friend, Brian Henninger, Tom Kite, Andrew Magee, Blaine McCallister, Mike Standly, Bob Tway. 142- Ty Armstrong, Michael Bradley, Jeff Brehaut, Barry Cheesman, Robert Damron, Dan Forsman, Bob Gilder, Craig Parry, Larry Rinker, Geoffrey Sisk, Payne Stewart, Duffy Waldorf, Jay Williamson, Kaname Yokoo. 143- Doug Barron, Chip Beck, John Daly, Jim Gallagher, Jr., Wayne Grady, Steve Jurgensen, Deane Pappas. 144- Craig Barlow, Greg Chalmers, R.W. Eaks. 145- Chris Couch, Packard Dewitt, Lee Porter, Chris Riley. 146- Mark Brooks, Marion Dantzier, Joe Ogilvie. 147- Billy Ray Brown, Lewis Chitengwa, Kip Henley, Kent Jones, Phil Tataurangi. 148- David Gossett, J.L. Lewis. 149- Bo Van Pelt. 150- Bill Hickey. 151- Ted Purdy, Paul Tesori. 154- Sam Kern. W—74- Carlos Franco, Neal Lancaster. 83- Tommy Tolles, Sergio Garcia.

FEDEX ST. JUDE CLASSIC



TOURNAMENT HISTORY

Year	Winner	Score	Runner-up	Score	Location	Par/Yards
MEMPHIS INVITATIONAL OPEN						
1958	Billy Maxwell	267	Cary Middlecoff	268	Colonial CC, Memphis, TN	70/6466
1959	*Don Whitt	272	Al Balding	272	Colonial CC, Memphis, TN	70/6466
1960	*Tommy Bolt	273	Gary Player	273	Colonial CC, Memphis, TN	70/6466
1961	Cary Middlecoff	266	Ben Hogan	271	Colonial CC, Memphis, TN	70/6466
1962	*Lionel Hebert	267	Gene Littler	267	Colonial CC, Memphis, TN	70/6466
1963	*Tony Lema	270	Gardner Dickinson	270	Colonial CC, Memphis, TN	70/6466
1964	Mike Souchak	270	Mike Souchak	271	Colonial CC, Memphis, TN	70/6466
1965	*Jack Nicklaus	271	Gene Littler	271	Colonial CC, Memphis, TN	70/6466
1966	Bert Yancey	265	Johnny Pott	270	Colonial CC, Memphis, TN	70/6466
1967	Dave Hill	272	Johnny Pott	274	Colonial CC, Memphis, TN	70/6466
1968	Bob Lunn	268	Monty Kaser	269	Colonial CC, Memphis, TN	70/6466
1969	Dave Hill	265	Lee Elder	267	Colonial CC, Memphis, TN	70/6466
DANNY THOMAS MEMPHIS CLASSIC						
1970	Dave Hill	267	Frank Beard	268	Colonial CC, Memphis, TN	70/6466
1971	Lee Trevino	268	Homero Blancas	272	Colonial CC, Memphis, TN	70/6466
1972	Lee Trevino	281	Bob Charles	285	Colonial CC (South), Cordova, TN	72/6883
1973	Dave Hill	283	Lee Elder	284	Colonial CC (South), Cordova, TN	72/7282
1974	Gary Player	273	Jerry Heard	275	Colonial CC (South), Cordova, TN	72/7282
1975	Gene Littler	270	Hale Irwin	275	Colonial CC (South), Cordova, TN	72/7282
1976	Gibby Gilbert	273	Randy Wolff	277	Colonial CC (South), Cordova, TN	72/7282
1977	Al Geiberger	273	John Mahaffey	276	Colonial CC (South), Cordova, TN	72/7282
1978	*Andy Bean	277	Gil Morgan	277	Colonial CC (South), Cordova, TN	72/7282
1979	*Gil Morgan	278	Gary Player	278	Colonial CC (South), Cordova, TN	72/7282
1980	Lee Trevino	272	Larry Nelson	273	Colonial CC (South), Cordova, TN	72/7282
1981	Jerry Pate	274	Tom Purtzer	276	Colonial CC (South), Cordova, TN	72/7282
1982	Raymond Floyd	271	Tom Kite	277	Colonial CC (South), Cordova, TN	72/7282
1983	Larry Mize	274	Bruce Lietzke	275	Colonial CC (South), Cordova, TN	72/7282
1984	Bob Eastwood	280	Mike Holland	282	Colonial CC (South), Cordova, TN	72/7282
ST. JUDE MEMPHIS CLASSIC						
1985	*Hal Sutton	279	Chip Beck	279	Colonial CC (South), Cordova, TN	72/7282
FEDERAL EXPRESS ST. JUDE CLASSIC						
1986	Mike Hulbert	280	Sammy Rachels	281	Colonial CC (South), Cordova, TN	72/7282
1987	Curtis Strange	275	Fuzzy Zoeller	276	Colonial CC (South), Cordova, TN	72/7282
			Ralph Landrum			
			Mark O'Meara			
			Tim Simpson			
			Mike Donald			
			Tom Kite			
			Denis Watson			

FEDEX ST. JUDE CLASSIC



TOURNAMENT HISTORY

Year	Winner	Score	Runner-up	Score	Location	Par/Yards
1988	Jodie Mudd	273	Peter Jacobsen Nick Price	274	Colonial CC (South), Cordova, TN	72/7282
1989	John Mahaffey	272	Bob Gilder Hubert Green Bernhard Langer Bob Tway	275	TPC at Southwind, Germantown, TN	71/7006
1990	*Tom Kite	269	John Cook	269	TPC at Southwind, Germantown, TN	71/7006
1991	Fred Couples	269	Rick Fehr	272	TPC at Southwind, Germantown, TN	71/7006
1992	Jay Haas	263	Dan Forsman	266	TPC at Southwind, Germantown, TN	71/7006
1993	Nick Price	266	Robert Gamez Rick Fehr	269	TPC at Southwind, Germantown, TN	71/7006
1994	*Dicky Pride	267	Jeff Maggert Gene Sauers Hal Sutton	267	TPC at Southwind, Germantown, TN	71/7006
FEDEX ST. JUDE CLASSIC						
1995	Jim Gallagher, Jr.	267	Jay Delsing Ken Green	268	TPC at Southwind, Germantown, TN	71/7006
1996	John Cook	258	John Adams	265	TPC at Southwind, Germantown, TN	71/7006
1997	Greg Norman	268	Dudley Hart	269	TPC at Southwind, Germantown, TN	71/7006
1998	*Nick Price	268	Jeff Sluman	268	TPC at Southwind, Germantown, TN	71/7006
1999	Ted Tryba	265	Tim Herron Tom Lehman	268	TPC at Southwind, Germantown, TN	71/7006

Tournament Record: 258—John Cook, 1996
Current Course Record: 61—Jay Delsing, 1993

KEY: * = Playoff

FEDEX ST. JUDE CLASSIC NOTES

The 1999 FedEx St. Jude Classic had to be carried over to Monday after two inches of rain fell in one half-hour on Sunday afternoon. Fifty-four players were on the golf course when lightning and heavy rains moved into the area. Play resumed at 7:30 a.m. Monday under overcast skies. The tournament was one of three PGA TOUR events that couldn't be completed until Monday. The others were the B.C. Open, where **Brad Faxon** defeated **Fred Funk** in a playoff, and the Southern Farm Bureau Classic.

When **Nick Price** won the 1998 FedEx St. Jude Classic, he became the first repeat winner in Memphis since **Lee Trevino** won for the third time in 1980. Price previously won the tournament in 1993.

1999 U.S. OPEN CHAMPIONSHIP



Pinehurst Resort & CC No. 2, Pinehurst, NC
Par: 35-35-70 Yards: 7,175

Purse: \$3,500,000
June 17-20, 1999

LEADERS: First Round—David Duval, Phil Mickelson, Billy Mayfair and Paul Goydos each shot 3-under-par 67 to lead by one stroke over five players. **Second Round**—Payne Stewart, Mickelson and Duval, at 3-under-par 137, led by two strokes over four players. **Third Round**—Stewart, at 1-under-par 209, led by one stroke over Phil Mickelson and by two over Tiger Woods and Tim Herron.



CUT: 68 players at 7-over-par 147 (low 60 and ties, and anyone within 10 strokes of the lead) from a field of 156.

WEATHER: Partly cloudy Thursday, with skies clearing by early afternoon. Absolutely perfect conditions Friday, with cloudless skies and temperatures in the low 80s. More breezy Saturday and Sunday, with overcast conditions and brief periods of light rain.

Winner: Payne Stewart 68-69-72-70 279 \$625,000.00

Phil Mickelson	2	67-70-73-70	280	\$370,000.00	Gabriel Hjertstedt ...	T34	75-72-79-70	296	\$19,083.75
Vijay Singh	T3	69-70-73-69	281	\$196,791.50	Rocco Mediate	T34	69-72-76-79	296	\$19,083.75
Tiger Woods	T3	68-71-72-70	281	\$196,791.50	Craig Parry	T34	69-73-79-75	296	\$19,083.75
Steve Stricker	5	70-73-69-73	285	\$130,655.00	Steve Pate	T34	70-75-75-76	296	\$19,083.75
Tim Herron	6	69-72-70-75	286	\$116,935.00	Corey Pavin	T34	74-71-78-73	296	\$19,083.75
Hal Sutton	T7	69-70-76-72	287	\$96,260.34	Esteban Toledo	T34	70-72-76-78	296	\$19,083.75
David Duval	T7	67-70-75-75	287	\$96,260.33	Steve Allan	T42	71-74-77-75	297	\$15,067.50
Jeff Maggert	T7	71-69-74-73	287	\$96,260.33	Gary Hallberg	T42	74-72-75-76	297	\$15,067.50
Darren Clarke	T10	73-70-74-71	288	\$78,862.50	Len Mattiace	T42	72-75-75-75	297	\$15,067.50
Billy Mayfair	T10	67-72-74-75	288	\$78,862.50	Chris Perry	T42	72-74-75-76	297	\$15,067.50
Paul Azinger	T12	72-72-75-70	289	\$67,347.00	Robert Allenby	T46	74-72-76-76	298	\$12,060.40
Paul Goydos	T12	67-74-74-74	289	\$67,347.00	Jim Carter	T46	73-70-78-77	298	\$12,060.40
Davis Love III	T12	70-73-74-72	289	\$67,347.00	Brandel Chamblee ..	T46	73-74-74-77	298	\$12,060.40
Justin Leonard	T15	69-75-73-73	290	\$58,214.50	Lee Janzen	T46	74-73-76-75	298	\$12,060.40
Colin Montgomerie ..	T15	72-72-74-72	290	\$58,214.50	David Lebeck	T46	74-70-78-76	298	\$12,060.40
Jim Furyk	T17	69-73-77-72	291	\$46,756.17	Steve Elkington	T51	71-72-79-77	299	\$10,305.00
Jay Haas	T17	74-72-73-72	291	\$46,756.17	Chris Tidland	T51	71-75-75-78	299	\$10,305.00
Dudley Hart	T17	73-73-76-69	291	\$46,756.17	Greg Kraft	T53	70-73-82-75	300	\$9,561.50
Jesper Parnevik	T17	71-71-76-73	291	\$46,756.17	Spike McRoy	T53	70-74-76-80	300	\$9,561.50
John Huston	T17	71-69-75-76	291	\$46,756.16	Phillip Price	T53	71-73-75-81	300	\$9,561.50
Scott Verplank	T17	72-73-72-74	291	\$46,756.16	Jason Tyska	T53	72-74-75-79	300	\$9,561.50
Miguel Angel Jimenez	T23	73-70-72-77	292	\$33,505.40	Jerry Kelly	T57	73-74-79-75	301	\$8,840.00
Nick Price	T23	71-74-74-73	292	\$33,505.40	Tom Watson	T57	75-70-77-79	301	\$8,840.00
Tom Scherrer	T23	72-72-74-74	292	\$33,505.40	Kaname Yokoo	T57	68-74-78-81	301	\$8,840.00
Brian Watts	T23	69-73-77-73	292	\$33,505.40	John Cook	T60	74-73-77-78	302	\$8,459.50
D.A. Weibring	T23	69-74-74-75	292	\$33,505.40	Tom Kite	T60	74-72-80-76	302	\$8,459.50
David Berganio, Jr. ...	T28	68-77-76-72	293	\$26,185.50	Chris Smith	T62	69-77-77-80	303	\$8,177.50
Tom Lehman	T28	73-74-73-73	293	\$26,185.50	Bob Tway	T62	69-77-79-78	303	\$8,177.50
Bob Estes	T30	70-71-77-76	294	\$23,804.50	Larry Mize	64	69-75-84-76	304	\$7,966.00
Geoffrey Sisk	T30	71-72-76-75	294	\$23,804.50	Hank Kuehne	65	72-75-81-78	306	Amateur
Stewart Cink	T32	72-74-78-71	295	\$22,448.50	Bob Burns	T66	71-76-84-77	308	\$7,754.50
Sven Struwer	T32	70-76-75-74	295	\$22,448.50	Ted Tryba	T66	72-75-82-79	308	\$7,754.50
Brad Fabel	T34	69-75-78-74	296	\$19,083.75	John Daly	68	68-77-81-83	309	\$7,543.00
Carlos Franco	T34	69-77-73-77	296	\$19,083.75					

The following players did not finish (C=cut, W=withdrew, D=disqualified)

C—148- Thomas Bjorn, Ben Crenshaw, Ernie Els, Nick Faldo, Steve Flesch, Mathias Gronberg, Scott Hoch, Stephen Leaney, Andrew Magee, Jim McGovern, Michael Muehr, Bobby Wadkins, Chris Zambri. **149-** Stuart Appleby, Peter Baker, Keith Clearwater, Glen Day, Fred Funk, Scott Gump, Steve Lowery, Jeff Sluman, Sam Torrance, Omar Uresti, Mike Weir, Lee Westwood, Dennis Zinkon, Richard Zokol. **150-** Notah Begay III, Mark Brooks, Olin Browne, Fred Couples, Robin Freeman, Bob Heintz, Shaun Michael, Mark O'Meara, Mark Slawter. **151-** Barry Cheesman, Erik Ciotli, Bob Friend, Bob Gilder, Greg Gregory, Bradley Hughes, Gary March, Bryce Molder, Greg Norman, Joey Sindelar, Jeff Street, Jay Williamson, Garrett Willis, Fuzzy Zoeller. **152-** Per-Ulrik Johansson, Keith Kulzer, Albert Ochoa, Patrik Sjolund, Curtis Strange, Kirk Triplett. **153-** Andrew Barnes, Mark Calcavecchia, Joe Durant, Jeff Freeman, Grant Masson, Jack Nicklaus, Chris Riley. **154-** Doug Barron, Steve Jones, Jumbo Ozaki. **155-** Craig Bowden, Bill Glasson, Matt Kuchar, Tom McKnight, Jeb Stuart. **156-** Chad Campbell, E.J. Pfister, Ron Philo, Jr., David Toms. **157-** Jeff Gallagher, Retief Goosen, Tim Loutalot, Mike Stone. **158-** John DiMarco, Scott Fawcett. **159-** Mark Mielke, Robert Russell, Jim White. **160-** Matt Call, Ryan Welborn. **W—75-** Jose Maria Olazabal. **76-** Hale Irwin.

U.S. OPEN



TOURNAMENT HISTORY

Year	Winner	Score	Runner-up	Score	Location
U.S. OPEN					
1895	Horace Rawlins	173	Willie Dunn	175	Newport GC, Newport, RI
1896	James Foulis	152	Horace Rawlins	155	Shinnecock Hills GC, Southampton, NY
1897	Joe Lloyd	162	Willie Anderson	163	Chicago GC, Wheaton, IL
(Competition extended from 36 to 72 holes after 1897)					
1898	Fred Herd	328	Alex Smith	335	Myopia Hunt Club, Hamilton, MA
1899	Willie Smith	315	George Low	326	Baltimore CC, Baltimore, MD
			Val Fitzjohn		
			W. H. Way		
1900	Harry Vardon	313	J. H. Taylor	315	Chicago GC, Wheaton, IL
1901	*Willie Anderson (85)	331	Alex Smith	(86)	Myopia Hunt Club, Hamilton, MA
1902	Laurie Auchterlonie	307	Stewart Gardner	313	Garden City GC, Garden City, LI, NY
1903	*Willie Anderson (82)	307	David Brown	(84)	Baltusrol GC, Short Hills, NJ
1904	Willie Anderson	303	Gil Nicholls	308	Glen View Club, Golf, IL
1905	Willie Anderson	314	Alex Smith	316	Myopia Hunt Club, Hamilton, MA
1906	Alex Smith	295	Willie Smith	302	Onwentsia Club, Lake Forest, IL
1907	Alex Ross	302	Gil Nicholls	304	Philadelphia Cricket Club, Chestnut Hill, PA
1908	*Fred McLeod (77)	322	Willie Smith	(83)	Myopia Hunt Club, Hamilton, MA
1909	George Sargent	290	Tom McNamara	294	Englewood GC, Englewood, NJ
1910	*Alex Smith (71)	298	John McDermott	(75)	Philadelphia Cricket Club, Chestnut Hill, PA
			Macdonald Smith	(77)	
1911	*John McDermott (80)	307	Mike Brady	(82)	Chicago GC, Wheaton, IL
			George Simpson	(85)	
1912	John McDermott	294	Tom McNamara	296	CC of Buffalo, Buffalo, NY
1913	#*Francis Ouimet (72)	304	Harry Vardon	(77)	The Country Club, Brookline, MA
			Edward Ray	(78)	
1914	Walter Hagen	290	#Charles Evans, Jr.	291	Midlothian CC, Blue Island, IL
1915	#Jerome Travers	297	Tom McNamara	298	Baltusrol GC, Short Hills, NJ
1916	#Charles Evans, Jr.	286	Jock Hutchison	288	Minikahda Club, Minneapolis, MN
1917-	No Championships—World War I				
1918					
1919	*Walter Hagen (77)	301	Mike Brady	(78)	Brae Burn CC, West Newton, MA
1920	Edward Ray	295	Harry Vardon	296	Inverness CC, Toledo, OH
			Jack Burke		
			Leo Diegel		
			Jock Hutchison		
1921	James M. Barnes	289	Walter Hagen	298	Columbia CC, Chevy Chase, MD
			Fred McLeod		
1922	Gene Sarazen	288	John L. Black	289	Skokie CC, Glencoe, IL
			#Robert T. Jones, Jr.		
1923	#*Robert T. Jones, Jr. (76)	296	Bobby Cruickshank	(78)	Inwood CC, Inwood, LI, NY
1924	Cyril Walker	297	#Robert T. Jones, Jr.	300	Oakland Hills CC, Birmingham, MI
1925	*Willie Macfarlane (147)	291	#Robert T. Jones, Jr. (148)	(148)	Worcester CC, Worcester, MA
1926	#Robert T. Jones, Jr.	293	Joe Turnesa	294	Scioto CC, Columbus, OH
1927	*Tommy Armour (76)	301	Harry Cooper	(79)	Oakmont CC, Oakmont, PA
1928	*Johnny Farrell (143)	294	#Robert T. Jones, Jr. (144)	(144)	Olympia Fields CC, Matteson, IL
1929	#*Robert T. Jones, Jr. (141)	294	Al Espinosa	(164)	Winged Foot GC, Mamaroneck, NY
1930	#Robert T. Jones, Jr.	287	Macdonald Smith	289	Interlachen CC, Hopkins, MN
1931	*Billy Burke (149-148)	292	George Von Elm	(149-149)	Inverness Club, Toledo, OH
1932	Gene Sarazen	286	Phil Perkins	289	Fresh Meadows CC, Flushing, NY
			Bobby Cruickshank		
1933	#Johnny Goodman	287	Ralph Guldahl	288	North Shore CC, Glenview, IL
1934	Olin Dutra	293	Gene Sarazen	294	Merion Cricket Club, Ardmore, PA
1935	Sam Parks, Jr.	299	Jimmy Thomson	301	Oakmont CC, Oakmont, PA
1936	Tony Manero	282	Harry Cooper	284	Baltusrol GC, Springfield, NJ
1937	Ralph Guldahl	281	Sam Snead	283	Oakland Hills CC, Birmingham, MI
1938	Ralph Guldahl	284	Dick Metz	290	Cherry Hills CC, Denver, CO

U.S. OPEN



TOURNAMENT HISTORY

Year	Winner	Score	Runner-up	Score	Location
1939	*Byron Nelson (68-70)	284	Craig Wood	(68-73)	Philadelphia CC, Philadelphia, PA
1940	*Lawson Little (70)	287	Denny Shute	(76)	Canterbury GC, Cleveland, OH
1941	Craig Wood	284	Gene Sarazen	(73)	Colonial Club, Fort Worth, TX
1942-	No Championships—World War II				
1945					
1946	*Lloyd Mangrum (72-72)	284	Denny Shute	287	Canterbury GC, Cleveland, OH
1947	*Lew Worsham (69)	282	Vic Ghezzi	(72-73)	Canterbury GC, Cleveland, OH
1948	Ben Hogan	276	Byron Nelson	(72-73)	St. Louis CC, Clayton, MO
1949	Cary Middlecoff	286	Sam Snead	(70)	Riviera CC, Los Angeles, CA
1950	*Ben Hogan (69)	287	Sam Snead	287	Medinah CC, Medinah, IL
1951	Ben Hogan	287	Clayton Heafner		Merion Golf Club, Ardmore, PA
1952	Julius Boros	281	Lloyd Mangrum	(73)	Oakland Hills CC, Birmingham, MI
1953	Ben Hogan	283	George Fazio	(75)	Northwood CC, Dallas, TX
1954	Ed Furgol	284	Clayton Heafner	289	Oakmont CC, Oakmont, PA
1955	*Jack Fleck (69)	287	Ed Oliver	285	Baltusrol GC, Springfield, NJ
1956	Cary Middlecoff	281	Sam Snead	289	Olympic Club, San Francisco, CA
1957	*Dick Mayer (72)	282	Gene Littler	285	Oak Hill CC, Rochester, NY
1958	Tommy Bolt	283	Ben Hogan	(72)	Inverness Club, Toledo, OH
1959	Billy Casper	282	Julius Boros	282	Southern Hills CC, Tulsa, OK
1960	Arnold Palmer	280	Cary Middlecoff	(79)	Winged Foot GC, Mamaroneck, NY
1961	Gene Littler	281	Gary Player	287	Cherry Hills CC, Denver, CO
1962	*Jack Nicklaus (71)	283	Bob Rosburg	283	Oakland Hills CC, Birmingham, MI
1963	*Julius Boros (70)	293	#Jack Nicklaus	282	Oakmont CC, Oakmont, PA
1964	Ken Venturi	278	Bob Goalby	282	The Country Club, Brookline, MA
1965	*Gary Player (71)	282	Doug Sanders		Congressional CC, Washington, DC
1966	*Billy Casper (69)	278	Arnold Palmer	(74)	Bellerive CC, St. Louis, MO
1967	Jack Nicklaus	275	Arnold Palmer	(73)	Olympic Club, San Francisco, CA
1968	Lee Trevino	275	Arnold Palmer	279	Baltusrol GC, Springfield, NJ
1969	Orville Moody	281	Jack Nicklaus	279	Oak Hill CC, Rochester, NY
1970	Tony Jacklin	281	Deane Beman	282	Champions GC, Houston, TX
1971	*Lee Trevino (68)	280	Al Geiberger		Hazeltine GC, Chaska, MN
1972	Jack Nicklaus	290	Bob Rosburg	288	Merion Golf Club, Ardmore, PA
1973	Johnny Miller	279	Dave Hill	(71)	Pebble Beach GL, Pebble Beach, CA
1974	Hale Irwin	287	Jack Nicklaus	293	Oakmont CC, Oakmont, PA
1975	*Lou Graham (71)	287	Bruce Crampton	280	Winged Foot GC, Mamaroneck, NY
1976	Jerry Pate	277	John Schlee	280	Medinah CC, Medinah, IL
1977	Hubert Green	278	Forrest Fezler	289	Atlanta Athletic Club, Duluth, GA
1978	Andy North	285	John Mahaffey	(73)	Southern Hills CC, Tulsa, OK
1979	Hale Irwin	284	Tom Weiskopf	279	Cherry Hills CC, Denver, CO
1980	Jack Nicklaus	272	Al Geiberger	279	Inverness Club, Toledo, OH
1981	David Graham	273	Lou Graham	279	Merion GC, Ardmore, PA
1982	Tom Watson	282	J. C. Snead	286	Pebble Beach GL, Pebble Beach, CA
1983	Larry Nelson	280	Gary Player	286	Oakmont CC, Oakmont, PA
1984	*Fuzzy Zoeller (67)	276	Jerry Pate	281	Winged Foot GC, Mamaroneck, NY
			Isao Aoki	(75)	
			George Burns		
			Bill Rogers		
			Jack Nicklaus	284	
			Tom Watson	281	
			Greg Norman	(75)	

U.S. OPEN



TOURNAMENT HISTORY

Year	Winner	Score	Runner-up	Score	Location
1985	Andy North	279	Dave Barr T.C. Chen Denis Watson	280	Oakland Hills CC, Birmingham, MI
1986	Raymond Floyd	279	Lanny Wadkins Chip Beck	281	Shinnecock Hills GC, Southampton, NY
1987	Scott Simpson	277	Tom Watson	278	Olympic Club Lake Course, San Francisco, CA
1988	*Curtis Strange (71)	278	Nick Faldo	(75)	The Country Club, Brookline, MA
1989	Curtis Strange	278	Chip Beck Mark McCumber Ian Woosnam	279	Oak Hill CC, Rochester, NY
1990	*Hale Irwin (74-3)	280	Mike Donald	(74-4)	Medinah CC, Medinah, IL
1991	*Payne Stewart (75)	282	Scott Simpson	(77)	Hazeltine National GC, Chaska, MN
1992	Tom Kite	285	Jeff Sluman	287	Pebble Beach GL, Pebble Beach, CA
1993	Lee Janzen	272	Payne Stewart	274	Baltusrol GC, Springfield, NJ
1994	*Ernie Els (74-4-4)	279	Loren Roberts Colin Montgomerie	(74-4-5) (78)	Oakmont CC, Oakmont, PA
1995	Corey Pavin	280	Greg Norman	282	Shinnecock Hills GC, Southampton, NY
1996	Steve Jones	278	Tom Lehman Davis Love III	279	Oakland Hills CC, Bloomfield Hills, MI
1997	Ernie Els	276	Colin Montgomerie	277	Congressional CC (Blue Course), Bethesda, MD
1998	Lee Janzen	280	Payne Stewart	281	The Olympic Club (Lake Course), San Francisco, CA
1999	Payne Stewart	279	Phil Mickelson	280	Pinehurst No. 2, Pinehurst, NC

Tournament Record: 272—Jack Nicklaus, 1980; Lee Janzen, 1993 (both Baltusrol GC)
 18-Hole Record: 63—Johnny Miller, 1973 (Oakmont CC); Tom Weiskopf, 1980 (Baltusrol GC);
 Jack Nicklaus, 1980 (Baltusrol GC)

KEY: * = Playoff

= Amateur

Figures in parentheses indicate playoff scores.

U.S. OPEN NOTES

With his victory last year at Pinehurst No. 2, **Payne Stewart** became the 19th player to win this tournament at least two times. **Willie Anderson**, **Bobby Jones**, **Ben Hogan** and **Jack Nicklaus** won four times, while **Hale Irwin** has won three Opens. Stewart is in a group of 14 players which has won twice.

In holding off **Phil Mickelson** and **Tiger Woods** in last year's U.S. Open, **Payne Stewart** one-putted the final three holes, including a 20-footer for victory on No. 18. That was the longest putt ever made on the final green to win a U.S. Open.

1999 BUICK CLASSIC

Westchester CC, Harrison, NY
Par: 36-35-71 Yards: 6,722

Purse: \$2,500,000
June 24-27, 1999



LEADERS: First Round—Stephen Ames opened with a 6-under-par 65. Frank Nobilo trailed by one stroke and Jim Carter by two. **Second Round**—Chris Perry and Jeff Maggert, at 6-under-par 136, held a one-stroke lead over Ames and Duffy Waldorf. **Third Round**—Carter and Waldorf, at 8-under-par 205, were two strokes ahead of Steve Flesch, Justin Leonard, David Sutherland, Lee Janzen and Chris Perry.



Cut: 82 players at 3-over-par 145 from a field of 156.

PRO-AM: \$10,000. Team—Olin Browne, 54, \$2,000.

WEATHER: Clear and pleasant Thursday and Friday, with 15 mph winds. Warm and humid with light winds Saturday and Sunday. Saturday's temperature reached 91 degrees.

Winner: Duffy Waldorf 70-67-68-71 276 \$450,000.00

(Won playoff with birdie-4 on first extra hole)

Dennis Paulson	2	71-70-68-67	276	\$270,000.00	Neal Lancaster	T41	70-70-71-74	285	\$9,250.00
Chris Perry	3	70-66-71-70	277	\$170,000.00	Dicky Pride	T41	73-69-74-69	285	\$9,250.00
Scott Hoch	4	73-70-66-69	278	\$120,000.00	Esteban Toledo	T41	71-69-74-71	285	\$9,250.00
Doug Barron	T5	74-68-69-68	279	\$84,750.00	Brad Bryant	T46	71-73-76-66	286	\$6,587.50
Jim Carter	T5	67-72-66-74	279	\$84,750.00	Doug Dunakey	T46	72-73-69-72	286	\$6,587.50
Gabriel Hjertstedt	T5	69-70-69-71	279	\$84,750.00	Harrison Frazar	T46	73-70-68-75	286	\$6,587.50
Loren Roberts	T5	71-71-68-69	279	\$84,750.00	Bradley Hughes	T46	76-68-69-73	286	\$6,587.50
Vijay Singh	T5	75-69-67-68	279	\$84,750.00	J.L. Lewis	T46	75-65-73-73	286	\$6,587.50
Tom Byrum	T10	68-70-70-72	280	\$51,875.00	Rocco Mediate	T46	75-69-73-69	286	\$6,587.50
Fred Couples	T10	69-69-72-70	280	\$51,875.00	Steve Pate	T46	68-71-72-75	286	\$6,587.50
David Duval	T10	70-75-68-67	280	\$51,875.00	Chris Smith	T46	73-70-70-73	286	\$6,587.50
Bob Estes	T10	70-71-69-70	280	\$51,875.00	Notah Begay III	T54	74-70-73-70	287	\$5,625.00
Steve Flesch	T10	72-69-66-73	280	\$51,875.00	John Elliott	T54	73-68-72-74	287	\$5,625.00
Lee Janzen	T10	71-67-69-73	280	\$51,875.00	Rick Fehr	T54	76-69-70-72	287	\$5,625.00
David Sutherland	T10	73-66-68-73	280	\$51,875.00	Dudley Hart	T54	71-70-75-71	287	\$5,625.00
Bob Tway	T10	73-68-75-64	280	\$51,875.00	Doug Martin	T54	71-70-71-75	287	\$5,625.00
Fred Funk	T18	72-67-70-72	281	\$33,750.00	Blaine McCallister	T54	72-70-68-77	287	\$5,625.00
Jeff Maggert	T18	70-66-77-68	281	\$33,750.00	Brett Quigley	T54	74-70-72-71	287	\$5,625.00
Corey Pavin	T18	72-73-65-71	281	\$33,750.00	Ted Tryba	T54	74-69-69-75	287	\$5,625.00
Kevin Sutherland	T18	71-70-74-66	281	\$33,750.00	David Berganio, Jr.	T62	72-73-69-74	288	\$5,325.00
Greg Chalmers	T22	68-75-69-70	282	\$23,208.34	Jim Gallagher, Jr.	T62	75-69-72-72	288	\$5,325.00
Jim Furyk	T22	70-74-70-68	282	\$23,208.34	Peter Jacobsen	T62	73-72-72-71	288	\$5,325.00
Ernie Els	T22	69-70-70-73	282	\$23,208.33	Frank Nobilo	T62	66-72-74-76	288	\$5,325.00
Brent Geiberger	T22	70-72-67-73	282	\$23,208.33	Stephen Ames	T66	65-72-75-77	289	\$5,100.00
Justin Leonard	T22	71-70-66-75	282	\$23,208.33	Eric Booker	T66	73-72-68-76	289	\$5,100.00
Omar Uresti	T22	71-68-69-74	282	\$23,208.33	Brad Fabel	T66	73-71-71-74	289	\$5,100.00
Rich Beem	T28	73-71-68-71	283	\$16,267.86	Steve Lowery	T66	72-73-73-71	289	\$5,100.00
Scott Dunlap	T28	69-72-71-71	283	\$16,267.86	Grant Waite	T66	71-74-73-71	289	\$5,100.00
Steve Elkington	T28	76-69-70-68	283	\$16,267.86	Joey Sindelar	T71	71-72-72-75	290	\$4,950.00
Scott Gump	T28	72-73-68-70	283	\$16,267.86	Mark Brooks	T72	74-70-73-74	291	\$4,850.00
J.P. Hayes	T28	73-70-68-72	283	\$16,267.86	Mark Calcavecchia	T72	74-70-71-76	291	\$4,850.00
Len Mattiace	T28	69-71-68-75	283	\$16,267.85	Sean Murphy	T72	69-74-75-73	291	\$4,850.00
Craig Parry	T28	73-71-66-73	283	\$16,267.85	Willie Wood	T75	73-71-72-76	292	\$4,750.00
Billy Andrade	T35	70-71-70-73	284	\$12,062.50	Chris Couch	T76	72-73-74-74	293	\$4,650.00
Paul Azinger	T35	70-71-74-69	284	\$12,062.50	Charles Raulerson	T76	71-73-71-78	293	\$4,650.00
Jay Haas	T35	68-73-73-70	284	\$12,062.50	Bo Van Pelt	T76	75-69-71-78	293	\$4,650.00
Tom Lehman	T35	75-66-72-71	284	\$12,062.50	Tom Pernice, Jr.	T79	73-72-73-76	294	\$4,550.00
Mike Reid	T35	71-72-68-73	284	\$12,062.50	Robert Damron	T80	73-69-71-82	295	\$4,450.00
Tom Scherrer	T35	74-71-68-71	284	\$12,062.50	Jimmy Green	T80	71-73-72-79	295	\$4,450.00
Mike Brisky	T41	74-69-73-69	285	\$9,250.00	Lee Rinker	T80	73-72-74-76	295	\$4,450.00
John Cook	T41	73-71-69-72	285	\$9,250.00					

The following players did not finish (C=cut, W=withdrew, D=disqualified)

C—146- Ty Armstrong, Craig Barlow, Chip Beck, Cameron Beckman, Stewart Cink, Joe Durant, John Maginnes, Mike Springer, Curtis Strange, Phil Taturangli. 147- Emlyn Aubrey, Woody Austin, Ben Bates, Michael Christie, Bob Friend, David Frost, Brian Gay, P.H. Horgan III, Joel Kribel, Jim McGovern, Joe Ogilvie, Mike Sposa, Mark Wiebe. 148- Briny Baird, Bob Burns, J.J. Henry, Tom Sutter, Kevin Wentworth. 149- Fulton Allem, Chris DiMarco, Trevor Dodds, Brian Henninger, Tom Kite, Greg Kraft, Lee Porter, Chris Riley, Larry Rinker. 150- Ronnie Black, Robin Freeman, Paul Goydos, Nolan Henke, Mike Hulbert, Pete Jordan, Skip Kendall, Wayne Levi, Dave Stockton, Jr. 151- Michael Allen, Alan Bratton, Clark Dennis, Mike Downey, Wayne Grady, Katsumasa Miyamoto, Geoffrey Sisk. 152- Andy Bean, Olin Browne, Jeff Gallagher, Tim Loutalot. 153- Tommy Armour III, Barry Cheesman, Kent Jones, Jerry Kelly, Rory Sabbatini, Craig Stadler, Jay Williamson. 154- Carl Alexander, Jeff Brehaut, Ben Crenshaw. 159- Scott Simpson. 161- James Lusk. 163- Robert Deruntz. W— 76- Jonathan Kaye. 79- Ted Purdy. 80- Russ Cochran, Bob Gilder.

BUICK CLASSIC



TOURNAMENT HISTORY

Year	Winner	Score	Runner-up	Score	Location	Par/Yards
WESTCHESTER CLASSIC						
1967	Jack Nicklaus	272	Dan Sikes	273	Westchester CC, Harrison, NY	72/6573
1968	Julius Boros	272	Bob Murphy	273	Westchester CC, Harrison, NY	72/6646
			Jack Nicklaus			
			Dan Sikes			
1969	Frank Beard	275	Bert Greene	276	Westchester CC, Harrison, NY	72/6677
1970	Bruce Crampton	273	Larry Hinson	274	Westchester CC, Harrison, NY	72/6700
			Jack Nicklaus			
1971	Arnold Palmer	270	Gibby Gilbert	275	Westchester CC, Harrison, NY	72/6700
			Hale Irwin			
1972	Jack Nicklaus	270	Jim Colbert	273	Westchester CC, Harrison, NY	72/6700
1973	*Bobby Nichols	272	Bob Murphy	272	Westchester CC, Harrison, NY	72/6614
1974	Johnny Miller	269	Don Bies	271	Westchester CC, Harrison, NY	72/6614
1975	*Gene Littler	271	Julius Boros	271	Westchester CC, Harrison, NY	72/6614
AMERICAN EXPRESS WESTCHESTER CLASSIC						
1976	David Graham	272	Ben Crenshaw	275	Westchester CC, Harrison, NY	71/6603
			Tom Watson			
			Fuzzy Zoeller			
1977	Andy North	272	George Archer	274	Westchester CC, Harrison, NY	71/6603
1978	Lee Elder	274	Mark Hayes	275	Westchester CC, Harrison, NY	71/6603
MANUFACTURERS HANOVER WESTCHESTER CLASSIC						
1979	Jack Renner	277	David Graham	278	Westchester CC, Harrison, NY	71/6603
			Howard Twitty			
1980	Curtis Strange	273	Gibby Gilbert	275	Westchester CC, Harrison, NY	71/6603
1981	Raymond Floyd	275	Bobby Clampett	277	Westchester CC, Harrison, NY	71/6603
			Gibby Gilbert			
			Craig Stadler			
1982	Bob Gilder	261	Peter Jacobsen	266	Westchester CC, Harrison, NY	70/6329
			Tom Kite			
1983	Seve Ballesteros	276	Andy Bean	278	Westchester CC, Harrison, NY	71/6687
			Craig Stadler			
1984	Scott Simpson	269	David Graham	274	Westchester CC, Harrison, NY	71/6687
			Jay Haas			
			Mark O'Meara			
1985	*Roger Maltbie	275	George Burns	275	Westchester CC, Harrison, NY	71/6722
			Ray Floyd			
1986	Bob Tway	272	Willie Wood	273	Westchester CC, Harrison, NY	71/6723
1987	*J.C. Snead	276	Seve Ballesteros	276	Westchester CC, Harrison, NY	71/6763
1988	*Seve Ballesteros	276	David Frost	276	Westchester CC, Harrison, NY	71/6773
			Ken Green			
			Greg Norman			
1989	*Wayne Grady	277	Ronnie Black	277	Westchester CC, Harrison, NY	71/6773
BUICK CLASSIC						
1990	Hale Irwin	269	Paul Azinger	271	Westchester CC, Harrison, NY	71/6773
1991	Billy Andrade	273	Brad Bryant	275	Westchester CC, Harrison, NY	71/6773
1992	David Frost	268	Duffy Waldorf	276	Westchester CC, Harrison, NY	71/6773
1993	*Vijay Singh	280	Mark Wiebe	280	Westchester CC, Harrison, NY	71/6773
1994	Lee Janzen	268	Ernie Els	271	Westchester CC, Harrison, NY	71/6773
1995	*Vijay Singh	278	Doug Martin	278	Westchester CC, Harrison, NY	71/6773
1996	Ernie Els	271	Steve Elkington	279	Westchester CC, Harrison, NY	71/6773
1997	Ernie Els	268	Jeff Maggert	270	Westchester CC, Harrison, NY	71/6722
1998	*J.P. Hayes	201	Jim Furyk	201	Westchester CC, Harrison, NY	71/6722
1999	*Duffy Waldorf	276	Dennis Paulson	276	Westchester CC, Harrison, NY	71/6722

Tournament Record: 261—Bob Gilder, 1982
 Course Record: 62—Dan Sikes, 1967; Jim Wright, 1976; Peter Jacobsen, 1982

KEY: * = Playoff ~ = Weather-shortened


1999 MOTOROLA WESTERN OPEN



Cog Hill G&CC (Dubsdread), Lemont, IL
Par: 36-36-72 Yards: 7,073

Purse: \$2,500,000
July 1-4, 1999

LEADERS: First Round—Mike Brisky opened with a 6-under-par 66. Hal Sutton, Vijay Singh and Briny Baird were one stroke back. Tiger Woods, Stuart Appleby, John Elliott and Lee Rinker trailed by two. **Second Round**—Woods and Appleby shared the lead at 10-under-par 134. Brisky was one stroke behind. **Third Round**—Woods, at 14-under-par 202, led Mike Weir, Brisky and Appleby by two strokes.



CUT: 76 players at 1-under-par 143 from a field of 156.

PRO-AM: \$10,000. Scott Hoch, 54, \$2,000.

WEATHER: Rain Wednesday night and early Thursday morning, but no delays in play. Mostly cloudy and warm Friday. Hot and humid Saturday and Sunday, with winds gusting to 20 mph.


Winner : Tiger Woods 68-66-68-71 273 \$450,000.00

Mike Weir	2	72-67-67-70	276	\$270,000.00	Dudley Hart	T34	71-67-76-73	287	\$12,093.75
Brent Geiberger	3	70-68-70-69	277	\$170,000.00	Esteban Toledo	T34	70-69-73-75	287	\$12,093.75
Vijay Singh	4	67-70-71-70	278	\$120,000.00	Briny Baird	T42	67-73-74-74	288	\$8,264.29
Dicky Pride	5	71-68-70-70	279	\$100,000.00	Michael Bradley	T42	70-69-79-70	288	\$8,264.29
John Maginnes	6	69-70-71-70	280	\$90,000.00	Dan Forsman	T42	69-72-75-72	288	\$8,264.29
Chris Perry	T7	71-70-69-71	281	\$80,625.00	Blaine McCallister	T42	72-70-72-74	288	\$8,264.29
Mike Reid	T7	70-70-73-68	281	\$80,625.00	Tom Byrum	T42	70-69-73-76	288	\$8,264.28
Glen Day	T9	69-73-68-72	282	\$65,000.00	Neal Lancaster	T42	69-74-71-74	288	\$8,264.28
Brian Henninger	T9	74-67-67-74	282	\$65,000.00	Loren Roberts	T42	69-68-72-79	288	\$8,264.28
Joe Ogilvie	T9	74-66-72-70	282	\$65,000.00	Harrison Frazar	T49	74-68-77-70	289	\$6,108.34
Hal Sutton	T9	67-70-73-72	282	\$65,000.00	Mike Springer	T49	73-70-77-69	289	\$6,108.34
Stuart Appleby	T13	68-66-72-77	283	\$46,875.00	Craig Barlow	T49	71-72-73-73	289	\$6,108.33
Tommy Armour III	T13	71-67-70-75	283	\$46,875.00	Robert Damron	T49	73-70-75-71	289	\$6,108.33
Mike Brisky	T13	66-69-71-77	283	\$46,875.00	Len Mattiace	T49	69-72-75-73	289	\$6,108.33
D.A. Weibring	T13	69-73-71-70	283	\$46,875.00	Ted Purdy	T49	74-66-71-78	289	\$6,108.33
Greg Chalmers	T17	73-70-69-72	284	\$37,500.00	Clark Dennis	T55	70-72-76-72	290	\$5,625.00
Franklin Langham	T17	70-70-70-74	284	\$37,500.00	Skip Kendall	T55	73-70-75-72	290	\$5,625.00
Frank Lickliter	T17	70-70-73-71	284	\$37,500.00	Frank Nobilo	T55	73-70-71-76	290	\$5,625.00
Doug Barron	T20	74-69-71-71	285	\$26,071.43	Dennis Paulson	T55	71-72-73-74	290	\$5,625.00
Rick Fehr	T20	72-68-70-75	285	\$26,071.43	Steve Stricker	T55	71-72-71-76	290	\$5,625.00
Mike Hulbert	T20	70-68-74-73	285	\$26,071.43	Scott Verplank	T55	72-70-74-74	290	\$5,625.00
Justin Leonard	T20	74-69-70-72	285	\$26,071.43	Pete Jordan	T61	70-71-76-74	291	\$5,325.00
Nick Price	T20	73-69-70-73	285	\$26,071.43	Steve Lowery	T61	73-67-76-75	291	\$5,325.00
David Toms	T20	71-68-72-74	285	\$26,071.43	Andrew Magee	T61	73-70-73-75	291	\$5,325.00
Lee Rinker	T20	68-72-69-76	285	\$26,071.42	Paul Stankowski	T61	72-69-74-76	291	\$5,325.00
Phil Blackmar	T27	70-71-71-74	286	\$17,000.00	Curtis Strange	T61	69-74-72-76	291	\$5,325.00
Mark Brooks	T27	72-71-73-70	286	\$17,000.00	Omar Uresti	T61	71-69-77-74	291	\$5,325.00
Scott Dunlap	T27	69-72-72-73	286	\$17,000.00	Kent Jones	67	73-70-72-77	292	\$5,150.00
John Elliott	T27	68-71-70-77	286	\$17,000.00	Olin Browne	T68	71-70-73-79	293	\$5,000.00
Scott Gump	T27	72-69-71-74	286	\$17,000.00	Brandel Chamblee	T68	73-67-78-75	293	\$5,000.00
J.L. Lewis	T27	70-73-70-73	286	\$17,000.00	Bob Estes	T68	74-69-77-73	293	\$5,000.00
Jeff Sluman	T27	73-66-74-73	286	\$17,000.00	Nolan Henke	T68	71-72-76-74	293	\$5,000.00
Ty Armstrong	T34	72-68-76-71	287	\$12,093.75	Joey Sindelar	T68	72-67-78-76	293	\$5,000.00
Woody Austin	T34	73-69-72-73	287	\$12,093.75	Peter Jacobsen	73	73-69-76-76	294	\$4,850.00
Ben Bates	T34	69-72-75-71	287	\$12,093.75	Brian Gay	74	73-69-75-78	295	\$4,800.00
Jay Don Blake	T34	71-66-72-78	287	\$12,093.75	David Frost	T75	69-73-72-82	296	\$4,725.00
Jim Carter	T34	69-73-74-71	287	\$12,093.75	Katsumasa Miyamoto	T75	72-71-72-81	296	\$4,725.00
Jim Furyk	T34	71-70-69-77	287	\$12,093.75					

The following players did not finish (C=cut, W=withdrew, D=disqualified)

C-144- Eric Booker, Billy Ray Brown, Joe Durant, Tim Herron, Lee Janzen, Jerry Kelly, Joel Kriebel, Larry Mize, Deane Pappas, Dave Stockton, Jr., Phil Tataurangi, Charles Warren. **145-** Billy Andrade, Jeff Brehaut, Paul Goydos, Scott Hoch, Steve Pate, Tom Pernice, Jr., Chris Smith. **146-** Stephen Ames, John Cook, Jay Delsing, Chris DiMarco, Steve Flesch, Michael Henderson, P.H. Horgan III, Andy North, Kenny Perry, Lee Porter, Charles Raulerson, Tom Scherrer, Mark Wiebe. **147-** Robert Allenby, Rich Beem, Notah Begay III, Danny Briggs, Brad Bryant, Russ Cochran, Chris Couch, Jim Gallagher, Jr., Jimmy Green, Joel Hirsch, Greg Kraft, Billy Mayfair, Grant Waite. **148-** Alan Bratton, Bob Friend, Jeff Gallagher, Larry Rinker. **149-** Ben Crenshaw, J.P. Hayes, John Huston, Doug Martin, David Ogrin, Tom Purtzer, Rory Sabbatini, Jay Williamson. **150-** Cameron Beckman, Doug Dunahey, Mike Sposa. **151-** Chip Beck, Barry Cheesman, Kelly Gibson, Tim Loustalot, Duffy Waldorf, David J. White. **152-** Michael Christie, Wayne Grady, Jonathan Kaye, Perry Moss, Bo Van Pelt, Kevin Wentworth. **153-** Sean Murphy, Jim Sabb. **154-** Bob Burns, Erik Ciotli. **155-** Scott Simpson. **157-** Danny Mulhearn. **165-** Brett Packee, Emyln Aubrey.


ADVIL WESTERN OPEN



TOURNAMENT HISTORY

Year	Winner	Score	Runner-up	Score	Location	Par/Yards
WESTERN OPEN						
1899	*Willie Smith	156	Laurie Auchterlonie	156	Glen View GC, Chicago, IL	72/6362
1900	No Tournament					
1901	Laurie Auchterlonie	160	David Bell	162	Midlothian CC, Chicago, IL	71/6654
1902	Willie Anderson	299	Willie Smith	304	Euclid Club, Cleveland, OH	N/A
1903	Alex Smith	318	Laurie Auchterlonie	320	Milwaukee CC, Milwaukee, WI	72/6867
			David Brown			
1904	Willie Anderson	304	Alex Smith	308	Kent CC, Grand Rapids, MI	71/6514
1905	Arthur Smith	278	James Maiden	280	Cincinnati GC, Cincinnati, OH	71/6231
1906	Alex Smith	306	Jack Hobens	309	Homewood CC, Chicago, IL	70/6311
1907	Robert Simpson	307	Willie Anderson	309	Hinsdale GC, Hinsdale, IL	71/6475
			Fred McCloud			
1908	Willie Anderson	299	Fred McCloud	300	Normandie GC, St. Louis, MO	71/6534
1909	Willie Anderson	288	Stewart Gardner	297	Skokie CC, Chicago, IL	72/6913
1910	#Charles Evans, Jr.	6&5	George Simpson		Beverly CC, Chicago, IL	72/6754
1911	Robert Simpson	2&1	Tom MacNamara		Kent CC, Grand Rapids, MI	71/6514
1912	Mac Smith	299	Alex Robertson	302	Idlewild CC, Chicago, IL	72/6754
1913	John McDermott	295	Mike Brady	302	Memphis CC, Memphis, TN	70/6695
1914	Jim Barnes	293	Willie Kidd	294	Interlachen CC, Minneapolis, MN	73/6733
1915	Tom McNamara	304	Alex Cunningham	306	Glen Oak CC, Chicago, IL	72/6503
1916	Walter Hagen	286	Jock Hutchison	287	Blue Mound CC, Chicago, IL	N/A
			George Sargent			
1917	Jim Barnes	283	Walter Hagen	285	Westmoreland CC, Chicago, IL	72/6798
1918	No Tournament					
1919	Jim Barnes	283	Leo Diegel	286	Mayfield CC, Cleveland, OH	72/6609
1920	Jock Hutchison	296	James Barnes	297	Olympia Fields CC, Chicago, IL	71/6749
			Clarence Hackney			
			Harry Hampton			
1921	Walter Hagen	287	Jock Hutchison	292	Oakwood Club, Cleveland, OH	71/6709
1922	Mike Brady	291	Laurie Ayton	301	Oakland Hills CC, Detroit, MI	72/7052
			Jock Hutchison			
1923	Jock Hutchison	281	Bobby Cruickshank	287	Colonial CC, Memphis, TN	70/7116
			Leo Diegel			
			Walter Hagen			
			Joe Kirkwood, Sr.			
1924	Bill Mehlhorn	293	Al Watrous	301	Calumet CC, Chicago, IL	72/6524
1925	Mac Smith	281	Leo Diegel	287	Youngstown CC, Youngstown, OH	71/6597
			Johnny Farrell			
			Emmet French			
			Walter Hagen			
			Bill Mehlhorn			
1926	Walter Hagen	279	Harry Cooper	288	Highland G&CC, Indianapolis, IN	70/6501
			Gene Sarazen			
1927	Walter Hagen	281	Al Espinosa	285	Olympia Fields CC, Chicago, IL	71/6749
			Bill Mehlhorn			
1928	Abe Espinosa	291	Johnny Farrell	294	North Shore GC, Chicago, IL	72/7024
1929	Tommy Armour	273	Horton Smith	281	Ozaukee CC, Milwaukee, WI	70/6553
1930	Gene Sarazen	278	Al Espinosa	285	Indianwood G&CC, Detroit, MI	N/A
1931	Ed Dudley	280	Walter Hagen	284	Miami Valley GC, Dayton, OH	71/6589
1932	Walter Hagen	287	Olin Dutra	288	Canterbury GC, Cleveland, OH	72/6877
1933	Mac Smith	282	Tommy Armour	288	Olympia Fields CC, Chicago, IL	71/6749
1934	*Harry Cooper	274	Ky Laffoon	274	Country Club of Peoria, Peoria, IL	70/6068
1935	John Revolta	290	Willie Goggin	294	South Bend CC, South Bend, IN	71/6455
1936	Ralph Guldahl	274	Ray Mangrum	277	Davenport CC, Davenport, IA	71/6458
1937	*Ralph Guldahl	288	Horton Smith	288	Canterbury CC, Cleveland, OH	72/6877
1938	Ralph Guldahl	279	Sam Snead	286	Westwood CC, St. Louis, MO	72/6785
1939	Byron Nelson	281	Lloyd Mangrum	282	Medinah CC, Chicago, IL	71/7104
1940	*Jimmy Demaret	293	Toney Penna	293	River Oaks CC, Houston, TX	72/6868


ADVIL WESTERN OPEN



TOURNAMENT HISTORY

Year	Winner	Score	Runner-up	Score	Location	Par/Yards
1941	Ed Oliver	275	Ben Hogan	278	Phoenix GC, Phoenix, AZ	71/6726
1942	Herman Barron	276	Byron Nelson			
1943-			Henry Picard	278	Phoenix GC, Phoenix, AZ	71/6726
1945	No Tournaments					
1946	Ben Hogan	271	Lloyd Mangrum	275	Sunset CC, St. Louis, MO	72/6323
1947	Johnny Palmer	270	Bobby Locke	271	Salt Lake City CC, Salt Lake City, UT	72/6891
			Ed Oliver			
1948	*Ben Hogan	281	Ed Oliver	281	Brookfield CC, Buffalo, NY	72/6813
1949	Sam Snead	268	Cary Middlecoff	272	Keller GC, St. Paul, MN	72/6542
1950	Sam Snead	282	Jim Ferrier	283	Brentwood CC, Los Angeles, CA	72/6729
			E. J. Harrison			
1951	Marty Furgol	270	Cary Middlecoff	271	Davenport CC, Davenport, IA	71/6450
1952	Lloyd Mangrum	274	Bobby Locke	282	Westwood CC, St. Louis, MO	72/6785
1953	Dutch Harrison	278	Ed Furgol	282	Bellerive CC, St. Louis, MO	71/7305
			Fred Haas			
			Lloyd Mangrum			
1954	*Lloyd Mangrum	277	Ted Kroll	277	Kenwood CC, Cincinnati, OH	72/6950
1955	Cary Middlecoff	272	Mike Souchak	274	Portland GC, Portland, OR	72/6564
1956	*Mike Fetchick	284	Doug Ford	284	Presidio CC, San Francisco, CA	72/6488
			Jay Hebert			
			Don January			
1957	*Doug Ford	279	George Bayer	279	Plum Hollow GC, Detroit, MI	72/6854
			Gene Littler			
			Billy Maxwell			
1958	Doug Sanders	275	Dow Finsterwald	276	Red Run GC, Royal Oak, MI	72/6801
1959	Mike Souchak	272	Arnold Palmer	273	Pittsburgh Field Club, Fox Chapel, PA	71/6586
1960	*Stan Leonard	278	Art Wall	278	Western G & CC, Detroit, MI	72/6808
1961	Arnold Palmer	271	Sam Snead	273	Blythefield CC, Grand Rapids, MI	71/6730
1962	Jacky Cupit	281	Billy Casper	283	Medinah CC, Medinah, IL	71/7014
1963	*Arnold Palmer	280	Julius Boros	280	Beverly CC, Chicago, IL	71/6923
			Jack Nicklaus			
1964	Chi Chi Rodriguez	268	Arnold Palmer	269	Tam O'Shanter CC, Niles, IL	71/6686
1965	Billy Casper	270	Jack McGowan	272	Tam O'Shanter CC, Niles, IL	71/6686
			Chi Chi Rodriguez			
1966	Billy Casper	283	Gay Brewer	286	Medinah CC, Medinah, IL	71/7014
1967	Jack Nicklaus	274	Doug Sanders	276	Beverly CC, Chicago, IL	71/6923
1968	Jack Nicklaus	273	Miller Barber	276	Olympia Fields CC, Olympia Fields, IL	71/6749
1969	Billy Casper	276	Rocky Thompson	280	Midlothian CC, Midlothian, IL	71/6654
1970	Hugh Royer	273	Dale Douglass	274	Beverly CC, Chicago, IL	71/6923
1971	Bruce Crampton	279	Bobby Nichols	281	Olympia Fields CC, Olympia Fields, IL	71/6749
1972	Jim Jamieson	271	Labron Harris, Jr.	277	Sunset Ridge, Winnetka, IL	71/6716
1973	Billy Casper	272	Larry Hinson	273	Midlothian CC, Midlothian, IL	71/6654
			Hale Irwin			
1974	Tom Watson	287	J.C. Snead	289	Butler National GC, Oak Brook, IL	71/7002
			Tom Weiskopf			
1975	Hale Irwin	283	Bobby Cole	284	Butler National GC, Oak Brook, IL	71/7002
1976	Al Geiberger	288	Joe Porter	289	Butler National GC, Oak Brook, IL	71/7002
1977	Tom Watson	283	Wally Armstrong	284	Butler National GC, Oak Brook, IL	72/7097
			Johnny Miller			
1978	*Andy Bean	282	Bill Rogers	282	Butler National GC, Oak Brook, IL	72/7097
1979	*Larry Nelson	286	Ben Crenshaw	286	Butler National GC, Oak Brook, IL	72/7097
1980	Scott Simpson	281	Andy Bean	286	Butler National GC, Oak Brook, IL	72/7097
1981	Ed Fiori	277	Jim Colbert	281	Butler National GC, Oak Brook, IL	72/7097
			Greg Powers			
			Jim Simons			
1982	Tom Weiskopf	276	Larry Nelson	277	Butler National GC, Oak Brook, IL	72/7097
1983	Mark McCumber	284	Tom Watson	285	Butler National GC, Oak Brook, IL	72/7097
1984	*Tom Watson	280	Greg Norman	280	Butler National GC, Oak Brook, IL	72/7097

ADVIL WESTERN OPEN



TOURNAMENT HISTORY

Year	Winner	Score	Runner-up	Score	Location	Par/Yards
1985	*#Scott Verplank	279	Jim Thorpe	279	Butler National GC, Oak Brook, IL	72/7097
1986	*Tom Kite	286	Fred Couples	286	Butler National GC, Oak Brook, IL	72/7097
			David Frost			
			Nick Price			
BEATRICE WESTERN OPEN						
1987	-D. A. Weibring	207	Larry Nelson	208	Butler National GC, Oak Brook, IL**	72/6752
			Greg Norman			
** Rain forced play to be held on nine holes of Butler National and nine holes at adjacent Oak Brook Village course.						
1988	Jim Benepe	278	Peter Jacobsen	279	Butler National GC, Oak Brook, IL	72/7097
1989	*Mark McCumber	275	Peter Jacobsen	275	Butler National GC, Oak Brook, IL	72/7097
CENTEL WESTERN OPEN						
1990	Wayne Levi	275	Payne Stewart	279	Butler National GC, Oak Brook, IL	72/7097
1991	Russ Cochran	275	Greg Norman	277	Cog Hill G&CC (Dubsdread), Lemont, IL	72/7040
1992	Ben Crenshaw	276	Greg Norman	277	Cog Hill G&CC (Dubsdread), Lemont, IL	72/7040
SPRINT WESTERN OPEN						
1993	Nick Price	269	Greg Norman	274	Cog Hill G&CC (Dubsdread), Lemont, IL	72/7040
MOTOROLA WESTERN OPEN						
1994	Nick Price	277	Greg Kraft	278	Cog Hill G&CC (Dubsdread), Lemont, IL	72/7040
1995	Billy Mayfair	279	Jay Haas	280	Cog Hill G&CC (Dubsdread), Lemont, IL	72/7040
			Justin Leonard			
			Jeff Maggert			
1996	Steve Stricker	270	Billy Andrade	278	Cog Hill G&CC (Dubsdread), Lemont, IL	72/7073
			Jay Don Blake			
1997	Tiger Woods	275	Frank Nobilo	278	Cog Hill G&CC (Dubsdread), Lemont, IL	72/7073
1998	Joe Durant	271	Vijay Singh	273	Cog Hill G&CC (Dubsdread), Lemont, IL	72/7073
1999	Tiger Woods	273	Mike Weir	276	Cog Hill G&CC (Dubsdread), Lemont, IL	72/7073

Tournament Record: 268—Sam Snead, 1949 (Keller GC); Chi Chi Rodriguez, 1964 (Tam O'Shanter CC)
 Current Course Record: 63—Jeff Sluman, 1992; John Adams, 1993; Dudley Hart, 1998

KEY: * = Playoff

~ = Weather-shortened

= Amateur

ADVIL WESTERN OPEN NOTE

Mike Brady holds the record for the largest winning margin in the Advil Western Open. In 1922, at Oakland Hills CC in Birmingham, MI, Brady shot 291 to defeat **Jock Hutchison, Jr.** and **Laurie Ayton** by 10 strokes. **Brady** also has the distinction of being the only host professional to win the tournament.


1999 GREATER MILWAUKEE OPEN

Brown Deer Park GC, Milwaukee, WI
Par: 35-36-71 Yards: 6,739

Purse: \$2,300,000
July 8-11, 1999



LEADERS: First Round—Ben Bates tied the Brown Deer Park course record with a 9-under-par 62 and led by two strokes over Mark Calcavecchia and Tom Pernice, Jr. **Second Round**—John Maginnes, at 12-under-par 130, led by one stroke over Jerry Kelly and Carlos Franco. **Third Round**—Kelly, at 16-under-par 197 after a 5-under-par 66, led by one stroke over Franco. (NOTE: Steve Lowery broke the course record with a 10-under-par 61 in the fourth round.)



PRO-AM: \$10,000. Team—Jay Haas, 53, \$2,000.

CUT: 88 players at 1-under-par 141 from a field of 156.

WEATHER: Sunny early Thursday, giving way to mostly cloudy skies in the afternoon. There were heavy overnight rains but no delay in the start of Friday play. Cloudless skies Friday, with temperatures in the low 80s. Perfect on the weekend, with temperatures in the high 70s.

Winner: Carlos Franco 65-66-67-66 264 \$414,000.00

Tom Lehman	2	68-67-65-66	266	\$248,400.00	Brian Claar	T46	68-71-71-68	278	\$5,980.00
Jerry Kelly	3	66-65-66-71	268	\$156,400.00	Chris Couch	T46	71-70-71-66	278	\$5,980.00
Dan Forsman	T4	67-68-66-68	269	\$101,200.00	John Elliott	T46	66-73-69-70	278	\$5,980.00
Steve Lowery	T4	70-70-68-61	269	\$101,200.00	P.H. Horgan III	T46	70-68-71-69	278	\$5,980.00
Skip Kendall	T6	67-70-68-65	270	\$79,925.00	J.L. Lewis	T46	70-70-66-72	278	\$5,980.00
Chris Perry	T6	65-68-67-70	270	\$79,925.00	Deane Pappas	T46	68-72-66-72	278	\$5,980.00
Mark Calcavecchia	T8	64-70-69-68	271	\$69,000.00	Brett Quigley	T46	67-71-71-69	278	\$5,980.00
Joey Sindelar	T8	65-68-68-70	271	\$69,000.00	Loren Roberts	T46	68-72-69-69	278	\$5,980.00
Ben Bates	T10	62-73-70-67	272	\$49,285.72	Ted Schulz	T46	69-71-69-69	278	\$5,980.00
Michael Bradley	T10	70-67-69-66	272	\$49,285.72	Joe Durant	T55	67-69-70-73	279	\$5,152.00
Steve Stricker	T10	69-67-69-67	272	\$49,285.72	Bob Gilder	T55	66-75-68-70	279	\$5,152.00
Jay Delsing	T10	68-70-66-68	272	\$49,285.71	Nolan Henke	T55	71-69-73-66	279	\$5,152.00
Jay Haas	T10	69-68-66-69	272	\$49,285.71	Perry Moss	T55	69-70-71-69	279	\$5,152.00
John Maginnes	T10	66-64-74-68	272	\$49,285.71	Charles Raulerson	T55	70-70-70-69	279	\$5,152.00
Mark Wiebe	T10	68-68-68-68	272	\$49,285.71	Chris Smith	T55	66-72-70-71	279	\$5,152.00
Doug Barron	T17	69-70-65-69	273	\$32,200.00	Grant Waite	T55	68-72-67-72	279	\$5,152.00
Blaine McCallister	T17	72-68-65-68	273	\$32,200.00	Cliff Kresge	T62	68-73-68-71	280	\$4,876.00
Spike McRoy	T17	68-68-70-67	273	\$32,200.00	Frank Lickliter	T62	69-70-69-72	280	\$4,876.00
Larry Mize	T17	65-72-67-69	273	\$32,200.00	Dan Pohl	T62	69-68-69-74	280	\$4,876.00
David Ogren	T17	65-72-67-69	273	\$32,200.00	Lee Porter	T62	68-70-70-72	280	\$4,876.00
Brandel Chamblee	T22	65-72-69-68	274	\$21,351.67	Doug Tewell	T62	71-68-70-71	280	\$4,876.00
Doug Martin	T22	66-70-70-68	274	\$21,351.67	Tommy Armour III	T67	70-70-66-75	281	\$4,692.00
Rory Sabbatini	T22	67-65-74-68	274	\$21,351.67	Jimmy Green	T67	69-72-69-71	281	\$4,692.00
Curtis Strange	T22	69-68-68-69	274	\$21,351.67	Joel Kribel	T67	69-70-69-73	281	\$4,692.00
Mike Hulbert	T22	69-69-67-69	274	\$21,351.66	Mark Carnevale	T70	74-67-70-71	282	\$4,554.00
Jeff Sluman	T22	71-64-69-70	274	\$21,351.66	Rick Fehr	T70	65-70-73-74	282	\$4,554.00
Greg Chalmers	T28	71-67-67-70	275	\$16,330.00	Harrison Frazer	T70	71-69-72-70	282	\$4,554.00
R.W. Eaks	T28	68-68-68-71	275	\$16,330.00	Robert Damron	T73	69-71-71-72	283	\$4,416.00
Lee Rinker	T28	69-69-69-68	275	\$16,330.00	Mike Donald	T73	67-73-71-72	283	\$4,416.00
Jeff Brehaut	T31	70-69-67-70	276	\$12,765.00	Neal Lancaster	T73	70-71-73-69	283	\$4,416.00
Mike Brisky	T31	68-70-67-71	276	\$12,765.00	Phil Blackmar	T76	71-70-70-73	284	\$4,232.00
Jim Carter	T31	70-71-66-69	276	\$12,765.00	Alan Bratton	T76	70-71-70-73	284	\$4,232.00
Steve Flesch	T31	68-73-66-69	276	\$12,765.00	Gary Hallberg	T76	67-73-75-69	284	\$4,232.00
Jeff Gallagher	T31	70-67-69-70	276	\$12,765.00	J.P. Hayes	T76	73-68-68-75	284	\$4,232.00
Dicky Pride	T31	70-71-65-70	276	\$12,765.00	Omar Uresti	T76	68-73-72-71	284	\$4,232.00
Mike Sullivan	T31	67-72-67-70	276	\$12,765.00	Ronnie Black	81	66-75-70-74	285	\$4,094.00
Mark Wilson	T31	68-73-67-68	276	\$12,765.00	Tom Purtzer	T82	70-69-73-74	286	\$4,025.00
Brad Fabel	T39	71-70-69-67	277	\$8,970.00	Charles Warren	T82	69-72-71-74	286	\$4,025.00
Robin Freeman	T39	67-72-69-69	277	\$8,970.00	Scott Hoch	T84	68-73-70-76	287	\$3,933.00
Robert Gamez	T39	71-67-68-71	277	\$8,970.00	Sean Murphy	T84	67-72-75-73	287	\$3,933.00
Kelly Gibson	T39	71-70-63-73	277	\$8,970.00	Mark Hayes	T86	68-72-71-79	290	\$3,841.00
David Peoples	T39	69-71-66-71	277	\$8,970.00	Andy North	T86	70-70-75-75	290	\$3,841.00
Tom Pernice, Jr.	T39	64-73-70-70	277	\$8,970.00	Danny Briggs	WD	72-69-68		
Willie Wood	T39	70-66-71-70	277	\$8,970.00					

The following players did not finish (C=cut, W=withdrew, D=disqualified)

C—142- Woody Austin, Eric Booker, Tim Cantwell, Jr., David Edwards, Scott Gump, Brian Henninger, Clarence Rose, Tom Scherrer, Jay Williamson. 143- Barry Cheesman, Keith Clearwater, Pete Jordan, Jonathan Kaye, Geoffrey Sisk, Mike Springer, Mike Standly, Ed Terasa, Esteban Toledo. 144- Craig Barlow, Billy Ray Brown, Tom Byrum, Chris DiMarco, Bob Lohr, Brian Paquette, Mike Sposa, Duffy Waldorf, D.A. Weibring, Richard Zokol. 145- Ty Armstrong, Jay Don Blake, Brian Gay, Kent Jones, Don Pooley, Larry Rinker, David Seawell, Paul Stankowski, David Toms. 146- Briny Baird, Bob Burns, George Burns, Doug Dunakey, Keith Fergus, Ted Purdy, Gene Sauers, Kevin Sutherland. 147- Stephen Ames, Chip Beck, Bob Friend, Katsumasa Miyamoto, Bo Van Pelt. 148- Cameron Beckman, Mario Tiziani, David Wedzik. 149- Dave Stockton, Jr. 150- Steve Jurgensen, Tim Loutalot, Tom Sieckmann, Phil Tataurangi. 151- Danny Edwards, Jim Gallagher, Jr. 152- Jack Renner. 153- Wayne Grady, Morris Hataisky. 155- Bob Gregorski. 159- Chad Behrends. 161- Joe Hajdich. W— 71- Ken Green. 77- Kenny Knox.

GREATER MILWAUKEE OPEN

TOURNAMENT HISTORY



Year	Winner	Score	Runner-up	Score	Location	Par/Yards
GREATER MILWAUKEE OPEN						
1968	Dave Stockton	275	Sam Snead	279	Northshore CC, Mequon, WI	71/7075
1969	Ken Still	277	Gary Player	279	Northshore CC, Mequon, WI	71/7075
1970	Deane Beman	276	Richard Crawford	279	Northshore CC, Mequon, WI	71/7075
			Ted Hayes			
			Don Massengale			
1971	Dave Eichelberger	270	Ralph Johnston	271	Tripoli GC, Milwaukee, WI	71/6514
			Bob Shaw			
1972	Jim Colbert	271	Bud Allin	272	Tripoli GC, Milwaukee, WI	71/6514
			Chuck Courtney			
			George Johnson			
			Grier Jones			
1973	Dave Stockton	276	Homero Blancas	277	Tuckaway CC, Franklin, WI	72/7030
			Hubert Green			
1974	Ed Sneed	276	Grier Jones	280	Tuckaway CC, Franklin, WI	72/7030
1975	Art Wall	271	Gary McCord	272	Tuckaway CC, Franklin, WI	72/7030
1976	Dave Hill	270	John Jacobs	273	Tuckaway CC, Franklin, WI	72/7030
1977	Dave Eichelberger	278	Morris Hatafsky	280	Tuckaway CC, Franklin, WI	72/7030
			Gary McCord			
			Mike Morley			
1978	*Lee Elder	275	Lee Trevino	275	Tuckaway CC, Franklin, WI	72/7030
1979	Calvin Peete	269	Victor Regalado	274	Tuckaway CC, Franklin, WI	72/7030
			Jim Simons			
			Lee Trevino			
1980	Bill Kratzert	266	Howard Twitty	270	Tuckaway CC, Franklin, WI	72/7030
1981	Jay Haas	274	Chi Chi Rodriguez	277	Tuckaway CC, Franklin, WI	72/7030
1982	Calvin Peete	274	Victor Regalado	276	Tuckaway CC, Franklin, WI	72/7030
1983	*Morris Hatafsky	275	George Cadle	275	Tuckaway CC, Franklin, WI	72/7030
1984	Mark O'Meara	272	Tom Watson	277	Tuckaway CC, Franklin, WI	72/7030
1985	Jim Thorpe	274	Jack Nicklaus	277	Tuckaway CC, Franklin, WI	72/7030
1986	*Corey Pavin	272	Dave Barr	272	Tuckaway CC, Franklin, WI	72/7030
1987	Gary Hallberg	269	Wayne Levi	271	Tuckaway CC, Franklin, WI	72/7030
			Robert Wrenn			
1988	Ken Green	268	Mark Calcavecchia	274	Tuckaway CC, Franklin, WI	72/7030
			Jim Gallagher, Jr.			
			Donnie Hammond			
			Dan Pohl			
1989	Greg Norman	269	Andy Bean	272	Tuckaway CC, Franklin, WI	72/7030
1990	*Jim Gallagher, Jr.	271	Ed Dougherty	271	Tuckaway CC, Franklin, WI	72/7030
			Billy Mayfair			
1991	Mark Brooks	270	Robert Gamez	271	Tuckaway CC, Franklin, WI	72/7030
1992	Richard Zokol	269	Dick Mast	271	Tuckaway CC, Franklin, WI	72/7030
1993	*Billy Mayfair	270	Mark Calcavecchia	270	Tuckaway CC, Franklin, WI	72/7030
			Ted Schulz			
1994	Mike Springer	268	Loren Roberts	269	Brown Deer Park GC, Milwaukee, WI	71/671E
1995	Scott Hoch	269	Marco Dawson	272	Brown Deer Park GC, Milwaukee, WI	71/671E
1996	*Loren Roberts	265	Jerry Kelly	265	Brown Deer Park GC, Milwaukee, WI	71/673E
1997	Scott Hoch	268	Loren Roberts	269	Brown Deer Park GC, Milwaukee, WI	71/673E
			David Sutherland			
1998	Jeff Sluman	265	Steve Stricker	266	Brown Deer Park GC, Milwaukee, WI	71/673E
1999	Carlos Franco	264	Tom Lehman	266	Brown Deer Park GC, Milwaukee, WI	71/673E

Tournament Record: 264—Carlos Franco, 1999
 Current Course Record: 61—Steve Lowery, 1999

KEY: * = Playoff

1999 BRITISH OPEN

Carnoustie Golf Links, Carnoustie, Scotland
Par: 36-35-71 Yards: 7,361

Purse: \$3,058,503
July 15-18, 1999



LEADERS: First Round—Rodney Pamplung opened with an even-par 71 and held a one-stroke lead over Bernhard Langer, Scott Dunlap and Mark McNulty. Steve Pate, Dudley Hart, Hal Sutton, Justin Leonard, Len Mattiace and Paul Lawrie trailed by two. **Second Round**—Jean Van de Velde, at one-over-par 141, led Angel Cabrera by one stroke. Jesper Parnevik was two back, while Patrik Sjoland, Greg Norman and Tiger Woods trailed by three. **THIRD ROUND**—Van de Velde, at even-par 213, led Craig Parry and Leonard by five strokes. David Frost, Andrew Coltart and Woods were seven back.



Cut: 73 players at 12-over-par 154 from a field of 156.

WEATHER: Overcast Thursday through Saturday, with periods of sun in the afternoon and winds gusting to 30 mph. Little wind on Sunday. Light showers Thursday night, Saturday morning and Sunday afternoon.

Winner: Paul Lawrie 73-74-76-67 290 \$546,805.00

(Won four-hole playoff with Justin Leonard and Jean Van de Velde, 15-18-18)

Justin Leonard	T2	73-74-71-72	290	\$289,025.50	Peter Baker	T37	77-74-78-72	301	\$14,841.85
Jean Van de Velde ..	T2	75-68-70-77	290	\$289,025.50	Dudley Hart	T37	73-79-75-74	301	\$14,841.85
Angel Cabrera	T4	75-69-77-70	291	\$156,230.00	Mark McNulty	T37	73-77-76-75	301	\$14,841.85
Craig Parry	T4	76-75-67-73	291	\$156,230.00	Nick Price	T37	77-74-73-77	301	\$14,841.85
Greg Norman	6	76-70-75-72	293	\$109,361.00	Mike Weir	T37	83-71-72-75	301	\$14,841.85
David Frost	T7	80-69-71-74	294	\$78,115.00	Mark James	T43	76-74-74-78	302	\$13,592.01
Davis Love III	T7	74-74-77-69	294	\$78,115.00	Duffy Waldorf	T43	80-72-76-74	302	\$13,592.01
Tiger Woods	T7	74-72-74-74	294	\$78,115.00	David Howell	T45	76-78-79-70	303	\$12,674.94
Scott Dunlap	T10	72-77-76-70	295	\$54,368.04	Naomichi Joe Ozaki	T45	74-78-75-76	303	\$12,674.94
Jim Furyk	T10	78-71-76-70	295	\$54,368.04	Steve Pate	T45	73-76-80-74	303	\$12,674.94
Retief Goosen	T10	76-75-73-71	295	\$54,368.04	Jeff Sluman	T45	80-74-77-72	303	\$12,674.94
Hal Sutton	T10	73-78-72-72	295	\$54,368.04	Steve Allan	T49	79-73-83-69	304	\$11,275.12
Jesper Parnevik	T10	74-71-78-72	295	\$54,268.04	Kyoung-Ju Choi	T49	76-72-81-75	304	\$11,275.12
Colin Montgomerie	T15	74-76-72-74	296	\$40,619.80	Bob Estes	T49	75-76-77-76	304	\$11,275.12
Scott Verplank	T15	80-74-73-69	296	\$40,619.80	Bradley Hughes	T49	76-71-78-79	304	\$11,275.12
Tsuyoshi Yoneyama	T15	77-74-73-72	296	\$40,619.80	Thomas Levet	T49	78-76-76-74	304	\$11,275.12
Andrew Coltart	T18	74-74-72-77	297	\$32,027.15	Peter Lonard	T49	76-78-74-76	304	\$11,275.12
Bernhard Langer	T18	72-77-73-75	297	\$32,027.15	Neil Price	T49	79-74-76-75	304	\$11,275.12
Frank Nobilo	T18	76-76-70-75	297	\$32,027.15	Dean Robertson	T49	76-75-78-75	304	\$11,275.12
Costantino Rocca	T18	81-69-74-73	297	\$32,027.15	Katsuyoshi Tomori ..	T49	74-75-79-76	304	\$11,275.12
Patrik Sjoland	T18	74-72-77-74	297	\$32,027.15	Santiago Luna	T58	78-74-80-73	305	\$10,253.37
Lee Westwood	T18	76-75-74-72	297	\$32,027.15	Dennis Paulson	T58	74-78-79-74	305	\$10,253.37
Ernie Els	T24	74-76-76-72	298	\$23,903.19	Phillip Price	T58	77-76-77-75	305	\$10,253.37
Miguel Angel Martin	T24	74-76-72-76	298	\$23,903.19	Jeremy Robinson	T58	77-76-77-75	305	\$10,253.37
Peter O'Malley	T24	76-75-74-73	298	\$23,903.19	Mark Brooks	T62	82-70-76-78	306	\$9,920.60
Brian Watts	T24	74-73-77-74	298	\$23,903.19	David Duval	T62	79-75-76-76	306	\$9,920.60
Ian Woosnam	T24	76-74-74-74	298	\$23,903.19	Johan Rystrom	T62	78-75-76-77	306	\$9,920.60
Padraig Harrington ..	29	77-74-74-74	299	\$21,091.05	Jarmo Sandelin	65	75-78-77-77	307	\$9,764.37
Thomas Bjorn	T30	79-73-75-73	300	\$18,055.51	Sven Struver	66	77-73-79-79	308	\$9,686.26
Darren Clarke	T30	76-75-76-73	300	\$18,055.51	Lee Thompson	67	75-78-76-80	309	\$9,608.14
Pierre Fulke	T30	75-75-77-73	300	\$18,055.51	Brian Davis	T68	80-71-82-77	310	\$9,490.98
Tim Herron	T30	81-70-74-75	300	\$18,055.51	John Huston	T68	80-71-77-82	310	\$9,490.98
Jeff Maggert	T30	75-77-75-73	300	\$18,055.51	Lee Janzen	70	80-74-79-78	311	\$9,374.00
Len Mattiace	T30	73-74-75-78	300	\$18,055.51	Shingo Katayama	71	76-75-78-83	312	\$9,374.00
Payne Stewart	T30	79-73-74-74	300	\$18,055.51	Derrick Cooper	T72	75-77-76-85	313	\$9,374.00
Paul Affleck	T37	79-75-74-73	301	\$14,841.85	Martyn Thompson	T72	76-78-78-81	313	\$9,374.00

The following players did not finish (C=cut, W=withdrew, D=disqualified)

C—155- Craig Hainline, Jean Hugo, Miguel Angel Jimenez, Pedro Linhart, Ross McFarlane, Rocco Mediate, Phil Mickelson, Scott Watson, Tom Watson. 156- Michael Campbell, Luke Donald, Paul Eales, Carlos Franco, Brandt Jobe, Stephen Leaney, Tom Lehman, Michael R. Long, Andrew Magee, Gilberto Morales, Per Nyman, Corey Pavin, Andrew Raitt, Justin Rose, Hidemichi Tanaka, Greg Turner, Bob Tway. 157- Warren Bennett, Steve Elkington, Nick Faldo, Christopher Hanell, Gabriel Hjertstedt, Mark O'Meara, Jose Maria Olazabal, Rodney Pamplung, Des Smyth, Steve Stricker. 158- Glen Day, Richard Green, Mathias Gronberg, Robert Karlsson, Shigeki Maruyama, David Park. 159- Billy Andrade, Stuart Appleby, Mark Calcavecchia, David Carter, Scott Gump, Jong-Duck Kim, Jarrod Moseley, Geoff Ogilvy, Greg Owen, Fabrice Tarnaud. 160- Paddy Gribben, Per-Ulrik Johansson, Paul McGinley, Raymond Russell, Craig A. Spence. 161- Rich Beem, Jon Bevan, Marc Farry, Stephen Gallacher, Billy Mayfair, Vijay Singh, Graeme Storm. 162- Stewart Cink, Ted Tryba. 163- Zane Scotland. 164- Bob Charles, Gary Player. 165- Kazuhiko Hosokawa, Allan MacDonald. 166- Mark Allen, Seve Ballesteros, Anders Hansen, Sandy Lyle. 167- Eduardo Herrera, Tony Jacklin, Andrew Sherborne. 170- Prayad Marksang. 171- Simon McCarthy. 172- Sergio Garcia. W—83- Fred Funk. 90- Tom Gillis.

BRITISH OPEN



TOURNAMENT HISTORY

Year	Winner	Score	Runner-up	Score	Location
BRITISH OPEN					
1860	Willie Park	174	Tom Morris, Sr.	176	Prestwick, Scotland
(The first event was open only to professional golfers)					
1861	Tom Morris, Sr.	163	Willie Park	167	Prestwick, Scotland
(The second Open was open to amateurs also)					
1862	Tom Morris, Sr.	163	Willie Park	176	Prestwick, Scotland
1863	Willie Park	168	Tom Morris, Sr.	170	Prestwick, Scotland
1864	Tom Morris, Sr.	167	Andrew Strath	169	Prestwick, Scotland
1865	Andrew Strath	162	Willie Park	164	Prestwick, Scotland
1866	Willie Park	169	David Park	171	Prestwick, Scotland
1867	Tom Morris, Sr.	170	Willie Park	172	Prestwick, Scotland
1868	Tom Morris, Jr.	157	Robert Andrew	159	Prestwick, Scotland
1869	Tom Morris, Jr.	154	Tom Morris, Sr.	157	Prestwick, Scotland
1870	Tom Morris, Jr.	149	David Strath	161	Prestwick, Scotland
Bob Kirk					
1871	No Championship				
1872	Tom Morris, Jr.	166	David Strath	169	Prestwick, Scotland
1873	Tom Kidd	179	Jamie Anderson	180	St. Andrews, Scotland
1874	Mungo Park	159	Tom Morris, Jr.	161	Musselburgh, Scotland
1875	Willie Park	166	Bob Martin	168	Prestwick, Scotland
1876	Bob Martin	176	David Strath	176	St. Andrews, Scotland
(Tied, but refused playoff)					
1877	Jamie Anderson	160	Robert Pringle	162	Musselburgh, Scotland
1878	Jamie Anderson	157	Bob Kirk	159	Prestwick, Scotland
1879	Jamie Anderson	169	Andrew Kirkaldy	172	St. Andrews, Scotland
James Allan					
1880	Robert Ferguson	162	Peter Paxton	167	Musselburgh, Scotland
1881	Robert Ferguson	170	Jamie Anderson	173	Prestwick, Scotland
1882	Robert Ferguson	171	Willie Fernie	174	St. Andrews, Scotland
1883	*Willie Fernie	159 (158)	Robert Ferguson	159 (159)	Musselburgh, Scotland
1884	Jack Simpson	160	Douglas Rolland	164	Prestwick, Scotland
Willie Fernie					
1885	Bob Martin	171	Archie Simpson	172	St. Andrews, Scotland
1886	David Brown	157	Willie Campbell	159	Musselburgh, Scotland
1887	Willie Park, Jr.	161	Bob Martin	162	Prestwick, Scotland
1888	Jack Burns	171	Ben Sayers	172	St. Andrews, Scotland
David Anderson					
1889	*Willie Park, Jr.	155 (158)	Andrew Kirkaldy	155 (163)	Musselburgh, Scotland
1890	John Ball, Jr.	164	Willie Fernie	167	Prestwick, Scotland
Archie Simpson					
1891	Hugh Kirkaldy	166	Andrew Kirkaldy	168	St. Andrews, Scotland
Willie Fernie					
(Championship extended from 36 to 72 holes)					
1892	Harold H. Hilton	305	John Ball, Jr.	308	Muirfield, Scotland
Hugh Kirkaldy					
Alexander Herd					
1893	William Auchterlonie	322	John E. Laidlay	324	Prestwick, Scotland
1894	John H. Taylor	326	Douglas Rolland	331	Royal St. George's, England
1895	John H. Taylor	322	Alexander Herd	326	St. Andrews, Scotland
1896	*Harry Vardon	316 (157)	John H. Taylor	316 (161)	Muirfield, Scotland
1897	Harold H. Hilton	314	James Braid	315	Hoylake, England
1898	Harry Vardon	307	Willie Park, Jr.	308	Prestwick, Scotland
1899	Harry Vardon	310	Jack White	315	Royal St. George's, England
1900	John H. Taylor	309	Harry Vardon	317	St Andrews, Scotland
1901	James Braid	309	Harry Vardon	312	Muirfield, Scotland
1902	Alexander Herd	307	Harry Vardon	308	Hoylake, England
James Braid					
1903	Harry Vardon	300	Tom Vardon	306	Prestwick, Scotland

BRITISH OPEN



TOURNAMENT HISTORY

Year	Winner	Score	Runner-up	Score	Location
1904	Jack White	296	John H. Taylor	297	Royal St. George's, England
1905	James Braid	318	James Braid		
			John H. Taylor	323	St. Andrews, Scotland
1906	James Braid	300	Rowland Jones		
1907	Arnaud Massy	312	John H. Taylor	304	Muirfield, Scotland
1908	James Braid	291	John H. Taylor	314	Hoylake, England
1909	John H. Taylor	295	Tom Ball	299	Prestwick, Scotland
			James Braid	301	Deal, England
			Tom Ball		
1910	James Braid	299	Alexander Herd	303	St. Andrews, Scotland
1911	*Harry Vardon	303 (143 for 35 holes)	Arnaud Massy	303 (148 for 34 holes)	Royal St. George's, England
1912	Edward (Ted) Ray	295	Harry Vardon	299	Muirfield, Scotland
1913	John H. Taylor	304	Edward (Ted) Ray	312	Hoylake, England
1914	Harry Vardon	306	John H. Taylor	309	Prestwick, Scotland
1915-					
1919	No Championships—World War I				
1920	George Duncan	303	Alexander Herd	305	Deal, England
1921	*Jock Hutchison	296 (150)	Roger Wethered	296 (159)	St Andrews, Scotland
1922	Walter Hagen	300	George Duncan	301	Royal St. George's, England
			James M. Barnes		
1923	Arthur G. Havers	295	Walter Hagen	296	Troon, Scotland
1924	Walter Hagen	301	Ernest Whitcombe	302	Hoylake, England
1925	James M. Barnes	300	Archie Compston	301	Prestwick, Scotland
			Edward (Ted) Ray		
1926	Robert T. Jones, Jr.	291	Al Watrous	293	Royal Lytham, England
1927	Robert T. Jones, Jr.	285	Aubrey Boomer	291	St. Andrews, Scotland
			Fred Robson		
1928	Walter Hagen	292	Gene Sarazen	294	Royal St. George's, England
1929	Walter Hagen	292	Johnny Farrell	298	Muirfield, Scotland
1930	Robert T. Jones, Jr.	291	Macdonald Smith	293	Hoylake, England
			Leo Diegel		
1931	Tommy D. Armour	296	Jose Jurado	297	Carnoustie, Scotland
1932	Gene Sarazen	283	Macdonald Smith	288	Prince's, England
1933	*Denny Shute	292 (149)	Craig Wood	292 (154)	St. Andrews, Scotland
1934	Henry Cotton	283	Sidney F. Brews	288	Royal St. George's, England
1935	Alfred Perry	283	Alfred Padgham	287	Muirfield, Scotland
1936	Alfred Padgham	287	James Adams	288	Hoylake, England
1937	Henry Cotton	290	R. A. Whitcombe	292	Carnoustie, Scotland
1938	R. A. Whitcombe	295	James Adams	297	Royal St. George's, England
1939	Richard Burton	290	Johnny Bulla	292	St. Andrews, Scotland
1940-					
1945	No Championships—World War II				
1946	Sam Snead	290	Bobby Locke	294	St. Andrews, Scotland
			Johnny Bulla		
1947	Fred Daly	293	R. W. Horne	294	Hoylake, England
			Frank Stranahan		
1948	Henry Cotton	284	Fred Daly	289	Muirfield, Scotland
1949	*Bobby Locke	283 (135)	Harry Bradshaw	283 (147)	Royal St. George's, England
1950	Bobby Locke	279	Roberto De Vincenzo	281	Troon, Scotland
1951	Max Faulkner	285	Antonio Cerda	287	Portrush, Ireland
1952	Bobby Locke	287	Peter Thomson	288	Royal Lytham, England
1953	Ben Hogan	282	Frank Stranahan	286	Carnoustie, Scotland
			Dai Rees		
			Peter Thomson		
			Antonio Cerda		
1954	Peter Thomson	283	Sidney S. Scott	284	Royal Birkdale, England
			Dai Rees		
			Bobby Locke		

BRITISH OPEN



TOURNAMENT HISTORY

Year	Winner	Score	Runner-up	Score	Location
1955	Peter Thomson	281	John Fallon	283	St. Andrews, Scotland
1956	Peter Thomson	286	Flory Van Donck	289	Hoylake, England
1957	Bobby Locke	279	Peter Thomson	282	St Andrews, Scotland
1958	*Peter Thomson	278 (139)	Dave Thomas	278 (143)	Royal Lytham, England
1959	Gary Player	284	Fred Bullock	286	Muirfield, Scotland
			Flory Van Donck		
1960	Kel Nagle	278	Arnold Palmer	279	St. Andrews, Scotland
1961	Arnold Palmer	284	Dai Rees	285	Royal Birkdale, England
1962	Arnold Palmer	276	Kel Nagle	282	Troon, Scotland
1963	*Bob Charles	277 (140)	Phil Rodgers	277 (148)	Royal Lytham, England
1964	Tony Lema	279	Jack Nicklaus	284	St. Andrews, Scotland
1965	Peter Thomson	285	Brian Huggett	287	Southport, England
			Christy O'Connor		
1966	Jack Nicklaus	282	Doug Sanders	283	Muirfield, Scotland
			Dave Thomas		
1967	Roberto De Vicenzo	278	Jack Nicklaus	280	Hoylake, England
1968	Gary Player	289	Jack Nicklaus	291	Carnoustie, Scotland
			Bob Charles		
1969	Tony Jacklin	280	Bob Charles	282	Royal Lytham, England
1970	*Jack Nicklaus	283 (72)	Doug Sanders	283 (73)	St. Andrews, Scotland
1971	Lee Trevino	278	Lu Liang Huan	279	Royal Birkdale, England
1972	Lee Trevino	278	Jack Nicklaus	279	Muirfield, Scotland
1973	Tom Weiskopf	276	Johnny Miller	279	Troon, Scotland
			Neil Coles		
1974	Gary Player	282	Peter Oosterhuis	286	Royal Lytham, England
1975	*Jack Nicklaus	279 (71)	Jack Newton	279 (72)	Carnoustie, Scotland
1976	Johnny Miller	279	Jack Nicklaus	285	Royal Birkdale, England
			Seve Ballesteros		
1977	Tom Watson	268	Jack Nicklaus	269	Turnberry, Scotland
1978	Jack Nicklaus	281	Ben Crenshaw	283	St. Andrews, Scotland
			Simon Owen		
			Tom Kite		
			Raymond Floyd		
1979	Seve Ballesteros	283	Ben Crenshaw	286	Royal Lytham, England
			Jack Nicklaus		
1980	Tom Watson	271	Lee Trevino	275	Muirfield, Scotland
1981	Bill Rogers	276	Bernhard Langer	280	Royal St. George's, England
1982	Tom Watson	284	Nick Price	285	Royal Troon, Scotland
			Peter Oosterhuis		
1983	Tom Watson	275	Andy Bean	276	Royal Birkdale, England
			Hale Irwin		
1984	Seve Ballesteros	276	Tom Watson	278	St. Andrews, Scotland
			Bernhard Langer		
1985	Sandy Lyle	282	Payne Stewart	283	Royal St. George's, England
1986	Greg Norman	280	Gordon Brand	285	Turnberry GL, Scotland
1987	Nick Faldo	279	Paul Azinger	280	Muirfield, Gullane, Scotland
			Rodger Davis		
1988	Seve Ballesteros	273	Nick Price	275	Royal Lytham and St. Annes, England
1989	*Mark Calcavecchia	275 (13)	Wayne Grady (16)	275	Royal Troon GC, Scotland
			Greg Norman (no final total)		
1990	Nick Faldo	270	Payne Stewart	275	St. Andrews, Scotland
			Mark McNulty		
1991	Ian Baker-Finch	272	Mike Harwood	274	Royal Birkdale, England
1992	Nick Faldo	272	John Cook	273	Muirfield, Gullane, Scotland
1993	Greg Norman	267	Nick Faldo	269	Royal St. George's, England

BRITISH OPEN



TOURNAMENT HISTORY

Year	Winner	Score	Runner-up	Score	Location
1994	Nick Price	268	Jesper Parnevik	269	Turnberry GL, Scotland
1995	*John Daly	282 (15)	Costantino Rocca	282 (19)	St. Andrews, Scotland
1996	Tom Lehman	271	Ernie Els	273	Royal Lytham & St. Annes, England
			Mark McCumber		
1997	Justin Leonard	272	Darren Clarke	275	Royal Troon GC, Troon, Scotland
			Jesper Parnevik		
1998	*Mark O'Meara	280 (17)	Brian Watts (19)	280	Royal Birkdale, Southport, England
1999	*Paul Lawrie	290 (15)	Justin Leonard (18)	290	Carnoustie GC, Angus, Scotland
			Jean Van de Velde (18)		

Tournament Record:
18-Hole Record

267—Greg Norman, 1993 (Royal St. George's)
63—Mark Hayes, 1977 (Turnberry); Isao Aoki, 1980 (Muirfield); Greg Norman, 1986 (Turnberry); Paul Broadhurst, 1990 (St. Andrews); Jodie Mudd, 1991 (Royal Birkdale); Nick Faldo, 1993 (Royal St. George's); Payne Stewart, 1993 (Royal St. George's)

KEY: * = Playoff

Figures in parentheses indicate playoff scores.

BRITISH OPEN NOTES


Paul Lawrie established a PGA TOUR record for best come-from-behind victory when he captured the 1999 British Open. Lawrie trailed by 10 strokes heading into Sunday's final round, but shot a 67 to earn a playoff spot with **Justin Leonard** and **Jean Van de Velde**. Lawrie won the four-hole playoff, 15-18-18.

Justin Rose's tie for fourth at the 1998 British Open was the first top-10 finish by an amateur at a major championship in 27 years.

In winning the 1998 British Open, **Mark O'Meara**, at age 41, became the oldest player to win two or more professional majors during the same year.

Harry Vardon (1896, 1903, 1911), **J.H. Taylor** (1894, 1900, 1913) and **Gary Player** (1959, 1968, 1974) are the only players to win British Open titles in three different decades.


1999 JOHN DEERE CLASSIC



Oakwood CC, Coal Valley, IL
Par: 35-35-70 Yards: 6,762

Purse: \$1,550,000
July 9-12, 1998

LEADERS: First Round—Curt Byrum opened with a 7-under-par 63 and led by one stroke over Steve Jones, Hal Sutton, D.A. Weibring and Dave Stockton, Jr. **Second Round**—Jones and Frank Lickliter shared the lead at 11-under-par 129, which tied the Quad City Classic 36-hole record. David Toms and Kenny Perry were one stroke back. **Third Round**—Toms, at 15-under-par 195, led Scott Gump by one stroke and Weibring, Jones, Lickliter and Perry by two.



CUT: 82 players at 2-under-par 138 from a field of 156 players.

PRO-AM: \$10,000. Individual—Jim McGovern, 63, \$1,000. Team—Frank Lickliter, 51, \$1,000.

WEATHER: Thursday play was suspended at 1:44 p.m. due to lightning and resumed at 2:10 p.m. On Friday, fog suspended play from 7:50-7:58 a.m. Cool and beautiful Saturday and Sunday, with winds from 5-10 mph.

Winner: J.L. Lewis 66-65-65-65 261 \$360,000.00


(Won playoff with birdie-3 on fifth extra hole)

Mike Brisky	2	66-62-68-65	261	\$216,000.00	J.P. Hayes	T41	68-67-68-69	272	\$6,330.91
Brian Henninger ..	T3	66-63-64-71	264	\$116,000.00	Mike Hulbert	T41	70-68-67-67	272	\$6,330.91
Kirk Triplett	T3	68-68-64-64	264	\$116,000.00	Jonathan Kaye	T41	67-68-68-69	272	\$6,330.91
Steve Jones	T5	68-66-68-63	265	\$73,000.00	Greg Kraft	T41	71-65-67-69	272	\$6,330.91
Pete Jordan	T5	68-67-64-66	265	\$73,000.00	John Maginnes	T41	69-66-68-69	272	\$6,330.91
Chris Perry	T5	71-67-63-64	265	\$73,000.00	David Sutherland	T41	67-66-69-70	272	\$6,330.91
Dick Mast	T8	69-67-64-66	266	\$60,000.00	Doug Tewell	T41	67-70-69-66	272	\$6,330.91
Scott Verplank	T8	66-67-66-67	266	\$60,000.00	Esteban Toledo	T41	69-66-69-68	272	\$6,330.91
Robert Damron	T10	64-67-65-71	267	\$52,000.00	David Edwards	T41	70-64-65-73	272	\$6,330.90
D.A. Weibring	T10	67-67-65-68	267	\$52,000.00	Steve Jurgensen	T52	68-69-70-66	273	\$4,617.15
Joe Durant	T12	69-68-66-65	268	\$40,500.00	Doug Martin	T52	66-71-73-63	273	\$4,617.15
David Peoples	T12	65-67-66-70	268	\$40,500.00	Woody Austin	T52	69-67-69-68	273	\$4,617.14
Dicky Pride	T12	68-65-67-68	268	\$40,500.00	Cameron Beckman	T52	68-68-71-66	273	\$4,617.14
David Toms	T12	66-69-67-66	268	\$40,500.00	Charles Raulerson	T52	70-67-69-67	273	\$4,617.14
Doug Barron	T16	68-70-65-66	269	\$30,000.00	Jeff Sluman	T52	69-68-70-66	273	\$4,617.14
Dan Forsman	T16	68-66-70-65	269	\$30,000.00	Fuzzy Zoeller	T52	68-70-68-67	273	\$4,617.14
Joe Ogilvie	T16	64-69-69-67	269	\$30,000.00	John Elliott	T59	68-69-71-66	274	\$4,340.00
Tom Pernice, Jr.	T16	66-67-66-70	269	\$30,000.00	Robin Freeman	T59	67-69-69-69	274	\$4,340.00
Bob Tway	T16	67-67-67-68	269	\$30,000.00	Deane Pappas	T59	68-69-70-67	274	\$4,340.00
Chip Beck	T21	67-69-68-66	270	\$18,266.67	Brett Quigley	T59	65-66-72-71	274	\$4,340.00
Phil Blackmar	T21	67-67-67-69	270	\$18,266.67	Larry Rinker	T59	68-69-68-69	274	\$4,340.00
Harrison Frazar	T21	66-71-66-67	270	\$18,266.67	Mike Sullivan	T59	69-68-66-71	274	\$4,340.00
Scott McCarron	T21	69-64-71-66	270	\$18,266.67	Barry Cheesman	T65	67-67-70-71	275	\$4,140.00
Rory Sabbatini	T21	68-66-69-67	270	\$18,266.67	Russ Cochran	T65	68-67-71-69	275	\$4,140.00
Joey Sindelar	T21	69-67-67-67	270	\$18,266.67	Jim Gallagher, Jr.	T65	67-70-72-66	275	\$4,140.00
Notah Begay III	T21	70-63-66-71	270	\$18,266.66	Dan Pohl	T65	67-70-68-70	275	\$4,140.00
Kenny Perry	T21	64-70-64-72	270	\$18,266.66	Ben Bates	T69	67-69-73-67	276	\$3,980.00
Mike Standly	T21	69-66-64-71	270	\$18,266.66	Mark Carnevale	T69	68-69-72-67	276	\$3,980.00
Perry Moss	T30	69-69-69-64	271	\$10,909.10	Bob Friend	T69	70-67-72-67	276	\$3,980.00
Fulton Allem	T30	69-65-66-71	271	\$10,909.09	Paul Stankowski	T69	67-71-66-72	276	\$3,980.00
Stephen Ames	T30	70-66-68-67	271	\$10,909.09	Alan Bratton	T73	72-66-71-68	277	\$3,840.00
Briny Baird	T30	65-73-64-69	271	\$10,909.09	Curt Byrum	T73	69-67-72-69	277	\$3,840.00
Jim Carter	T30	69-67-70-65	271	\$10,909.09	Tim Loutstalot	T73	69-69-71-68	277	\$3,840.00
R.W. Eaks	T30	66-67-68-70	271	\$10,909.09	Geoffrey Sisk	76	70-68-69-71	278	\$3,760.00
Jerry Kelly	T30	67-71-68-65	271	\$10,909.09	Steve Lowery	T77	69-67-70-73	279	\$3,660.00
Frank Lickliter	T30	71-66-67-67	271	\$10,909.09	Katsumasa Miyamoto	T77	65-73-69-72	279	\$3,660.00
Jack Renner	T30	68-70-66-67	271	\$10,909.09	Mike Springer	T77	69-69-69-72	279	\$3,660.00
Lee Rinker	T30	71-66-67-67	271	\$10,909.09	Mark Wiebe	T77	67-71-71-70	279	\$3,660.00
Ted Schulz	T30	66-70-69-66	271	\$10,909.09	Ronnie Black	81	70-67-69-74	280	\$3,560.00
Greg Chalmers	T41	69-68-67-68	272	\$6,330.91	Mac O'Grady	82	65-73-74-75	287	\$3,520.00
David Frost	T41	67-66-71-68	272	\$6,330.91					

The following players did not finish (C=cut, W=withdrew, D=disqualified):

C—139- Dave Barr, Keith Clearwater, Jay Delsing, Fred Funk, Robert Gamez, Neal Lancaster, David Ogrin, Clarence Rose, Phil Tataurangi, Charles Warren, Willie Wood. 140- Michael Bradley, Bob Burns, Chris Couch, Brad Fabel, Bob Gilder, Vance Heafner, Nolan Henke, Joel Kribel, Sean Murphy, David Seawell, Chris Smith. 141- Demetrios Arvanetes, Arjun Atwal, George Burns, Jeff Gallagher, Kelly Gibson, Wayne Grady, Jimmy Green, Ken Green, Blaine McCallister, Don Pooley, Lee Porter, Ted Purdy, Chris Riley, Dave Rummells, Bo Van Pelt. 142- Ty Armstrong, Dan Halldorson, Andy North, Dave Stockton, Jr., Tommy Tolles. 143- Danny Edwards, Judd Gibb, Kent Jones, Mike Small. 144- Trevor Dodds, Kenny Knox, Spike McRoy, Ron Streck, Grant Waite, Kevin Wentworth, Jay Williamson. 145- Erik Ciotli, Keith Fergus, Morris Hatalsky, Charlie Rymer. 146- Mike Donald, Chris O'Connell, Chris A. Wilkins. 147- Brad Bryant, Brian Gay. 148- Jeff Brehaut. 149- Paul Tesori, Chris Winkel. 159- Craig Miller. W—69- Gary Hallberg. 70- Wayne Levi. 72- Rik Massengale. 74- P.H. Horgan III, Bob Lohr, Gene Sauers, Denis Watson. 75- Mike Sposa.

JOHN DEERE CLASSIC




TOURNAMENT HISTORY

Year	Winner	Score	Runner-up	Score	Location	Par/Yards
QUAD CITIES OPEN						
1972	Deane Beman	279	Tom Watson	280	Crow Valley CC, Bettendorf, IA	71/6501
1973	Sam Adams	268	Dwight Nevil	271	Crow Valley CC, Bettendorf, IA	71/6501
			Kermit Zarley			
1974	Dave Stockton	271	Bruce Fleisher	272	Crow Valley CC, Bettendorf, IA	71/6501
ED MCMAHON-JAYCEES QUAD CITY OPEN						
1975	Roger Maltbie	275	Dave Eichelberger	276	Oakwood CC, Coal Valley, IL	70/6602
1976	John Lister	268	Fuzzy Zoeller	270	Oakwood CC, Coal Valley, IL	70/6602
1977	Mike Morley	267	Bob Murphy	269	Oakwood CC, Coal Valley, IL	70/6602
			Victor Regalado			
1978	Victor Regalado	269	Fred Marti	270	Oakwood CC, Coal Valley, IL	70/6602
1979	D. A. Weibring	266	Calvin Peete	268	Oakwood CC, Coal Valley, IL	70/6602
QUAD CITIES OPEN						
1980	Scott Hoch	266	Curtis Strange	269	Oakwood CC, Coal Valley, IL	70/6602
1981	*Dave Barr	270	Woody Blackburn	270	Oakwood CC, Coal Valley, IL	70/6602
			Frank Conner			
			Dan Halldorson			
			Victor Regalado			
MILLER HIGH-LIFE QUAD CITIES OPEN						
1982	Payne Stewart	268	Brad Bryant	270	Oakwood CC, Coal Valley, IL	70/6602
			Pat McGowan			
1983	*Danny Edwards	266	Morris Hatafsky	266	Oakwood CC, Coal Valley, IL	70/6602
1984	Scott Hoch	266	George Archer	271	Oakwood CC, Coal Valley, IL	70/6602
			Vance Heafner			
			Dave Stockton			
LITE QUAD CITIES OPEN						
1985	Dan Forsman	267	Bob Tway	268	Oakwood CC, Coal Valley, IL	70/6602
HARDEE'S GOLF CLASSIC						
1986	Mark Wiebe	268	Curt Byrum	269	Oakwood CC, Coal Valley, IL	70/6602
1987	Kenny Knox	265	Gil Morgan	266	Oakwood CC, Coal Valley, IL	70/6606
1988	Blaine McCallister	261	Dan Forsman	264	Oakwood CC, Coal Valley, IL	70/6606
1989	Curt Byrum	268	Bill Britton	269	Oakwood CC, Coal Valley, IL	70/6606
			Brian Tennyson			
1990	*Joey Sindelar	268	Willie Wood	268	Oakwood CC, Coal Valley, IL	70/6606
1991	D. A. Weibring	267	Paul Azinger	268	Oakwood CC, Coal Valley, IL	70/6796
			Peter Jacobsen			
1992	David Frost	266	Tom Lehman	269	Oakwood CC, Coal Valley, IL	70/6796
			Loren Roberts			
1993	David Frost	259	Payne Stewart	266	Oakwood CC, Coal Valley, IL	70/6796
			D.A. Weibring			
1994	Mark McCumber	265	Kenny Perry	266	Oakwood CC, Coal Valley, IL	70/6796
QUAD CITY CLASSIC						
1995	~D.A. Weibring	197	Jonathan Kaye	198	Oakwood CC, Coal Valley, IL	70/6796
1996	Ed Fiori	268	Andrew Magee	270	Oakwood CC, Coal Valley, IL	70/6762
1997	David Toms	265	Brandel Chamblee	268	Oakwood CC, Coal Valley, IL	70/6762
			Robert Gamez			
			Jimmy Johnston			
1998	Steve Jones	263	Scott Gump	264	Oakwood CC, Coal Valley, IL	70/6762
JOHN DEERE CLASSIC						
1999	*J.L. Lewis	261	Mike Brisky	261	Oakwood CC, Coal Valley, IL	70/6762

Tournament Record: 259—David Frost, 1993
 Current Course Record: 61—Mike Smith, 1987

KEY: * = Playoff ~ = Weather-shortened

1999 CANON GREATER HARTFORD OPEN



Tournament Players Club at River Highlands, Cromwell, CT
Par: 35-35-70 Yards: 6,820

Purse: \$2,500,000
July 29-August 1, 1999

LEADERS: First Round—Mike Springer, Tom Scherrer, Kevin Sutherland and Skip Kendall each shot 7-under-par 63 to lead seven other players by one stroke. **Second Round**—Brent Geiberger and Pete Jordan tied the tournament record for 36 holes with 11-under-par 129 totals. They led by one stroke over Mark O'Meara. **Third Round**—Geiberger set the 54-hole tournament record with his 15-under-par 195 total. He led by three strokes over Ted Tryba, who stood at 12-under-par 198 after tying the course record with an 8-under-par 62.



CUT: 73 players at 1-under-par 139 from a field of 156.

PRO-AM: \$10,000. Jeff Maggert, 51, \$2,000.

WEATHER: Partly cloudy and hot throughout the week, with temperatures in the low 90s.

Winner: Brent Geiberger 66-63-66-67 262 \$450,000.00

Skip Kendall	2	63-68-68-66	265	\$270,000.00	Lee Porter	T34	71-67-69-67	274	\$12,357.14
Mark Calcavecchia	T3	67-67-68-64	266	\$130,000.00	Mike Reid	T34	69-68-68-69	274	\$12,357.14
Justin Leonard	T3	64-67-68-67	266	\$130,000.00	Fuzzy Zoeller	T34	68-68-68-70	274	\$12,357.14
Ted Tryba	T3	72-64-62-68	266	\$130,000.00	Ty Armstrong	T41	69-69-67-70	275	\$9,250.00
Pete Jordan	T6	64-65-71-67	267	\$86,875.00	Woody Austin	T41	70-69-69-67	275	\$9,250.00
Dave Stockton, Jr.	T6	68-68-64-67	267	\$86,875.00	Russ Cochran	T41	70-69-66-70	275	\$9,250.00
Stewart Cink	T8	64-68-68-68	268	\$72,500.00	Brad Fabel	T41	69-67-71-68	275	\$9,250.00
Tim Herron	T8	66-73-67-62	268	\$72,500.00	Omar Uresti	T41	66-69-71-69	275	\$9,250.00
Mike Springer	T8	63-73-65-67	268	\$72,500.00	Fulton Allem	T46	69-69-70-68	276	\$6,587.50
David Duval	T11	68-66-72-63	269	\$57,500.00	Mark Brooks	T46	68-69-68-71	276	\$6,587.50
Mark O'Meara	T11	66-64-71-68	269	\$57,500.00	Dan Forsman	T46	69-68-68-71	276	\$6,587.50
Kirk Triplett	T11	65-66-69-69	269	\$57,500.00	John Maginnes	T46	68-68-72-68	276	\$6,587.50
Notah Begay III	T14	69-68-69-64	270	\$45,000.00	Scott McCarron	T46	70-67-69-70	276	\$6,587.50
Jay Delsing	T14	64-68-67-71	270	\$45,000.00	Larry Mize	T46	69-69-67-71	276	\$6,587.50
Davis Love III	T14	67-70-66-67	270	\$45,000.00	Chris Riley	T46	68-70-69-69	276	\$6,587.50
Tom Kite	T17	67-69-65-70	271	\$37,500.00	Geoffrey Sisk	T46	64-72-71-69	276	\$6,587.50
Frank Lickliter	T17	65-70-67-69	271	\$37,500.00	Ben Bates	T54	69-70-66-72	277	\$5,750.00
Kevin Sutherland	T17	63-71-71-66	271	\$37,500.00	David Frost	T54	70-69-68-70	277	\$5,750.00
Fred Funk	T20	67-68-69-68	272	\$27,083.34	Blaine McCallister	T54	68-70-69-70	277	\$5,750.00
Tom Pernice, Jr.	T20	68-68-69-67	272	\$27,083.34	Mike Sposa	57	69-70-70-69	278	\$5,650.00
Paul Azinger	T20	72-67-65-68	272	\$27,083.34	Tommy Armour III	T58	67-67-75-70	279	\$5,550.00
Jay Don Blake	T20	67-68-67-70	272	\$27,083.34	Bob Estes	T58	69-69-70-71	279	\$5,550.00
Bob Burns	T20	67-69-66-70	272	\$27,083.34	Paul Goydos	T58	68-67-71-73	279	\$5,550.00
Chris DiMarco	T20	68-70-65-69	272	\$27,083.34	Alan Bratton	61	64-72-74-70	280	\$5,450.00
Olin Browne	T26	71-66-69-67	273	\$17,375.00	Robert Allenby	T62	69-70-69-73	281	\$5,275.00
Tom Byrum	T26	69-69-69-66	273	\$17,375.00	Billy Andrade	T62	68-71-69-73	281	\$5,275.00
Harrison Frazar	T26	68-70-69-66	273	\$17,375.00	Cameron Beckman	T62	71-67-73-70	281	\$5,275.00
Gabriel Hjertstedt	T26	67-70-69-67	273	\$17,375.00	Danny Briggs	T62	70-69-70-72	281	\$5,275.00
Jonathan Kaye	T26	69-66-66-72	273	\$17,375.00	Tom Lehman	T62	67-69-71-74	281	\$5,275.00
Franklin Langham	T26	71-68-67-67	273	\$17,375.00	Willie Wood	T62	67-71-71-72	281	\$5,275.00
Tom Scherrer	T26	63-70-68-72	273	\$17,375.00	Duffy Waldorf	68	67-72-71-72	282	\$5,100.00
Grant Waite	T26	69-65-70-69	273	\$17,375.00	Perry Moss	69	68-71-73-71	283	\$5,050.00
Clark Dennis	T34	70-66-70-68	274	\$12,357.15	Doug Dunahey	T70	66-69-73-77	285	\$4,975.00
Charles Raulerson	T34	64-68-73-69	274	\$12,357.15	Deane Pappas	T70	68-69-75-73	285	\$4,975.00
Joe Durant	T34	68-67-69-70	274	\$12,357.14	Jimmy Green	72	70-68-73-76	287	\$4,900.00
Doug Martin	T34	67-69-69-69	274	\$12,357.14	Bob Friend	73	68-71-77-72	288	\$4,850.00

The following players did not finish (C=cut, W=withdrew, D=disqualified)

C—140- Stephen Ames, Glen Day, John Elliott, Jim Gallagher, Jr., J.J. Henry, Bradley Hughes, Mike Hulbert, Jerry Kelly, Tim Loutalot, Jeff Maggert, Dick Mast, Joe Ogilvie, Don Pooley, Lee Rinker, Clarence Rose, Joey Sindelar, Brian Watts. **141**- Arjun Atwal, Rick Fehr, Nolan Henke, Ryan Hybl, Peter Jacobsen, Lee Janzen, Joel Kribel, Wayne Levi, Steve Lowery, David Seawell, David Toms, Charles Warren. **142**- Craig Barlow, Chip Beck, Michael Bradley, Jim Carter, Scott Dunlap, Steve Flesch, Jay Haas, Sean Murphy, Frank Nobilo, John Paesani, David Sutherland, Jay Williamson. **143**- Jeff Brehaut, Trevor Dodds, Brian Gay, Katsumasa Miyamoto, Rodney Pampling, Dicky Pride, Larry Rinker, Todd Sapere, Bo Van Pelt. **144**- Eric Booker, Greg Chalmers, Jeff Gallagher, Scott Gump, P.H. Horgan III, David Mathis, Mark Wiebe. **145**- Len Mattiace, Kenny Perry, Brett Quigley, Rory Sabbatini, Chris Smith, Esteban Toledo, Kevin Wentworth. **146**- Phil Blackmar, Wayne Grady, Kent Jones, Neal Lancaster, Phil Tataurangi. **147**- Matt Kuchar, Lanny Wadkins. **148**- Guy Boros, Mike Brisky, Barry Cheesman, Steve Jurgensen. **149**- Michael Burke, Jr., Lucas Sirois. **151**- Mike Martin, Ted Purdy, Tommy Tolles. **153**- Billy Ray Brown. **161**- Tim Gavronski. **W—70**- Briny Baird.


CANON GREATER HARTFORD OPEN



TOURNAMENT HISTORY

Year	Winner	Score	Runner-up	Score	Location	Par/Yards
INSURANCE CITY OPEN						
1952	Ted Kroll	273	Lawson Little Skee Riegel Earl Stewart	277	Wethersfield CC, Hartford, CT	71/6568
1953	Bob Toski	269	Jim Ferrier	270	Wethersfield CC, Hartford, CT	71/6568
1954	*Tommy Bolt	271	Earl Stewart	271	Wethersfield CC, Hartford, CT	71/6568
1955	Sam Snead	269	Fred Hawkins Mike Souchak	276	Wethersfield CC, Hartford, CT	71/6568
1956	*Arnold Palmer	274	Ted Kroll	274	Wethersfield CC, Hartford, CT	71/6568
1957	Gardner Dickinson	272	George Bayer	274	Wethersfield CC, Hartford, CT	71/6568
1958	Jack Burke, Jr.	268	Dow Finsterwald Art Wall	271	Wethersfield CC, Hartford, CT	71/6568
1959	Gene Littler	272	Tom Nieporte	273	Wethersfield CC, Hartford, CT	71/6568
1960	*Arnold Palmer	270	Bill Collins Jack Fleck	270	Wethersfield CC, Hartford, CT	71/6568
1961	*Billy Maxwell	271	Ted Kroll	271	Wethersfield CC, Hartford, CT	71/6568
1962	*Bob Goalby	271	Art Wall	271	Wethersfield CC, Hartford, CT	71/6568
1963	Billy Casper	271	George Bayer	272	Wethersfield CC, Hartford, CT	71/6568
1964	Ken Venturi	273	Al Bessellink Paul Bondeson Sam Carmichael Jim Grant	274	Wethersfield CC, Hartford, CT	71/6568
1965	*Billy Casper	274	Johnny Pott	274	Wethersfield CC, Hartford, CT	71/6568
1966	Art Wall	266	Wes Ellis	268	Wethersfield CC, Hartford, CT	71/6568
GREATER HARTFORD OPEN INVITATIONAL						
1967	Charlie Sifford	272	Steve Oppermann	273	Wethersfield CC, Hartford, CT	71/6568
1968	Billy Casper	266	Bruce Crampton	269	Wethersfield CC, Hartford, CT	71/6568
1969	*Bob Lunn	268	Dave Hill	268	Wethersfield CC, Hartford, CT	71/6568
1970	Bob Murphy	267	Paul Harney	271	Wethersfield CC, Hartford, CT	71/6568
1971	*George Archer	268	Lou Graham J.C. Snead	268	Wethersfield CC, Hartford, CT	71/6568
1972	*Lee Trevino	269	Lee Elder	269	Wethersfield CC, Hartford, CT	71/6568
SAMMY DAVIS, JR.-GREATER HARTFORD OPEN						
1973	Billy Casper	264	Bruce Devlin	265	Wethersfield CC, Hartford, CT	71/6568
1974	Dave Stockton	268	Ray Floyd	272	Wethersfield CC, Hartford, CT	71/6568
1975	*Don Bies	267	Hubert Green	267	Wethersfield CC, Hartford, CT	71/6568
1976	Rik Massengale	266	Al Geiberger J.C. Snead	268	Wethersfield CC, Hartford, CT	71/6568
1977	Bill Kratzert	265	Grier Jones Larry Nelson	268	Wethersfield CC, Hartford, CT	71/6568
1978	Rod Funseth	264	Dale Douglass Lee Elder Bill Kratzert	268	Wethersfield CC, Hartford, CT	71/6568
1979	Jerry McGee	267	Jack Renner	268	Wethersfield CC, Hartford, CT	71/6568
1980	*Howard Twitty	266	Jim Simons	266	Wethersfield CC, Hartford, CT	71/6568
1981	Hubert Green	264	Bobby Clampett Fred Couples Roger Maltbie	265	Wethersfield CC, Hartford, CT	71/6568
1982	Tim Norris	259	Ray Floyd Hubert Green	265	Wethersfield CC, Hartford, CT	71/6568
1983	Curtis Strange	268	Jay Haas Jack Renner	269	Wethersfield CC, Hartford, CT	71/6568
1984	Peter Jacobsen	269	Mark O'Meara	271	TPC of Connecticut, Cromwell, CT	71/6786

CANON GREATER HARTFORD OPEN



TOURNAMENT HISTORY

Year	Winner	Score	Runner-up	Score	Location	Par/Yards
CANON SAMMY DAVIS, JR.-GREATER HARTFORD OPEN						
1985	*Phil Blackmar	271	Jodie Mudd Dan Pohl	271	TPC of Connecticut, Cromwell, CT	71/6786
1986	*Mac O'Grady	269	Roger Maltbie	269	TPC of Connecticut, Cromwell, CT	71/6786
1987	Paul Azinger	269	Dan Forsman	270	TPC of Connecticut, Cromwell, CT	71/6786
1988	*Mark Brooks	269	Wayne Levi Dave Barr Joey Sindelar	269	TPC of Connecticut, Cromwell, CT	71/6786
CANON GREATER HARTFORD OPEN						
1989	Paul Azinger	267	Wayne Levi	268	TPC of Connecticut, Cromwell, CT	71/6786
1990	Wayne Levi	267	Mark Calcavecchia Brad Fabel Rocco Mediate Chris Perry	269	TPC of Connecticut, Cromwell, CT	70/6531
1991	*Billy Ray Brown	271	Rick Fehr Corey Pavin	271	TPC at River Highlands, Cromwell, CT	70/6820
1992	Lanny Wadkins	274	Dan Forsman Donnie Hammond Nick Price	276	TPC at River Highlands, Cromwell, CT	70/6820
1993	Nick Price	271	Dan Forsman Roger Maltbie	272	TPC at River Highlands, Cromwell, CT	70/6820
1994	David Frost	268	Greg Norman	269	TPC at River Highlands, Cromwell, CT	70/6820
1995	Greg Norman	267	Dave Stockton, Jr. Kirk Triplett Grant Waite	269	TPC at River Highlands, Cromwell, CT	70/6820
1996	D.A. Weibring	270	Tom Kite	274	TPC at River Highlands, Cromwell, CT	70/6820
1997	Stewart Cink	267	Tom Byrum Brandel Chamblee Jeff Maggert	268	TPC at River Highlands, Cromwell, CT	70/6820
1998	*Olin Browne	266	Stewart Cink Larry Mize	266	TPC at River Highlands, Cromwell, CT	70/6820
1999	Brent Geiberger	262	Skip Kendall	265	TPC at River Highlands, Cromwell, CT	70/6820

Tournament Record: 259—Tim Norris, 1982 (Wethersfield CC)

Current Course Record: 62—Billy Andrade, 1995; Scott Gump, Vijay Singh, both 1998; Ted Tryba, Tim Herron, both 1999

KEY: * = Playoff

CANON GREATER HARTFORD OPEN NOTE

With his win in last year's Canon Greater Hartford Open, **Brent Geiberger** became the first son of a former PGA TOUR champion to win a TOUR event since **Guy Boros** won the 1996 Greater Vancouver Open. Geiberger also became the first player since **Justin Leonard** at the 1996 Buick Open to win a tournament in which he had a hole-in-one. Geiberger made the first ace of his TOUR career during the third round.


1999 BUICK OPEN

Warwick Hills G&CC, Grand Blanc, MI
Par: 36-36-72 Yards: 7,105

Purse: \$ 2,400,000
August 5-8, 1999



LEADERS: First Round—Brent Geiberger opened with a 7-under-par 65, good for a one-stroke lead over Esteban Toledo, Tom Kite, Charles Raulerson, Ted Tryba and Omar Uresti. **Second Round**—Tom Pernice, Jr., Ernie Els and Rocco Mediate shared the lead at 11-under-par 133. Vijay Singh and Kite trailed by one stroke. **Third Round**—Tom Lehman, after an 8-under-par 64, was at 16-under-par 200. Els trailed by four strokes, while Fulton Allem, Scott Hoch, Loren Roberts, Fred Funk, Chris Perry, Toledo, Tryba, Mediate and Pernice were five back.



PRO-AM: \$10,000. Team—Bob Tway, 50, \$2,000.

CUT: 78 players at 2-under-par 142 from a field of 156.

WEATHER: Little wind and temperatures in the 70s through Friday. Steady rain, heavy at times, from 2:00 p.m. until the completion of play Saturday. Misty and damp Sunday morning, but sunny and pleasant the rest of the day.

Winner: Tom Pernice, Jr. 67-66-72-65 270 \$432,000.00

Tom Lehman	T2	67-69-64-71	271	\$179,200.00	Gabriel Hjertstedt	T40	72-67-70-72	281	\$9,360.00
Ted Tryba	T2	66-70-69-66	271	\$179,200.00	P.H. Horgan III	T40	70-70-72-69	281	\$9,360.00
Bob Tway	T2	67-69-70-65	271	\$179,200.00	Tom Kite	T40	66-68-72-75	281	\$9,360.00
Bob Estes	5	70-65-73-64	272	\$96,000.00	Andrew Magee	T40	68-72-67-74	281	\$9,360.00
Ernie Els	6	68-65-71-69	273	\$86,400.00	Robert Allenby	T45	68-72-73-69	282	\$6,501.34
Esteban Toledo	7	66-72-67-69	274	\$80,400.00	Phil Blackmar	T45	67-72-73-70	282	\$6,501.34
Hal Sutton	8	69-70-70-66	275	\$74,400.00	Mike Hulbert	T45	72-70-70-70	282	\$6,501.34
Tommy Armour III	T9	70-67-69-70	276	\$57,600.00	Notah Begay III	T45	70-72-69-71	282	\$6,501.33
Jim Furyk	T9	70-67-71-68	276	\$57,600.00	Jay Don Blake	T45	73-67-71-71	282	\$6,501.33
Rocco Mediate	T9	69-64-72-71	276	\$57,600.00	Eric Booker	T45	68-69-70-75	282	\$6,501.33
Loren Roberts	T9	68-71-66-71	276	\$57,600.00	Brian Henninger	T45	70-72-67-73	282	\$6,501.33
Joey Sindelar	T9	70-72-64-70	276	\$57,600.00	Greg Kraft	T45	67-69-74-72	282	\$6,501.33
Brian Watts	T9	70-70-67-69	276	\$57,600.00	Naomichi Joe Ozaki	T45	70-71-70-71	282	\$6,501.33
Fulton Allem	T15	67-72-66-72	277	\$39,600.00	Doug Barron	T54	70-69-72-72	283	\$5,376.00
Woody Austin	T15	68-69-73-67	277	\$39,600.00	Cameron Beckman	T54	70-71-73-69	283	\$5,376.00
Mark Brooks	T15	72-66-69-70	277	\$39,600.00	Steve Flesch	T54	71-69-73-70	283	\$5,376.00
Chris Perry	T15	69-69-67-72	277	\$39,600.00	Tim Herron	T54	72-68-70-73	283	\$5,376.00
Tom Byrum	T19	71-69-70-68	278	\$28,080.00	Peter Jacobsen	T54	71-70-69-73	283	\$5,376.00
Glen Day	T19	71-69-69-69	278	\$28,080.00	Jonathan Kaye	T54	70-71-71-71	283	\$5,376.00
Fred Funk	T19	68-70-67-73	278	\$28,080.00	Rodney Pampling	T54	72-69-72-70	283	\$5,376.00
Brent Geiberger	T19	65-70-74-69	278	\$28,080.00	Tommy Tolles	T54	68-71-70-74	283	\$5,376.00
Lee Janzen	T19	70-70-67-71	278	\$28,080.00	Lanny Wadkins	T54	68-72-70-73	283	\$5,376.00
Skip Kendall	T19	71-69-67-71	278	\$28,080.00	Stephen Ames	T63	68-69-73-74	284	\$5,016.00
Stuart Appleby	T25	71-64-71-73	279	\$17,550.00	Paul Goydos	T63	71-71-71-71	284	\$5,016.00
Steve Elkington	T25	73-69-67-70	279	\$17,550.00	J.P. Hayes	T63	71-70-71-72	284	\$5,016.00
Dudley Hart	T25	69-68-70-72	279	\$17,550.00	J.L. Lewis	T63	69-73-69-73	284	\$5,016.00
Scott Hoch	T25	71-68-66-74	279	\$17,550.00	Deane Pappas	T63	71-66-76-71	284	\$5,016.00
Justin Leonard	T25	68-71-71-69	279	\$17,550.00	Dave Stockton, Jr. ..	T63	70-72-70-72	284	\$5,016.00
Larry Mize	T25	67-70-74-68	279	\$17,550.00	Ty Armstrong	T69	72-70-70-73	285	\$4,800.00
Larry Rinker	T25	70-72-68-69	279	\$17,550.00	Trevor Dodds	T69	70-70-72-73	285	\$4,800.00
Omar Uresti	T25	66-70-75-68	279	\$17,550.00	Wayne Levi	T69	70-70-72-73	285	\$4,800.00
Briny Baird	T33	69-70-69-72	280	\$12,411.43	Carlos Franco	T72	72-68-73-73	286	\$4,680.00
Jeff Maggert	T33	70-69-69-72	280	\$12,411.43	Vijay Singh	T72	68-66-76-76	286	\$4,680.00
Blaine McCallister	T33	74-65-69-72	280	\$12,411.43	David Berganio, Jr. .	T74	69-70-72-76	287	\$4,584.00
Perry Moss	T33	70-72-66-72	280	\$12,411.43	Bob Friend	T74	72-70-75-70	287	\$4,584.00
Jeff Roth	T33	71-68-72-69	280	\$12,411.43	Craig Barlow	76	71-70-74-75	290	\$4,512.00
Steve Stricker	T33	71-68-70-71	280	\$12,411.43	Mamoru Osanai	T77	70-72-75-75	292	\$4,440.00
Jeff Sluman	T33	69-71-67-73	280	\$12,411.42	Charles Raulerson ..	T77	66-71-79-76	292	\$4,440.00
Chris Couch	T40	70-70-69-72	281	\$9,360.00					

The following players did not finish (C=cut, W=withdrew, D=disqualified)

C—143- Danny Briggs, Jim Carter, Barry Cheesman, Chris DiMarco, Doug Dunakey, Scott Gump, Bradley Hughes, John Huston, Neal Lancaster, Len Mattiace, Scott McCarron, Dicky Pride, Clarence Rose, Tom Scherrer, Geoffrey Sisk, David Sutherland, Bo Van Pelt, Scott Verplank, Grant Waite, Mike Weir, Jay Williamson. 144- Guy Boros, Jeff Brehaut, Jay Delsing, John Elliott, Dan Forsman, Franklin Langham, Sean Murphy, Jose Maria Olazabal, Lee Porter. 145- Emlyn Aubrey, Paul Azinger, Ben Bates, Mike Brisky, Greg Chalmers, Stewart Cink, Doug Martin, Chris Riley, Mike Sposa, Kevin Sutherland, Willie Wood. 146- Chip Beck, Olin Browne, Brad Fabel, Robin Freeman, Brian Gay, Bill Glasson, Dick Mast, Billy Mayfair, Ted Purdy. 147- Clark Dennis, Sergio Garcia, Lee Rinker, Rory Sabbatini, Phil Tataurangi. 148- Alan Bratton, Bob Burns, Robert Damron, Rick Fehr, Kent Jones, Katsumasa Miyamoto, Joe Ogilvie, Steve Pate, Charles Warren. 149- Rich Beem, Russ Cochran, Robert Gamez, Jimmy Green, Pete Jordan, Andy Matthews. 150- Ben Crenshaw. 153- Jeff Gallagher, Steve Jurgensen, Shawn Koch. 154- Brian Cairns. 156- Jason May. 158- Brent Veenstra. W—74- Tim Loutalot.

BUICK OPEN



TOURNAMENT HISTORY

Year	Winner	Score	Runner-up	Score	Location	Par/Yards
BUICK OPEN INVITATIONAL						
1958	Billy Casper	285	Ted Kroll	286	Warwick Hills CC, Grand Blanc, MI	72/7014
			Arnold Palmer			
1959	*Art Wall	282	Dow Finsterwald	282	Warwick Hills CC, Grand Blanc, MI	72/7014
1960	Mike Souchak	282	Gay Brewer	283	Warwick Hills CC, Grand Blanc, MI	72/7014
			Art Wall			
1961	*Jack Burke, Jr.	284	Billy Casper	284	Warwick Hills CC, Grand Blanc, MI	72/7014
			Johnny Pott			
1962	Bill Collins	284	Dave Ragan	285	Warwick Hills CC, Grand Blanc, MI	72/7014
1963	Julius Boros	274	Dow Finsterwald	279	Warwick Hills CC, Grand Blanc, MI	72/7014
1964	Tony Lema	277	Dow Finsterwald	280	Warwick Hills CC, Grand Blanc, MI	72/7014
1965	Tony Lema	280	Johnny Pott	282	Warwick Hills CC, Grand Blanc, MI	72/7014
1966	Phil Rodgers	284	Johnny Pott	286	Warwick Hills CC, Grand Blanc, MI	72/7014
			Kermit Zarley			
1967	Julius Boros	283	Bob Goalby	286	Warwick Hills CC, Grand Blanc, MI	72/7014
			R.H. Sikes			
			Bert Yancey			
1968	Tom Weiskopf	280	Mike Hill	281	Warwick Hills CC, Grand Blanc, MI	72/7014
1969	Dave Hill	277	Frank Beard	279	Warwick Hills CC, Grand Blanc, MI	72/7014
VERN PARSELL BUICK OPEN						
1972	Gary Groh	273	John Mahaffey	275	Flint Elks CC, Flint, MI	72/6902
LAKE MICHIGAN CLASSIC						
1973	*(2T) Wilf Homenuik	215	Jim Ferriell	215	Benton Harbor Elks CC, Benton Harbor, MI	71/6690
FLINT ELKS OPEN						
1974	(2T) Bryan Abbott	135	Joe Porter	136	Flint Elks CC, Flint, MI	72/6902
1975	(2T) Spike Kelley	208	Randy Erskine	209	Flint Elks CC, Flint, MI	72/6902
			Jim Marshall			
			Mike McCullough			
1976	*(2T) Ed Sabo	279	Randy Erskine	279	Flint Elks CC, Flint, MI	72/6902
1977	Bobby Cole	271	Fred Marti	272	Flint Elks CC, Flint, MI	72/6902
BUICK GOODWRENCH OPEN						
1978	*Jack Newton	280	Mike Sullivan	280	Warwick Hills CC, Grand Blanc, MI	72/7014
1979	*John Fought	280	Jim Simons	280	Warwick Hills CC, Grand Blanc, MI	72/7014
1980	Peter Jacobsen	276	Bill Kratzert	277	Warwick Hills CC, Grand Blanc, MI	72/7014
			Mark Lye			
BUICK OPEN						
1981	*Hale Irwin	277	Bobby Clampett	277	Warwick Hills CC, Grand Blanc, MI	72/7014
			Peter Jacobsen			
			Gil Morgan			
1982	Lanny Wadkins	273	Tom Kite	274	Warwick Hills CC, Grand Blanc, MI	72/7014
1983	Wayne Levi	272	Isao Aoki	273	Warwick Hills CC, Grand Blanc, MI	72/7014
			Calvin Peete			
1984	Denis Watson	271	Payne Stewart	272	Warwick Hills CC, Grand Blanc, MI	72/7014
1985	Ken Green	268	Wayne Grady	272	Warwick Hills CC, Grand Blanc, MI	72/7014
1986	Ben Crenshaw	270	J.C. Snead	271	Warwick Hills CC, Grand Blanc, MI	72/7014
			Doug Tewell			
1987	Robert Wrenn	262	Dan Pohl	269	Warwick Hills CC, Grand Blanc, MI	72/7014
1988	Scott Verplank	268	Doug Tewell	270	Warwick Hills CC, Grand Blanc, MI	72/7014
1989	Leonard Thompson	273	Billy Andrade	274	Warwick Hills CC, Grand Blanc, MI	72/7014
			Payne Stewart			
			Doug Tewell			
1990	Chip Beck	272	Mike Donald	273	Warwick Hills CC, Grand Blanc, MI	72/7014
			Hale Irwin			
			Fuzzy Zoeller			
1991	*Brad Faxon	271	Chip Beck	271	Warwick Hills CC, Grand Blanc, MI	72/7014
1992	*Dan Forsman	276	Steve Elkington	276	Warwick Hills CC, Grand Blanc, MI	72/7014
			Brad Faxon			
1993	Larry Mize	272	Fuzzy Zoeller	273	Warwick Hills CC, Grand Blanc, MI	72/7014

BUICK OPEN



TOURNAMENT HISTORY

Year	Winner	Score	Runner-up	Score	Location	Par/Yards
1994	Fred Couples	270	Corey Pavin	272	Warwick Hills CC, Grand Blanc, MI	72/7014
1995	*Woody Austin	270	Mike Brisky	270	Warwick Hills CC, Grand Blanc, MI	72/7014
1996	Justin Leonard	266	Chip Beck	271	Warwick Hills CC, Grand Blanc, MI	72/7105
1997	Vijay Singh	273	Tom Byrum	277	Warwick Hills CC, Grand Blanc, MI	72/7105
			Russ Cochran			
			Ernie Els			
			Brad Fabel			
			Joe Ozaki			
			Curtis Strange			
1998	Billy Mayfair	271	Scott Verplank	273	Warwick Hills CC, Grand Blanc, MI	72/7105
1999	Tom Pernice, Jr.	270	Ted Tryba	271	Warwick Hills CC, Grand Blanc, MI	72/7105
			Tom Lehman			
			Bob Tway			

NOTE: Tournaments unofficial 1972 through 1976.

Tournament Record: 262—Robert Wrenn, 1987
 Current Course Record: 62—Jim Furyk, 1995; Sonny Skinner, 1997
 KEY: * = Playoff 2T = Second TOUR

BUICK OPEN NOTES

The only wire-to-wire winner in Buick Open history has been **Julius Boros** in 1963. Boros took a two-stroke lead with an opening-round 66, then posted scores of 71-68-69 to earn a five-stroke victory over **Dow Finsterwald**.

At the 1987 Buick Open, **Dewey Arnette** tied the PGA TOUR record for most consecutive birdies with eight. **Bob Goalby**, at the 1961 St. Petersburg Open, and **Fuzzy Zoeller**, at the 1976 Quad Cities Open, also posted eight consecutive birdies.


1999 PGA CHAMPIONSHIP

Medinah Country Club (No. 3), Medinah, IL
Par: 36-36-72 Yards: 7,401

Purse: \$3,500,000
August 12-15, 1999



LEADERS: First Round—Sergio Garcia shot a 6-under-par 66 to lead by two strokes over Jay Haas, Mike Weir and J.P. Hayes. **Second Round**—Haas, after a 5-under-par 67, was at 9-under-par 135. He led by one stroke over Weir. **Third Round**—Woods and Weir, at 11-under-par 205, led by two strokes over Garcia and Stewart Cink.



CUT: 74 players at 2-over-par 146 from a field of 150.

WEATHER: Overcast and rainy Thursday and Friday. There was a delay from 4:55-5:42 p.m. Thursday due to lightning. Play was suspended for the day at 7:57 p.m. due to darkness with 15 players still on the course. The second round resumed at 8:45 a.m. Friday. Partly cloudy and cool Saturday, with temperatures only reaching 70 degrees. Warmer Sunday, with temperatures reaching 80 degrees under clear skies.


Winner: Tiger Woods 70-67-68-72 277 \$630,000.00

Sergio Garcia	2	66-73-68-71	278	\$378,000.00	Lanny Wadkins ...	T34	72-69-74-76	291	\$15,428.57
Stewart Cink	T3	69-70-68-73	280	\$203,000.00	Steve Flesch	T34	73-71-72-75	291	\$15,428.57
Jay Haas	T3	68-67-75-70	280	\$203,000.00	Paul Azinger	T41	77-69-71-75	292	\$11,250.00
Nick Price	5	70-71-69-71	281	\$129,000.00	Angel Cabrera	T41	73-73-74-72	292	\$11,250.00
Bob Estes	T6	71-70-72-69	282	\$112,000.00	Chris DiMarco	T41	74-71-74-73	292	\$11,250.00
Colin Montgomerie	T6	72-70-70-70	282	\$112,000.00	Nick Faldo	T41	71-71-75-75	292	\$11,250.00
Jim Furyk	T8	71-70-69-74	284	\$96,500.00	Hale Irwin	T41	70-69-78-75	292	\$11,250.00
Steve Pate	T8	72-70-73-69	284	\$96,500.00	Robert Karlsson ..	T41	70-76-73-73	292	\$11,250.00
Miguel Angel Jimenez	T10	70-70-75-70	285	\$72,166.67	Duffy Waldorf	T41	74-71-70-77	292	\$11,250.00
Jesper Parnevik	T10	72-70-73-70	285	\$72,166.67	Brian Watts	T41	69-71-72-80	292	\$11,250.00
Corey Pavin	T10	69-74-71-71	285	\$72,166.67	Olin Browne	T49	73-72-74-74	293	\$8,180.00
Chris Perry	T10	70-73-71-71	285	\$72,166.67	Davis Love III	T49	71-72-75-75	293	\$8,180.00
David Duval	T10	70-71-72-72	285	\$72,166.66	Rocco Mediate	T49	71-72-78-72	293	\$8,180.00
Mike Weir	T10	68-68-69-80	285	\$72,166.66	Vijay Singh	T49	74-70-77-72	293	\$8,180.00
Mark Brooks	T16	70-73-70-74	287	\$48,600.00	Kirk Triplett	T49	73-70-70-80	293	\$8,180.00
Gabriel Hjertstedt	T16	72-70-73-72	287	\$48,600.00	J.P. Hayes	T54	68-76-76-74	294	\$7,400.00
Brandt Jobe	T16	69-74-69-75	287	\$48,600.00	Andrew Magee	T54	72-72-77-73	294	\$7,400.00
Greg Turner	T16	73-69-70-75	287	\$48,600.00	Jeff Sluman	T54	72-73-73-76	294	\$7,400.00
Lee Westwood	T16	70-68-74-75	287	\$48,600.00	Phil Mickelson	T57	72-72-74-77	295	\$7,175.00
David Frost	T21	75-68-74-71	288	\$33,200.00	Payne Stewart	T57	75-71-75-74	295	\$7,175.00
Scott Hoch	T21	71-71-75-71	288	\$33,200.00	Bob Tway	T57	73-71-80-71	295	\$7,175.00
J.L. Lewis	T21	73-70-74-71	288	\$33,200.00	Mark O'Meara	T57	72-74-73-76	295	\$7,175.00
Kevin Wentworth	T21	72-70-72-74	288	\$33,200.00	Mark Calcavecchia	T61	71-75-76-74	296	\$6,975.00
Skip Kendall	T21	74-65-71-78	288	\$33,200.00	Brad Faxon	T61	72-73-77-74	296	\$6,975.00
Fred Couples	T26	73-69-75-72	289	\$24,000.00	Greg Kraft	T61	74-70-75-77	296	\$6,975.00
Carlos Franco	T26	72-71-71-75	289	\$24,000.00	Bernhard Langer ..	T61	71-75-74-76	296	\$6,975.00
Jerry Kelly	T26	69-74-71-75	289	\$24,000.00	Alexander Cejka ..	T65	71-73-75-78	297	\$6,800.00
Hal Sutton	T26	72-73-73-71	289	\$24,000.00	Andrew Coltart	T65	72-74-80-71	297	\$6,800.00
Jean Van De Velde	T26	74-70-75-70	289	\$24,000.00	Mike Reid	T65	72-74-76-75	297	\$6,800.00
Paul Goydos	T31	73-70-71-76	290	\$20,000.00	Scott Dunlap	T68	74-72-71-81	298	\$6,675.00
Mark James	T31	70-74-79-67	290	\$20,000.00	Bruce Zabriski	T68	70-75-77-76	298	\$6,675.00
Ted Tryba	T31	70-72-76-72	290	\$20,000.00	Rich Beem	T70	72-73-78-76	299	\$6,550.00
Tom Lehman	T34	70-74-76-71	291	\$15,428.58	Thomas Bjorn	T70	73-73-78-75	299	\$6,550.00
Paul Lawrie	T34	73-72-72-74	291	\$15,428.57	Naomichi Joe Ozaki	T70	73-73-78-75	299	\$6,550.00
Billy Mayfair	T34	75-69-75-72	291	\$15,428.57	Fred Funk	73	75-69-76-80	300	\$6,450.00
Kenny Perry	T34	74-69-72-76	291	\$15,428.57	Joey Sindelar	WD	73-70-75		
Scott Verplank	T34	73-72-73-73	291	\$15,428.57					

The following players did not finish (C=cut, W=withdrew, D=disqualified)

C—147- Darren Clarke, Retief Goosen, Shigeki Maruyama, Craig Parry, Dennis Paulson, Loren Roberts, Sven Struver, Tommy Tolles, Ian Woosnam. 148- Ernie Els, Bob Ford, Harrison Frazar, Brent Gelberger, Dudley Hart, Nolan Henke, Toshi Izawa, Lee Janzen, Steve Jones, Justin Leonard, Peter O'Malley, Eduardo Romero, Steve Schneider, Steve Stricker, Kevin Sutherland. 149- Bob Boyd, Brandel Chamblee, Bob Friend, Per-Ulrik Johansson, Jeffrey Lankford, Jeff Maggert, Greg Norman, Tom Pernice, Jr., Jarmo Sandelin, Chris Tucker, Tom Watson. 150- Jim Carter, John Cook, Glen Day, Mike Gilmore, Frank Lickliter, Jay Overton, Ken Schall. 151- Robert Allenby, Billy Andrade, Stuart Appleby, Ben Crenshaw, Tim Herron, Shawn Kelly, Stephen Keppler, Brent Murray, Jose Maria Olazabal. 152- John Huston, Stephen Leaney, David Toms. 153- George Bryan, Scott Davis, Jeff Freeman, Scott Gump. 154- Wayne DeFrancesco, Bradley Hughes, Tom Kite, Craig Stadler, Hidemichi Tanaka. 155- Tommy Armour III, Mike Baker, Darrell Kestner, Patrik Sjolander, Tim Thelen, Kim Thompson. 156- Larry Nelson, Ron Stelten. 157- Chris Toulson, Brett Upper. 159- Scott Spence. 160- Milan Swilor. W—Bill Glasson.

PGA CHAMPIONSHIP



TOURNAMENT HISTORY

Year	Winner	Score	Runner-up	Score	Location
1916	James M. Barnes	1 up	Jock Hutchison		Siwanoy CC, Bronxville, NY
1917-	No Championships Played—World War I				
1918	James M. Barnes	6 & 5	Fred McLeod		Engineers CC, Roslyn, LI, NY
1919	Jock Hutchison	1 up	J. Douglas Edgar		Flossmoor CC, Flossmoor, IL
1920	Walter Hagen	3 & 2	James M. Barnes		Inwood CC, Far Rockaway, NY
1921	Gene Sarazen	4 & 3	Emmet French		Oakmont CC, Oakmont, PA
1922	*Gene Sarazen	1 up (38)	Walter Hagen		Pelham CC, Pelham, NY
1923	Walter Hagen	2 up	James M. Barnes		French Lick CC, French Lick, IN
1924	Walter Hagen	6 & 5	William Mehlhorn		Olympia Fields, Olympia Fields, IL
1925	Walter Hagen	5 & 3	Leo Diegel		Salisbury GC, Westbury, LI, NY
1926	Walter Hagen	1 up	Joe Turnesa		Cedar Crest CC, Dallas, TX
1927	Leo Diegel	6 & 5	Al Espinosa		Five Farms CC, Baltimore, MD
1928	Leo Diegel	6 & 4	Johnny Farrell		Hillcrest CC, Los Angeles, CA
1929	Tommy Armour	1 up	Gene Sarazen		Fresh Meadow CC, Flushing, NY
1930	Tom Creavy	2 & 1	Denny Shute		Wannamoisett CC, Rumford, RI
1931	Olin Dutra	4 & 3	Frank Walsh		Keller GC, St. Paul, MN
1932	Gene Sarazen	5 & 4	Willie Goggin		Blue Mound CC, Milwaukee, WI
1933	*Paul Runyan	1 up (38)	Craig Wood		Park CC, Williamsville, NY
1934	Johnny Revolta	5 & 4	Tommy Armour		Twin Hills CC, Oklahoma City, OK
1935	Denny Shute	3 & 2	Jimmy Thomson		Pinehurst CC, Pinehurst, NC
1936	*Denny Shute	1 up (37)	Harold McSpaden		Pittsburgh Field Club, Aspinwall, PA
1937	Paul Runyan	8 & 7	Sam Snead		Shawnee CC, Shawnee-on-Delaware, PA
1938	*Henry Picard	1 up (37)	Byron Nelson		Pomok CC, Flushing LI, NY
1939	Byron Nelson	1 up	Sam Snead		Hershey CC, Hershey, PA
1940	*Vic Ghezzi	1 up (38)	Byron Nelson		Cherry Hills CC, Denver, CO
1941	Sam Snead	2 & 1	Jim Turnesa		Seaview CC, Atlantic City, NJ
1942	No Championship Played—World War II				
1943	Bob Hamilton	1 up	Byron Nelson		Manito G & CC, Spokane, WA
1944	Byron Nelson	4 & 3	Sam Byrd		Moraine CC, Dayton, OH
1945	Ben Hogan	6 & 4	Ed Oliver		Portland GC, Portland, OR
1946	Jim Ferrier	2 & 1	Chick Harbert		Plum Hollow CC, Detroit, MI
1947	Ben Hogan	7 & 6	Mike Turnesa		Norwood Hills CC, St. Louis, MO
1948	Sam Snead	3 & 2	Johnny Palmer		Hermitage CC, Richmond, VA
1949	Chandler Harper	4 & 3	Henry Williams, Jr.		Scioto CC, Columbus, OH
1950	Sam Snead	7 & 6	Walter Burkemo		Oakmont CC, Oakmont, PA
1951	Jim Turnesa	1 up	Chick Harbert		Big Spring CC, Louisville, KY
1952	Walter Burkemo	2 & 1	Felice Torza		Birmingham CC, Birmingham, MI
1953	Chick Harbert	4 & 3	Walter Burkemo		Keller GC, St. Paul, MN
1954	Doug Ford	4 & 3	Cary Middlecoff		Meadowbrook CC, Detroit, MI
1955	Jack Burke	3 & 2	Ted Kroll		Blue Hill CC, Boston, MA
1956	Lionel Hebert	2 & 1	Dow Finsterwald		Miami Valley CC, Dayton, OH
1957	Dow Finsterwald	276	Billy Casper	278	Llanerch CC, Havertown, PA
1958	Bob Rosburg	277	Jerry Barber	278	Minneapolis GC, St. Louis Park, MN
1959			Doug Sanders		
1960	Jay Hebert	281	Jim Ferrier	282	Firestone CC, Akron, OH
1961	*Jerry Barber (67)	277	Don January (68)	277	Olympia Fields CC, Olympia Fields, IL
1962	Gary Player	278	Bob Goalby	279	Aronomink GC, Newtown Square, PA
1963	Jack Nicklaus	279	Dave Ragan, Jr.	281	Dallas Athletic Club, Dallas, TX
1964	Bobby Nichols	271	Jack Nicklaus	274	Columbus CC, Columbus, OH
			Arnold Palmer		
1965	Dave Marr	280	Billy Casper	282	Laurel Valley CC, Ligonier, PA
			Jack Nicklaus		
1966	Al Geiberger	280	Dudley Wysong	284	Firestone CC, Akron, OH
1967	*Don January (69)	281	Don Massengale (71)	281	Columbine CC, Littleton, CO

PGA CHAMPIONSHIP



TOURNAMENT HISTORY

Year	Winner	Score	Runner-up	Score	Location
1968	Julius Boros	281	Bob Charles	282	Pecan Valley CC, San Antonio, TX
1969	Raymond Floyd	276	Arnold Palmer	277	NCR CC, Dayton, OH
1970	Dave Stockton	279	Gary Player	281	Southern Hills CC, Tulsa, OK
1971	Jack Nicklaus	281	Arnold Palmer		
1972	Gary Player	281	Bob Murphy	283	PGA National GC, Palm Beach Gardens, FL
			Billy Casper	283	Oakland Hills CC, Birmingham, MI
			Tommy Aaron		
1973	Jack Nicklaus	277	Jim Jamieson	281	Canterbury GC, Cleveland, OH
1974	Lee Trevino	276	Bruce Crampton	277	Tanglewood GC, Winston-Salem, NC
1975	Jack Nicklaus	276	Jack Nicklaus	278	Firestone CC, Akron, OH
1976	Dave Stockton	281	Bruce Crampton	282	Congressional CC, Bethesda, MD
			Raymond Floyd		
			Don January		
1977	*Lanny Wadkins	282	Gene Littler	282	Pebble Beach GL, Pebble Beach, CA
1978	*John Mahaffey	276	Jerry Pate	276	Oakmont CC, Oakmont, PA
			Tom Watson		
1979	*David Graham	272	Ben Crenshaw	272	Oakland Hills CC, Birmingham, MI
1980	Jack Nicklaus	274	Andy Bean	281	Oak Hill CC, Rochester, NY
1981	Larry Nelson	273	Fuzzy Zoeller	277	Atlanta Athletic Club, Duluth, GA
1982	Raymond Floyd	272	Lanny Wadkins	275	Southern Hills CC, Tulsa, OK
1983	Hal Sutton	274	Jack Nicklaus	275	Riviera CC, Pacific Palisades, CA
1984	Lee Trevino	273	Gary Player	277	Shoal Creek, Birmingham, AL
			Lanny Wadkins		
1985	Hubert Green	278	Lee Trevino	280	Cherry Hills CC, Denver, CO
1986	Bob Tway	276	Greg Norman	278	Inverness Club, Toledo, OH
1987	*Larry Nelson	287	Lanny Wadkins	287	PGA National, Palm Beach Gardens, FL
1988	Jeff Sluman	272	Paul Azinger	275	Oak Tree GC, Edmond, OK
1989	Payne Stewart	276	Andy Bean	277	Kemper Lakes GC, Hawthorn Woods, IL
			Mike Reid		
			Curtis Strange		
1990	Wayne Grady	282	Fred Couples	285	Shoal Creek, Birmingham, AL
1991	John Daly	276	Bruce Lietzke	279	Crooked Stick GC, Carmel, IN
1992	Nick Price	278	John Cook	281	Bellerive CC, St. Louis, MO
			Jim Gallagher, Jr.		
			Gene Sauers		
			Nick Faldo		
1993	*Paul Azinger	272	Greg Norman	272	Inverness Club, Toledo, OH
1994	Nick Price	269	Corey Pavin	275	Southern Hills CC, Tulsa, OK
1995	*Steve Elkington	267	Colin Montgomerie	267	Riviera CC, Pacific Palisades, CA
1996	*Mark Brooks	277	Kenny Perry	277	Valhalla GC, Louisville, KY
1997	Davis Love III	269	Justin Leonard	274	Winged Foot CC, Mamaroneck, NY
1998	Vijay Singh	271	Steve Stricker	273	Sahalee CC, Redmond, WA
1999	Tiger Woods	277	Sergio Garcia	278	Medinah CC, Medinah, IL

Tournament Record: 267—Steve Elkington/Colin Montgomerie, 1995 (Riviera CC)
 18-Hole Record: 63—Bruce Crampton, 1975 (Firestone CC); Raymond Floyd, 1982 (Southern Hills CC); Gary Player, 1984 (Shoal Creek); Vijay Singh, 1993 (Inverness)

KEY: * = Playoff *Figures in parentheses indicate playoff scores.*

1999 SPRINT INTERNATIONAL

 **The SPRINT
INTERNATIONAL**

Castle Pines GC, Castle Rock, CO
Par: 36-36-72 Yards: 7,559

Purse: \$2,600,000
August 19-22, 1998

FORMAT: Modified Stableford System, with points awarded as follows: double-eagles +8, eagle +5, birdie +2, bogey -1, double-bogey or worse -3.

LEADERS: First Round—David Toms, with +16 points, was one point ahead of Phil Mickelson and two in front of Davis Love III and Mark Calcavecchia. **Second Round**—Toms, with +29 points, was three points ahead of Paul Goydos and four ahead of David Duval and Chris Perry. **Third Round**—Toms, with +39 points, was three points ahead of Duval and Stephen Ames and seven in front of Ernie Els and Sergio Garcia.



CUT: Starting field of 144 cut to 75 players at +9 or better after 36 holes. After 54 holes, the field was cut to 36 players at +19 or better.

PRO-AM: \$10,000. Team—Steve Lowery, 46, \$2,000

WEATHER: Lightning in the area forced a delay from 2:25-5:10 p.m. Thursday. Another cell caused a delay from 5:40-6:10 p.m. Play was suspended at 7:50 p.m. due to darkness with 51 players remaining on the course. The first round resumed at 7:00 a.m. Friday, and the second round was delayed 30 minutes. Pleasant the rest of the week, with afternoon clouds.

Winner: David Toms 16-13-10-8 47 \$468,000.00

David Duval	2	10-15-11-8	44	\$280,800.00	Mark Calcavecchia ..	T39	14-3-0	17	\$10,920.00
Stephen Ames	3	11-12-13-7	43	\$176,800.00	Jose Maria Olazabal	T39	4-12-1	17	\$10,920.00
Chris Perry	4	10-15-3-9	37	\$124,800.00	Dennis Paulson	T39	1-11-7	17	\$10,920.00
Ernie Els	T5	10-14-8-3	35	\$98,800.00	Lee Westwood	T39	4-9-4	17	\$10,920.00
Billy Mayfair	T5	10-13-7-5	35	\$98,800.00	Robert Allenby	T43	1-11-6	16	\$9,360.00
Steve Elkington	7	13-10-4-7	34	\$87,100.00	Harrison Frazer	T43	1-15-0	16	\$9,360.00
Olin Browne	T8	7-14-7-4	32	\$78,000.00	Jay Don Blake	T45	0-11-4	15	\$8,060.00
Jay Haas	T8	10-5-5-12	32	\$78,000.00	Scott Gump	T45	4-5-6	15	\$8,060.00
Steve Flesch	T10	8-16-4-3	31	\$65,000.00	J.L. Lewis	T45	3-11-1	15	\$8,060.00
Eduardo Romero ..	T10	5-8-11-7	31	\$65,000.00	Dudley Hart	T48	1-15-(-2)	14	\$6,812.00
Kirk Triplett	T10	7-8-5-11	31	\$65,000.00	J.P. Hayes	T48	2-7-5	14	\$6,812.00
Greg Norman	T13	0-14-11-5	30	\$50,266.67	Nick Price	T48	7-5-2	14	\$6,812.00
Mark O'Meara	T13	11-9-0-10	30	\$50,266.67	Doug Barron	T51	0-9-4	13	\$6,156.80
Sergio Garcia	T13	5-16-11-2	30	\$50,266.66	Notah Begay III	T51	3-8-2	13	\$6,156.80
Phil Mickelson	T16	15-4-2-8	29	\$41,600.00	Greg Chalmers	T51	5-6-2	13	\$6,156.80
Rory Sabbatini	T16	9-6-6-8	29	\$41,600.00	Tim Herron	T51	4-10-(-1)	13	\$6,156.80
Bob Tway	T16	4-13-3-9	29	\$41,600.00	Willie Wood	T51	4-5-4	13	\$6,156.80
Vijay Singh	19	11-9-4-4	28	\$36,400.00	Mark Brooks	T56	8-4-0	12	\$5,876.00
Darren Clarke	T20	5-9-6-7	27	\$32,500.00	Steve Pate	T56	5-7-0	12	\$5,876.00
Andrew Magee	T20	11-13-5-8	27	\$32,500.00	Clarence Rose	T56	2-7-3	12	\$5,876.00
Rocco Mediate	T22	5-10-4-7	26	\$28,080.00	Tom Pernice, Jr.	T59	3-7-1	11	\$5,746.00
Jesper Parnevik	T22	10-4-5-7	26	\$28,080.00	Dicky Pride	T59	(-1)-12-0	11	\$5,746.00
Billy Andrade	T24	9-3-9-4	25	\$22,880.00	Chris DiMarco	T61	5-4-1	10	\$5,616.00
Skip Kendall	T24	11-8-8-(-2)	25	\$22,880.00	Jerry Kelly	T61	1-9-0	10	\$5,616.00
Mark Wiebe	T24	13-3-4-5	25	\$22,880.00	Mike Sposa	T61	7-6-(-3)	10	\$5,616.00
Doug Martin	T27	6-6-7-5	24	\$19,630.00	Woody Austin	T64	7-4-(-2)	9	\$5,486.00
David Sutherland ..	T27	12-9-2-1	24	\$19,630.00	Brad Faxon	T64	8-2-(-1)	9	\$5,486.00
Jonathan Kaye	29	7-4-8-4	23	\$18,460.00	Stuart Appleby	T66	2-7-(-1)	8	\$5,382.00
Brett Quigley	30	6-7-8-1	22	\$17,680.00	Geoffrey Sisk	T66	2-7-(-1)	8	\$5,382.00
Paul Goydos	T31	8-18-(-5)-0	21	\$16,510.00	Ken Green	T68	6-4-(-3)	7	\$5,252.00
Mike Reid	T31	9-9-9-(-6)	21	\$16,510.00	Steve Jones	T68	7-3-(-3)	7	\$5,252.00
Brandt Jobe	T33	3-8-8-1	20	\$15,015.00	Corey Pavin	T68	8-1-(-2)	7	\$5,252.00
Frank Lickliter	T33	9-10-4-(-3)	20	\$15,015.00	Tom Scherrer	71	9-4-(-7)	6	\$5,148.00
Kevin Sutherland ..	35	9-6-5-(-2)	18	\$14,040.00	Patrik Sjolund	72	8-4-(-7)	5	\$5,096.00
Rick Fehr	36	12-8-2-(-8)	14	\$13,390.00	Ted Purdy	73	4-5-(-6)	3	\$5,044.00
Davis Love III	T37	14-5-(-1)	18	\$12,480.00	Tom Purtzer	74	3-6-(-8)	1	\$4,992.00
Tiger Woods	T37	7-9-2	18	\$12,480.00	Barry Cheesman	75	8-1-(-13)	-4	\$4,940.00

The following players did not finish (C = cut, W = withdrew, D = disqualified)

C—+8—Eric Booker, Michael Bradley, Robin Freeman, Jim Gallagher, Jr., Brian Henninger, Pete Jordan, Hank Kuehne, Craig Stadler, Paul Stankowski, Jay Williamson. +7—Stewart Cink, Brent Geiberger, Perry Moss, Chris Riley, Esteban Toledo, Duffy Waldorf. +6—Chip Beck, Russ Cochran, Robert Damron, Jay Delsing, Chris Smith, Dave Stockton, Jr. +5—Glen Day, Larry Mize, Frank Nobilo, Lee Porter, Larry Rinker. +4—Emlyn Aubrey, Ben Bates, Danny Briggs, Trevor Dodds, Doug Dunakey, Gary Hallberg, Miguel Angel Jimenez, Grant Waite. +3—Rich Beem, P.H. Horgan III. +2—Craig Barlow, Jeff Gallagher, Lee Rinker, Phil Tataurangi, Tommy Tolles, Kevin Wentworth. +1—Tommy Armour III, Briny Baird, Neal Lancaster, Franklin Langham, Steve Lowery, Sean Murphy, Craig Spence, Mike Weir. 0—Clark Dennis, Rodney Pampling. (-1)—R.W. Eaks. (-2)—Alan Bratton, Bob Friend, Mike Hulbert, Charles Raulerson. (-3)—Brad Bryant, Chris Couch. (-4)—Scott McCarron. (-6)—John Cook, Jarmo Sandelin. (-7)—Joe Ogilvie. (-9)—Fulton Allem. WD—Peter Jacobsen, Joey Sindelar, Mike Springer, Kenny Perry.

SPRINT INTERNATIONAL

 **Sprint**
The SPRINT
INTERNATIONAL

TOURNAMENT HISTORY

Year	Winner	Score	Runner-up	Score	Location	Par/Yards
THE INTERNATIONAL						
1986	Ken Green	+12	Bernhard Langer	+9	Castle Pines GC, Castle Rock, CO	72/7559
1987	John Cook	+11	Ken Green	+9	Castle Pines GC, Castle Rock, CO	72/7559
1988	Joey Sindelar	+17	Steve Pate	+13	Castle Pines GC, Castle Rock, CO	72/7559
			Dan Pohl			
1989	Greg Norman	+13	Clarence Rose	+11	Castle Pines GC, Castle Rock, CO	72/7559
1990	Davis Love III	+14	Steve Pate	+11	Castle Pines GC, Castle Rock, CO	72/7559
			Eduardo Romero			
			Peter Senior			
1991	Jose Maria Olazabal	+10	Ian Baker-Finch	+7	Castle Pines GC, Castle Rock, CO	72/7559
			Scott Gump			
			Bob Lohr			
1992	Brad Faxon	+14	Lee Janzen	+12	Castle Pines GC, Castle Rock, CO	72/7559
1993	Phil Mickelson	+45	Mark Calcavecchia	+37	Castle Pines GC, Castle Rock, CO	72/7559
SPRINT INTERNATIONAL						
1994	*Steve Lowery	+35	Rick Fehr	+35	Castle Pines GC, Castle Rock, CO	72/7559
1995	Lee Janzen	+34	Ernie Els	+33	Castle Pines GC, Castle Rock, CO	72/7559
1996	*Clarence Rose	+31	Brad Faxon	+31	Castle Pines GC, Castle Rock, CO	72/7559
1997	Phil Mickelson	+48	Stewart Appleby	+41	Castle Pines GC, Castle Rock, CO	72/7559
1998	Vijay Singh	+47	Phil Mickelson	+41	Castle Pines GC, Castle Rock, CO	72/7559
			Willie Wood			
1999	David Toms	+47	David Duval	+44	Castle Pines GC, Castle Rock, CO	72/7559

(NOTE: Prior to 1993, winning score was for fourth round only. Beginning in 1993, winning score has been total for four rounds.)

Tournament Record: 48 points—Phil Mickelson, 1997
18-hole Record: 20 points—Greg Whisman, 1992; Tom Purtzer, 1997

KEY: * = Playoff

SPRINT INTERNATIONAL NOTES

Since 1993, when the 72-hole total first was used to determine the winner of *The International*, the eventual champion has led four times entering the final round. In 1993, **Phil Mickelson** led by three points over **Phil Blackmar** and, in 1997, **Mickelson** led **Skip Kendall** by five. In 1998, **Vijay Singh** held a one-point lead over **Willie Wood**, and in 1999 **David Toms** was three ahead of **David Duval** and **Stephen Ames** entering the fourth round.

Two eight-point double eagles have been recorded at *The International*, and both came in the final round of the 1990 tournament. **Steve Pate** used a driver and 2-iron at the eighth hole, and **Jim Gallagher, Jr.** used a driver and 5-iron at the 17th.


1999 WORLD GOLF CHAMPIONSHIPS- NEC INVITATIONAL



Firestone Country Club (South Course), Akron, OH
Par: 35-35-70 Yards: 7,139

Purse: \$5,000,000
August 26-29, 1999

LEADERS: First Round—Tiger Woods shot a 4-under-par 66 to lead by one stroke over six players. **Second Round**—Paul Lawrie and Carlos Franco, at 5-under-par 135, led by one stroke over Phil Mickelson, Hal Sutton and Nick Price. **Third Round**—Woods, after an 8-under-par 62, was at 11-under-par 199 and led by five strokes over Fred Couples and Price.



CUT: There was no cut. All 41 players completed 72 holes.

WEATHER: Overcast with periodic rains Thursday and Friday. Thursday play was delayed at 2:05 p.m. due to lighting in the area. Play was suspended for the day at 5:20 with all 41 players still on the course. Partly cloudy and humid Saturday. Beautiful on Sunday.

Winner: Tiger Woods 66-71-62-71 270 \$1,000,000.00

Phil Mickelson	2	69-67-70-65	271	\$510,000.00
Craig Parry	T3	71-66-69-69	275	\$327,500.00
Nick Price	T3	67-69-68-71	275	\$327,500.00
Ernie Els	5	71-69-67-69	276	\$234,000.00
Shigeki Maruyama	6	72-67-70-68	277	\$179,000.00
Carlos Franco	T7	68-67-70-73	278	\$154,000.00
Sergio Garcia	T7	67-70-69-72	278	\$154,000.00
Jeff Maggert	T7	71-67-69-71	278	\$154,000.00
Jim Furyk	T10	67-72-69-71	279	\$129,000.00
Davis Love III	T10	68-69-70-72	279	\$129,000.00
Mark Calcavecchia	T12	68-69-73-70	280	\$109,000.00
Padraig Harrington	T12	72-67-70-71	280	\$109,000.00
Steve Pate	T12	69-71-68-72	280	\$109,000.00
Fred Couples	T15	71-70-63-77	281	\$88,000.00
Tom Lehman	T15	67-72-67-75	281	\$88,000.00
Vijay Singh	T15	71-67-72-71	281	\$88,000.00
Payne Stewart	T15	70-67-69-75	281	\$88,000.00
Hal Sutton	T15	69-67-72-73	281	\$88,000.00
Justin Leonard	20	73-68-69-72	282	\$73,000.00
Paul Lawrie	T21	67-68-74-74	283	\$66,000.00
Greg Turner	T21	70-71-68-74	283	\$66,000.00
Stuart Appleby	T23	72-70-72-70	284	\$58,000.00
Scott Hoch	T23	68-73-71-72	284	\$58,000.00
Greg Norman	T25	70-75-66-74	285	\$50,000.00
Mark O'Meara	T25	73-70-71-71	285	\$50,000.00
Miguel Angel Jimenez	T27	72-70-70-74	286	\$41,333.34
David Duval	T27	67-72-71-76	286	\$41,333.33
Jesper Parnevik	T27	75-69-66-76	286	\$41,333.33
Lee Janzen	T30	71-70-72-74	287	\$37,000.00
Colin Montgomerie	T30	69-75-67-76	287	\$37,000.00
Jarmo Sandelin	T30	71-71-73-72	287	\$37,000.00
Andrew Coltart	T33	71-71-69-77	288	\$34,000.00
John Huston	T33	69-71-70-78	288	\$34,000.00
Lee Westwood	T33	74-72-70-72	288	\$34,000.00
Darren Clarke	T36	73-72-69-75	289	\$31,500.00
Jean Van De Velde	T36	75-71-68-75	289	\$31,500.00
Frank Nobilo	38	73-69-75-73	290	\$30,000.00
Steve Elkington	39	70-74-71-76	291	\$29,000.00
Jose Maria Olazabal	40	70-80-69-73	292	\$28,000.00
Naomichi Joe Ozaki	41	75-74-75-72	296	\$27,000.00

WORLD GOLF CHAMPIONSHIPS- NEC INVITATIONAL



TOURNAMENT HISTORY AT FIRESTONE CC

From 1962 through 1975, the World Series of Golf was played as a four-man, 36-hole exhibition. All monies won in the tournament were unofficial. The winners in those years (with winning totals in parentheses):

1962—Jack Nicklaus (135)	1967—Jack Nicklaus (144)	1972—Gary Player (142)
1963—Jack Nicklaus (140)	1968—Gary Player (143)	1973—Tom Weiskopf (137)
1964—Tony Lema (138)	1969—Orville Moody (141)	1974—Lee Trevino (139)
1965—Gary Player (139)	1970—Jack Nicklaus (136)	1975—Tom Watson (140)
1966—Gene Littler (143)	1971—Charles Coody (141)	

Year	Winner	Score	Runner-up	Score	Location	Par/Yards
WORLD SERIES OF GOLF						
1976	Jack Nicklaus	275	Hale Irwin	279	Firestone CC (South Course), Akron, OH	70/7149
1977	Lanny Wadkins	267	Hale Irwin	272	Firestone CC (South Course), Akron, OH	70/7149
			Tom Weiskopf			
1978	*Gil Morgan	278	Hubert Green	278	Firestone CC (South Course), Akron, OH	70/7149
	(Won playoff with par on first extra hole)					
1979	Lon Hinkle	272	Larry Nelson	273	Firestone CC (South Course), Akron, OH	70/7149
			Bill Rogers			
			Lee Trevino			
1980	Tom Watson	270	Ray Floyd	272	Firestone CC (South Course), Akron, OH	70/7149
1981	Bill Rogers	275	Tom Kite	276	Firestone CC (South Course), Akron, OH	70/7149
1982	*Craig Stadler	278	Ray Floyd	278	Firestone CC (South Course), Akron, OH	70/7149
	(Won playoff with par on fourth extra hole)					
1983	Nick Price	270	Jack Nicklaus	274	Firestone CC (South Course), Akron, OH	70/7149
NEC WORLD SERIES OF GOLF						
1984	Denis Watson	271	Bruce Lietzke	273	Firestone CC (South Course), Akron, OH	70/7149
1985	Roger Maltbie	268	Denis Watson	272	Firestone CC (South Course), Akron, OH	70/7149
1986	Dan Pohl	277	Lanny Wadkins	278	Firestone CC (South Course), Akron, OH	70/7149
1987	Curtis Strange	275	Fulton Allem	278	Firestone CC (South Course), Akron, OH	70/7149
1988	*Mike Reid	275	Tom Watson	275	Firestone CC (South Course), Akron, OH	70/7149
	(Won playoff with par on first extra hole)					
1989	*David Frost	276	Ben Crenshaw	276	Firestone CC (South Course), Akron, OH	70/7149
	(Won playoff with par on second extra hole)					
1990	Jose Maria Olazabal	262	Lanny Wadkins	274	Firestone CC (South Course), Akron, OH	70/7149
1991	*Tom Purtzer	279	Jim Gallagher, Jr.	279	Firestone CC (South Course), Akron, OH	70/7149
			Davis Love III			
	(Won playoff with par on second extra hole)					
1992	Craig Stadler	273	Corey Pavin	274	Firestone CC (South Course), Akron, OH	70/7149
1993	Fulton Allem	270	Jim Gallagher, Jr.	275	Firestone CC (South Course), Akron, OH	70/7149
			Nick Price			
			Craig Stadler			
1994	Jose Maria Olazabal	269	Scott Hoch	270	Firestone CC (North Course), Akron, OH	70/6918
1995	*Greg Norman	278	Billy Mayfair	278	Firestone CC (South Course), Akron, OH	70/7149
			Nick Price			
	(Won playoff with birdie on first extra hole)					
1996	Phil Mickelson	274	Billy Mayfair	277	Firestone CC (South Course), Akron, OH	70/7149
			Steve Stricker			
			Duffy Waldorf			
1997	Greg Norman	273	Phil Mickelson	277	Firestone CC (South Course), Akron, OH	70/7189
1998	David Duval	269	Phil Mickelson	271	Firestone CC (South Course), Akron, OH	70/7189

WORLD GOLF CHAMPIONSHIPS-NEC INVITATIONAL

1999	Tiger Woods	270	Phil Mickelson	271	Firestone CC (South Course), Akron, OH	70/7189
------	-------------	-----	----------------	-----	--	---------

World Golf Championships-NEC Invitational Record: 270—Tiger Woods, 1999
 NEC World Series of Golf Record: 262—Jose Maria Olazabal, 1990
 Current Course Record: 61—Jose Maria Olazabal, 1990

KEY: * = Playoff


1999 RENO-TAHOE OPEN

Reno-Tahoe Open

Montreux Golf and Country Club, Reno, NV
Par: 36-36-72 Yards: 7,552

Purse: \$2,750,000
August 26-29, 1999

LEADERS: First Round—Franklin Langham opened with a 7-under-par 65. Ted Purdy and Cameron Beckman were one stroke back. **Second Round**—Ben Bates, at 9-under-par 135, held a one-stroke lead over Danny Briggs. Tom Scherrer and Jonathan Kaye were two back. **Third Round**—Following a 9-under-par 63, Notah Begay was at 14-under-par 202 and had a four-stroke lead over Scherrer. Craig Stadler and Brandt Jobe were five behind.



CUT: 78 players at 1-over-par 145 from a field of 156.

PRO-AM: Team—Steve Lowery, 48, \$2,000.

WEATHER: Sunny and clear all week, with temperatures reaching the mid 80s each day. Cool and calm in the mornings, with winds gusting to 20 mph Thursday afternoon, then diminishing each afternoon through Sunday.

Winner: Notah Begay III 70-69-63-72 274 \$495,000.00

Chris Perry	T2	68-71-70-68	277	\$242,000.00	Rodney Pampling ..	T37	72-68-71-75	286	\$12,100.00
David Toms	T2	68-70-70-69	277	\$242,000.00	Grant Waite	T37	69-74-68-75	286	\$12,100.00
John Cook	T4	68-70-73-69	280	\$113,666.67	Danny Briggs	T43	70-66-76-75	287	\$8,580.00
Fred Funk	T4	69-71-73-67	280	\$113,666.67	Scott Dunlap	T43	74-70-71-72	287	\$8,580.00
Brandt Jobe	T4	69-69-69-73	280	\$113,666.66	Brian Henninger ..	T43	69-72-71-75	287	\$8,580.00
Dennis Paulson ..	T7	71-72-67-71	281	\$88,687.50	Franklin Langham ..	T43	65-73-77-72	287	\$8,580.00
Bob Tway	T7	69-69-70-73	281	\$88,687.50	Mike Reid	T43	72-71-73-71	287	\$8,580.00
Emlyn Aubrey	T9	69-71-73-69	282	\$61,531.25	Victor Schwamkrug	T43	73-70-72-72	287	\$8,580.00
Woody Austin	T9	68-70-73-71	282	\$61,531.25	Dave Stockton, Jr. .	T43	70-74-65-78	287	\$8,580.00
Mark Brooks	T9	71-73-70-68	282	\$61,531.25	Trevor Dodds	T50	72-73-70-73	288	\$6,581.67
Stewart Cink	T9	68-70-73-71	282	\$61,531.25	Joe Durant	T50	71-70-74-73	288	\$6,581.67
Russ Cochran	T9	72-70-73-67	282	\$61,531.25	Steve Flesch	T50	72-69-72-75	288	\$6,581.67
Steve Jones	T9	70-72-69-71	282	\$61,531.25	Dan Forsman	T50	73-70-71-74	288	\$6,581.67
Jonathan Kaye	T9	71-66-71-74	282	\$61,531.25	P.H. Horgan III	T50	72-70-71-75	288	\$6,581.66
Tom Scherrer	T9	67-70-69-76	282	\$61,531.25	Scott Verplank	T50	71-73-68-76	288	\$6,581.66
Paul Goydos	T17	72-72-71-68	283	\$35,985.72	Doug Barron	T56	74-70-70-75	289	\$6,105.00
Dudley Hart	T17	68-71-75-69	283	\$35,985.72	Tom Byrum	T56	70-75-73-71	289	\$6,105.00
Kenny Perry	T17	68-75-69-71	283	\$35,985.72	Jay Delsing	T56	71-73-65-80	289	\$6,105.00
Cameron Beckman	T17	66-74-69-74	283	\$35,985.71	Jeff Gallagher	T56	72-69-72-76	289	\$6,105.00
Brad Fabel	T17	69-72-69-73	283	\$35,985.71	Kent Jones	T56	75-69-72-73	289	\$6,105.00
Jay Haas	T17	71-68-69-75	283	\$35,985.71	Tom Purtzer	T56	73-72-71-73	289	\$6,105.00
Kevin Sutherland	T17	69-69-72-73	283	\$35,985.71	Ted Tryba	T56	73-69-73-74	289	\$6,105.00
Brian Gay	T24	69-73-72-70	284	\$21,278.13	Olin Browne	T63	71-71-72-76	290	\$5,802.50
Mike Springer	T24	73-71-74-66	284	\$21,278.13	Harrison Frazer	T63	72-73-74-71	290	\$5,802.50
Phil Tataurangi ..	T24	71-74-69-70	284	\$21,278.13	Perry Moss	T63	71-74-72-73	290	\$5,802.50
Duffy Waldorf	T24	73-71-72-68	284	\$21,278.13	Rory Sabbatini	T63	73-70-74-73	290	\$5,802.50
Billy Andrade	T24	68-72-70-74	284	\$21,278.12	Ty Armstrong	T67	69-74-72-76	291	\$5,527.50
J.L. Lewis	T24	67-72-72-73	284	\$21,278.12	Brad Faxon	T67	74-69-72-76	291	\$5,527.50
Craig Stadler	T24	72-70-65-77	284	\$21,278.12	Ted Purdy	T67	66-77-71-77	291	\$5,527.50
Charles Warren ..	T24	73-72-69-70	284	\$21,278.12	Geoffrey Sisk	T67	75-69-75-72	291	\$5,527.50
Tommy Armour III	T32	70-72-68-75	285	\$15,565.00	David Sutherland ..	T67	70-74-74-73	291	\$5,527.50
Robert Damron ...	T32	71-71-71-72	285	\$15,565.00	Brian Watts	T67	73-72-72-74	291	\$5,527.50
J.P. Hayes	T32	73-70-69-73	285	\$15,565.00	Mike Brisky	T73	71-73-75-73	292	\$5,280.00
Bradley Hughes ...	T32	72-68-70-75	285	\$15,565.00	Bob Burns	T73	72-72-75-73	292	\$5,280.00
Esteban Toledo ...	T32	69-76-68-72	285	\$15,565.00	Jim Gallagher, Jr. .	T73	73-72-68-79	292	\$5,280.00
Ben Bates	T37	69-66-75-76	286	\$12,100.00	David Peoples	T76	71-74-74-74	293	\$5,142.50
Greg Chalmers	T37	72-71-70-73	286	\$12,100.00	Omar Uresti	T76	71-73-73-76	293	\$5,142.50
Frank Lickliter ..	T37	71-69-72-74	286	\$12,100.00	Tim Loustalot	78	73-71-73-79	296	\$5,060.00
Joe Ogilvie	T37	72-69-74-71	286	\$12,100.00					

The following players did not finish (C=cut, W=withdrew, D=disqualified)

C—146- Stephen Ames, Phil Blackmar, Barry Cheesman, John Daly, Robin Freeman, Bob Friend, David Frost, Bill Glasson, Pete Jordan, Billy Mayfair, Chris Riley. 147- Jay Don Blake, Jeff Brehaut, Brandel Chamblee, Clark Dennis, Mike Hulbert, Peter Jacobsen, Steve Jurgensen, Jerry Kelly, Tom Kite, John Maginnes, Doug Martin, Len Mattiace, Corey Pavin, Charles Raulerson, Paul Stankowski. 148- Fulton Allem, Eric Booker, Deane Pappas, Don Pooley, Lanny Wadkins, Kevin Wentworth, Willie Wood. 149- Briny Baird, John Elliott, Steve Lowery, Blaine McCallister, Scott McCarron, Rocco Mediate, Sean Murphy, Fuzzy Zoeller. 150- Rich Beem, Jimmy Green, Nolan Henke, Neal Lancaster, Dicky Pride, D.A. Weibring, Mark Wiebe. 151- Michael Bradley, Alan Bratton, Michael Burke, Jr., Mike Sposa, Tommy Tolles, Kirk Triplett. 152- Gabriel Hjertstedt, Joel Kribel, Lee Rinker, Butch Sheehan. 153- Bob Borowicz, Doug Dunakey, Rick Fehr, Steve Novarro, Lee Porter, Clarence Rose, Travis Whisman. 155- Steve Hummel. 156- Chris Couch, Larry Rinker, Steve Sheehan, Chris Smith. 157- Billy Ray Brown. 158- Craig Barlow, David Seawell. 160- Tommy Masters. 166- Bo Van Pelt. W—74- Jay Williamson. 76- Paul Azinger. D—144- Brett Quigley.

RENO-TAHOE OPEN



TOURNAMENT HISTORY

Year	Winner	Score	Runner-up	Score	Location	Par/Yards
RENO-TAHOE OPEN						
1999	Notah Begay III	274	Chris Perry	277	Montreux Golf and Country Club, Reno, NV	72/7552

Tournament Record: 274—Notah Begay III, 1999
 Current Course Record: 63—Notah Begay III, 1999

KEY: * = Playoff

RENO-TAHOE NOTES

Notah Begay III's first career PGA TOUR victory at the inaugural Reno-Tahoe Open was the first TOUR win by a Native American since **Rod Curl** captured the 1974 MasterCard Colonial.

Chris Perry's second-place finish at the Reno-Tahoe Open was anything but rare. In 1999, Perry appeared frequently on the final leaderboard, finishing in the top 10 14 times in 31 tournaments. Additionally, Perry was in the top five nine of those times, including two runner-up finishes.

Just two days after **Franklin Langham** established the Reno-Tahoe Open for low round with an opening, 7-under-par 65, **Notah Begay III** shattered that mark during Saturday's third round. Begay shot a 9-under-par 63, highlighted by 10 birdies, to set the tournament's 18-hole standard.

After yielding 29 eagles the first three days, the Montreux G&CC wasn't nearly as generous during Sunday's final round of the Reno-Tahoe Open. **Jeff Gallagher** recorded the day's lone eagle on the par-5, 616-yard ninth hole. The number of eagles recorded went down each day, from an opening-round high of 12 to nine in Round 2 and eight on Saturday. **Brandt Jobe** carded perhaps the most impressive eagle of the tournament on Saturday, on the par-4, 464-yard eighth hole. Jobe, the only member of the field to eagle the course's third toughest hole, hit his tee shot to within 145 yards, then holed out with a sand wedge.

1999 AIR CANADA CHAMPIONSHIP

Northview G&CC, Surrey, B.C., Canada
Par: 36-35-71 Yards: 7,009

Purse: \$2,500,000
September 2-5, 1999



LEADERS: First Round—Brandt Jobe shot a 8-under-par 63 and led by one stroke over Peter Jacobsen. **Second Round**—Jobe and Charles Raulerson were tied at 9-under-par 133, one stroke ahead of Carlos Franco. **Third Round**—Fred Funk was at 13-under-par 200, one stroke in front of Franco and Phil Tataurangi.



CUT: 80 players at even-par 142 from a field of 156.

PRO-AM: \$10,000. Team—Peter Jacobsen, Lee Porter, 51, \$1,800.

WEATHER: The start of Thursday play was delayed for 30 minutes due to heavy fog; early-morning temperatures in the 40s were followed by the mid 70s in the afternoon. Friday play was delayed 40 minutes due to fog; morning temperatures in the 50s warmed up to the 80s. Overcast and cool Saturday, with a low of 52 degrees and a high of 64. Overcast skies Sunday gave way to light morning-and-afternoon rainfall.

Winner: Mike Weir 68-70-64-64 266 \$450,000.00

Fred Funk	2	71-64-65-68	268	\$270,000.00	Notah Begay III ...	T42	70-69-70-72	281	\$8,500.00
Carlos Franco	3	67-67-67-69	270	\$170,000.00	Scott Dunlap	T42	68-68-70-75	281	\$8,500.00
Scott McCarron	T4	72-67-72-61	272	\$103,333.34	Peter Jacobsen ...	T42	64-72-73-72	281	\$8,500.00
Payne Stewart	T4	68-67-69-68	272	\$103,333.33	Pete Jordan	T42	71-67-71-72	281	\$8,500.00
Phil Tataurangi	T4	66-70-65-71	272	\$103,333.33	Dicky Pride	T42	70-72-70-69	281	\$8,500.00
Charles Raulerson	7	65-68-69-71	273	\$83,750.00	Chris Riley	T42	71-69-70-71	281	\$8,500.00
Jay Delsing	T8	70-68-72-64	274	\$75,000.00	Chris DiMarco	T48	68-67-75-72	282	\$6,360.00
Kevin Wentworth	T8	69-70-68-67	274	\$75,000.00	Joe Durant	T48	72-66-74-70	282	\$6,360.00
Bob Estes	T10	73-67-67-68	275	\$62,500.00	Bob Friend	T48	69-68-72-73	282	\$6,360.00
Brad Fabel	T10	71-66-68-70	275	\$62,500.00	Brandt Jobe	T48	63-70-72-77	282	\$6,360.00
Steve Lowery	T10	68-69-69-69	275	\$62,500.00	Len Mattiace	T48	69-69-69-75	282	\$6,360.00
Gabriel Hjertstedt	T13	69-69-69-69	276	\$41,562.50	Eric Booker	T53	69-72-71-71	283	\$5,816.67
Mike Hulbert	T13	70-72-67-67	276	\$41,562.50	Kevin Pomarleau	T53	65-70-73-75	283	\$5,816.67
Blaine McCallister	T13	68-70-70-68	276	\$41,562.50	John Maginnes ...	T53	71-70-71-71	283	\$5,816.67
Katsumasa Miyamoto	T13	70-67-70-69	276	\$41,562.50	Kent Jones	56	66-70-77-71	284	\$5,700.00
Tom Pernice, Jr.	T13	68-70-71-67	276	\$41,562.50	Stuart Appleby ...	T57	73-68-72-72	285	\$5,475.00
Ted Tryba	T13	70-66-70-70	276	\$41,562.50	Craig Barlow	T57	73-68-73-71	285	\$5,475.00
Omar Uresti	T13	70-66-72-68	276	\$41,562.50	Tom Byrum	T57	70-70-71-74	285	\$5,475.00
Jay Williamson	T13	69-69-67-71	276	\$41,562.50	Barry Cheesman ..	T57	72-70-70-73	285	\$5,475.00
Mark Calcavecchia ...	T21	67-69-70-71	277	\$25,000.00	Rick Fehr	T57	68-71-76-70	285	\$5,475.00
Greg Chalmers	T21	68-71-65-73	277	\$25,000.00	Jonathan Kaye ...	T57	68-74-70-73	285	\$5,475.00
Trevor Dodds	T21	67-70-71-69	277	\$25,000.00	Esteban Toledo ...	T57	71-71-70-73	285	\$5,475.00
Mike Springer	T21	72-70-67-68	277	\$25,000.00	Grant Waite	T57	73-67-74-71	285	\$5,475.00
David Toms	T21	69-69-69-70	277	\$25,000.00	Fulton Allem	T65	70-69-73-74	286	\$5,125.00
Mark Wiebe	T21	70-68-69-70	277	\$25,000.00	Ty Armstrong	T65	67-73-71-75	286	\$5,125.00
Scott Gump	T27	71-70-66-71	278	\$18,125.00	Brent Geiberger ...	T65	70-68-77-71	286	\$5,125.00
Scott Hoch	T27	72-69-67-70	278	\$18,125.00	Bill Glasson	T65	73-69-74-70	286	\$5,125.00
Greg Kraft	T27	69-68-70-71	278	\$18,125.00	Skip Kendall	T65	70-71-74-71	286	\$5,125.00
Kevin Sutherland	T27	69-67-73-69	278	\$18,125.00	Ray Stewart	T65	75-67-73-71	286	\$5,125.00
Chip Beck	T31	68-74-67-70	279	\$15,156.25	Danny Briggs	T71	67-71-75-74	287	\$4,900.00
Nolan Henke	T31	71-70-67-71	279	\$15,156.25	Wes Martin	T71	70-69-73-75	287	\$4,900.00
Brian Henninger	T31	69-73-67-70	279	\$15,156.25	Lee Porter	T71	70-71-73-73	287	\$4,900.00
Mike Sposa	T31	72-70-69-68	279	\$15,156.25	Robert Damron ...	74	69-71-77-71	288	\$4,800.00
P.H. Horgan III	T35	70-70-70-70	280	\$11,803.57	Jeff Brehaut	75	70-67-74-78	289	\$4,750.00
Phil Blackmar	T35	71-70-70-69	280	\$11,803.57	Robert Gamez	T76	72-69-73-76	290	\$4,650.00
Franklin Langham	T35	71-68-72-69	280	\$11,803.57	Hank Kuehne	T76	70-69-72-79	290	\$4,650.00
Doug Martin	T35	68-72-70-70	280	\$11,803.57	Lanny Wadkins ...	T76	73-69-73-75	290	\$4,650.00
Larry Rinker	T35	68-70-71-71	280	\$11,803.57	Jimmy Green	79	72-69-76-76	293	\$4,550.00
Dave Stockton, Jr.	T35	71-71-70-68	280	\$11,803.57	Guy Boros	80	69-70-83-77	299	\$4,500.00
Richard Zokol	T35	67-68-74-71	280	\$11,803.57					

The following players did not finish (C=cut, W=withdrew, D=disqualified)

C—143- Stephen Ames, Mark Carnevale, John Elliott, Neal Lancaster, Ian Leggatt, Frank Nobilo, Tom Purtzer, Brett Quigley, Loren Roberts, Scott Simpson, David Sutherland. 144- Woody Austin, Steve Jurgensen, David Ogrin, Deane Pappas, Tom Scherrer, Kenneth Staton. 145- Dave Barr, Mike Brisky, Russ Cochran, Chris Couch, Ken Duke, Jim Gallagher, Jr., Philip Jonas, Craig Matthew, Ted Purdy, Rory Sabbatini, Hidemichi Tanaka, Lian-Wei Zhang. 146- Bob Burns, Norm Jarvis, Arden Knoll, Tim Loustalot, Andrew Magee, Rob McMillan, John Randle, Mike Standly, Denis Watson, D.A. Weibring. 147- Jay Don Blake, Brian Claar, Gary Hallberg, Danny Mijovic, David Seawell, Chris Smith, Bo Van Pelt. 148- Briny Baird, Ben Bates, Alan Bratton, Doug Dunakey, Brian Gay, Bob Gilder, Mark McCumber, Lee Rinker, Geoffrey Sisk, Brian Watts. 149- Doug Barron, Cameron Beckman, Brandel Chamblee, Darren Griff, Sandy Lyle. 150- Jeff Gallagher, Sean Murphy. 151- Spike McRoy, Joe Ogilvie. 152- Robin Freeman. 154- Danny Edwards, Tommy Tolles. 155- David Morland, IV, Fraser Mulholland, Paul Tesori. 156- Mike Ferguson, Charles Warren. 72- R.W. Eaks. 73- Ken Green. 78- Clark Dennis.

AIR CANADA CHAMPIONSHIP



TOURNAMENT HISTORY

Year	Winner	Score	Runner-up	Score	Location	Par/Yards
GREATER VANCOUVER OPEN						
1996	Guy Boros	272	Emlyn Aubrey Lee Janzen Taylor Smith	273	Northview G&CC (Ridge Course) Surrey, British Columbia, Canada	71/6817
1997	Mark Calcavecchia	265	Andrew Magee	266	Northview G&CC (Ridge Course) Surrey, British Columbia, Canada	71/6789
1998	Brandel Chamblee	265	Payne Stewart	268	Northview G&CC (Ridge Course) Surrey, British Columbia, Canada	71/6789
AIR CANADA CHAMPIONSHIP						
1999	Mike Weir	266	Fred Funk	268	Northview G&CC (Ridge Course) Surrey, British Columbia, Canada	71/7009

Tournament Record: 265—Mark Calcavecchia, 1997; Brandel Chamblee, 1998
 Course Record: 61—Scott McCarron, 1999

AIR CANADA CHAMPIONSHIP NOTES

Mike Weir's victory at the 1999 Air Canada Championship was noteworthy for two reasons. Weir became the first Canadian-born PGA TOUR titleholder since **Richard Zokol** won the Greater Milwaukee Open in 1992. Weir also became the sixth lefthander to win on TOUR, joining **Bob Charles**, **Sam Adams**, **Ernie Gonzalez**, **Phil Mickelson** and **Russ Cochran**.

Of the 15 Canadian players in the field for the 1999 Air Canada Championship, **Richard Zokol**, **Mike Weir**, **Wes Martin** and **Ray Stewart** were the only four to make the cut. Weir, the eventual champion, was the only member of that foursome to finish in the top 10. Zokol (T35) was next, followed by Stewart (T65) and Martin (T71).

Despite beginning the final round tied for 47th, **Scott McCarron** came out red hot on Sunday. McCarron broke **Joel Edwards'** course record of 62, set in the fourth round of the 1997 Air Canada Championship. McCarron's 10-under-par 61 lifted him to 12-under-par for the tournament and into a tie for fourth place, his only top-10 finish of the season. McCarron's bogey-free round featured five birdies apiece on the front and back nines, including a string of five in a row on holes 4-8.

1999 BELL CANADIAN OPEN

**BELL
CANADIAN
OPEN**

Glen Abbey GC, Oakville, Ontario, Canada Purse: \$2,500,000
Par: 35-37-72 Yards: 7,112 September 9-12, 1999

LEADERS: First Round—Trevor Dodds and Lee Janzen each shot 6-under-par 66 to lead by one stroke over five players. **Second Round**—Hal Sutton, at 8-under-par 136, led by one stroke over Paul Azinger, Steve Stricker and Janzen. **Third Round**—Janzen shot a 4-under-par 68, good for an 11-under-par 205 total, and led by one stroke over Sutton and by two over Azinger.



CUT: 77 players at 2-over-par 146 from a field of 156.

PRO-AM: \$10,000. Team—Mark Calcavecchia, Lee Janzen, Steve Stricker, 55, \$1,667.67 each.

WEATHER: There was a 90-minute delay in the start of play Thursday due to heavy rains and lightning. Play was suspended for the day at 7:49 p.m. with 21 players on the course. Partly sunny and windy Friday and Saturday, with high temperatures in the mid 60s. Beautiful Sunday, with a high near 70.

Winner: Hal Sutton 69-67-70-69 275 \$450,000.00

Dennis Paulson	2	70-68-71-69	278	\$270,000.00	Scott McCarron ...	T37	73-71-77-69	290	\$10,750.00
Dudley Hart	T3	72-69-70-70	281	\$120,000.00	David Morland, IV	T37	70-74-78-68	290	\$10,750.00
Lee Janzen	T3	66-71-68-76	281	\$120,000.00	Joe Ogilvie	T37	74-69-77-70	290	\$10,750.00
Justin Leonard	T3	72-67-72-70	281	\$120,000.00	Tom Scherrer	T37	73-71-75-71	290	\$10,750.00
David Sutherland ..	T3	73-65-72-71	281	\$120,000.00	Chris DiMarco	T44	70-74-72-75	291	\$7,770.00
Scott Dunlap	7	72-74-66-70	282	\$83,750.00	Rick Fehr	T44	71-72-71-77	291	\$7,770.00
Nick Faldo	8	73-72-67-71	283	\$77,500.00	Keith Fergus	T44	72-74-74-71	291	\$7,770.00
Paul Azinger	T9	71-66-70-77	284	\$65,000.00	Bill Glasson	T44	73-72-71-75	291	\$7,770.00
Jesper Parnevik ...	T9	68-73-73-70	284	\$65,000.00	Bradley Hughes ...	T44	68-74-77-72	291	\$7,770.00
Charles Raulerson ..	T9	67-74-70-73	284	\$65,000.00	Jeff Brehaut	T49	70-75-76-71	292	\$6,108.34
Phil Tataurangl	T9	74-72-69-69	284	\$65,000.00	Bob Burns	T49	70-72-79-71	292	\$6,108.34
Steve Stricker	T13	67-70-72-76	285	\$50,000.00	Brandt Jobe	T49	72-71-73-76	292	\$6,108.33
Bob Tway	T13	71-73-68-73	285	\$50,000.00	Tim Loutalot	T49	74-71-75-72	292	\$6,108.33
Chip Beck	T15	69-72-74-71	286	\$40,000.00	Andrew Magee ...	T49	67-72-74-79	292	\$6,108.33
Greg Chalmers	T15	71-72-75-68	286	\$40,000.00	Len Mattiace	T49	70-70-79-73	292	\$6,108.33
Bob Estes	T15	71-70-72-73	286	\$40,000.00	Michael Bradley ..	T55	70-76-68-79	293	\$5,700.00
Mark O'Meara	T15	71-73-69-73	286	\$40,000.00	Trevor Dodds	T55	66-73-78-76	293	\$5,700.00
Jeff Sluman	T15	72-73-71-70	286	\$40,000.00	Franklin Langham	T55	71-73-72-77	293	\$5,700.00
Jay Don Blake	T20	70-70-77-70	287	\$28,100.00	Jim Gallagher, Jr.	T58	76-70-78-70	294	\$5,475.00
Steve Lowery	T20	69-73-74-71	287	\$28,100.00	P.H. Horgan III ...	T58	72-73-73-76	294	\$5,475.00
Billy Mayfair	T20	71-72-71-73	287	\$28,100.00	Craig Matthew	T58	69-74-75-76	294	\$5,475.00
Brett Quigley	T20	73-70-71-73	287	\$28,100.00	Rory Sabbatini ...	T58	68-72-72-82	294	\$5,475.00
Bo Van Pelt	T20	73-73-68-73	287	\$28,100.00	Joey Sindelar	T58	72-72-74-76	294	\$5,475.00
Mark Calcavecchia	T25	70-68-79-71	288	\$19,937.50	Mike Sposa	T58	71-75-71-77	294	\$5,475.00
Brad Faxon	T25	70-70-79-69	288	\$19,937.50	Briny Baird	T64	71-68-77-79	295	\$5,175.00
Steve Jones	T25	67-75-74-72	288	\$19,937.50	Robert Damron ...	T64	70-72-81-72	295	\$5,175.00
Doug Martin	T25	70-71-74-73	288	\$19,937.50	Brad Fabel	T64	71-74-71-79	295	\$5,175.00
Woody Austin	T29	69-70-74-76	289	\$15,218.75	Bob Friend	T64	70-74-79-72	295	\$5,175.00
Mark Brooks	T29	71-70-75-73	289	\$15,218.75	Sandy Lyle	T64	70-75-77-73	295	\$5,175.00
Glen Day	T29	72-73-72-72	289	\$15,218.75	Tommy Tolles	T64	78-67-78-72	295	\$5,175.00
Hank Kuehne	T29	74-71-72-72	289	\$15,218.75	Robert Karlsson ..	T70	77-69-75-75	296	\$4,975.00
Kevin Sutherland ..	T29	73-72-69-75	289	\$15,218.75	Dave Stockton, Jr.	T70	67-77-73-79	296	\$4,975.00
Charles Warren ...	T29	71-71-74-73	289	\$15,218.75	Bob Gilder	72	73-71-75-78	297	\$4,900.00
Jay Williamson ...	T29	71-71-75-72	289	\$15,218.75	Steve Jurgensen ..	T73	74-72-76-77	299	\$4,825.00
Richard Zokol	T29	73-72-72-72	289	\$15,218.75	David Ogryn	T73	70-73-78-78	299	\$4,825.00
Jim Furyk	T37	68-72-77-73	290	\$10,750.00	Ian Leggatt	T75	71-75-81-73	300	\$4,725.00
Ken Green	T37	72-74-74-70	290	\$10,750.00	Deane Pappas	T75	70-75-77-78	300	\$4,725.00
Jonathan Kaye ...	T37	69-74-75-72	290	\$10,750.00	David Seawell	77	77-68-76-80	301	\$4,650.00

The following players did not finish (C=cut, W=withdrew, D=disqualified)

C—147- Stephen Ames, Billy Andrade, Ty Armstrong, Doug Barron, John Cook, David Edwards, John Elliott, Brian Gay, Darren Griff, Tim Herron, Mike Hulbert, Kent Jones, Greg Kraft, Frank Nobile, Mike Springer, Paul Stankowski, Kenneth Staton, Mike Weir. **148-** R.W. Eaks, Scott Gump, John Maginnes, Lee Porter, Chris Smith, Mark Wiebe. **149-** Ben Bates, Phil Blackmar, Alan Bratton, Tom Byrum, Clark Dennis, Carlos Franco, Katsumasa Miyamoto, Aaron Oberholser, Ted Purdy, Rick Todd. **150-** Danny Edwards, Jeff Gallagher, Jimmy Green, J.P. Hayes, Kenny Knox, Corey Pavin, Geoffrey Sisk, Ray Stewart. **151-** Mark Carnevale, Ashley Chinner, John Daly, Jay Delsing, Doug Dunakey, Joe Durant, Wes Heffernan, Mike Standly, Fuzzy Zoeller. **152-** Cameron Beckman, Bruce Heuchan, Arden Knoll, Scott Verplank. **153-** Danny Briggs, Chris Couch, Ken Duke, Robert Gamez, Neal Lancaster, Loren Roberts. **154-** Serge Thivierge. **155-** Craig Barlow, Ray Freeman, Robin Freeman, Spike McRoy, Robert Moore, Sean Murphy. **156-** Han Lee, Danny Mijovic, Scott Petersen. **158-** Dave Barr. **159-** Mike Sullivan. **160-** Chris Greenwood. **164-** Wayne Grady. **78-** Barry Cheesman, Clarence Rose. **D—** 72-Gabriel Hjertstedt. **146-** Brent Geiberger.

BELL CANADIAN OPEN



TOURNAMENT HISTORY

Year	Winner	Score	Runner-up	Score	Location	Par/Yards
CANADIAN OPEN						
1904	John H. Oke	156	Percy Barrett	158	Royal Montreal GC, Dixie, Quebec	N/A
1905	George Cumming	148	Percy Barrett	151	Toronto GC, Toronto, Ontario	N/A
1906	Charles Murray	170	George Cumming	171	Royal Ottawa GC, Aylmer, Quebec	N/A
			Alex Robertson			
			Tom Reith			
1907	Percy Barrett	306	George Cumming	308	Lambton GC, Toronto, Ontario	N/A
1908	Albert Murray	300	George Sargent	304	Royal Montreal GC, Dixie, Quebec	N/A
1909	Karl Keffer	309	George Cumming	312	Toronto GC, Toronto, Ontario	N/A
1910	Daniel Kenny	303	George S. Lyon	307	Lambton GC, Toronto, Ontario	70/N/A
1911	Charles Murray	314	Davie Black	316	Royal Ottawa GC, Aylmer, Quebec	N/A
1912	George Sargent	299	James M. Barnes	302	Rosedale GC, Toronto, Ontario	N/A
1913	Albert Murray	295	Nicol Thompson	301	Royal Montreal GC, Dixie, Quebec	N/A
			Jack Burke, Sr.			
1914	Karl Keffer	300	George Cumming	301	Toronto GC, Mississauga, Ontario	N/A
1915-1918	No Tournaments					
1919	J. Douglas Edgar	278	James Barnes	294	Hamilton GC, Ancaster, Ontario	N/A
			Robert T. Jones, Jr.			
			Karl Keffer			
1920	*J. Douglas Edgar	298	Tommy Armour	298	Rivermead GC, Aylmer, Quebec	N/A
			Charles R. Murray			
1921	W. H. Trovinger	293	Mike Brady	296	Toronto GC, Mississauga, Ontario	N/A
			Bob MacDonald			
1922	Al Watrous	303	Tom Kerrigan	304	Mt. Bruno GC, St. Bruno, Quebec	72/6643
1923	C. W. Hackney	295	Tom Kerrigan	300	Lakeview GC, Mississauga, Ontario	N/A
1924	Leo Diegel	285	Gene Sarazen	287	Mt. Bruno GC, St. Bruno, Quebec	72/6643
1925	Leo Diegel	295	Mike Brady	297	Lambton GC, Toronto, Ontario	N/A
1926	Macdonald Smith	283	Gene Sarazen	286	Royal Montreal GC, Dixie, Quebec	N/A
1927	Tommy Armour	288	Macdonald Smith	289	Toronto GC, Mississauga, Ontario	N/A
1928	Leo Diegel	282	Archie Compston	284	Rosedale GC, Toronto, Ontario	N/A
			Walter Hagen			
			Macdonald Smith			
1929	Leo Diegel	274	Tommy Armour	277	Kanawaki GC, Kahnawake, Quebec	N/A
1930	*Tommy Armour	273	Leo Diegel	277	Hamilton GC, Ancaster, Ontario	N/A
1931	*Walter Hagen	292	Percy Alliss	292	Mississauga G&CC, Mississauga, Ontario	N/A
1932	Harry Cooper	290	Al Watrous	293	Ottawa Hunt Club, Ottawa, Ontario	N/A
1933	Joe Kirkwood	282	Harry Cooper	290	Royal York GC, Toronto, Ontario	N/A
			Lex Robson			
1934	Tommy Armour	287	Ky Laffoon	289	Lakeview GC, Toronto, Ontario	N/A
1935	Gene Kunes	280	Victor Ghezzi	282	Summerlea GC, Montreal, Quebec	N/A
1936	Lawson Little	271	Jimmy Thomson	279	St. Andrews GC, Toronto, Ontario	70/N/A
1937	Harry Cooper	285	Ralph Guldahl	287	St. Andrews GC, Toronto, Ontario	70/N/A
1938	*Sam Snead	277	Harry Cooper	277	Mississauga G&CC, Mississauga, Ontario	N/A
1939	Harold McSpaden	282	Ralph Guldahl	287	Riverside CC, St. John, New Brunswick	70/6231
1940	*Sam Snead	281	Harold McSpaden	281	Scarboro G&CC, Toronto, Ontario	/6685
1941	Sam Snead	274	Bob Gray, Jr.	276	Lambton GC, Toronto, Ontario	70/N/A
1942	Craig Wood	275	Mike Turnesa	279	Mississauga G&CC, Mississauga, Ontario	N/A
1943-1944	No Tournaments					
1945	Byron Nelson	280	Herman Barron	284	Thornhill GC, Thornhill, Ontario	N/A
1946	*George Fazio	278	Dick Metz	278	Beaconsfield GC, Montreal, Quebec	N/A
1947	Bobby Locke	268	Ed Oliver	270	Scarboro G&CC, Toronto, Ontario	N/A
1948	C. W. Congdon	280	Victor Ghezzi	283	Shaughnessy Heights GC, Vancouver, B.C.	N/A
			Ky Laffoon			
			Dick Metz			
1949	Dutch Harrison	271	Jim Ferrier	275	St. George's G&CC, Toronto, Ontario	N/A

BELL CANADIAN OPEN



TOURNAMENT HISTORY

Year	Winner	Score	Runner-up	Score	Location	Par/Yards
1950	Jim Ferrier	271	Ted Kroll	274	Royal Montreal GC, Dixie, Quebec	N/A
1951	Jim Ferrier	273	Fred Hawkins	275	Mississauga G&CC, Mississauga, Ontario	N/A
			Ed Oliver			
1952	John Palmer	263	Fred Haas	274	St. Charles CC, Winnipeg, Manitoba	N/A
			Dick Mayer			
1953	Dave Douglas	273	Wally Ulrich	274	Scarboro G&CC, Toronto, Ontario	N/A
1954	Pat Fletcher	280	Gordon Brydson	284	Point Grey GC, Vancouver, B.C.	N/A
			Bill Welch			
1955	Arnold Palmer	265	Jack Burke, Jr.	269	Weston GC, Toronto, Ontario	N/A
1956	*Doug Sanders	273	Dow Finsterwald	273	Beaconsfield GC, Montreal, Quebec	N/A
1957	George Bayer	271	Bo Wininger	273	Westmount G&CC, Kitchener, Ontario	N/A
1958	Wesley Ellis, Jr.	267	Jay Hebert	268	Mayfair G&CC, Edmonton, Alberta	N/A
1959	Doug Ford	276	Dow Finsterwald	278	Islesmere G&CC, Montreal, Quebec	N/A
			Art Wall, Jr.			
			Bo Wininger			
1960	Art Wall, Jr.	269	Bob Goalby	275	St. George's G&CC, Toronto, Ontario	N/A
			Jay Hebert			
1961	Jacky Cupit	270	Buster Cupit	275	Niakwa CC, Winnipeg, Manitoba	N/A
			Dow Finsterwald			
			Bobby Nichols			
1962	Ted Kroll	278	Charles Sifford	280	Laval sur le lac, Laval sur le lac, Quebec	N/A
1963	Doug Ford	280	Al Geiberger	281	Scarboro G&CC, Toronto, Ontario	N/A
1964	Kel Nagle	277	Arnold Palmer	279	Pinegrove CC, St. Luc, Quebec	N/A
1965	Gene Littler	273	Jack Nicklaus	274	Mississauga G&CC, Mississauga, Ontario	N/A
1966	Don Massengale	280	Chi Chi Rodriguez	283	Shaughnessy G&CC, Vancouver, B.C.	N/A
1967	*Billy Casper	279	Art Wall, Jr.	279	Montreal Municipal GC, Montreal, Quebec	N/A
1968	Bob Charles	274	Jack Nicklaus	276	St. George's G&CC, Toronto, Ontario	70/6792
1969	*Tommy Aaron	275	Sam Snead	275	Pinegrove G&CC, St. Luc, Quebec	72/7076
1970	Kermit Zarley	279	Gibby Gilbert	282	London Hunt & CC, London, Ontario	72/7168
1971	*Lee Trevino	275	Art Wall, Jr.	275	Richelieu Valley G&CC, Ste. Julie de Vercheres, Quebec	72/6920
					Cherry Hill Club, Ridgeway, Ontario	71/6751
1972	Gay Brewer	275	Sam Adams	276		
			Dave Hill			
1973	Tom Weiskopf	278	Forrest Fezler	280	Richelieu Valley G&CC, Ste. Julie de Vercheres, Quebec	72/6905
					Mississauga G&CC, Mississauga, Ontario	70/6788
1974	Bobby Nichols	270	John Schlee	274		
			Larry Ziegler			
1975	*Tom Weiskopf	274	Jack Nicklaus	274	Royal Montreal GC, Ile Bizard, Quebec	70/6628
1976	Jerry Pate	267	Jack Nicklaus	271	Essex G&CC, Windsor, Ontario	70/6696
1977	Lee Trevino	280	Peter Oosterhuis	284	Glen Abbey GC, Oakville, Ontario	72/7096
1978	Bruce Lietzke	283	Pat McGowan	284	Glen Abbey GC, Oakville, Ontario	71/7050
1979	Lee Trevino	281	Ben Crenshaw	284	Glen Abbey GC, Oakville, Ontario	71/7059
1980	Bob Gilder	274	Jerry Pate	276	Royal Montreal GC, Ile Bizard, Quebec	70/6628
			Leonard Thompson			
1981	Peter Oosterhuis	280	Bruce Lietzke	281	Glen Abbey GC, Oakville, Ontario	71/7060
			Jack Nicklaus			
			Andy North			
1982	Bruce Lietzke	277	Hal Sutton	279	Glen Abbey GC, Oakville, Ontario	71/7060
1983	*John Cook	277	Johnny Miller	277	Glen Abbey GC, Oakville, Ontario	71/7055
1984	Greg Norman	278	Jack Nicklaus	280	Glen Abbey GC, Oakville, Ontario	72/7102
1985	Curtis Strange	279	Jack Nicklaus	281	Glen Abbey GC, Oakville, Ontario	72/7102
			Greg Norman			
1986	Bob Murphy	280	Greg Norman	283	Glen Abbey GC, Oakville, Ontario	72/7102
1987	Curtis Strange	276	David Frost	279	Glen Abbey GC, Oakville, Ontario	72/7102
			Jodie Mudd			
			Nick Price			
1988	Ken Green	275	Bill Glasson	276	Glen Abbey GC, Oakville, Ontario	72/7102
			Scott Verplank			

BELL CANADIAN OPEN



TOURNAMENT HISTORY

Year	Winner	Score	Runner-up	Score	Location	Par/Yards
1989	Steve Jones	271	Clark Burroughs Mark Calcavecchia Mike Hulbert	273	Glen Abbey GC, Oakville, Ontario	72/7102
1990	Wayne Levi	278	Ian Baker-Finch Jim Woodward	279	Glen Abbey GC, Oakville, Ontario	72/7102
1991	Nick Price	273	David Edwards	274	Glen Abbey GC, Oakville, Ontario	72/7102
1992	*Greg Norman	280	Bruce Lietzke	280	Glen Abbey GC, Oakville, Ontario	72/7102
1993	David Frost	279	Fred Couples	280	Glen Abbey GC, Oakville, Ontario	72/7102
BELL CANADIAN OPEN						
1994	Nick Price	275	Mark Calcavecchia	276	Glen Abbey GC, Oakville, Ontario	72/7102
1995	*Mark O'Meara	274	Bob Lohr	274	Glen Abbey GC, Oakville, Ontario	72/7102
1996	-Dudley Hart	202	David Duval	203	Glen Abbey GC, Oakville, Ontario	72/7112
1997	Steve Jones	275	Greg Norman	276	Royal Montreal GC, Ile-Bizard, Quebec	70/6810
1998	*Billy Andrade	275	Bob Friend	275	Glen Abbey GC, Oakville, Ontario	72/7112
1999	Hal Sutton	275	Dennis Paulson	278	Glen Abbey GC, Oakville, Ontario	72/7112

Tournament Record: 263—John Palmer, 1952 (St. Charles CC)
 Current Course Record: 62—Leonard Thompson, 1981; Andy Bean, 1983 (both par 71); Greg Norman, 1986 (par 72)

KEY: *=Playoff

#=Amateur

~ = Weather-shortened

BELL CANADIAN OPEN NOTES


*In 1999, **Hal Sutton** became the 28th different Bell Canadian Open champion to also have recorded a victory in a major championship. Of the 90 Canadian Opens, 44 have been won by players who also have won majors. Sutton captured the 1983 PGA Championship.*

*There have been 14 wire-to-wire winners in the history of the Bell Canadian Open, but none since **Lee Trevino** in 1977.*

1999 B.C. OPEN

En-Joie GC, Endicott, NY
Par: 37-35-72 Yards: 6,974

Purse: \$1,600,000
September 13-19, 1999



LEADERS: First Round—Bradley Hughes and Peter Jacobsen shot 5-under-par 67 and were one stroke in front of Bobby Wadkins, Chip Beck, Phil Mickelson and Stephen Ames. **Second Round**—Fred Funk tied the course record with an 11-under-par 61 to move to 13-under-par 131, good for a five-stroke lead over Brad Faxon and Rory Sabbatini. **Third Round**—Funk was at 15-under-par 201 and held a three-stroke lead over Sabbatini.

CUT: 66 players at even-par 144 from a field of 150 (cut was at low 60 and ties due to weather conditions; 82 players were paid).

PRO-AM: \$10,000. Team—Neal Lancaster, 48, \$2,000

WEATHER: Residual heavy rain bands from Hurricane Floyd produced steady early-morning showers Thursday that continued throughout the day and made the course unplayable by 9:00 a.m., causing a suspension of play. The first round was resumed at 8:06 a.m. Friday under partly cloudy conditions and with wind gusts that reached 30 mph. The second round began immediately following Friday afternoon's first-round finish and was suspended due to darkness at 7:05 p.m. Saturday's resumption of play was delayed 45 minutes due to dense fog. Temperatures were in the 50s once play began, with a high of 63 and low winds. Sunday's 36-hole final again was delayed 45 minutes due to fog, which burned off late in the morning, giving way to ideal partly cloudy conditions. Due to darkness, the playoff was postpone until Monday morning.



Winner: Brad Faxon 69-67-70-67 273 \$288,000.00

(Won playoff with par-4 on second extra hole)

Fred Funk	2	70-61-70-72	273	\$172,800.00	Grant Waite	T39	75-69-72-69	285	\$6,560.00
Rory Sabbatini	3	69-67-68-70	274	\$108,800.00	Billy Andrade	T44	74-69-74-69	286	\$4,837.34
Stephen Ames	T4	68-71-67-70	276	\$60,320.00	Nick Faldo	T44	70-72-68-76	286	\$4,837.34
Ronnie Black	T4	71-67-68-70	276	\$60,320.00	Robin Freeman	T44	72-72-73-69	286	\$4,837.33
Mark Carnevale	T4	69-70-70-67	276	\$60,320.00	Brian Henninger	T44	69-71-73-73	286	\$4,837.33
Jonathan Kaye	T4	72-71-67-66	276	\$60,320.00	Bradley Hughes	T44	67-70-75-74	286	\$4,837.33
Craig A. Spence	T4	74-69-68-65	276	\$60,320.00	John Maginnes	T44	76-67-74-69	286	\$4,837.33
Peter Jacobsen	9	67-71-71-68	277	\$46,400.00	Jerry Kelly	50	72-68-73-74	287	\$4,032.00
Trevor Dodds	T10	71-66-72-69	278	\$41,600.00	Phil Tatauranci	51	72-72-74-70	288	\$3,936.00
Mike Weir	T10	69-68-69-72	278	\$41,600.00	Tim Conley	T52	72-72-75-70	289	\$3,676.00
Chip Beck	T12	68-71-69-71	279	\$30,400.00	Jeff Gallagher	T52	73-70-74-72	289	\$3,676.00
Padraig Harrington	T12	72-69-67-71	279	\$30,400.00	Bill Glasson	T52	75-69-72-73	289	\$3,676.00
Skip Kendall	T12	71-72-70-66	279	\$30,400.00	Wayne Grady	T52	73-70-74-72	289	\$3,676.00
Phil Mickelson	T12	68-76-71-64	279	\$30,400.00	Tim Loustalot	T52	73-70-73-73	289	\$3,676.00
Katsumasa Miyamoto	T12	69-71-70-69	279	\$30,400.00	Blaine McCallister	T52	71-73-71-74	289	\$3,676.00
Deane Pappas	T12	71-71-67-70	279	\$30,400.00	Bo Van Pelt	T52	74-68-73-74	289	\$3,676.00
Doug Barron	T18	72-69-69-70	280	\$20,864.00	Duffy Waldorf	T52	71-71-75-72	289	\$3,676.00
David Edwards	T18	71-67-68-74	280	\$20,864.00	P.H. Horgan III	T60	74-70-74-72	290	\$3,488.00
David Ogriin	T18	70-72-72-66	280	\$20,864.00	Ted Schulz	T60	73-69-74-74	290	\$3,488.00
David Peoples	T18	73-70-71-66	280	\$20,864.00	Tim Straub	T60	74-68-74-74	290	\$3,488.00
Mike Sposa	T18	72-71-69-68	280	\$20,864.00	R.W. Eaks	T63	76-68-73-74	291	\$3,408.00
Russ Cochran	T23	70-69-70-72	281	\$13,840.00	Tom Sieckmann	T63	73-68-76-74	291	\$3,408.00
John Elliott	T23	72-69-66-74	281	\$13,840.00	Wayne Levi	65	72-72-73-77	294	\$3,360.00
Gabriel Hjertstedt	T23	72-66-73-70	281	\$13,840.00	Brandt Jobe	66	71-71-75-78	295	\$3,328.00
Pete Jordan	T23	73-69-69-70	281	\$13,840.00	Jeff Brehaut	T67	75-70	145	\$3,056.00
Robert Karlsson	T23	70-71-71-69	281	\$13,840.00	Bob Burns	T67	73-72	145	\$3,056.00
Frank Lickliter	T23	70-69-72-70	281	\$13,840.00	Barry Cheesman	T67	5-70	145	\$3,056.00
Mike Springer	29	70-71-70-71	282	\$11,360.00	Mike Donald	T67	75-70	145	\$3,056.00
Brandel Chamblee	T30	72-72-69-70	283	\$9,720.00	Keith Fergus	T67	73-72	145	\$3,056.00
Chris DiMarco	T30	73-68-72-70	283	\$9,720.00	Robert Gamez	T67	73-72	145	\$3,056.00
Frank Nobilo	T30	72-72-71-68	283	\$9,720.00	Mike Hulbert	T67	72-73	145	\$3,056.00
Gene Sauers	T30	70-74-71-68	283	\$9,720.00	Sandy Lyle	T67	74-71	145	\$3,056.00
Tom Scherrer	T30	71-72-70-70	283	\$9,720.00	Doug Martin	T67	73-72	145	\$3,056.00
D.A. Weirburg	T30	74-70-70-69	283	\$9,720.00	Sean Murphy	T67	71-74	145	\$3,056.00
Woody Austin	T36	74-69-72-69	284	\$7,866.67	Steve Pate	T67	73-72	145	\$3,056.00
Joe Ogilvie	T36	70-73-70-71	284	\$7,866.67	Brett Quigley	T67	77-68	145	\$3,056.00
Ted Tryba	T36	71-73-70-70	284	\$7,866.67	Larry Rinker	T67	75-70	145	\$3,056.00
Greg Chalmers	T39	71-69-76-69	285	\$6,560.00	Dave Stockton, Jr.	T67	72-73	145	\$3,056.00
Steve Lowery	T39	74-70-69-72	285	\$6,560.00	David Sutherland	T67	71-74	145	\$3,056.00
Chris Perry	T39	70-69-73-73	285	\$6,560.00	Omar Uresti	T67	75-70	145	\$3,056.00
Bobby Wadkins	T39	68-73-69-75	285	\$6,560.00					

The following players did not finish (C=cut, W=withdrew, D=disqualified)

C—146- Bob Friend, Jimmy Green, Nolan Henke, Bob Lohr, Chris Riley, Dave Rummells, Mike Standly, Charles Warren. **147-** Andy Bean, Bill Britton, Chris Couch, Jay Delsing, Clark Dennis, Brian Gay, Gary Hallberg, Donnie Hammond, Kent Jones, Neal Lancaster, Lee Rinker, David Seawell, Jeff Sluman, Tommy Tolles. **148-** Brian Claar, Doug Dunakey, Bob Gilder, Ken Green, Ryuji Imada, Tom Lehman, Eric Rustand, Jay Williamson. **149-** Ty Armstrong, Bobby Cole, David Frost, Lee Porter, Tom Purtzer, Tom Stone, Greg Twiggs, Denis Watson. **150-** Jim Benepe, Danny Edwards, Morris Hatafsky, Hank Kuehne, Spike McRoy, Mark Pfeil, Dicky Pride, Kevin Roman, Paul Tesori, Fred Wadsworth. **151-** Ben Bates, Guy Boros, Steve Jurgensen, Ted Purdy, Clarence Rose, Mark Tucker. **152-** Pat Fitzsimons, Vince Jones, Charles Raulerson. **153-** Ernie Gonzalez, Perry Moss, Jack Renner. **154-** Dave Barr, Kenny Knox. **155-** Bobby Mitchell. **156-** Ron Streck. **157-** George Burns, Tony Saraceno. **159-** Alan Bratton. **169-** Jim Woods. **W—75-** Joey Sindelar. **77-** Geoffrey Sisk, Richard Zokol. **78-** Mike Sullivan. **79-** Steve Flesch, Dan Pohl.

B.C. OPEN



TOURNAMENT HISTORY

Year	Winner	Score	Runner-up	Score	Location	Par/Yards
BROOME COUNTY OPEN						
1971	*Claude Harmon, Jr.	69	Chuck Courtney Norman Rack Hal Underwood	69	En-Joie GC, Endicott, NY	71/6966
B. C. OPEN						
1972	Bob Payne	136	Dave Marad	137	En-Joie GC, Endicott, NY	71/6966
1973	Hubert Green	266	Dwight Nevil	272	En-Joie GC, Endicott, NY	71/6966
1974	*Richie Karl	273	Bruce Crampton	273	En-Joie GC, Endicott, NY	71/6966
1975	Don Iverson	274	Jim Colbert David Graham	275	En-Joie GC, Endicott, NY	71/6966
1976	Bob Wynn	271	Bob Gilder	272	En-Joie GC, Endicott, NY	71/6966
1977	Gil Morgan	270	Lee Elder	275	En-Joie GC, Endicott, NY	71/6966
1978	Tom Kite	267	Mark Hayes	272	En-Joie GC, Endicott, NY	71/6966
1979	Howard Twitty	270	Tom Purtzer	271	En-Joie GC, Endicott, NY	71/6966
1980	Don Pooley	271	Peter Jacobsen	272	En-Joie GC, Endicott, NY	71/6966
1981	Jay Haas	270	Tom Kite	273	En-Joie GC, Endicott, NY	71/6966
1982	Calvin Peete	265	Jerry Pate	272	En-Joie GC, Endicott, NY	71/6966
1983	Pat Lindsey	268	Gil Morgan	272	En-Joie GC, Endicott, NY	71/6966
1984	Wayne Levi	275	Russ Cochran Hal Sutton	276	En-Joie GC, Endicott, NY	71/6966
1985	Joey Sindelar	274	Mike Reid	275	En-Joie GC, Endicott, NY	71/6966
1986	Rick Fehr	267	Larry Mize	269	En-Joie GC, Endicott, NY	71/6966
1987	Joey Sindelar	266	Jeff Sluman	270	En-Joie GC, Endicott, NY	71/6966
1988	Bill Glasson	268	Wayne Levi Bruce Lietzke	270	En-Joie GC, Endicott, NY	71/6966
1989	*Mike Hulbert	268	Bob Estes	268	En-Joie GC, Endicott, NY	71/6966
1990	Nolan Henke	268	Mark Wiebe	271	En-Joie GC, Endicott, NY	71/6966
1991	Fred Couples	269	Peter Jacobsen	272	En-Joie GC, Endicott, NY	71/6966
1992	John Daly	266	Joel Edwards Ken Green Jay Haas Nolan Henke	272	En-Joie GC, Endicott, NY	71/6966
1993	Blaine McCallister	271	Denis Watson	270	En-Joie GC, Endicott, NY	71/6966
1994	Mike Sullivan	266	Jeff Sluman	270	En-Joie GC, Endicott, NY	71/6966
1995	Hal Sutton	269	Jim McGovern	270	En-Joie GC, Endicott, NY	71/6966
1996	~*Fred Funk	202	Pete Jordan	202	En-Joie GC, Endicott, NY	71/6920
1997	Gabriel Hjertstedt	275	Chris Perry Lee Rinker Andrew Magee	276	En-Joie GC, Endicott, NY	72/6994
1998	Chris Perry	273	Peter Jacobsen	276	En-Joie GC, Endicott, NY	72/6994
1999	*Brad Faxon	273	Fred Funk	273	En-Joie GC, Endicott, NY	72/6994

NOTE: 1971 and 1972 tournaments unofficial.

Tournament Record: 265—Calvin Peete, 1982
Current Course Record: 61—Hal Sutton, 1995; Fred Funk, 1999

KEY: * = Playoff ~ = Weather-shortened

1999 WESTIN TEXAS OPEN

La Cantera GC, San Antonio, TX
Par: 35-37-72 Yards: 7,001

Purse: \$2,000,000
September 23-26, 1999



LEADERS: First Round—Stephen Ames fired an 8-under-par 64 to lead by one stroke over Rich Beem and Charles Raulerson. **Second Round**—Ames, at 11-under-par 133, led by one stroke over Sandy Lyle, Brian Henninger and Jeff Brehaut. **Third Round**—Ames shot a 5-under-par 67, good for a 16-under-par 200 total, and led by two strokes over Ted Tryba and Duffy Waldorf.



CUT: 73 players at 2-under-par 142 from a field of 156.

PRO-AM: \$10,000. Team—Jim Carter, 52, \$2,000.00.

WEATHER: Beautiful Thursday and Friday, with temperatures in the high 80s. Saturday play was conducted under lift, clean and place rules due to an irrigation problem that left a number of fairways saturated. Partly cloudy and breezy Saturday and Sunday.

Winner: Duffy Waldorf 68-69-65-68 270 \$360,000.00

(Won playoff with birdie-3 on first extra hole)

Ted Tryba	2	69-67-66-68	270	\$216,000.00	Tommy Armour III ..	T38	68-69-70-73	280	\$8,000.00
Brent Geiberger	3	66-70-68-67	271	\$136,000.00	Cameron Beckman ..	T38	70-68-74-68	280	\$8,000.00
Rich Beem	4	65-70-68-69	272	\$96,000.00	Mark Brooks	T38	67-70-70-73	280	\$8,000.00
Jay Haas	T5	69-70-69-65	273	\$73,000.00	Russ Cochran	T38	69-68-69-74	280	\$8,000.00
Brian Henninger	T5	68-66-70-69	273	\$73,000.00	Robin Freeman	T38	74-67-69-70	280	\$8,000.00
Mike Reid	T5	69-67-69-68	273	\$73,000.00	Brian Gay	T38	73-69-72-66	280	\$8,000.00
Stephen Ames	T8	64-69-67-75	275	\$60,000.00	Andrew Magee	T38	69-73-68-70	280	\$8,000.00
Jeff Brehaut	T8	67-67-71-70	275	\$60,000.00	Clarence Rose	T38	68-72-70-70	280	\$8,000.00
Steve Elkington	T10	68-71-70-67	276	\$52,000.00	Bradley Hughes	T46	74-65-70-72	281	\$5,826.67
Larry Mize	T10	71-70-68-67	276	\$52,000.00	Brett Quigley	T46	71-70-73-67	281	\$5,826.67
Jay Delsing	T12	68-72-68-69	277	\$32,581.82	Joel Kribel	T46	71-68-69-73	281	\$5,826.66
Scott Dunlap	T12	68-72-68-69	277	\$32,581.82	Danny Briggs	T49	69-73-66-74	282	\$4,936.00
Scott Gump	T12	70-71-71-65	277	\$32,581.82	Pete Jordan	T49	71-68-69-74	282	\$4,936.00
J.L. Lewis	T12	72-68-67-70	277	\$32,581.82	Neal Lancaster	T49	67-74-72-69	282	\$4,936.00
Corey Pavin	T12	70-70-68-69	277	\$32,581.82	Rocco Mediate	T49	72-70-69-71	282	\$4,936.00
Lee Rinker	T12	67-72-71-67	277	\$32,581.82	Chris Riley	T49	69-72-68-73	282	\$4,936.00
David Toms	T12	68-72-67-70	277	\$32,581.82	Stewart Cink	T54	72-69-68-74	283	\$4,500.00
Omar Uresti	T12	69-70-70-68	277	\$32,581.82	Robert Damron	T54	70-72-70-71	283	\$4,500.00
Mark Wiebe	T12	69-68-72-68	277	\$32,581.82	David Edwards	T54	67-68-69-79	283	\$4,500.00
Rick Fehr	T12	69-69-68-71	277	\$32,581.81	John Elliott	T54	71-70-71-71	283	\$4,500.00
Charles Raulerson ..	T12	65-72-69-71	277	\$32,581.81	Steve Flesch	T54	72-68-75-68	283	\$4,500.00
Mike Brisky	T23	74-68-70-66	278	\$17,300.00	Harrison Frazar	T54	72-68-72-71	283	\$4,500.00
Dan Forsman	T23	68-71-70-69	278	\$17,300.00	Paul Goydos	T54	71-69-72-71	283	\$4,500.00
Bob Friend	T23	73-69-68-68	278	\$17,300.00	Perry Moss	T54	66-69-76-72	283	\$4,500.00
Sandy Lyle	T23	66-68-73-71	278	\$17,300.00	Larry Rinker	T62	69-72-74-69	284	\$4,300.00
Scott McCarron	T23	73-68-69-68	278	\$17,300.00	Loren Roberts	T62	69-73-71-71	284	\$4,300.00
David Ogrin	T23	69-68-69-72	278	\$17,300.00	Andy Bean	T64	68-71-76-70	285	\$4,200.00
Jonathan Kaye	T29	74-67-72-66	279	\$11,911.12	Scott Hoch	T64	67-72-76-70	285	\$4,200.00
Jay Don Blake	T29	69-69-70-71	279	\$11,911.11	Esteban Toledo	T64	73-69-69-74	285	\$4,200.00
R.W. Eaks	T29	69-72-67-71	279	\$11,911.11	Doug Martin	67	68-72-70-76	286	\$4,120.00
Bob Estes	T29	71-71-70-67	279	\$11,911.11	Notah Begay III	T68	68-72-75-72	287	\$4,040.00
Fred Funk	T29	69-69-73-68	279	\$11,911.11	Gabriel Hjertstedt ..	T68	70-68-73-76	287	\$4,040.00
Tim Herron	T29	69-72-69-69	279	\$11,911.11	Sean Murphy	T68	73-69-73-72	287	\$4,040.00
Len Mattiace	T29	68-70-70-71	279	\$11,911.11	Briny Baird	71	69-73-72-76	290	\$3,960.00
Kenny Perry	T29	71-67-71-70	279	\$11,911.11	Ken Green	72	69-72-74-76	291	\$3,920.00
Bob Tway	T29	70-70-71-68	279	\$11,911.11	Tom Purtzer	73	71-69-77-75	292	\$3,880.00

The following players did not finish (C=cut, W=withdrew, D=disqualified)

C—143- Doug Barron, Tom Byrum, David Frost, Bob Gilder, Donnie Hammond, Nolan Henke, Frank Lickliter, Dicky Pride. 144- Eric Booker, Brian Claar, Doug Dunakey, Ryuji Imada, Blaine McCallister, Spike McRoy, Mike Sposa, Dave Stockton, Jr.. 145- Ben Bates, Alan Bratton, Mark Carnevale, Greg Chalmers, Jim Gallagher, Jr., Lee Janzen, Steve Jurgensen, Ken Kelley, Jack Renner, Anthony Rodriguez, Mike Tschetter, Bobby Wadkins. 146- Craig Barlow, Ronnie Black, Bob Burns, Jim Carter, Brandel Chamblee, Robert Gamez, Gary Hallberg, P.H. Horgan III, Mike Hulbert, Frank Nobilo, Mike Standly, Grant Waite, Jay Williamson. 147- Olin Browne, Brad Fabel, Kent Jones, Greg Kraft, Tim Loutstalot, Joe Ogilvie, Scott Simpson, Craig A. Spence, Bo Van Pelt, D.A. Weibring. 148- Phil Blackmar, Jaxon Brigman, Chris Couch, Jimmy Green, John Maginnes, Lee Porter. 149- Ty Armstrong, Marcus Jones, Robert Karlsson, Kevin Wentworth. 150- Joe Durant, Nick Faldo, Deane Pappas, Paul Stankowski, Charles Warren. 151- Clark Dennis, Morris Hatalsky, Kenny Knox, Ken McDonald, Steve B. Parker, Chris Smith. 152- Barry Cheesman, Hank Kuehne, Brian Rowell, David Seawell. 153- David Gossett, Ted Purdy. 154- Mike Sullivan. 156- Paul Tesori. 159- Ron Streck. W—71- Dudley Hart. 73- Mike Springer.

WESTIN TEXAS OPEN



TOURNAMENT HISTORY

Year	Winner	Score	Runner-up	Score	Location	Par/Yards
TEXAS OPEN						
1922	Bob MacDonald	281	Cyril Walker	282	Brackenridge Park GC, San Antonio, TX	71/6185
1923	*Walter Hagen	279	Bill Mehlhorn	279	Brackenridge Park GC, San Antonio, TX	71/6185
1924	Joe Kirkwood	279	George Kerrigan	286	Brackenridge Park GC, San Antonio, TX	71/6185
			James Ockenden			
1925	Joe Turnesa	284	Macdonald Smith	285	Brackenridge Park GC, San Antonio, TX	71/6185
1926	Mac Smith	288	Bobby Cruickshank	289	Brackenridge Park GC, San Antonio, TX	71/6185
1927	Bobby Cruickshank	272	Larry Nabholz	295	Willow Springs GC, San Antonio, TX	72/6930
1928	Bill Mehlhorn	297	Harry Cooper	298	Willow Springs GC, San Antonio, TX	72/6930
1929	Bill Mehlhorn	277	Horton Smith	281	Brackenridge Park GC, San Antonio, TX	71/6185
1930	Denny Shute	277	Ed Dudley	280	Brackenridge Park GC, San Antonio, TX	71/6185
			Al Espinosa			
			Neil McIntyre			
1931	Abe Espinosa	281	Harry Cooper	283	Brackenridge Park GC, San Antonio, TX	71/6185
			Joe Turnesa			
			Frank Walsh			
1932	Clarence Clark	287	Gus Moreland	288	Brackenridge Park GC, San Antonio, TX	71/6185
			Gene Sarazen			
1933	No Tournament					
1934	Wiffy Cox	283	Byron Nelson	284	Brackenridge Park GC, San Antonio, TX	71/6185
			Craig Wood			
1935-						
1938	No Tournaments					
1939	Dutch Harrison	271	Sam Byrd	273	Brackenridge Park GC, San Antonio, TX	71/6185
1940	*Byron Nelson	271	Ben Hogan	271	Brackenridge Park GC, San Antonio, TX	71/6185
1941	Lawson Little	273	Ben Hogan	276	Willow Springs GC, San Antonio, TX	72/6930
1942	*Chick Harbert	272	Ben Hogan	272	Willow Springs GC, San Antonio, TX	72/6930
1943	No Tournament					
1944	Johnny Revolta	273	Harold McSpaden	274	Willow Springs GC, San Antonio, TX	72/6930
			Byron Nelson			
1945	Sam Byrd	268	Byron Nelson	269	Willow Springs GC, San Antonio, TX	72/6930
1946	Ben Hogan	264	Sam Byrd	270	Willow Springs GC, San Antonio, TX	72/6930
1947	Ed Oliver	265	Jimmy Demaret	266	Willow Springs GC, San Antonio, TX	72/6930
1948	Sam Snead	264	Jimmy Demaret	266	Willow Springs GC, San Antonio, TX	72/6930
1949	Dave Douglas	268	Sam Snead	269	Willow Springs GC, San Antonio, TX	72/6930
1950	Sam Snead	265	Jimmy Demaret	266	Brackenridge Park GC, San Antonio, TX	71/6185
					Ft. Sam Houston GC, San Antonio, TX	72/6566
1951	*Dutch Harrison	265	Doug Ford	265	Brackenridge Park GC, San Antonio, TX	71/6185
					Ft. Sam Houston GC, San Antonio, TX	72/6566
1952	Jack Burke, Jr.	260	Doug Ford	266	Brackenridge Park GC, San Antonio, TX	71/6185
1953	Tony Holguin	264	Doug Ford	265	Brackenridge Park GC, San Antonio, TX	71/6185
1954	Chandler Harper	259	Johnny Palmer	261	Brackenridge Park GC, San Antonio, TX	71/6185
1955	Mike Souchak	257	Fred Haas	264	Brackenridge Park GC, San Antonio, TX	71/6185
1956	Gene Littler	276	Mike Fetchick	278	Ft. Sam Houston GC, San Antonio, TX	72/6566
			Frank Stranahan			
			Ernie Vossler			
1957	Jay Hebert	271	Ed Furgol	272	Brackenridge Park GC, San Antonio, TX	71/6185
1958	Bill Johnston	274	Bob Rosburg	277	Brackenridge Park GC, San Antonio, TX	71/6185
1959	Wes Ellis	276	Bill Johnston	278	Brackenridge Park GC, San Antonio, TX	71/6185
			Tom Nieporte			
1960	Arnold Palmer	276	Doug Ford	278	Ft. Sam Houston GC, San Antonio, TX	72/6566
			Frank Stranahan			
1961	Arnold Palmer	270	Al Balding	271	Oak Hills CC, San Antonio, TX	70/6576
1962	Arnold Palmer	273	Joe Campbell	274	Oak Hills CC, San Antonio, TX	70/6576
			Gene Littler			
			Mason Rudolph			
			Doug Sanders			

WESTIN TEXAS OPEN



TOURNAMENT HISTORY

Year	Winner	Score	Runner-up	Score	Location	Par/Yards
1963	Phil Rodgers	268	Johnny Pott	270	Oak Hills CC, San Antonio, TX	70/6576
1964	Bruce Crampton	273	Bob Charles	274	Oak Hills CC, San Antonio, TX	70/6576
			Chi Chi Rodriguez			
1965	Frank Beard	270	Gardner Dickinson	273	Oak Hills CC, San Antonio, TX	70/6576
1966	Harold Henning	272	Wes Ellis	275	Oak Hills CC, San Antonio, TX	70/6576
			Gene Littler			
			Ken Still			
1967	Chi Chi Rodriguez	277	Bob Charles	278	Pecan Valley CC, San Antonio, TX	71/7183
			Bob Goalby			
1968	No Tournament					
1969	*Deane Beman	274	Jack McGowan	274	Pecan Valley CC, San Antonio, TX	71/7183
SAN ANTONIO TEXAS OPEN						
1970	Ron Cerrudo	273	Dick Lotz	278	Pecan Valley CC, San Antonio, TX	71/7183
1971	No Tournament					
1972	Mike Hill	273	Lee Trevino	275	Woodlake GC, San Antonio, TX	72/7143
1973	Ben Crenshaw	270	Orville Moody	272	Woodlake GC, San Antonio, TX	71/6990
1974	Terry Diehl	269	Mike Hill	270	Woodlake GC, San Antonio, TX	72/7143
1975	*Don January	275	Larry Hinson	275	Woodlake GC, San Antonio, TX	72/7143
1976	*Butch Baird	273	Miller Barber	273	Woodlake GC, San Antonio, TX	72/7143
1977	Hale Irwin	266	Miller Barber	268	Oak Hills CC, San Antonio, TX	70/6576
1978	Ron Streck	265	Hubert Green	266	Oak Hills CC, San Antonio, TX	70/6576
			Lon Hinkle			
1979	Lou Graham	268	Eddie Pearce	269	Oak Hills CC, San Antonio, TX	70/6576
			Bill Rogers			
			Doug Tewell			
1980	Lee Trevino	265	Terry Diehl	266	Oak Hills CC, San Antonio, TX	70/6576
TEXAS OPEN						
1981	*Bill Rogers	266	Ben Crenshaw	266	Oak Hills CC, San Antonio, TX	70/6576
1982	Jay Haas	262	Curtis Strange	265	Oak Hills CC, San Antonio, TX	71/6990
1983	Jim Colbert	261	Mark Pfeil	266	Oak Hills CC, San Antonio, TX	70/6576
1984	Calvin Peete	266	Bruce Lietzke	269	Oak Hills CC, San Antonio, TX	70/6576
1985	*John Mahaffey	268	Jodie Mudd	268	Oak Hills CC, San Antonio, TX	70/6576
VANTAGE CHAMPIONSHIP						
1986	-Ben Crenshaw	196	Payne Stewart	197	Oak Hills CC, San Antonio, TX	70/6576
TEXAS OPEN PRESENTED BY NABISCO						
1988	Corey Pavin	259	Robert Wrenn	267	Oak Hills CC, San Antonio, TX	70/6576
1989	Donnie Hammond	258	Paul Azinger	265	Oak Hills CC, San Antonio, TX	70/6576
H-E-B TEXAS OPEN						
1990	Mark O'Meara	261	Gary Hallberg	262	Oak Hills CC, San Antonio, TX	70/6576
1991	*Blaine McCallister	269	Gary Hallberg	269	Oak Hills CC, San Antonio, TX	70/6576
1992	*Nick Price	263	Steve Elkington	263	Oak Hills CC, San Antonio, TX	71/6650
1993	*Jay Haas	263	Bob Lohr	263	Oak Hills CC, San Antonio, TX	71/6650
TEXAS OPEN						
1994	Bob Estes	265	Gil Morgan	266	Oak Hills CC, San Antonio, TX	71/6650
LACANTERA TEXAS OPEN						
1995	Duffy Waldorf	268	Justin Leonard	274	LaCantera GC, San Antonio, TX	72/6899
1996	David Ogrin	275	Jay Haas	276	LaCantera GC, San Antonio, TX	72/7001
1997	Tim Herron	271	Rick Fehr	273	LaCantera GC, San Antonio, TX	72/7001
			Brent Geiberger			
WESTIN TEXAS OPEN						
1998	Hal Sutton	270	Jay Haas	271	LaCantera GC, San Antonio, TX	72/7001
			Justin Leonard			
1999	*Duffy Waldorf	270	Ted Tryba	270	LaCantera GC, San Antonio, TX	72/7001

Tournament Record: 257—Mike Souchak, 1955 (Brackenridge Park GC)

Current Course Record: 62—Mike Reid, 1998

KEY: * = Playoff ~ = Weather-shortened

1999 BUICK CHALLENGE



Callaway Gardens Resort (Mountain View)
Pine Mountain, GA
Par: 36-36-72 Yards: 7,057

Purse: \$1,800,000
September 30-October 3, 1999

LEADERS: First Round—Bob Friend, at 7-under-par 65, led by two strokes over seven players. **Second Round**—David Toms, Stuart Appleby and Harrison Frazar were at 10-under-par 134. They led by two strokes over Tom Kite, Loren Roberts, Jeff Maggert, Stephen Ames and Craig Barlow. **Third Round**—Toms, at 16-under-par 200 after a 6-under-par 66, led by three strokes over Appleby and by four over Frazar.



CUT: 70 players at 2-under-par 142 from a field of 156.

PRO-AM: \$10,000. Team—Bob Friend, 55, \$2,000.00.

WEATHER: Beautiful all week, with high temperatures in the mid 70s. Cool in the mornings, with the low on Friday morning in the high 40s.

Winner: David Toms 68-66-66-71 271 \$324,000.00

Stuart Appleby	2	70-64-69-71	274	\$194,400.00	Ben Bates	T37	69-70-72-71	282	\$7,740.00
Craig Barlow	T3	71-65-70-70	276	\$93,600.00	Ronnie Black	T37	68-73-75-66	282	\$7,740.00
Jay Delsing	T3	70-68-71-67	276	\$93,600.00	Michael Bradley ..	T37	70-70-69-73	282	\$7,740.00
Davis Love III	T3	70-68-68-70	276	\$93,600.00	Fred Funk	T37	69-70-73-70	282	\$7,740.00
Paul Azinger	T6	70-70-70-67	277	\$52,585.72	Tom Kite	T37	71-65-73-73	282	\$7,740.00
Stewart Cink	T6	73-68-69-67	277	\$52,585.72	Joe Ogilvie	T37	71-68-76-67	282	\$7,740.00
Scott Gump	T6	67-71-70-69	277	\$52,585.72	Bo Van Pelt	T37	69-72-71-70	282	\$7,740.00
Dan Forsman	T6	69-68-69-71	277	\$52,585.71	Jay Don Blake	T44	69-68-74-72	283	\$5,202.00
Greg Kraft	T6	71-66-69-71	277	\$52,585.71	Robert Damron ..	T44	70-68-75-70	283	\$5,202.00
John Maginnes ..	T6	70-71-64-72	277	\$52,585.71	Glen Day	T44	73-67-73-70	283	\$5,202.00
Rocco Mediate ..	T6	70-70-68-69	277	\$52,585.71	Joe Durant	T44	69-70-73-71	283	\$5,202.00
Justin Leonard ..	T13	67-72-73-66	278	\$30,857.15	Steve Flesch	T44	71-69-69-74	283	\$5,202.00
Chris Perry	T13	74-67-69-68	278	\$30,857.15	Bob Friend	T44	65-73-71-74	283	\$5,202.00
Cameron Beckman	T13	67-70-69-72	278	\$30,857.14	P.H. Horgan III ..	T44	70-69-72-72	283	\$5,202.00
Mark Brooks	T13	71-69-66-72	278	\$30,857.14	Sean Murphy	T44	70-71-73-69	283	\$5,202.00
Jeff Maggert	T13	73-63-71-71	278	\$30,857.14	Tim Herron	T52	69-69-73-73	284	\$4,248.00
David Peoples	T13	68-70-70-70	278	\$30,857.14	Steve Pate	T52	68-73-75-68	284	\$4,248.00
Loren Roberts	T13	70-66-73-69	278	\$30,857.14	Charles Raulerson	T52	72-70-73-69	284	\$4,248.00
Tom Byrum	T20	72-70-70-67	279	\$20,232.00	Phil Blackmar	T55	70-71-71-73	285	\$4,050.00
Harrison Frazar ..	T20	67-67-70-75	279	\$20,232.00	Danny Briggs	T55	70-72-74-69	285	\$4,050.00
Andrew Magee ..	T20	69-69-73-68	279	\$20,232.00	Nolan Henke	T55	68-74-73-70	285	\$4,050.00
Perry Moss	T20	71-69-70-69	279	\$20,232.00	Mike Hulbert	T55	69-72-70-74	285	\$4,050.00
Grant Waite	T20	69-68-71-71	279	\$20,232.00	Dennis Paulson ..	T55	69-71-73-72	285	\$4,050.00
Eric Booker	T25	70-68-68-74	280	\$13,740.00	Omar Uresti	T55	74-67-69-75	285	\$4,050.00
Bob Estes	T25	71-68-72-69	280	\$13,740.00	Notah Begay III ..	T61	73-69-75-69	286	\$3,870.00
Jerry Kelly	T25	68-71-67-74	280	\$13,740.00	Robin Freeman	T61	72-68-72-74	286	\$3,870.00
Doug Martin	T25	70-71-71-68	280	\$13,740.00	Blaine McCallister	T61	71-70-73-72	286	\$3,870.00
Larry Mize	T25	68-69-73-70	280	\$13,740.00	Charles Warren ..	T61	70-71-73-72	286	\$3,870.00
Tom Scherrer	T25	70-72-72-66	280	\$13,740.00	Rory Sabbatini	65	72-70-72-73	287	\$3,780.00
Stephen Ames	T31	67-69-74-71	281	\$10,440.00	Skip Kendall	66	70-69-77-72	288	\$3,744.00
Paul Goydos	T31	73-69-72-67	281	\$10,440.00	Steve Lowery	T67	72-69-73-75	289	\$3,690.00
Deane Pappas	T31	71-68-71-71	281	\$10,440.00	Paul Stankowski ..	T67	71-71-76-71	289	\$3,690.00
Tom Pernice, Jr. .	T31	68-70-70-73	281	\$10,440.00	Chip Beck	69	70-72-73-77	292	\$3,636.00
Dicky Pride	T31	72-69-72-68	281	\$10,440.00	Frank Lickliter	70	67-73-73-80	293	\$3,600.00
Jay Williamson ..	T31	72-69-72-68	281	\$10,440.00					

The following players did not finish (C=cut, W=withdrew, D=disqualified)

C—143- Tommy Biershenk, Bob Burns, Jim Carter, Barry Cheesman, Russ Cochran, John Elliott, Brent Geiberger, Gary Hallberg, Franklin Langham, J.L. Lewis, Frank Nobilo, Mike Reid, Larry Rinker, Curtis Strange, Esteban Toledo. **144-** Ty Armstrong, Jeff Brehaut, Greg Chalmers, Jimmy Green, Jay Haas, J.P. Hayes, Ryuji Imada, Len Mattiace, Billy Mayfair, Geoffrey Sisk, Tommy Tolles. **145-** Fulton Aiem, Billy Andrade, Chris Couch, Kent Jones, Lee Rinker, David Seawell, Dave Stockton, Jr., Steve Stricker, Kirk Triplett. **146-** Robert A lenby, Tommy Armour III, Alan Bratton, Brandel Chamblee, John Daly, Scott Dunlap, Jim Gallagher, Jr., Bill Glasson, Neal Lancaster, Bob Tway, D.A. Weibring, Kevin Wentworth, Mark Wiebe. **147-** Briny Baird, Brad Bryant, Jeff Gallagher, Scott McCarron, Lee Porter, Chris Smith, Mike Sposa. **148-** Woody Austin, Doug Dunakey, Ian Kennedy, Bob Lohr, Willie Wood. **149-** Rich Beem, Luke Donald, Matt Filipowicz, Pete Jordan, Wayne Levi, Scott Simpson, David Sutherland. **150-** Mike Brisky, Steve Elkington, Steve Jones, Clarence Rose. **151-** Olin Browne, Clark Dennis, Jeff Hull, Hank Kuehne, Ted Schulz. **152-** Nick Faldo. **153-** Brian Gay, Hugh Royer III. **155-** Kenny Knox, Phil Tataurangi. **157-** James Mason. **162-** Char Cormier. **W—75-** Kenny Perry. **80-** Rick Fehr, Mike Springer.

BUICK CHALLENGE



TOURNAMENT HISTORY

Year	Winner	Score	Runner-up	Score	Location	Par/Yards
GREEN ISLAND OPEN INVITATIONAL						
1970	Mason Rudolph	274	Chris Blocker	276	Green Island CC, Columbus, GA	70/6791
SOUTHERN OPEN INVITATIONAL						
1971	Johnny Miller	267	Deane Beman	272	Green Island CC, Columbus, GA	70/6791
1972	*DeWitt Weaver	276	Chuck Courtney	276	Green Island CC, Columbus, GA	70/6791
1973	Gary Player	270	Forrest Fezler	271	Green Island CC, Columbus, GA	70/6791
1974	Forrest Fezler	271	Bruce Crampton	272	Green Island CC, Columbus, GA	70/6791
			J.C. Snead			
1975	Hubert Green	264	John Schroeder	267	Green Island CC, Columbus, GA	70/6791
1976	Mac McLendon	274	Hubert Green	276	Green Island CC, Columbus, GA	70/6791
1977	Jerry Pate	266	Phil Hancock	273	Green Island CC, Columbus, GA	70/6791
			Mac McLendon			
			Johnny Miller			
			Steve Taylor			
1978	Jerry Pate	269	Phil Hancock	270	Green Island CC, Columbus, GA	70/6791
1979	*Ed Fiori	274	Tom Weiskopf	274	Green Island CC, Columbus, GA	70/6791
1980	Mike Sullivan	269	Dave Eichelberger	274	Green Island CC, Columbus, GA	70/6791
			Johnny Miller			
1981	*J. C. Snead	271	Mike Sullivan	271	Green Island CC, Columbus, GA	70/6791
1982	Bobby Clampett	266	Hale Irwin	268	Green Island CC, Columbus, GA	70/6791
1983	*Ronnie Black	271	Sam Torrance	271	Green Island CC, Columbus, GA	70/6791
1984	Hubert Green	265	Rex Caldwell	271	Green Island CC, Columbus, GA	70/6791
			Scott Hoch			
			Corey Pavin			
1985	Tim Simpson	264	Clarence Rose	266	Green Island CC, Columbus, GA	70/6791
1986	Fred Wadsworth	269	George Archer	271	Green Island CC, Columbus, GA	70/6791
			John Cook			
			Tim Simpson			
			Jim Thorpe			
1987	Ken Brown	266	David Frost	273	Green Island CC, Columbus, GA	70/6791
			Mike Hulbert			
			Larry Mize			
1988	*David Frost	270	Bob Tway	270	Green Island CC, Columbus, GA	70/6791
1989	Ted Schulz	266	Jay Haas	267	Green Island CC, Columbus, GA	70/6791
			Tim Simpson			
BUICK SOUTHERN OPEN						
1990	*Kenny Knox	265	Jim Hallet	265	Green Island CC, Columbus, GA	70/6791
1991	David Peoples	276	Robert Gamez	277	Callaway Gardens Resort, Pine Mountain, GA	72/7057
1992	~Gary Hallberg	206	Jim Gallagher, Jr.	207	Callaway Gardens Resort, Pine Mountain, GA	72/7057
1993	*John Inman	278	Billy Andrade	278	Callaway Gardens Resort, Pine Mountain, GA	72/7057
			Mark Brooks			
			Brad Bryant			
			Bob Estes			
1994	~Steve Elkington	200	Steve Rintoul	205	Callaway Gardens Resort, Pine Mountain, GA	72/7057
BUICK CHALLENGE						
1995	Fred Funk	272	John Morse	273	Callaway Gardens Resort, Pine Mountain, GA	72/7057
			Loren Roberts			
1996	*~Michael Bradley	134	Fred Funk	134	Callaway Gardens Resort, Pine Mountain, GA	72/7057
			Davis Love III			
			John Maginnes			
			Len Mattiace			
1997	Davis Love III	267	Stewart Cink	271	Callaway Gardens Resort, Pine Mountain, GA	72/7057
1998	*Steve Elkington	267	Fred Funk	267	Callaway Gardens Resort, Pine Mountain, GA	72/7057
1999	David Toms	271	Stuart Appleby	274	Callaway Gardens Resort, Pine Mountain, GA	72/7057

Tournament Record: 264—Hubert Green, 1975; Tim Simpson, 1985 (both Green Island CC)
 Current Course Record: 60—Steve Lowery, 1997

KEY: * = Playoff ~ = Weather-shortened

1999 MICHELOB CHAMPIONSHIP AT KINGSMILL



Kingsmill GC, Williamsburg, VA
Par: 36-35-71 Yards: 6,853

Purse: \$2,500,000
October 7-10, 1999

LEADERS: First Round—Notah Begay III, Corey Pavin and Robin Freeman shot 4-under-par 67 and led Ted Tryba and Robert Allenby by one stroke. **Second Round**—Tom Byrum was at 6-under-par 136 and led Scott Gump, Mike Weir and Begay by one stroke. **Third Round**—Weir stood at 8-under-par 205 and led Begay and Byrum by one stroke.



CUT: 80 players at 3-over-par 145 from a field of 152.

PRO-AM: \$10,000. Team—Jim Furyk, 53, \$2,000.

WEATHER: Windy and cool Thursday morning. Playing conditions were ideal Friday and Saturday, but a front moved in prior to the start of the final round. Warmer and mostly overcast Sunday, with periods of light rain throughout the afternoon.

Winner: Notah Begay III 67-70-69-68 274 \$450,000.00

(Won playoff with par-4 on second extra hole)

Tom Byrum	2	69-67-70-68	274	\$270,000.00	Larry Rinker	T35	72-73-67-71	283	\$11,037.50
Mike Weir	3	74-63-68-70	275	\$170,000.00	Loren Roberts	T35	72-69-71-71	283	\$11,037.50
Barry Cheesman ...	4	73-68-68-67	276	\$120,000.00	Ted Tryba	T35	68-74-71-70	283	\$11,037.50
Jay Don Blake	T5	73-68-70-66	277	\$91,250.00	Mark Calcavecchia ..	T45	71-70-72-71	284	\$7,320.00
Nick Faldo	T5	70-70-70-67	277	\$91,250.00	Mark Carnevale	T45	71-72-67-74	284	\$7,320.00
Tom Scherrer	T5	72-70-66-69	277	\$91,250.00	Robin Freeman	T45	67-74-71-72	284	\$7,320.00
Ronnie Black	T8	72-70-68-68	278	\$67,500.00	Chris Riley	T45	69-69-75-71	284	\$7,320.00
Jay Delsing	T8	73-70-65-70	278	\$67,500.00	Esteban Toledo	T45	73-71-69-71	284	\$7,320.00
David Duval	T8	70-70-69-69	278	\$67,500.00	Mark Brooks	T50	78-66-69-72	285	\$5,983.34
John Maginnes	T8	70-70-71-67	278	\$67,500.00	Lee Rinker	T50	70-71-72-72	285	\$5,983.34
Brian Watts	T8	75-68-67-68	278	\$67,500.00	Ty Armstrong	T50	72-69-69-75	285	\$5,983.33
Robert Allenby	T13	68-75-67-69	279	\$46,875.00	Woody Austin	T50	70-70-73-72	285	\$5,983.33
Stephen Ames	T13	72-70-69-68	279	\$46,875.00	Joe Ogilvie	T50	70-70-75-70	285	\$5,983.33
Lee Janzen	T13	70-72-65-72	279	\$46,875.00	Hal Sutton	T50	71-70-70-74	285	\$5,983.33
Kenny Perry	T13	71-70-67-71	279	\$46,875.00	Chip Beck	T56	75-70-71-70	286	\$5,650.00
Scott Dunlap	T17	71-71-71-67	280	\$32,714.29	Larry Mize	T56	74-71-72-69	286	\$5,650.00
David Edwards	T17	74-70-69-67	280	\$32,714.29	Charles Raulerson ..	T56	71-70-74-71	286	\$5,650.00
J.P. Hayes	T17	71-72-67-70	280	\$32,714.29	Briny Baird	T59	74-70-72-71	287	\$5,425.00
Lanny Wadkins	T17	71-74-71-64	280	\$32,714.29	Jeff Brehaut	T59	73-71-71-72	287	\$5,425.00
Doug Barron	T17	73-67-69-71	280	\$32,714.28	Mike Standly	T59	70-74-74-69	287	\$5,425.00
Robert Damron	T17	71-70-68-71	280	\$32,714.28	Dave Stockton, Jr. ..	T59	71-73-71-72	287	\$5,425.00
Peter Jacobsen	T17	75-65-69-71	280	\$32,714.28	David Toms	T59	74-71-72-70	287	\$5,425.00
Greg Chalmers	T24	72-68-71-70	281	\$19,343.75	Grant Waite	T59	71-74-69-73	287	\$5,425.00
Trevor Dodds	T24	72-69-72-68	281	\$19,343.75	John Cook	T65	74-70-69-75	288	\$5,175.00
Scott Gump	T24	69-68-72-72	281	\$19,343.75	Jeff Gallagher	T65	75-69-67-77	288	\$5,175.00
Scott Hoch	T24	70-69-71-71	281	\$19,343.75	Nolan Henke	T65	73-72-72-71	288	\$5,175.00
Pete Jordan	T24	75-69-70-67	281	\$19,343.75	Mike Sposa	T65	75-70-75-68	288	\$5,175.00
Frank Lickliter	T24	70-68-74-69	281	\$19,343.75	Danny Briggs	T69	75-69-73-72	289	\$4,950.00
Perry Moss	T24	72-72-69-68	281	\$19,343.75	John Elliott	T69	69-76-74-70	289	\$4,950.00
Corey Pavin	T24	67-74-69-71	281	\$19,343.75	Wayne Levi	T69	76-68-70-75	289	\$4,950.00
Fred Funk	T32	73-70-71-68	282	\$14,791.67	David Ogrin	T69	73-70-73-73	289	\$4,950.00
Dudley Hart	T32	74-69-71-68	282	\$14,791.67	Tom Pernice, Jr.	T69	77-67-73-72	289	\$4,950.00
Scott Verplank	T32	73-67-68-74	282	\$14,791.66	Craig Barlow	T74	72-73-73-72	290	\$4,775.00
Chad Campbell	T35	75-68-70-70	283	\$11,037.50	Bob Burns	T74	72-72-72-74	290	\$4,775.00
Steve Flesch	T35	71-72-72-68	283	\$11,037.50	Charles Warren	T76	69-74-78-70	291	\$4,700.00
Jim Furyk	T35	72-71-70-70	283	\$11,037.50	Doug Dunakey	T77	74-71-77-70	292	\$4,625.00
Franklin Langham ..	T35	74-68-69-72	283	\$11,037.50	Rory Sabbatini	T77	72-71-77-72	292	\$4,625.00
J.L. Lewis	T35	72-71-73-67	283	\$11,037.50	Glen Day	T79	72-73-72-76	293	\$4,525.00
Doug Martin	T35	72-70-71-70	283	\$11,037.50	Willie Wood	T79	74-71-73-75	293	\$4,525.00
Dennis Paulson	T35	70-73-66-74	283	\$11,037.50					

The following players did not finish (C=cut, W=withdrew, D=disqualified)

C—146- Brad Bryant, Brandt Jobe, Tom Kite, Billy Mayfair, Jesper Parnevik, Tom Purtzer, Mike Springer, Kirk Triplett. **147-** Billy Andrade, Alan Bratton, Clark Dennis, R.W. Eaks, Brad Fabel, Brian Gay, Kent Jones, Carl Paulson, Brett Quigley, Scott Simpson, Jeff Sluman, Kevin Sutherland. **148-** Tommy Armour III, Bob Friend, David Gossett, Bradley Hughes, Skip Kendall, Lee Porter, Ted Purdy, Rick Schuller, David Seawell, Paul Stankowski. **149-** Jim Gallagher, Jr., Jerry Kelly, Brian Sharp, Geoffrey Sisk, Chris Smith, David Sutherland, Bo Van Pelt, Jay Williamson. **150-** Fulton Allem, Eric Booker, Jonathan Kaye, Katsunasa Miyamoto, Deane Pappas, Omar Uresti. **151-** Jimmy Green, Korky Kemp, David Peoples. **152-** Cameron Beckman, Mike Donald, Rick Fehr, P.H. Horgan III, Len Mattiace, Blaine McCallister, Phil Tataurangi. **153-** Phil Blackmar, Mike Hulbert, Neal Lancaster, Mark McCumber, Kevin Wentworth. **154-** Chris Couch, Brad Faxon, Curtis Strange. **155-** Roger Maltbie, Jack Skilling. **156-** Chris DiMarco, Clarence Rose. **157-** Steve Jurgensen. **168-** Ron D. Cooke. **W—77-** Ben Bates. **80-** Michael Bradley, Dan Forsman, Tim Loutalot. **81-** Stuart Appleby, Russ Cochran, Sean Murphy. **D—79-** Jon Corliss.

MICHELOB CHAMPIONSHIP AT KINGSMILL



TOURNAMENT HISTORY

Year	Winner	Score	Runner-up	Score	Location	Par/Yards
KAISER INTERNATIONAL OPEN INVITATIONAL						
1968	Kermit Zarley	273	Dave Marr	274	Silverado CC, Napa, CA	N-72/6849, S-71/6602
1969	~Miller Barber	135	Bruce Devlin	136	Silverado CC, Napa, CA	N-72/6849, S-71/6602
1969A	*Jack Nicklaus	273	George Archer	273	Silverado CC, Napa, CA	N-72/6849, S-71/6602
			Billy Casper			
			Don January			
1970	*Ken Still	278	Lee Trevino	278	Silverado CC, Napa, CA	N-72/6849, S-71/6602
			Bert Yancey			
1971	Billy Casper	269	Fred Marti	273	Silverado CC, Napa, CA	N-72/6849, S-71/6602
1972	George Knudson	271	Hale Irwin	274	Silverado CC, Napa, CA	N-72/6849, S-71/6602
			Bobby Nichols			
1973	*Ed Sneed	275	John Schlee	275	Silverado CC, Napa, CA	N-72/6849, S-71/6602
1974	Johnny Miller	271	Billy Casper	279	Silverado CC, Napa, CA	N-72/6849, S-71/6602
			Lee Trevino			
1975	Johnny Miller	272	Rod Curl	275	Silverado CC, Napa, CA	N-72/6849, S-71/6602
1976	J. C. Sneed	274	Gibby Gilbert	276	Silverado CC, Napa, CA	N-72/6849, S-71/6602
			Johnny Miller			
ANHEUSER-BUSCH GOLF CLASSIC						
1977	Miller Barber	272	George Archer	274	Silverado CC, Napa, CA	N-72/6849, S-71/6602
1978	Tom Watson	270	Ed Sneed	273	Silverado CC, Napa, CA	N-72/6849, S-71/6602
1979	John Fought	277	Buddy Gardner	278	Silverado CC, Napa, CA	N-72/6849, S-72/6619
			Alan Tapie			
			Bobby Wadkins			
1980	Ben Crenshaw	272	Jack Renner	276	Silverado CC, Napa, CA	N-72/6849, S-72/6619
1981	John Mahaffey	276	Andy North	278	Kingsmill GC, Kingsmill, VA	71/6776
1982	~Calvin Peete	203	Bruce Lietzke	205	Kingsmill GC, Kingsmill, VA	71/6776
1983	Calvin Peete	276	Tim Norris	277	Kingsmill GC, Kingsmill, VA	71/6776
1984	Ronnie Black	267	Willie Wood	268	Kingsmill GC, Kingsmill, VA	71/6776
1985	*Mark Wiebe	273	John Mahaffey	273	Kingsmill GC, Kingsmill, VA	71/6776
1986	Fuzzy Zoeller	274	Jodie Mudd	276	Kingsmill GC, Kingsmill, VA	71/6776
1987	Mark McCumber	267	Bobby Clampett	268	Kingsmill GC, Kingsmill, VA	71/6776
1988	*Tom Sieckmann	270	Mark Wiebe	270	Kingsmill GC, Kingsmill, VA	71/6776
1989	*Mike Donald	268	Tim Simpson	268	Kingsmill GC, Kingsmill, VA	71/6776
			Hal Sutton			
1990	Lanny Wadkins	266	Larry Mize	271	Kingsmill GC, Kingsmill, VA	71/6776
1991	*Mike Hulbert	266	Kenny Knox	266	Kingsmill GC, Kingsmill, VA	71/6776
1992	David Peoples	271	Bill Britton	272	Kingsmill GC, Kingsmill, VA	71/6776
			Ed Dougherty			
			Jim Gallagher, Jr.			
1993	Jim Gallagher, Jr.	269	Chip Beck	271	Kingsmill GC, Kingsmill, VA	71/6776
1994	Mark McCumber	267	Glen Day	270	Kingsmill GC, Kingsmill, VA	71/6776
1995	Ted Tryba	272	Scott Simpson	273	Kingsmill GC, Kingsmill, VA	71/6776
MICHELOB CHAMPIONSHIP AT KINGSMILL						
1996	Scott Hoch	265	Tom Purtzer	269	Kingsmill GC, Kingsmill, VA	71/6776
1997	*David Duval	271	Grant Waite	271	Kingsmill GC, Kingsmill, VA	71/6797
			Duffy Waldorf			
1998	David Duval	268	Phil Taturangi	271	Kingsmill GC, Kingsmill, VA	71/6797
1999	*Notah Begay III	274	Tom Byrum	274	Kingsmill GC, Kingsmill, VA	71/6797

Tournament Record: 265—Scott Hoch, 1996
Current Course Record: 61—Bob Lohr, 1994

KEY: * = Playoff

~ = Weather-shortened

A = Second tournament same year

1999 LAS VEGAS INVITATIONAL



TPC at Summerlin, Las Vegas, NV
Par: 36-36-72
Desert Inn CC
Par: 36-36-72
Las Vegas CC
Par: 36-36-72

Yards: 7,105

Yards: 7,193

Yards: 7,164

Purse: \$2,500,000
October 13-17, 1999

LEADERS: First Round—Craig Barlow (LV) opened with an 11-under-par 61. Andrew Magee (LV), Brian Watts (LV), Fred Couples (LV), Joe Ogilvie (TPC), Brian Henninger (LV), Billy Mayfair (TPC), Jonathan Kaye (TPC) and Bob May (DI) trailed by two strokes. **Second Round**—Harrison Frazar (LV), at 17-under-par 127, led Vijay Singh (LV) and Couples (TPC) by one stroke. **Third Round**—Frazar (TPC), May (TPC) and Jim Furyk (TPC) shared the lead at 22-under-par 194. Singh (TPC) and Kaye (LV) trailed by one stroke. **Fourth Round**—Furyk, at 23-under-par 265, led Kaye by three strokes. Frazar trailed by five and Chris Perry by six strokes.



CUT: 71 players at 11-under-par 205 from a field of 144.

WEATHER: Sunny and warm, with no wind Wednesday through Friday. Cooler Saturday, with winds blowing 20-30 mph and gusting to 42 mph. Winds 15-25 mph Sunday, with temperatures in the 70s.

Winner: Jim Furyk 67-64-63-71-66 331 \$450,000.00

Jonathan Kaye	2	63-66-66-73-64	332	\$270,000.00	Woody Austin	T37	71-68-64-76-71	350	\$11,000.00
Dudley Hart	3	65-68-67-74-64	338	\$170,000.00	John Daly	T37	67-69-68-75-71	350	\$11,000.00
Chris Perry	4	67-63-67-74-68	339	\$120,000.00	Bob Estes	T37	69-65-69-82-65	350	\$11,000.00
Andrew Magee	5	63-67-70-72-68	340	\$100,000.00	Bill Glasson	T37	66-64-69-81-70	350	\$11,000.00
Brandel Chamblee	T6	66-68-67-73-67	341	\$83,750.00	Phil Mickelson	T37	69-63-69-79-70	350	\$11,000.00
Robert Damron	T6	65-67-67-75-67	341	\$83,750.00	Kirk Triplett	T37	67-69-67-74-73	350	\$11,000.00
Kevin Sutherland	T6	67-69-63-73-69	341	\$83,750.00	J.L. Lewis	43	70-66-66-78-71	351	\$9,250.00
Stephen Ames	9	69-66-67-73-67	342	\$72,500.00	Greg Chalmers	T44	71-68-66-78-69	352	\$7,770.00
Tommy Armour III	T10	70-60-67-77-69	343	\$62,500.00	Brian Gay	T44	68-68-69-74-73	352	\$7,770.00
Fred Couples	T10	63-65-70-79-66	343	\$62,500.00	J.P. Hayes	T44	67-68-68-83-66	352	\$7,770.00
Joe Ogilvie	T10	63-70-66-79-65	343	\$62,500.00	Skip Kendall	T44	68-69-64-80-71	352	\$7,770.00
Bob May	T13	63-68-63-78-72	344	\$50,000.00	Chris Riley	T44	71-67-67-79-68	352	\$7,770.00
Brian Watts	T13	63-70-68-75-68	344	\$50,000.00	Trevor Dodds	T49	68-70-65-81-69	353	\$6,170.00
Glen Day	T15	69-69-67-70-70	345	\$41,250.00	Charles Raulerson	T49	68-66-71-78-70	353	\$6,170.00
Harrison Frazar	T15	65-62-67-76-75	345	\$41,250.00	Jeff Sluman	T49	69-70-65-78-71	353	\$6,170.00
Jerry Kelly	T15	67-66-69-75-68	345	\$41,250.00	David Sutherland	T49	68-66-71-76-72	353	\$6,170.00
Billy Mayfair	T15	63-69-66-77-70	345	\$41,250.00	Duffy Waldorf	T49	68-67-69-80-69	353	\$6,170.00
Craig Barlow	T19	61-68-68-77-72	346	\$32,500.00	Steve Pate	T54	66-64-72-78-74	354	\$5,775.00
Justin Leonard	T19	65-64-73-78-66	346	\$32,500.00	Tommy Tolles	T54	70-66-68-81-69	354	\$5,775.00
Mike Weir	T19	66-67-68-76-69	346	\$32,500.00	Paul Azinger	T56	69-67-67-82-71	356	\$5,600.00
Stewart Cink	T22	66-69-65-78-69	347	\$23,208.34	Lee Janzen	T56	70-67-67-79-73	356	\$5,600.00
Jay Delsing	T22	68-67-65-78-69	347	\$23,208.34	Perry Moss	T56	68-68-68-79-73	356	\$5,600.00
Steve Jones	T22	69-69-66-72-71	347	\$23,208.33	Sean Murphy	T56	68-66-71-80-71	356	\$5,600.00
Sandy Lyle	T22	68-69-66-72-72	347	\$23,208.33	Chris Smith	T56	70-66-66-84-70	356	\$5,600.00
Lee Porter	T22	65-65-69-77-71	347	\$23,208.33	Doug Martin	T61	68-68-65-83-73	357	\$5,400.00
Larry Rinker	T22	70-65-67-76-69	347	\$23,208.33	Bob Tway	T61	67-71-66-79-74	357	\$5,400.00
Edward Fryatt	T28	70-67-66-76-69	348	\$17,375.00	Scott Verplank	T61	65-67-70-81-74	357	\$5,400.00
Peter Jacobsen	T28	71-66-68-75-68	348	\$17,375.00	Steve Lowery	64	66-69-67-77-79	358	\$5,300.00
Frank Lickliter	T28	64-67-70-76-71	348	\$17,375.00	Mark Brooks	65	69-70-65-75-80	359	\$5,250.00
Dennis Paulson	T28	69-64-67-81-67	348	\$17,375.00	Russ Cochran	T66	68-70-67-81-74	360	\$5,175.00
Olin Browne	T32	66-71-67-76-69	349	\$14,150.00	Robert Gamez	T66	68-68-67-83-74	360	\$5,175.00
Steve Flesch	T32	67-68-69-78-67	349	\$14,150.00	Gabriel Hjertstedt	68	68-68-68-85-72	361	\$5,100.00
Blaine McCallister	T32	68-69-67-75-70	349	\$14,150.00	Brent Geiberger	69	68-71-66-77-80	362	\$5,050.00
Lee Rinker	T32	64-68-67-79-71	349	\$14,150.00	Greg Kraft	70	67-65-70-82-79	363	\$5,000.00
Vijay Singh	T32	65-63-67-80-74	349	\$14,150.00	Brian Henninger	71	63-72-69-85-77	366	\$4,950.00

The following players did not finish (C=cut, W=withdrew, D=disqualified)

C—206- Robert Allenby, Jay Don Blake, Chris Couch, Doug Dunakey, Charlie Hoffman, Pete Jordan, Tom Scherrer, Craig Stadler, Esteban Toledo. 207- Doug Barron, Bob Burns, John Cook, Brad Faxon, Jeff Gallagher, Jim Gallagher, Jr., P.H. Horgan III, Franklin Langham, Clarence Rose, Ted Tryba, Omar Uresti, Mark Wiebe, Jay Williamson. 208- Ronnie Black, Joe Durant, Rick Fehr, Nolan Henke, Katsumasa Miyamoto, Bo Van Pelt. 209- Cameron Beckman, Rich Beem, Chris DiMarco, Robin Freeman, David Frost, Tim Herron. 210- Briny Baird, Chip Beck, Chris Berry, Eric Booker, John Elliott, Mike Hulbert, Tim Loustalot, Tom Purtzer, Kevin Wentworth. 211- Billy Andrade, Mike Reid, Geoffrey Sisk, Paul Stankowski, Grant Waite. 212- Alan Bratton, Jeff Brehaut, Rocco Mediate, Mike Sposa. 213- Clark Dennis, Bob Friend, Jimmy Green, Bradley Hughes, John Maginnes, Tom Pernice, Jr., Rory Sabbatini, Lanny Wadkins. 214- Jim Carter, Neal Lancaster, Dave Stockton, Jr. 215- Ty Armstrong, Ben Bates, Mark Calcavecchia, Mike Springer, Willie Wood. 216- Bruce Lietzke. 217- Paul Goydos, Fuzzy Zoeller. 219- Deane Pappas. W—148- Phil Tataurangi.

LAS VEGAS INVITATIONAL




TOURNAMENT HISTORY

Year	Winner	Score	Runner-up	Score	Location	Par/Yards
PANASONIC LAS VEGAS PRO-CELEBRITY CLASSIC						
1983	Fuzzy Zoeller	340	Rex Caldwell	344	Las Vegas CC, Las Vegas, NV (H)	72/7164
					Desert Inn CC, Las Vegas, NV	72/7111
					Dunes CC, Las Vegas, NV	72/7240
					Showboat CC, Las Vegas, NV	72/7045
PANASONIC LAS VEGAS INVITATIONAL						
1984	Denis Watson	341	Andy Bean	342	Las Vegas CC, Las Vegas, NV (H)	72/7164
					Desert Inn CC, Las Vegas, NV	72/7111
					Showboat CC, Las Vegas, NV	72/7045
					Tropicana CC, Las Vegas, NV	71/6481
1985	Curtis Strange	338	Mike Smith	339	Las Vegas CC, Las Vegas, NV (H)	72/7164
					Desert Inn CC, Las Vegas, NV	72/7111
					Tropicana CC, Las Vegas, NV	71/6481
1986	Greg Norman	333	Dan Pohl	340	Las Vegas CC, Las Vegas, NV (H)	72/7164
					Desert Inn CC, Las Vegas, NV	72/7111
					Spanish Trail G&CC, Las Vegas, NV	72/7088
1987	~Paul Azinger	271	Hal Sutton	272	Las Vegas CC, Las Vegas, NV (H)	72/7164
					Desert Inn CC, Las Vegas, NV	72/7111
					Spanish Trail G&CC, Las Vegas, NV	72/7088
1988	~Gary Koch	274	Peter Jacobsen Mark O'Meara	275	Las Vegas CC, Las Vegas, NV (H)	72/7164
					Desert Inn CC, Las Vegas, NV	72/7111
					Spanish Trail G&CC, Las Vegas, NV	72/7088
LAS VEGAS INVITATIONAL						
1989	*Scott Hoch	336	Robert Wrenn	336	Las Vegas CC, Las Vegas, NV (H)	72/7164
					Desert Inn CC, Las Vegas, NV	72/7111
					Spanish Trail G&CC, Las Vegas, NV	72/7088
1990	*Bob Tway	334	John Cook	334	Las Vegas CC, Las Vegas, NV (H)	72/7164
					Desert Inn CC, Las Vegas, NV	72/7111
					Spanish Trail G&CC, Las Vegas, NV	72/7088
1991	*Andrew Magee	329	D.A. Weibring	329	Las Vegas CC, Las Vegas, NV (H)	72/7164
					Desert Inn CC, Las Vegas, NV	72/7111
					Sunrise GC, Las Vegas, NV	72/6914
1992	John Cook	334	David Frost	336	Las Vegas CC, Las Vegas, NV	72/7164
					Desert Inn CC, Las Vegas, NV	72/7111
					TPC at Summerlin, Las Vegas, NV (H)	72/7243
1993	Davis Love III	331	Craig Stadler	339	Las Vegas CC, Las Vegas, NV	72/7164
					Desert Inn CC, Las Vegas, NV	72/7111
					TPC at Summerlin, Las Vegas, NV (H)	72/7243
1994	Bruce Lietzke	332	Robert Gamez	333	Las Vegas CC, Las Vegas, NV	72/7164
					Las Vegas Hilton CC, Las Vegas, NV	71/6815
					TPC at Summerlin, Las Vegas, NV (H)	72/7243
1995	Jim Furyk	331	Billy Mayfair	332	Las Vegas CC, Las Vegas, NV	72/7162
					Las Vegas Hilton CC, Las Vegas, NV	71/6815
					TPC at Summerlin, Las Vegas, NV (H)	72/7243
1996	*Tiger Woods	332	Davis Love III	332	TPC at Summerlin, Las Vegas, NV (H)	72/7243
					Desert Inn CC, Las Vegas, NV	72/7095
					Las Vegas Hilton CC, Las Vegas, NV	71/6815
1997	Bill Glasson	340	David Edwards Billy Mayfair	341	TPC at Summerlin, Las Vegas, NV (H)	72/7243
					Desert Inn CC, Las Vegas, NV	72/7200
					Las Vegas Hilton CC, Las Vegas, NV	72/7164
1998	Jim Furyk	335	Mark Calcavecchia	336	TPC at Summerlin, Las Vegas, NV (H)	72/7243
					Desert Inn CC, Las Vegas, NV	72/7193
					Las Vegas CC, Las Vegas, NV	72/7164
1999	Jim Furyk	331	Jonathan Kaye	332	TPC at Summerlin, Las Vegas, NV (H)	72/7243
					Desert Inn CC, Las Vegas, NV	72/7193
					Las Vegas CC, Las Vegas, NV	72/7164

Tournament Record: 329—Andrew Magee/D.A. Weibring, 1991
 Current Course Record:
 TPC at Summerlin 62—John Cook, 1992; Keith Fergus, Rick Fehr (both 1996)
 Desert Inn CC 62—Jack Nicklaus, 1963; Al Geiberger, 1987; Kermit Zarley, 1993
 Las Vegas Hilton CC 63—Guy Boros, Scott Hoch (both 1994); Joe Ozaki, Ted Tryba (both '995)
 Las Vegas CC 60—Tommy Armour III, 1999

KEY: * = Playoff ~ = Weather-shortened (H) = Host course

1999 NATIONAL CAR RENTAL GOLF CLASSIC AT WALT DISNEY WORLD RESORT



Walt Disney World Resort, Lake Buena Vista, FL
Magnolia Course (host)
Par: 36-36-72
Palm Course
Par: 36-36-72

Yards: 7,190

Yards: 6,967

Purse: \$2,500,000
October 21-24, 1999

LEADERS: First Round—Brad Faxon (P), Rocco Mediate (M) and Woody Austin (M) each shot 7-under-par 65 to share the lead by one stroke over three players. **Second Round**—Jim Carter (P), Bob Tway (M) and Tiger Woods (M), at 12-under-par 132, led by one stroke over Ernie Els (M) and Mediate (P). **Third Round**—Woods and Tway, at 18-under-par 198, led by three strokes over Els.



CUT: 86 players at 3-under-par 141 from a field of 144.

WEATHER: Thursday and Friday play was conducted under lift, clean and place rules due to heavy overnight rains Wednesday. Rainy Thursday, when an accumulation of water on the golf courses caused a suspension of play from 3:25-5:15 p.m. Play was suspended for the day at 6:47 p.m. due to darkness, with 46 players remaining on the two courses. Beautiful the rest of the week, with temperatures in the low-to-mid 70s.

Winner: Tiger Woods 66-66-66-73 271 \$450,000.00

Ernie Els	2	68-65-68-71	272	\$270,000.00	Mark Brooks	T44	70-71-69-73	283	\$7,225.00
Franklin Langham	T3	67-67-68-72	274	\$145,000.00	Jeff Gallagher	T44	71-67-74-71	283	\$7,225.00
Bob Tway	T3	67-65-66-76	274	\$145,000.00	Gabriel Hjertstedt	T44	69-65-72-77	283	\$7,225.00
John Huston	T5	67-69-72-67	275	\$95,000.00	J.L. Lewis	T44	70-68-71-74	283	\$7,225.00
Vijay Singh	T5	66-71-69-69	275	\$95,000.00	Mike Reid	T44	71-70-71-71	283	\$7,225.00
Russ Cochran	T7	68-69-68-72	277	\$75,312.50	David Sutherland	T44	69-67-72-75	283	\$7,225.00
Glen Day	T7	71-68-72-66	277	\$75,312.50	Willie Wood	T44	71-67-72-73	283	\$7,225.00
Dudley Hart	T7	70-67-67-73	277	\$75,312.50	Dan Forsman	T52	69-69-71-75	284	\$5,830.00
Jeff Sluman	T7	70-65-70-72	277	\$75,312.50	Greg Kraft	T52	73-65-70-76	284	\$5,830.00
Woody Austin	T11	65-72-73-69	279	\$51,250.00	Joe Ogilvie	T52	69-72-73-70	284	\$5,830.00
Jim Carter	T11	67-65-71-76	279	\$51,250.00	Larry Rinker	T52	71-66-69-78	284	\$5,830.00
Stewart Cink	T11	69-70-70-70	279	\$51,250.00	Paul Stankowski	T52	71-67-75-71	284	\$5,830.00
Steve Elkington	T11	66-69-71-73	279	\$51,250.00	Fulton Allem	T57	73-66-70-76	285	\$5,375.00
Scott Hoch	T11	67-71-67-74	279	\$51,250.00	Craig Barlow	T57	71-68-72-74	285	\$5,375.00
Steve Lowery	T11	70-68-70-71	279	\$51,250.00	Olin Browne	T57	71-68-72-74	285	\$5,375.00
Brian Henninger	T17	70-67-76-67	280	\$28,568.19	Robert Damron	T57	67-67-75-76	285	\$5,375.00
Sean Murphy	T17	73-68-71-68	280	\$28,568.19	Doug Dunakey	T57	70-69-70-76	285	\$5,375.00
Paul Azinger	T17	70-69-69-72	280	\$28,568.18	Bill Glasson	T57	68-73-73-71	285	\$5,375.00
Jay Delsing	T17	69-65-69-77	280	\$28,568.18	Tom Lehman	T57	71-70-73-71	285	\$5,375.00
Chris DiMarco	T17	69-69-69-73	280	\$28,568.18	Wayne Levi	T57	68-71-72-74	285	\$5,375.00
Scott Dunlap	T17	72-69-69-70	280	\$28,568.18	Kenny Perry	T57	69-69-72-75	285	\$5,375.00
Paul Goydos	T17	69-70-68-73	280	\$28,568.18	Lee Rinker	T57	70-66-74-75	285	\$5,375.00
Jonathan Kaye	T17	67-69-72-72	280	\$28,568.18	David Toms	T57	72-66-72-75	285	\$5,375.00
Billy Mayfair	T17	68-68-72-72	280	\$28,568.18	Mike Weir	T57	67-70-73-75	285	\$5,375.00
Rocco Mediate	T17	65-68-76-71	280	\$28,568.18	Jeff Brehaut	T69	69-69-73-75	286	\$4,875.00
Scott Verplank	T17	67-71-72-70	280	\$28,568.18	Steve Flesch	T69	71-69-72-74	286	\$4,875.00
Pete Jordan	T28	71-68-71-71	281	\$15,583.34	Blaine McCallister	T69	72-69-73-72	286	\$4,875.00
Chris Riley	T28	70-70-69-72	281	\$15,583.34	Katsumasa Miyamoto	T69	69-72-70-75	286	\$4,875.00
Kevin Sutherland	T28	70-70-70-71	281	\$15,583.34	Chris Smith	T69	72-69-72-73	286	\$4,875.00
Barry Cheesman	T28	67-68-73-73	281	\$15,583.33	Mike Springer	T69	67-70-71-78	286	\$4,875.00
Brad Faxon	T28	65-73-64-79	281	\$15,583.33	Curtis Strange	T69	71-69-73-73	286	\$4,875.00
Brent Geiberger	T28	68-69-71-73	281	\$15,583.33	Duffy Waldorf	T69	71-68-72-75	286	\$4,875.00
Scott McCarron	T28	73-64-71-73	281	\$15,583.33	John Cook	T77	68-72-70-77	287	\$4,575.00
Corey Pavin	T28	71-70-67-73	281	\$15,583.33	Scott Gump	T77	67-73-75-72	287	\$4,575.00
Loren Roberts	T28	67-68-68-78	281	\$15,583.33	P.H. Horgan III	T77	69-70-75-73	287	\$4,575.00
Tommy Armour III	T37	72-69-70-71	282	\$10,750.00	Frank Nobilo	T77	71-70-72-74	287	\$4,575.00
Notah Begay III	T37	70-67-71-74	282	\$10,750.00	Brandt Jobe	T81	68-73-73-74	288	\$4,375.00
Lee Janzen	T37	67-71-70-74	282	\$10,750.00	Jerry Kelly	T81	71-70-72-75	288	\$4,375.00
Jesper Parnevik	T37	69-72-68-73	282	\$10,750.00	Charles Raulerson	T81	69-69-73-77	288	\$4,375.00
Chris Perry	T37	70-69-73-70	282	\$10,750.00	Lanny Wadkins	T81	70-71-72-75	288	\$4,375.00
Dicky Pride	T37	69-70-72-71	282	\$10,750.00	Ben Bates	85	71-69-75-75	290	\$4,250.00
Hal Sutton	T37	68-66-77-71	282	\$10,750.00	Tom Purtzer	86	72-69-76-74	291	\$4,200.00
Chip Beck	T44	68-69-73-73	283	\$7,225.00					

The following players did not finish (C=cut, W=withdrew, D=disqualified)

C—142- Robert Allenby, Eric Booker, Michael Bradley, Tom Byrum, Trevor Dodds, John Elliott, Rick Fehr, Jim Gallagher, Jr., Jay Haas, Skip Kendall, Andrew Magee, Payne Stewart, Esteban Toledo, Kirk Triplett, Grant Waite, Brian Watts, Jay Williamson. 143- Stephen Ames, Billy Andrade, Mike Brisky, Brad Bryant, Greg Chalmers, Chris Couch, Fred Funk, Mike Hulbert, Len Mattiace, Mark O'Meara, Tom Pernice, Jr., Dave Stockton, Jr. 144- Cameron Beckman, Bob Burns, Joe Durant, Bradley Hughes, Larry Mize, Tom Scherrer, Mike Sposo, Omar Uresti. 145- Phil Blackmar, Clark Dennis, Neal Lancaster, John Maginnes. 146- Jay Don Blake, Brandel Chamblee, Frank Lickliter, Lee Porter, Tommy Tolles. 147- Briny Baird, Doug Barron, Rich Beem, Bob Friend, Nolan Henke, Steve Jones, Doug Martin. 148- Ronnie Black. 149- Scott Simpson. 150- Ted Tryba. 152- Bill Shriver. W—77- Phil Tatarangi.


NATIONAL CAR RENTAL GOLF CLASSIC AT WALT DISNEY WORLD RESORT



TOURNAMENT HISTORY

Year	Winner	Score	Runner-up	Score	Location	Par/Yards
WALT DISNEY WORLD OPEN INVITATIONAL						
1971	Jack Nicklaus	273	Deane Beman	276	Magnolia, Walt Disney World, Lake Buena Vista, FL	72/719C
1972	Jack Nicklaus	267	Jim Dent	276	Palm, Walt Disney World, Lake Buena Vista, FL	72/6941
			Bobby Mitchell		Magnolia, Walt Disney World, Lake Buena Vista, FL	72/719C
			Larry Wood			
			Mason Rudolph	276	Palm, Walt Disney World, Lake Buena Vista, FL	72/6941
					Magnolia, Walt Disney World, Lake Buena Vista, FL	72/719C
WALT DISNEY WORLD NATIONAL TEAM CHAMPIONSHIP						
1974	Hubert Green/ Mac McLendon	255	J.C. Snead/ Sam Snead Ed Snead/ Bert Yancey	256	Palm, Walt Disney World, Lake Buena Vista, FL Magnolia, Walt Disney World, Lake Buena Vista, FL	72/6941 72/7190
1975	Jim Colbert/ Dean Refram	252	Bobby Cole/ Victor Regalado John Schlee/ Curtis Sifford	255	Palm, Walt Disney World, Lake Buena Vista, FL Magnolia, Walt Disney World, Lake Buena Vista, FL	72/6941 72/7190
1976	*Woody Blackburn/260 Bill Kratzert		Gay Brewer/ Bobby Nichols	260	Palm, Walt Disney World, Lake Buena Vista, FL Magnolia, Walt Disney World, Lake Buena Vista, FL	72/6941 72/7190
1977	Gibby Gilbert/ Grier Jones	253	Steve Melnyk/ Andy North	254	Palm, Walt Disney World, Lake Buena Vista, FL Magnolia, Walt Disney World, Lake Buena Vista, FL	72/6941 72/7190
1978	Wayne Levi/ Bob Mann	254	Bobby Wadkins/ Lanny Wadkins	257	Palm, Walt Disney World, Lake Buena Vista, FL Magnolia, Walt Disney World, Lake Buena Vista, FL	72/6941 72/7190
1979	George Burns/ Ben Crenshaw	255	Scott Bess/ Dan Halldorson Jeff Hewes/ Peter Jacobsen Sammy Rachels/ D.A. Weibring	258	Palm, Walt Disney World, Lake Buena Vista, FL Magnolia, Walt Disney World, Lake Buena Vista, FL	72/6941 72/7190
1980	Danny Edwards/ David Edwards	253	Gibby Gilbert/ Dan Halldorson Mike Harmon/ Barry Harwell Grier Jones/ Dana Quigley	255	Palm, Walt Disney World, Lake Buena Vista, FL Magnolia, Walt Disney World, Lake Buena Vista, FL	72/6941 72/7190
1981	Vance Heafner/ Mike Holland	246	Chip Beck/ Rex Caldwell	251	Palm, Walt Disney World, Lake Buena Vista, FL Magnolia, Walt Disney World, Lake Buena Vista, FL	72/6941 72/7190
WALT DISNEY WORLD GOLF CLASSIC						
1982	*Hal Sutton	269	Bill Britton	269	Palm, Walt Disney World, Lake Buena Vista, FL Magnolia, Walt Disney World, Lake Buena Vista, FL Lake Buena Vista CC, Lake Buena Vista, FL	72/6941 72/7190 72/6706
1983	Payne Stewart	269	Nick Faldo Mark McCumber	271	Palm, Walt Disney World, Lake Buena Vista, FL Magnolia, Walt Disney World, Lake Buena Vista, FL Lake Buena Vista CC, Lake Buena Vista, FL	72/6941 72/7190 72/6706
1984	Larry Nelson	266	Hubert Green	267	Palm, Walt Disney World, Lake Buena Vista, FL Magnolia, Walt Disney World, Lake Buena Vista, FL Lake Buena Vista CC, Lake Buena Vista, FL	72/6941 72/7190 72/6706
WALT DISNEY WORLD/OLDSMOBILE CLASSIC						
1985	Lanny Wadkins	267	Mike Donald Scott Hoch	268	Palm, Walt Disney World, Lake Buena Vista, FL Magnolia, Walt Disney World, Lake Buena Vista, FL Lake Buena Vista CC, Lake Buena Vista, FL	72/6941 72/7190 72/6706

NATIONAL CAR RENTAL GOLF CLASSIC AT WALT DISNEY WORLD RESORT



TOURNAMENT HISTORY

Year	Winner	Score	Runner-up	Score	Location	Par/Yards
1986	*Raymond Floyd	275	Lon Hinkle Mike Sullivan	275	Palm, Walt Disney World, Lake Buena Vista, FL Magnolia, Walt Disney World, Lake Buena Vista, FL Lake Buena Vista CC, Lake Buena Vista, FL	72/6941 72/7190 72/6706
1987	Larry Nelson	268	Morris Hatafsky Mark O'Meara	269	Palm, Walt Disney World, Lake Buena Vista, FL Magnolia, Walt Disney World, Lake Buena Vista, FL Lake Buena Vista CC, Lake Buena Vista, FL	72/6941 72/7190 72/6706
Year	Winner	Score	Runner-up	Score	Location	Par/Yards
1988	*Bob Lohr	263	Chip Beck	263	Palm, Walt Disney World, Lake Buena Vista, FL Magnolia, Walt Disney World, Lake Buena Vista, FL Lake Buena Vista CC, Lake Buena Vista, FL	72/6941 72/7190 72/6706
1989	Tim Simpson	272	Donnie Hammond	273	Palm, Walt Disney World, Lake Buena Vista, FL Magnolia, Walt Disney World, Lake Buena Vista, FL Lake Buena Vista CC, Lake Buena Vista, FL	72/6941 72/7190 72/6706
1990	Tim Simpson	264	John Mahaffey	265	Palm, Walt Disney World, Lake Buena Vista, FL Magnolia, Walt Disney World, Lake Buena Vista, FL Lake Buena Vista CC, Lake Buena Vista, FL	72/6941 72/7190 72/6706
1991	Mark O'Meara	267	David Peoples	268	Palm, Walt Disney World, Lake Buena Vista, FL Magnolia, Walt Disney World, Lake Buena Vista, FL Lake Buena Vista CC, Lake Buena Vista, FL	72/6941 72/7190 72/6706
1992	John Huston	262	Mark O'Meara	265	Palm, Walt Disney World, Lake Buena Vista, FL Magnolia, Walt Disney World, Lake Buena Vista, FL Lake Buena Vista CC, Lake Buena Vista, FL	72/6941 72/7190 72/6706
1993	Jeff Maggert	265	Greg Kraft	268	Palm, Walt Disney World, Lake Buena Vista, FL Magnolia, Walt Disney World, Lake Buena Vista, FL Lake Buena Vista CC, Lake Buena Vista, FL	72/6941 72/7190 72/6706
1994	Rick Fehr	265	Craig Stadler Fuzzy Zoeller	271	Palm, Walt Disney World, Lake Buena Vista, FL Magnolia, Walt Disney World, Lake Buena Vista, FL Eagle Pines, Lake Buena Vista, FL	72/6941 72/7190 72/6772
1995	-Brad Bryant	198	Hal Sutton Ted Tryba	199	Palm, Walt Disney World, Lake Buena Vista, FL Magnolia, Walt Disney World, Lake Buena Vista, FL Lake Buena Vista CC, Lake Buena Vista, FL	72/6941 72/7190 72/6819
1996	Tiger Woods	267	Payne Stewart	268	Palm, Walt Disney World, Lake Buena Vista, FL Magnolia, Walt Disney World, Lake Buena Vista, FL Lake Buena Vista CC, Lake Buena Vista, FL	72/6957 72/7190 72/6819
1997	*David Duval	270	Dan Forsman	270	Palm, Walt Disney World, Lake Buena Vista, FL Magnolia, Walt Disney World, Lake Buena Vista, FL Lake Buena Vista CC, Lake Buena Vista, FL	72/6957 72/7190 72/6819
NATIONAL CAR RENTAL GOLF CLASSIC AT WALT DISNEY WORLD RESORT						
1998	John Huston	272	Davis Love III	273	Palm, Walt Disney World, Lake Buena Vista, FL Magnolia, Walt Disney World, Lake Buena Vista, FL	72/6967 72/7190
1999	Tiger Woods	271	Ernie Els	272	Palm, Walt Disney World, Lake Buena Vista, FL Magnolia, Walt Disney World, Lake Buena Vista, FL	72/6967 72/7190

Tournament Record: 262—John Huston, 1992
 Current Course Record:
 Palm 61—Mark Lye, 1984
 Lake Buena Vista 61—Bob Tway, 1989
 Magnolia 61—Payne Stewart, 1990

KEY: * = Playoff ~ = Weather-shortened

1999 SOUTHERN FARM BUREAU CLASSIC



Annandale GC, Madison, MS
Par: 36-36-72

Purse: \$2,000,000
October 28-November 1, 1999

LEADERS: First Round – Russ Cochran, after an 8-under-par 64, led Brad Bryant and Chris DiMarco by one stroke. **Second Round** – DiMarco and Brian Henninger shared the lead at 11-under-par 133, three strokes in front of Perry Moss and Cochran. **[NOTE:** There was no play on Friday and the tournament was shortened to 54 holes due to the death of Payne Stewart.]

CUT: 74 players at 1-over-par 145 from a field of 131.

PRO-AM: \$10,000. Team–Glen Day, Jim Gallagher, Jr., 54, \$1,800.



WEATHER: Mostly sunny Thursday, with moderate temperatures ranging to the high 70s. There was no play on Friday due to the Payne Stewart memorial service. Partly sunny skies on Saturday gave way to afternoon showers, heavy at times, with winds gusting from 15-25 mph. Sunday play was suspended at 10:10 a.m. due to heavy rains that made the course unplayable; 42 players were still on the course. Players started in position on Monday for the remainder of the final round, which was completed under cloudy skies and with moderate temperatures.

Winner: Brian Henninger 67-66-69 202 \$360,000.00

Chris DiMarco	2	65-68-72	205	\$216,000.00	Brad Bryant	T36	65-76-73	214	\$9,650.00
Glen Day	T3	69-71-66	206	\$104,000.00	John Daly	T36	68-70-76	214	\$9,650.00
Perry Moss	T3	67-69-70	206	\$104,000.00	Scott Gump	T36	70-74-70	214	\$9,650.00
Paul Stankowski ..	T3	70-69-67	206	\$104,000.00	Greg Kraft	T36	68-75-71	214	\$9,650.00
Jonathan Kaye	6	71-68-68	207	\$72,000.00	Neal Lancaster	T36	71-73-70	214	\$9,650.00
Rick Fehr	T7	72-70-66	208	\$64,500.00	Frank Lickliter	T36	72-70-72	214	\$9,650.00
Kirk Triplett	T7	69-70-69	208	\$64,500.00	Jerry Kelly	T42	71-74-70	215	\$6,631.12
Mark Calcavecchia	T9	72-69-68	209	\$44,750.00	Ronnie Black	T42	72-69-74	215	\$6,631.11
Russ Cochran	T9	64-72-73	209	\$44,750.00	Phil Blackmar	T42	73-68-74	215	\$6,631.11
Jeff Gallagher	T9	69-72-68	209	\$44,750.00	Eric Booker	T42	69-75-71	215	\$6,631.11
Nolan Henke	T9	66-73-70	209	\$44,750.00	Michael Bradley ..	T42	71-69-75	215	\$6,631.11
Mike Hulbert	T9	70-68-71	209	\$44,750.00	Bob Friend	T42	71-73-71	215	\$6,631.11
Len Mattiace	T9	69-72-68	209	\$44,750.00	David Peoples	T42	72-72-71	215	\$6,631.11
Blaine McCallister	T9	72-67-70	209	\$44,750.00	Dicky Pride	T42	67-72-76	215	\$6,631.11
Kevin Wentworth ..	T9	69-71-69	209	\$44,750.00	Mike Standly	T42	72-72-71	215	\$6,631.11
Brad Faxon	T17	69-74-67	210	\$29,000.00	Robert Allenby	T51	72-73-71	216	\$4,647.28
Dan Forsman	T17	71-67-72	210	\$29,000.00	Brandt Jobe	T51	71-74-71	216	\$4,647.28
Deane Pappas	T17	68-75-67	210	\$29,000.00	Billy Mayfair	T51	71-74-71	216	\$4,647.28
Jay Williamson	T17	71-73-66	210	\$29,000.00	Olin Browne	T51	71-71-74	216	\$4,647.27
Greg Chalmers	T21	72-69-70	211	\$23,200.00	Joe Durant	T51	71-73-72	216	\$4,647.27
John Elliott	T21	68-77-66	211	\$23,200.00	Steve Flesch	T51	72-72-72	216	\$4,647.27
Doug Dunakey	T23	69-75-68	212	\$16,857.15	Kelly Gibson	T51	72-72-72	216	\$4,647.27
Franklin Langham	T23	70-72-70	212	\$16,857.15	J.P. Hayes	T51	70-73-73	216	\$4,647.27
Jim Carter	T23	71-70-71	212	\$16,857.14	P.H. Horgan III	T51	74-71-71	216	\$4,647.27
Trevor Dodds	T23	71-69-72	212	\$16,857.14	Sean Murphy	T51	70-72-74	216	\$4,647.27
Jimmy Green	T23	74-68-70	212	\$16,857.14	Kevin Sutherland	T51	73-71-72	216	\$4,647.27
J.L. Lewis	T23	73-69-70	212	\$16,857.14	Craig Barlow	T62	70-75-72	217	\$4,300.00
Tom Scherrer	T23	71-71-70	212	\$16,857.14	Jim Gallagher, Jr.	T62	69-71-77	217	\$4,300.00
David Gossett	T23	68-74-70	212	Amateur	Gabriel Hjertstedt	T62	71-71-75	217	\$4,300.00
Briny Baird	T31	73-71-69	213	\$12,420.00	Brett Quigley	T62	71-72-74	217	\$4,300.00
Cameron Beckman	T31	71-71-71	213	\$12,420.00	Woody Austin	T66	74-71-73	218	\$4,160.00
Tom Byrum	T31	68-72-73	213	\$12,420.00	Bradley Hughes	T66	71-74-73	218	\$4,160.00
Bill Glasson	T31	72-69-72	213	\$12,420.00	Jeff Street	T66	68-77-73	218	\$4,160.00
Mike Sposa	T31	70-74-69	213	\$12,420.00					

The following players did not finish (C=cut, W=withdrew, D=disqualified)

C—143- Ed Dougherty. 144- Andy Bean. 145- Bob Burns, Robin Freeman, Ted Purdy, Mike Springer. 146- Harrison Frazar, Scott McCarron, Katsumasa Miyamoto, Joe Ogilvie, Dave Stockton, Jr., Richard Zokol. 147- Mark Brooks, R.W. Eaks, Frank Nobilo, Tom Purtzer, Charles Raulerson, Gene Sauers, Chris Smith. 148- Doug Barron, Pete Jordan, Doug Martin, Pete Mathews, Scott Simpson, Phil Tataurangi. 149- Michael Burke, Jr., Chris Couch, Clark Dennis, Kent Jones, Sandy Lyle, Spike McRoy, Tom Pernice, Jr., Grant Waite, Charles Warren. 150- Ed Fiori, Paul Goydos, Clay Homan, Tim Loutalot. 151- Chip Beck, Mike Brisky, Wayne Levi, Andrew Magee, Larry Rinker, Willie Wood. 152- Steve Jurgensen, Lee Rinker, David Sutherland, Mark Wiebe. 153- David Seawell, Bo Van Pelt. 154- Ty Armstrong, Rett Crowder, David Ogrin. 155- Alan Bratton, John Harless. 157- Geoffrey Sisk. 164- V.J. Trolio. W—74- Ben Bates. 75- Brian Gay. 76- Jeff Brehaut, Clarence Rose. 78- Mark Carnevale, Skip Kendall. D—73-Lee Porter.

SOUTHERN FARM BUREAU CLASSIC



TOURNAMENT HISTORY

Year	Winner	Score	Runner-up	Score	Location	Par/Yards
MAGNOLIA STATE CLASSIC						
1968	*B.R. McLendon	269	Pete Fleming	269	Hattiesburg CC, Hattiesburg, MS	70/6280
1969	Larry Mowry	272	Larry Hinson Alvin Odom	273	Hattiesburg CC, Hattiesburg, MS	70/6280
1970	Chris Blocker	271	Roy Pace Martin Roesink	272	Hattiesburg CC, Hattiesburg, MS	70/6280
1971	Roy Pace	270	Jack Lewis, Jr.	271	Hattiesburg CC, Hattiesburg, MS	70/6280
1972	Mike Morley	269	Rick Rhoads	272	Hattiesburg CC, Hattiesburg, MS	70/6280
1973	Dwight Nevil	268	Bert Greene	271	Hattiesburg CC, Hattiesburg, MS	70/6280
1974	-Dwight Nevil	133	Bunky Henry Gil Morgan	135	Hattiesburg CC, Hattiesburg, MS	70/6280
1975	Bob Wynn	270	Mike Morley	272	Hattiesburg CC, Hattiesburg, MS	70/6280
1976	Dennis Meyer	271	Artie McNickle Tom Purtzer	273	Hattiesburg CC, Hattiesburg, MS	70/6280
1977	Mike McCullough	269	Orville Moody Gary Groh	272	Hattiesburg CC, Hattiesburg, MS	70/6280
1978	Craig Stadler	268	Bob Eastwood Bruce Fleisher	269	Hattiesburg CC, Hattiesburg, MS	70/6280
1979	*Bobby Walzel	272	Buddy Gardner	272	Hattiesburg CC, Hattiesburg, MS	70/6280
1980	-Roger Maltbie	65	Lee Carter	66	Hattiesburg CC, Hattiesburg, MS	70/6280
1981	*Tom Jones	268	Mike Smith	268	Hattiesburg CC, Hattiesburg, MS	70/6280
1982	Payne Stewart	270	Jay Cudd Bruce Douglass	273	Hattiesburg CC, Hattiesburg, MS	70/6280
1983	-Russ Cochran	203	Sammy Rachels	205	Hattiesburg CC, Hattiesburg, MS	70/6280
1984	~*Lance Ten Broeck	201	Mike Smith	201	Hattiesburg CC, Hattiesburg, MS	70/6280
1985	~*Jim Gallagher, Jr.	131	Paul Azinger	131	Hattiesburg CC, Hattiesburg, MS	70/6280
DEPOSIT GUARANTY GOLF CLASSIC						
1986	Dan Halldorson	263	Paul Azinger	265	Hattiesburg CC, Hattiesburg, MS	70/6594
1987	David Ogrin	267	Nick Faldo	268	Hattiesburg CC, Hattiesburg, MS	70/6594
1988	Frank Conner	267	Brian Mogg	272	Hattiesburg CC, Hattiesburg, MS	70/6594
1989	~*Jim Booros	199	Mike Donald	199	Hattiesburg CC, Hattiesburg, MS	70/6594
1990	Gene Sauers	268	Jack Ferenz	270	Hattiesburg CC, Hattiesburg, MS	70/6594
1991	*Larry Silveira	266	Russ Cochran Mike Nicolette	266	Hattiesburg CC, Hattiesburg, MS	70/6594
1992	Richard Zokol	267	Mike Donald Bob Eastwood Mike Nicolette Greg Twiggs	268	Hattiesburg CC, Hattiesburg, MS	70/6594
1993	Greg Kraft	267	Morris Hatafsky Tad Rhyan	268	Hattiesburg CC, Hattiesburg, MS	70/6594
1994	~*Brian Henninger	135	Mike Sullivan	135	Annandale GC, Madison, MS	72/7157
1995	Ed Dougherty	272	Gil Morgan	274	Annandale GC, Madison, MS	72/7157
1996	Willie Wood	268	Kirk Triplett	269	Annandale GC, Madison, MS	72/7157
1997	Billy Ray Brown	271	Mike Standly	272	Annandale GC, Madison, MS	72/7157
1998	Fred Funk	270	Paul Goydos Franklin Langham Tim Loustalot	272	Annandale GC, Madison, MS	72/7157
SOUTHERN FARM BUREAU CLASSIC						
1999	Brian Henninger	202	Chris DiMarco	205	Annandale GC, Madison, MS	72/7157
(The tournament was shortened to 54 holes due to the death of Payne Stewart)						

NOTE: Tournament Players Series (TPS) event 1983-1985
1994 first year as official event

Tournament Record: 268—Willie Wood, 1996
Current Course Record: 61—Keith Clearwater, 1996
KEY: * = Playoff ~ = Weather-shortened

1999 THE TOUR CHAMPIONSHIP PRESENTED BY SOUTHERN COMPANY



Champions Golf Club (Cypress Creek), Houston, TX
Par: 36-35-71 Yards: 7,220

Purse: \$5,000,000
October 28-31, 1999

LEADERS: First Round – Davis Love III shot 7-under-par 64 to lead Carlos Franco by one stroke. (*First 27 holes* – Love, at 7-under-par 99, led by one stroke over Tiger Woods.) **Second Round** – Woods and Love, at 9-under-par 133, led by one over Chris Perry. **Third Round** (*Second 27 holes*) – Woods, at 13-under-par 200, led by three strokes over Perry.

CUT: There was no cut; all 29 starters completed 72 holes.

PRO-AM: The pro-am competition was canceled in the wake of Payne Stewart's death on Monday.

WEATHER: Beautiful Thursday, with high temperatures in the low 80s. Periods of heavy rain interspersed with sun on Saturday. The third round was played under lift, clean and place rules. The temperature dropped from 84 degrees to 66 in less than an hour as a cold front moved in. Beautiful early Sunday, turning partly cloudy in the afternoon.



[NOTE: There was no play on Friday due to the Payne Stewart memorial service. On Thursday the field played 27 holes, with the rotation of play being back nine, front nine, back nine. On Saturday 27 holes were also played, the rotation was front nine, back nine, front nine. Sunday's final round was 18 holes as scheduled.]

Winner: Tiger Woods 67-66-67-69 269 \$900,000.00

Davis Love III	2	64-69-73-67	273	\$540,000.00
Brent Geiberger	3	68-69-68-69	274	\$345,000.00
Chris Perry	4	70-64-69-72	275	\$240,000.00
Fred Funk	T5	66-70-71-69	276	\$177,500.00
John Huston	T5	68-71-69-68	276	\$177,500.00
Jeff Sluman	T5	69-70-69-68	276	\$177,500.00
Duffy Waldorf	T5	66-74-66-70	276	\$177,500.00
Vijay Singh	T9	74-68-70-65	277	\$142,333.34
Tim Herron	T9	66-72-71-68	277	\$142,333.33
Hal Sutton	T9	72-70-64-71	277	\$142,333.33
Justin Leonard	T12	67-73-69-70	279	\$122,000.00
Steve Pate	T12	67-69-69-74	279	\$122,000.00
David Toms	T12	73-68-67-71	279	\$122,000.00
Notah Begay III	T15	70-69-71-70	280	\$103,200.00
David Duval	T15	70-71-67-72	280	\$103,200.00
Carlos Franco	T15	65-72-71-72	280	\$103,200.00
Jim Furyk	T15	69-72-72-67	280	\$103,200.00
Tom Lehman	T15	72-67-68-73	280	\$103,200.00
Jeff Maggert	20	73-72-64-72	281	\$96,000.00
Phil Mickelson	T21	73-68-70-71	282	\$91,000.00
Nick Price	T21	70-66-72-74	282	\$91,000.00
Loren Roberts	T21	73-72-68-69	282	\$91,000.00
Ted Tryba	T21	70-70-69-73	282	\$91,000.00
Bob Estes	25	70-70-75-68	283	\$86,000.00
Stuart Appleby	T26	72-69-70-74	285	\$83,000.00
Ernie Els	T26	68-71-75-71	285	\$83,000.00
Mike Weir	T26	76-73-68-68	285	\$83,000.00
Dennis Paulson	29	72-70-69-76	287	\$81,000.00

THE TOUR CHAMPIONSHIP



TOURNAMENT HISTORY

Year	Winner	Score	Runner-up	Score	Location	Par/Yards
NABISCO CHAMPIONSHIPS OF GOLF						
1987	Tom Watson	268	Chip Beck	270	Oak Hills CC, San Antonio, TX	70/6576
NABISCO GOLF CHAMPIONSHIPS						
1988	*Curtis Strange	279	Tom Kite	279	Pebble Beach GL, Monterey Peninsula, CA	72/6815
	(won playoff with birdie on second extra hole)					
NABISCO CHAMPIONSHIPS						
1989	*Tom Kite	276	Payne Stewart	276	Harbour Town GL, Hilton Head, SC	71/6657
	(won playoff with par on second extra hole)					
1990	*Jodie Mudd	273	Billy Mayfair	273	Champions GC, Houston, TX	71/7187
	(won playoff with birdie on first extra hole)					
THE TOUR CHAMPIONSHIP						
1991	*Craig Stadler	279	Russ Cochran	279	Pinehurst No. 2, Pinehurst, NC	71/7005
	(won playoff with birdie on second extra hole)					
1992	Paul Azinger	276	Lee Janzen	279	Pinehurst No. 2, Pinehurst, NC	71/7005
			Corey Pavin			
1993	Jim Gallagher, Jr.	277	David Frost	278	The Olympic Club, San Francisco, CA	71/6812
			John Huston			
			Greg Norman			
			Scott Simpson			
1994	*Mark McCumber	274	Fuzzy Zoeller	274	The Olympic Club, San Francisco, CA	71/6812
	(won playoff with birdie on first extra hole)					
1995	Billy Mayfair	280	Steve Elkington	283	Southern Hills CC, Tulsa, OK	70/6834
			Corey Pavin			
1996	Tom Lehman	268	Brad Faxon	274	Southern Hills CC, Tulsa, OK	70/6834
1997	David Duval	273	Jim Furyk	274	Champions GC, Houston, TX	71/7200
1998	*Hal Sutton	274	Vijay Singh	274	East Lake GC, Atlanta, GA	70/6980
	(won playoff with birdie on first extra hole)					
1999	Tiger Woods	269	Davis Love III	273	Champions GC, Houston, TX	71/7220

NOTE: Each year, the top 30 PGA TOUR members on the official money list compete at the season-ending TOUR Championship.

Tournament Record:	268—Tom Watson, 1987 (Oak Hills CC); Tom Lehman, 1996 (Southern Hills CC)
Tournament 18-Hole Record:	63—Wayne Levi, 1989 (Harbour Town GL); Wayne Levi, 1990 (Champions GC); Jim Gallagher, Jr., 1993 (Olympic Club); Vijay Singh, 1998 (East Lake GC)

KEY: * = Playoff

1999 WORLD GOLF CHAMPIONSHIPS- AMERICAN EXPRESS CHAMPIONSHIP



Valderrama GC, Sotogrande, Andalucia, Spain
Par: 35-36-71 Yards: 6,830

Purse: \$5,000,000
November 4-7, 1999

LEADERS: First Round – Vijay Singh (Fiji) opened with a 4-under-par 67. Jim Furyk (USA) trailed by one stroke, while Mark James (England), Bob Estes (USA), Phil Mickelson (USA), Nick Price (Zimbabwe) and Scott Hoch (USA) were two back. **Second Round** – Chris Perry (USA) and Tim Herron (USA) shared the lead at 5-under-par 137. Justin Leonard (USA) and Singh were one stroke back. **Third Round** – Perry and Miguel Angel Jimenez (Spain) shared the lead at 4-under-par 209. Hal Sutton (USA), Tiger Woods (USA), Leonard, Price and Tom Lehman (USA) trailed by one stroke. David Toms (USA), Jose Maria Olazabal (Spain), Lee Westwood (England), Stewart Cink (USA) and Hoch were two strokes back.



CUT: There was no cut; 61 of 62 starters completed 72 holes.

WEATHER: Overcast, cool and blustery Thursday, with winds off the Mediterranean Sea. Warmer Friday and Saturday, with winds blowing from the opposite direction on Saturday. Beautiful Sunday, with winds gusty at time.

Winner: Tiger Woods 71-69-70-68 278 \$1,000,000.00

(Won playoff with birdie-3 on first extra hole)

Miguel A. Jimenez	2	72-68-69-69	278	\$400,000.00	Jean Van De Velde	T30	72-73-70-76	291	\$37,750.00
Dudley Hart	3	75-68-70-70	283	\$300,000.00	Mike Weir	T30	73-68-72-78	291	\$37,750.00
Nick Price	T4	69-71-70-74	284	\$176,666.67	Steve Elkington	T34	74-72-71-75	292	\$36,000.00
Lee Westwood	T4	73-67-71-73	284	\$176,666.67	John Huston	T34	72-74-72-74	292	\$36,000.00
Stewart Cink	T4	75-65-71-73	284	\$176,666.66	Jeff Sluman	T34	77-70-69-76	292	\$36,000.00
Fred Funk	T7	71-68-74-72	285	\$135,000.00	Paul Lawrie	T37	76-68-76-73	293	\$34,500.00
Sergio Garcia	T7	74-69-69-73	285	\$135,000.00	Rodney Pampling	T37	71-74-69-79	293	\$34,500.00
Scott Hoch	T7	69-70-72-74	285	\$135,000.00	Bob Tway	T37	75-72-71-75	293	\$34,500.00
Chris Perry	T7	70-67-72-76	285	\$135,000.00	Darren Clarke	T40	79-67-71-78	295	\$32,250.00
Bob Estes	T11	69-72-72-73	286	\$93,000.00	Ernie Els	T40	74-75-71-75	295	\$32,250.00
Jim Furyk	T11	68-73-71-74	286	\$93,000.00	Phil Mickelson	T40	69-71-77-78	295	\$32,250.00
Justin Leonard	T11	71-67-72-76	286	\$93,000.00	Naomichi Joe Ozaki	T40	76-71-69-79	295	\$32,250.00
Jose Maria Olazabal	T11	73-69-69-75	286	\$93,000.00	Loren Roberts	T40	72-72-71-80	295	\$32,250.00
David Toms	T11	72-68-71-75	286	\$93,000.00	Duffy Waldorf	T40	74-77-73-71	295	\$32,250.00
Tim Herron	T16	71-66-75-75	287	\$70,000.00	Notah Begay III	T46	77-71-73-75	296	\$30,250.00
Davis Love III	T16	74-70-73-70	287	\$70,000.00	Steve Pate	T46	72-74-72-78	296	\$30,250.00
Vijay Singh	T16	67-71-75-74	287	\$70,000.00	Scott Dunlap	T48	74-71-75-77	297	\$28,500.00
Hal Sutton	19	75-66-69-78	288	\$62,000.00	Carlos Franco	T48	75-73-74-75	297	\$28,500.00
Bob May	T20	77-69-74-69	289	\$52,800.00	Bernhard Langer	T48	71-70-80-76	297	\$28,500.00
Colin Montgomerie	T20	70-72-72-75	289	\$52,800.00	Jeff Maggert	T48	70-74-79-74	297	\$28,500.00
Craig Parry	T20	72-73-71-73	289	\$52,800.00	Ted Tryba	T48	77-71-70-79	297	\$28,500.00
Dennis Paulson	T20	76-71-68-74	289	\$52,800.00	Kazuhiko Hosokawa	T53	73-73-72-80	298	\$27,125.00
Jarmo Sandelin	T20	70-74-75-70	289	\$52,800.00	Robert Karlsson	T53	74-68-74-82	298	\$27,125.00
Angel Cabrera	T25	74-74-70-72	290	\$41,750.00	Alexander Cejka	T55	79-76-72-72	299	\$26,500.00
Retief Goosen	T25	75-69-74-72	290	\$41,750.00	Brent Geiberger	T55	75-71-68-85	299	\$26,500.00
Mark James	T25	69-70-74-77	290	\$41,750.00	Brian Watts	T55	75-74-79-71	299	\$26,500.00
Tom Lehman	T25	72-67-71-80	290	\$41,750.00	Craig A. Spence	58	72-73-75-80	300	\$26,000.00
Jarrod Moseley	T25	76-69-72-73	290	\$41,750.00	Thomas Bjorn	T59	72-81-74-77	304	\$25,625.00
Stuart Appleby	T30	76-66-74-75	291	\$37,750.00	David Frost	T59	76-73-74-81	304	\$25,625.00
Padraig Harrington	T30	76-74-70-71	291	\$37,750.00	Richard Kaplan	61	78-75-73-80	306	\$25,250.00

The following player did not finish (C=cut, W=withdrew, D=disqualified)

D—226- Glen Day.

TOURNAMENT HISTORY

Year	Winner	Score	Runner-up	Score	Location	Par/Yards
1999	*Tiger Woods	278	Miguel A. Jimenez	278	Valderrama CC, Andalucia, Spain	71/6830

* = playoff

1999 FRANKLIN TEMPLETON SHARK SHOOTOUT



Sherwood CC, Thousand Oaks, CA
Par 36-36-72 Yards: 7,025

Purse: \$1,500,000
November 12-14, 1999

Round #1 format: Alternate Shot
Round #2 format: Best Ball
Round #3 format: Scramble

LEADERS: First Round—Fred Couples and David Duval, at 11-under-par 61, led three teams by five strokes.
Second Round—Couples and Duval increased their lead to six strokes after a 10-under-par 62, which gave them a 21-under-par 123 total. Scott McCarron and Scott Hoch were at 15-under-par 129.

WEATHER: Sunny with temperatures in the low 80s each day.

Winners: Fred Couples/David Duval 61-62-61 184 \$175,000.00 each

2.	Scott McCarron/Scott Hoch	66-63-61	190	\$100,000.00 each
3.	Peter Jacobsen/John Cook	66-64-61	191	\$68,750.00 each
4.	Andrew Magee/Jay Haas	66-64-62	192	\$55,000.00 each
5.	Greg Norman/Steve Elkington	69-64-60	193	\$52,000.00 each
6.	Brad Faxon/Jeff Sluman	67-64-63	194	\$49,500.00 each
7.	Chip Beck/John Daly	71-65-59	195	\$47,000.00 each
8.	Carlos Franco/Olin Browne	72-64-60	196	\$44,500.00 each
T9.	Corey Pavin/Steve Pate	71-66-60	197	\$41,000.00 each
T9.	Duffy Waldorf/Glen Day	70-69-58	197	\$41,000.00 each
11.	Craig Stadler/Tom Kite	74-69-63	206	\$39,000.00 each
12.	Ben Crenshaw/Bruce Lietzke	75-70-64	209	\$37,500.00 each

TOURNAMENT HISTORY

Year	Winner	Score	Runners-up	Score	Location	Par/Yards
RMCC INVITATIONAL						
1989	Curtis Strange/ Mark O'Meara	190	Tom Weiskopf/ Lanny Wadkins Bernhard Langer/ John Mahaffey	196	Sherwood CC Thousand Oaks, CA	72/7025
1990	Raymond Floyd/ Fred Couples	182	Peter Jacobsen/ Arnold Palmer	187	Sherwood CC Thousand Oaks, CA	72/7025
SHARK SHOOTOUT BENEFITING RMCC						
1991	Tom Purtzer/ Lanny Wadkins	189	Greg Norman/ Jack Nicklaus	193	Sherwood CC Thousand Oaks, CA	72/7025
FRANKLIN FUNDS SHARK SHOOTOUT						
1992	Davis Love III/ Tom Kite	191	Fred Couples/ Raymond Floyd Nick Price/ Billy Ray Brown Hale Irwin/ Bruce Lietzke	192	Sherwood CC Thousand Oaks, CA	72/7025
1993	Steve Elkington/ Raymond Floyd	188	Hale Irwin/ Bruce Lietzke Mark O'Meara/ Curtis Strange Mark Calcavecchia/ Brad Faxon Tom Kite/ Davis Love III	189	Sherwood CC Thousand Oaks, CA	72/7025

FRANKLIN TEMPLETON SHARK SHOOTOUT



TOURNAMENT HISTORY

Year	Winner	Score	Runners-up	Score	Location	Par/Yards
1994	Fred Couples/ Brad Faxon	190	Curtis Strange/ Mark O'Meara	192	Sherwood CC Thousand Oaks, CA	72/7025
FRANKLIN TEMPLETON SHARK SHOOTOUT						
1995	Mark Calcavecchia/ Steve Elkington	184	Lee Janzen/ Chip Beck	185	Sherwood CC Thousand Oaks, CA	72/7025
1996	Jay Haas/ Tom Kite	187	Craig Stadler/ Lanny Wadkins Hale Irwin/ Lee Janzen	189	Sherwood CC Thousand Oaks, CA	72/7025
1997	Scott McCarron/ Bruce Lietzke	186	David Duval/ Scott Hoch	188	Sherwood CC Thousand Oaks, CA	72/7025
1998	*Steve Elkington/ Greg Norman	189	John Cook/ Peter Jacobsen	189	Sherwood CC Thousand Oaks, CA	72/7025
1999	Fred Couples/ David Duval	184	Scott McCarren/ Scott Hoch	190	Sherwood CC Thousand Oaks, CA	72/7025

Tournament Record: 182—Raymond Floyd/Fred Couples (1990)
 18-Hole Record: 55—Greg Norman/Nick Price (1993), John Cook/Peter Jacobsen (1998)

KEY: * = Playoff

1999 WENDY'S THREE- TOUR CHALLENGE



Reflection Bay Golf Club
Lake Las Vegas Resort
Henderson, NV

Purse: \$651,000
November 15-16, 1999

PLAYER SCORING

Player	Front-Nine Points	Back-Nine Points	Total Points
Hale Irwin	9.5	10	19.5
Tom Watson	12	13	25
Jack Nicklaus	9.5	9	18.5
Lee Janzen	9	7.5	16.5
Tom Lehman	7.5	8	15.5
Justin Leonard	8	10	18
Karrie Webb	8.5	9.5	18
Dottie Pepper	7.5	6	13.5
Juli Inkster	9.5	8	17.5

TOUR TOTALS

Tour	Front-Nine Points	Back-Nine Points	Total Points
SENIOR PGA TOUR	31	32	63
PGA TOUR	24.5	25.5	50
LPGA	25.5	23.5	49

TOURNAMENT HISTORY

Year	Winner	Location
1992	LPGA Tour (Nancy Lopez, Dottie Pepper, Patty Sheehan)	New Albany CC (New Albany, OH)
1993	SENIOR PGA TOUR (Raymond Floyd, Jack Nicklaus, Chi Chi Rodriguez)	Colleton River Plantation (Hilton Head, SC)
1994	PGA TOUR (Paul Azinger, Fred Couples, Greg Norman)	PGA West/Nicklaus Resort Course (La Quinta, CA)
1995	SENIOR PGA TOUR (Raymond Floyd, Hale Irwin, Jack Nicklaus)	Muirfield Village GC (Dublin, OH)
1996	PGA TOUR (Fred Couples, Davis Love III, Payne Stewart)	SouthShore GC/Lake Las Vegas Resort (Henderson, NV)
1997	PGA TOUR (Fred Couples, Tom Lehman, Phil Mickelson)	SouthShore GC/Lake Las Vegas Resort (Henderson, NV)
1998	SENIOR PGA TOUR (Hale Irwin, Gil Morgan, Larry Nelson)	Reflection Bay GC/Lake Las Vegas Resort (Henderson, NV)
1999	SENIOR PGA TOUR (Hale Irwin, Jack Nicklaus, Tom Watson)	Reflection Bay GC/Lake Las Vegas Resort (Henderson, NV)

Victories by Tour

SENIOR PGA TOUR - 4
PGA TOUR - 3
LPGA - 1

1999 WORLD CUP OF GOLF



Mines Resort & Golf Club, Kuala Lumpur, Malaysia
Par: 35-36—71 Yards: 6,807

Purse: \$1,500,000
Nov. 18-21, 1999

TEAM LEADERS: First Round — Japan, with a 7-under-par 65 from Mamoru Osani and a 70 from Mitsuo Harada, led by four strokes over the team of Philip Price and David Park of Wales. **Second Round** — The Spanish team of Santiago Luna and Miguel Angel Martin, at 12-under-par 272, led by one stroke over Tiger Woods and Mark O'Meara of the United States. **Third Round** — Woods and O'Meara took a commanding seven-stroke lead at 23-under-par 403. Spain was in second place at 16-under-par 410.

INTERNATIONAL TROPHY (INDIVIDUAL) LEADERS: First Round — Mamoru Osanai of Japan, with a 6-under-par 65, led by two strokes over Tiger Woods of the United States. **Second Round** — Woods (USA), Phillip Price (Wales) and Miguel Angel Martin (Spain) shared the lead at 7-under-par 135. Frank Nobilo (New Zealand) and Santiago Luna (Spain) were two strokes back. **Third Round** — Woods, after an 8-under-par 63, was at 15-under-par 198. He led by five strokes over Price.

WEATHER: Overcast, hot and humid each day.

Winner:		UNITED STATES — 545 (-23)			
		Tiger Woods	67-68-63-65	263 (-21)	\$200,000
		Mark O'Meara	73-65-67-77	282 (-2)	\$200,000
2	SPAIN - 550 (-18)				
	Santiago Luna	71-66-68-72	277 (-7)		\$100,000
	Miguel Angel Martin	69-66-70-68	273 (-11)		\$100,000
3	IRELAND - 554 (-14)				
	Padraig Harrington	71-68-70-67	276 (-8)		\$62,500
	Paul McGinley	70-71-69-68	278 (-6)		\$62,500
4	ARGENTINA - 555 (-13)				
	Eduardo Romero	72-68-70-72	282 (-2)		\$50,000
	Angel Cabrera	69-69-68-67	273 (-11)		\$50,000
5	SWEDEN - 556 (-12)				
	Jarmo Sandelin	74-65-71-69	279 (-5)		\$40,000
	Patrik Sjolund	72-66-69-70	277 (-7)		\$40,000
6	ENGLAND - 558 (-10)				
	Mark James	71-67-71-68	277 (-7)		\$30,000
	Peter Baker	71-70-70-70	281 (-3)		\$30,000
T7	JAPAN - 562 (-6)				
	Mamoru Osanai	65-76-67-65	273 (-11)		\$19,250
	Mitsuo Harada	70-73-74-72	289 (+5)		\$19,250
T7	ZIMBABWE - 562 (-6)				
	Mark McNulty	73-73-71-69	286 (+2)		\$19,250
	Tony Johnstone	68-70-68-70	276 (-8)		\$19,250
9	WALES - 563 (-5)				
	Phillip Price	68-67-68-73	276 (-8)		\$14,000
	David Park	71-7275-69	287 (+3)		\$14,000
10	NEW ZEALAND - 564 (-4)				
	Frank Nobilo	69-68-68-67	272 (-12)		\$12,000
	Stephen Scahill	77-70-76-69	292 (+8)		\$12,000
11	SOUTH AFRICA - 566 (-2)				
	David Frost	71-69-68-69	277 (-7)		\$10,000
	Richard Kaplan	74-71-70-74	289 (+5)		\$10,000
12	KOREA - 567 (-1)				
	Wan-Tae Kim	81-69-74-68	292 (+8)		\$8,500
	Wook-Soon Kang	69-70-68-68	275 (-9)		\$8,500
T13	DENMARK - 568 (E)				
	Anders Hansen	73-75-70-69	287 (+3)		\$7,000
	Soren Kjeldsen	68-73-72-68	281 (-3)		\$7,000
T13	MEXICO - 568 (E)				
	Rafael Alarcon	72-69-71-72	284 (E)		\$7,000
	Jose Gonzalez	72-75-68-69	284 (E)		\$7,000

WORLD CUP OF GOLF



15	SCOTLAND - 571 (+3)			
	Colin Montgomerie	70-73-70-72	285 (+1)	\$5,500
	Dean Robertson	75-69-70-72	286 (+2)	\$5,500
16	AUSTRALIA - 573 (+5)			
	Terry Price	75-74-70-68	287 (+3)	\$5,000
	Paul Gow	72-72-71-71	286 (+2)	\$5,000
17	MYAMAR - 574 (+6)			
	Kyi Hla Han	75-68-67-71	281 (-3)	\$4,500
	Soe Kyaw Naing	74-73-75-71	293 (+9)	\$4,500
18	PHILIPPINES - 575 (+7)			
	Marciana Pucay	72-77-73-68	290 (+6)	\$4,400
	Felix Casas	72-69-73-71	285 (+1)	\$4,400
T19	HOLLAND - 576 (+8)			
	Joost Steenkamer	80-73-69-69	291 (+7)	\$4,250
	Maarten Lafeber	75-70-69-71	285 (+1)	\$4,250
T19	COLUMBIA - 576 (+8)			
	Jesus Amaya	73-73-73-66	285 (+1)	\$4,250
	Gustavo Mendoza	74-73-75-69	291 (+7)	\$4,250
21	FRANCE - 582 (+14)			
	Jean Francois Remesy	72-76-69-72	289 (+5)	\$4,100
	Marc Farry	75-70-77-71	293 (+9)	\$4,100
22	CANADA - 583 (+15)			
	Ray Stewart	76-74-70-76	296 (+12)	\$4,000
	Arden Knoll	72-72-70-73	287 (+3)	\$4,000
23	PARAGUAY - 584 (+16)			
	Raul Fretes	76-76-71-71	294 (+10)	\$3,900
	Pedro Rodolfo Martinez	72-74-74-70	290 (+6)	\$3,900
T24	SWITZERLAND - 585 (+17)			
	Steve Rey	77-73-74-74	298 (+14)	\$3,750
	Carlos Duran	72-71-71-73	287 (+3)	\$3,750
T24	GERMANY - 585 (+17)			
	Sven Struver	71-72-71-70	284 (E)	\$3,750
	Heinz Peter Thul	72-79-75-75	301 (+17)	\$3,750
T26	ITALY - 586 (+18)			
	Emanuele Canonica	77-75-71-74	297 (+13)	\$3,550
	Costantino Rocca	73-71-76-69	289 (+5)	\$3,550
T26	MALAYSIA - 586 (+18)			
	Marimuthu Ramayah	70-76-74-68	288 (+4)	\$3,550
	Periasamy Gunasagaran	76-75-73-74	298 (+14)	\$3,550
28	FINLAND - 592 (+24)			
	Mika Lehtinen	70-78-72-67	287 (+3)	\$3,400
	Kim Wiik	76-72-81-76	305 (+21)	\$3,400
29	PUERTO RICO - 593 (+25)			
	Rafael Castrillo	74-74-72-78	298 (+14)	\$3,300
	Wilfredo Morales	74-76-71-74	295 (+11)	\$3,300
30	CHINESE TAIPEI - 594 (+26)			
	Chi-Huang Tsai	76-73-69-76	294 (+10)	\$3,200
	Liang-Hsi Chen	79-69-72-80	300 (+16)	\$3,200
31	CHILE - 595 (+27)			
	Guillermo Encina	79-72-73-74	298 (+14)	\$3,100
	Roy MacKenzie	77-71-73-76	297 (+13)	\$3,100
32	JAMAICA - 615 (+47)			
	Peter Horrobin	74-68-74-72	288 (+4)	\$3,000
	Ralph Campbell	74-87-82-84	327 (+43)	\$3,000

INTERNATIONAL TROPHY

1	Tiger Woods (USA)	67-68-63-65	263	\$100,000
2	Frank Nobilo (New Zealand)	69-68-68-67	272	\$ 50,000
3	Mamoru Osanai (Japan)	65-76-67-65	273	\$ 16,667
	Angel Cabrera (Argentina)	69-69-68-67	273	\$ 16,667
	Miguel Angel Martin (Spain)	69-66-70-68	273	\$ 16,667

1999 PGA TOUR QUALIFYING TOURNAMENT



Doral Golf Resort and Spa
Gold Course
Par: 35-35 — 70 Yards: 6602
Silver Course
Par: 35-35 — 70 Yards: 6557

Purse: \$1,289,500
November 17-22, 1999

Approximately 1100 applications were received, with 13 first-stage regionals and six second-stage regionals held to reduce the field to 169 players for the final qualifying stage, which was six rounds with no cut.

The top 35 players and ties (a total of 40) received their PGA TOUR cards for 2000. The next 49 finishers earned fully exempt BUY.COM TOUR cards for 2000 and the balance of the field earned conditional BUY.COM TOUR status for 2000.

The following players earned their 2000 PGA TOUR membership:

Winner: Blaine McCallister 70-69-68-66-61-67 401 \$50,000.00

Ben Bates	T2	66-70-70-64-68-65	403	\$31,500.00
Neal Lancaster	T2	70-69-67-65-65-67	403	\$31,500.00
Sean Murphy	T2	70-68-68-63-64-70	403	\$31,500.00
David Peoples	T2	67-69-67-68-65-67	403	\$31,500.00
Jay Williamson	T2	67-69-69-65-69-64	403	\$31,500.00
Robin Freeman	T7	70-67-65-66-69-67	404	\$25,000.00
Jerry Smith	T7	67-71-66-65-67-68	404	\$25,000.00
Craig A. Spence ...	T7	67-68-67-67-66-69	404	\$25,000.00
Michael Clark II ...	T10	69-66-70-63-68-69	405	\$25,000.00
Brian Gay	T10	68-68-68-67-66-68	405	\$25,000.00
Steve Hart	T12	65-70-71-67-66-67	406	\$25,000.00
Pete Jordan	T12	67-70-69-67-64-69	406	\$25,000.00
Bob May	T12	67-70-70-66-67-66	406	\$25,000.00
Gary Nicklaus	T12	68-66-71-68-70-63	406	\$25,000.00
Rick Fehr	T16	68-68-68-69-67-67	407	\$25,000.00
David Morland, IV	T16	68-70-67-70-65-67	407	\$25,000.00
John Rollins	T16	67-67-73-66-72-62	407	\$25,000.00
Jeff Brehaut	T19	68-68-68-65-69-70	408	\$25,000.00
Bobby Cochran ...	T19	66-67-71-66-69-69	408	\$25,000.00
Jimmy Green	T19	73-68-68-66-66-67	408	\$25,000.00
Keith Nolan	T19	63-70-70-67-67-71	408	\$25,000.00
Cameron Beckman	T23	64-68-70-70-70-67	409	\$25,000.00
David Edwards	T23	71-69-66-70-67-66	409	\$25,000.00
Joe Ogilvie	T23	69-70-69-66-70-65	409	\$25,000.00
Aaron Bengoechea	T26	70-69-69-68-63-71	410	\$25,000.00
Bob Burns	T26	70-69-70-68-62-71	410	\$25,000.00
Doug Dunakey	T26	72-72-66-64-70-66	410	\$25,000.00
Mike Springer	T26	70-68-68-70-68-66	410	\$25,000.00
Craig Bowden	T30	66-66-69-70-69-71	411	\$25,000.00
Jason Buha	T30	69-66-69-66-70-71	411	\$25,000.00
Paul Curry	T30	69-72-68-67-68-67	411	\$25,000.00
Bob Friend	T30	69-70-70-69-65-68	411	\$25,000.00
John Restino	T30	68-66-76-70-67-64	411	\$25,000.00
Bart Bryant	T35	72-73-65-70-67-65	412	\$25,000.00
Jason Caron	T35	68-69-70-70-67-68	412	\$25,000.00
K.J. Choi	T35	66-67-74-68-70-67	412	\$25,000.00
Craig Perks	T35	72-67-69-65-70-69	412	\$25,000.00
Dave Stockton, Jr.	T35	68-73-70-62-67-72	412	\$25,000.00
Brett Wetterich ...	T35	70-70-69-73-65-65	412	\$25,000.00

1999 PGA TOUR QUALIFYING TOURNAMENT



The following players earned fully exempt BUY.COM TOUR status as the next number of finishers nearest 50 after the Qualifying Tournament graduates:

Briny Baird	T41	69-67-71-67-70-69	413	\$4,000.00	Perry Moss	T67	76-71-68-70-67-64	416	\$4,000.00
Shane Bertsch	T41	64-72-70-68-70-69	413	\$4,000.00	Rob Moss	T67	70-71-72-69-70-64	416	\$4,000.00
Jaxon Brigman	T41	72-70-71-66-68-66	413	\$4,000.00	Greg Parker	T67	67-72-70-67-68-72	416	\$4,000.00
Brian Claar	T41	68-69-67-72-68-69	413	\$4,000.00	Kevin Pendley	T67	71-69-70-68-69-69	416	\$4,000.00
Angel Franco	T41	71-70-71-66-66-69	413	\$4,000.00	Tjaart Van Der Walt	T67	68-67-74-64-69-74	416	\$4,000.00
Jeff Gallagher	T41	72-71-68-70-69-63	413	\$4,000.00	Keith Fergus	T75	70-72-70-68-69-68	417	\$4,000.00
Greg Gregory	T41	70-69-69-72-65-68	413	\$4,000.00	Kelly Grunewald	T75	71-74-65-69-67-71	417	\$4,000.00
Mathias Gronberg	T41	67-69-72-71-65-69	413	\$4,000.00	Guy Hill	T75	67-72-72-66-69-71	417	\$4,000.00
Ryuji Imada	T41	69-70-71-70-66-67	413	\$4,000.00	Ian Leggatt	T75	68-69-75-68-66-71	417	\$4,000.00
Joakim Haeggman	T50	70-72-69-72-63-68	414	\$4,000.00	Michael R. Long	T75	69-72-74-66-68-68	417	\$4,000.00
Jeff Hart	T50	71-70-68-67-71-67	414	\$4,000.00	Spike McRoy	T75	70-70-72-67-71-67	417	\$4,000.00
Tripp Isenhour	T50	68-70-70-75-68-63	414	\$4,000.00	Kevin Dillen	T81	69-71-67-73-72-66	418	\$4,000.00
Dick Mast	T50	70-71-68-68-68-69	414	\$4,000.00	Bob Gilder	T81	69-73-71-70-68-67	418	\$4,000.00
Jim McGovern	T50	73-72-67-69-66-67	414	\$4,000.00	Steve Haskins	T81	70-70-70-69-70-69	418	\$4,000.00
Ted Purdy	T50	71-67-72-69-66-69	414	\$4,000.00	Hiroshi Matsuo	T81	67-72-70-70-70-69	418	\$4,000.00
Brett Quigley	T50	69-76-69-66-64-70	414	\$4,000.00	Rob McKelvey	T81	70-69-68-69-72-70	418	\$4,000.00
Fran Quinn	T50	70-68-71-68-68-69	414	\$4,000.00	Rod Pampling	T81	69-72-68-68-73-68	418	\$4,000.00
Conrad Ray	T50	69-73-70-70-68-64	414	\$4,000.00	Larry Rinker	T81	68-70-70-70-68-72	418	\$4,000.00
Carl Suneson	T50	70-69-73-68-69-65	414	\$4,000.00	Steve Runge	T81	70-68-70-67-71-72	418	\$4,000.00
Brian Tennyson	T50	68-70-68-66-67-75	414	\$4,000.00	Manny Zerman	T81	68-71-68-69-67-75	418	\$4,000.00
Grant Waite	T50	67-71-71-67-69-69	414	\$4,000.00	Rob Bradley	T90	68-68-72-68-69-74	419	\$4,000.00
Vic Wilk	T50	68-68-70-71-66-71	414	\$4,000.00	Lewis Chitengwa	T90	70-71-68-74-66-70	419	\$4,000.00
Richard Zokol	T50	69-71-70-70-70-64	414	\$4,000.00	Marco Gortana	T90	70-77-67-68-69-68	419	\$4,000.00
Roger Rowland	T64	68-72-69-66-73-67	415	\$4,000.00	Kevin Johnson	T90	71-70-74-68-65-71	419	\$4,000.00
Sonny Skinner	T64	70-70-70-69-68-68	415	\$4,000.00	Chris Jorgensen	T90	67-71-73-70-67-71	419	\$4,000.00
Chris Smith	T64	70-67-71-66-68-73	415	\$4,000.00	Tom Kalinowski	T90	71-72-70-66-70-70	419	\$4,000.00
Tommy Biershenk	T67	70-70-70-70-69-67	416	\$4,000.00	Brian Kamm	T90	71-71-67-71-70-69	419	\$4,000.00
Kevin Blanton	T67	69-71-68-66-69-73	416	\$4,000.00	Jeff Street	T90	71-73-65-71-71-68	419	\$4,000.00
Jack Ferenz	T67	69-75-68-67-69-68	416	\$4,000.00	Chris Zambri	T90	74-71-72-68-64-70	419	\$4,000.00

The following players are non-exempt members of the 1999 BUY.COM TOUR:

Chip Beck	T99	70-73-72-73-66-66	420	Jody Bellflower	T120	68-74-68-73-66-74	423	Vaughn Taylor	T139	70-73-72-71-69-71	426
P.J. Cowan	T99	72-69-68-74-72-65	420	Jeff Cook	T120	72-69-72-71-70-69	423	Keefe Cotner	T141	74-70-73-72-68-70	427
Jay Hobby	T99	69-73-69-64-72-73	420	Jim Estes	T120	68-70-77-69-72-67	423	Ken Green	T141	71-70-72-72-73-69	427
P.H. Horgan III	T99	69-74-68-71-70-68	420	Ray Franz	T120	74-71-67-67-69-75	423	Lee Rinker	T141	68-74-70-71-73-71	427
Kent Jones	T99	68-73-70-70-71-68	420	Mike Grob	T120	70-72-69-69-74-69	423	Rick Schuller	T141	68-72-74-67-75-71	427
Craig Kanada	T99	71-72-72-69-68-68	420	Jimmy Johnston	T120	73-72-68-73-69-68	423	Larry Silveira	T141	69-74-76-70-69-69	427
Eric Meeks	T99	72-71-71-70-68-68	420	Harry Taylor	T120	71-74-70-68-70-70	423	Chris Stutts	T141	71-71-68-73-73-71	427
Hugh Royer III	T99	69-75-71-73-66-66	420	Don Walsworth	T120	69-72-72-70-72-68	423	Mike Schuchart	T147	74-74-67-71-71-71	428
Iain Steel	T99	72-71-73-65-69-70	420	Dennis Zinko	T120	74-72-70-69-66-72	423	Brian Wilson	T148	73-75-70-76-69-66	429
Vance Veazey	T99	69-69-74-67-70-71	420	Adam Armagost	T129	72-68-70-75-70-69	424	Mike Emery Jr.	T149	75-79-70-71-67-71	433
Charley Hoffman	T109	74-68-69-72-70-68	421	Mike Hulbert	T129	69-69-76-69-65-76	424	Chad Magee	T149	73-74-70-72-71-73	433
David McCampbell	T109	70-74-70-70-69-68	421	Gary Webb	T129	70-72-71-71-67-73	424	Zach Johnson	T151	77-79-70-68-68-73	435
Scott Petersen	T109	69-70-72-67-73-70	421	Ken Duke	T132	66-72-75-72-68-72	425	Alan McLean	T151	74-78-70-68-68-77	435
Warren Schutte	T109	71-70-77-70-67-66	421	Robert Gaus	T132	72-74-72-69-70-68	425	Jason Gore	T153	67-73-76-74-72-74	436
Zoran Zorkic	T109	73-69-70-66-73-70	421	Eric Johnson	T132	76-74-68-70-69-68	425	Andrew Price	T154	73-74-76-72-73-70	438
Joe Acosta, Jr.	T114	70-72-69-75-67-69	422	Kuni Kuniyoshi	T132	73-75-68-69-70-70	425	Greg Shakespeare	T154	72-77-72-72-73-72	438
Brad Ball	T114	72-73-71-69-67-70	422	Rolf Muntz	T132	70-74-73-68-71-69	425	Andy Morse	T156	73-74-74-73-70-75	439
Ahmad Bateman	T114	67-72-77-68-70-68	422	Pat Perez	T132	69-72-71-73-73-67	425	Darron Stiles	T157	72-75-72-71-74-76	440
Randy Leen	T114	72-68-72-69-72-69	422	Steve Woods	T132	71-75-68-75-67-69	425	Victor Schwamkrug	T158	74-75-75-74-78-71	447
Rick Price	T114	70-68-78-69-70-67	422	Greg Sweatt	T139	69-72-77-69-68-71	426	Adam Adams	T159	81-76-79-76-74-74	460
Derrick Pursley	T114	73-74-70-68-70-67	422								

The following players did not finish:

R.W. Eaks - Marco Dawson - Matt Peterson - Mike Sposa - Denis Watson - Willie Wood - Todd Demsey - Robert Garrigus - Phil Tataurangi - Tim Conley

SUMMARY OF PAST QUALIFYING TOURNAMENTS



DATE	SITE	MEDALIST	CARDS GRANTED	APPLICANTS	FINAL FIELD	FORMAT
1965	PGA National GC Palm Beach Gardens, FL	John Schlee	17	49	49	144 holes
1966	PGA National GC Palm Beach Gardens, FL	Harry Toscano	32	99	99	144 holes
1967	PGA National GC Palm Beach Gardens, FL	Bobby Cole	30	111	111	144 holes
Spring 1968	PGA National GC Palm Beach Gardens, FL	Bob Dickson	15	81	81	144 holes
Fall 1968	PGA National GC Palm Beach Gardens, FL	Grier Jones	30	79	79	144 holes
Spring 1969	PGA National GC Palm Beach Gardens, FL	Bob Eastwood	15	91	91	144 holes
Fall 1969	PGA National GC Palm Beach Gardens, FL	Doug Olson	12	182	48	144 holes
1970	Tucson CC Tucson, AZ	Robert Barbarossa	18	250	60	72 holes, after nine 54-hole District Qualifiers
1971	PGA National GC Palm Beach Gardens, FL	Bob Zender	23	357	75	108 holes, after three 72-hole Regional Qualifiers
1972	Silverado CC Napa, CA	Larry Stubblefield John Adams	25	468	81	108 holes, after three 72-hole Regional Qualifiers
1973	Perdido Bay CC Pensacola, FL Dunes G.C. N. Myrtle Beach, SC	Ben Crenshaw	23	373	78	144 holes, after three 72-hole Regional Qualifiers
1974	Silverado CC Napa CA Canyon C.C. Palm Springs, CA	Fuzzy Zoeller	19	447	78	144 holes, after three 72-hole Regional Qualifiers
Spring 1975	Bay Tree Plantation N. Myrtle Beach, SC	Joey Dills	13	233	233	108 holes
Fall 1975	Walt Disney World Lake Buena Vista, FL	Jerry Pate	25	380	380	108 holes
Spring 1976	Bay Tree Plantation N. Myrtle Beach, SC	Bob Shearer Woody Blackburn	15	276	276	108 holes
Fall 1976	Rancho Viejo CC Valley International CC Brownsville, TX	Keith Fergus	29	349	349	108 holes
Spring 1977	Pinehurst CC Pinehurst, NC	Phil Hancock	26	408	408	108 holes

SUMMARY OF PAST QUALIFYING TOURNAMENTS



DATE	SITE	MEDALIST	CARDS GRANTED	APPLICANTS	FINAL FIELD	FORMAT
Fall 1977	Pinehurst CC Pinehurst, NC	Ed Fiori	34	660	144	72 holes, after Sectional Qualifiers
Spring 1978	U. of New Mexico GC Albuquerque, NM	Wren Lum	28	502	150	72 holes, after five 72-hole Regional Qualifiers
Fall 1978	Waterwood Nat'l. CC Huntsville, TX	Jim Thorpe John Fought	27	606	120	72 holes, after five 72-hole Regional Qualifiers
Spring 1979	Pinehurst CC Pinehurst, NC	Terry Mauney	25	521	150	72 holes, after five 72-hole Regional Qualifiers
Fall 1979	Waterwood Nat'l. CC Huntsville, TX	Tom Jones	27	652	120	72 holes, after five 72-hole Regional Qualifiers
Spring 1980	Pinehurst C.C. Pinehurst, NC	Jack Spradlin	27	553	150	72 holes, after five 72-hole Regional Qualifiers
Fall 1980	Ft. Washington G&CC Fresno, Calif.	Bruce Douglass	27	621	120	72 holes, after five 72-hole Regional Qualifiers
Spring 1981	Walt Disney World Golf Resort Lake Buena Vista, FL	Billy Glisson	25	556	150	72 holes, after five 72-hole Regional Qualifiers
Fall 1981	Waterwood Nat'l. CC Huntsville, TX	Robert Thompson Tim Graham	34	513	120	72 holes, after six 72-hole Regional Qualifiers
1982	Tournament Players Club & Sawgrass Country Club Ponte Vedra, FL	Donnie Hammond	50	696	200	108 holes after eight Regional Qualifiers
1983	Tournament Players Club Ponte Vedra, FL	Willie Wood	57	624	144	108 holes after nine Regional Qualifiers
1984	La Quinta Hotel and GC Mission Hills CC La Quinta, CA	Paul Azinger	50	800	160	108 holes after 10 Regional Qualifiers
1985	Greenelefe Golf and Tennis Club Haines City, FL	Tom Sieckmann	50	825	162	108 holes after 11 Regional Qualifiers
1986	PGA West (Stadium Golf Course) La Quinta Hotel Golf & Tennis Resort (Dunes Course) La Quinta, CA	Steve Jones	53	750	186	108 holes after 14 Regionals
1987	Matanzas Woods GC Pine Lakes CC Palm Coast, FL	John Huston	54	800	183	108 holes after 11 Regionals
1988	La Quinta Hotel (Dunes Course) PGA West Jack Nicklaus Resort Course La Quinta, CA	Robin Freeman	52	750	183	108 holes after 11 Regionals

SUMMARY OF PAST QUALIFYING TOURNAMENTS



DATE	SITE	MEDALIST	CARDS GRANTED	APPLICANTS	FINAL FIELD	FORMAT
1989	TPC at The Woodlands The Woodlands Inn & CC The Woodlands, TX	David Peoples	59	825	180	108 holes after 11 Regionals
1990	La Quinta Hotel (Dunes Course) PGA West Jack Nicklaus Resort Course La Quinta, CA	Duffy Waldorf	49	835	182	108 holes after 11 Regionals
1991	Grenelefe Resort & Conference Center Haines City, FL	Mike Standly	48	850	181	108 holes after 12 Regionals
1992	TPC at The Woodlands The Woodlands Inn & CC The Woodlands, TX	Massy Kuramoto Skip Kendall Brett Ogle Perry Moss Neale Smith	43	800	186	108 holes after 13 Regionals
1993	La Quinta Hotel (Dunes Course) PGA West Jack Nicklaus Resort Course La Quinta, CA	Ty Armstrong Dave Stockton, Jr. Robin Freeman	46	800	191	108 holes after 13 Regionals
1994	Grenelefe Resort & Conference Center Haines City, FL	Woody Austin	46	1000	185	108 holes after 13 Regionals
1995	Bear Lakes CC (Lakes and Links Courses) W. Palm Beach, FL	Carl Paulson	42	1000	190	108 holes after 15 Regionals
1996	La Purisma GC Lompoc, CA Sandpiper GC Goleta, CA	Allen Doyle Jimmy Johnston	49	1153	188	~90 holes after 17 Regionals
1997	Grenelefe Golf and Tennis Resort (West and South Courses) Grenelefe, FL	Scott Verplank	38	1200	168	108 holes after 17 Regionals
1998	PGA West (Weiskopf Private Course) La Quinta Resort (Dunes Course)	Mike Weir	41	1100	169	108 holes after 19 Regionals
1999	Doral Golf Resort and Spa Gold Course Silver Course	Blaine McCallister	40	1100	169	108 holes after 19 Regionals

– Tournament shortened to 90 holes because of continuing rain and unplayable course conditions

NOTE: The American Professional Golfers also held a School in the fall of 1968, graduating 21. The 144-hole competition was played at Doral CC. The medalist was Martin Roesink.

1999 SKINS GAME



Landmark Golf Club; Indio, CA
Par: 36-36-72 Yards: 7,258

Purse: \$1,000,000
Nov. 27-28, 1999

WEATHER: Saturday and Sunday, clear skies with temperatures in the upper 60's.

Holes 1-6: Worth \$25,000
Holes 7-12: Worth \$50,000
Holes 13-17: Worth \$70,000
Hole 18: Worth \$200,000

Hole	Par	Result
1	4	Fred Couples wins with birdie/collects \$25,000 (one skin)
2	4	Four players halve with par
3	5	Three players halve with birdie
4	3	Two players halve with par
5	4	Couples wins with birdie/collects \$100,000 (four skins)
6	3	Two players halve with birdie
7	4	Mark O'Meara wins with par/collects \$75,000 (two skins)
8	5	Sergio Garcia wins with eagle/collects \$50,000 (one skin)
9	4	Four players halve with par
10	5	Couples wins with birdie/collects \$100,000 (two skins)
11	4	Three players halve with birdie
12	4	Three players halve with birdie
13	3	O'Meara wins with birdie/collects \$170,000 (three skins)
14	4	Garcia wins with birdie/collects \$70,000 (one skin)
15	3	Three players halve with par
16	4	Two players halve with birdie
17	4	Four players halve with par
18	5	Couples wins with birdie/collects \$410,000 (four skins)

FINAL STANDINGS:

PLAYER	SKINS WON	MONEY WON
Fred Couples	11	\$635,000
Mark O'Meara	5	\$245,000
Sergio Garcia	2	\$120,000
David Duval	0	\$0

SKINS GAME



TOURNAMENT HISTORY

Year	Winner	Winnings	Location	Par/Yards
1983	Gary Player	\$170,000	Desert Highlands CC, Scottsdale, AZ	72/7100
1984	Jack Nicklaus	\$240,000	Desert Highlands CC, Scottsdale, AZ	72/7100
1985	Fuzzy Zoeller	\$255,000	Bear Creek CC, Murietta, CA	72/7024
1986	Fuzzy Zoeller	\$370,000	TPC at PGA West, La Quinta, CA	72/7271
1987	Lee Trevino	\$310,000	TPC at PGA West, La Quinta, CA	72/7271
1988	Ray Floyd	\$290,000	TPC at PGA West, La Quinta, CA	72/7271
1989	Curtis Strange	\$265,000	TPC at PGA West, La Quinta, CA	72/7271
1990	Curtis Strange	\$225,000	TPC at PGA West, La Quinta, CA	72/7271
1991	Payne Stewart	\$260,000	TPC at PGA West, La Quinta, CA	72/7271
1992	Payne Stewart	\$220,000	Bighorn GC, Palm Desert, CA	72/6848
1993	Payne Stewart	\$280,000	Bighorn GC, Palm Desert, CA	72/6848
1994	Tom Watson	\$210,000	Bighorn GC, Palm Desert, CA	72/6848
1995	Fred Couples	\$270,000	Bighorn GC, Palm Desert, CA	72/6848
1996	Fred Couples	\$280,000	Rancho La Quinta GC, La Quinta, CA	72/7087
1997	Tom Lehman	\$300,000	Rancho La Quinta GC, La Quinta, CA	72/6983
1998	Mark O'Meara	\$430,000	Rancho La Quinta GC, La Quinta, CA	72/6983
1999	Fred Couples	\$635,000	Landmark Golf Club, Indio, CA	72/7258

Tournament Record: \$635,000—Fred Couples (1999)

1999 JCPENNEY CLASSIC

Westin Innisbrook Resort- Copperhead Course
Palm Harbor, FL Par: 36-35-71 Yards: 7,056

Purse: \$2,000,000
Nov. 29-Dec. 5, 1999



LEADERS: First Round—Steve Pate/Meg Mallon, John Daly/Laura Davies and Rory Sabbatini/Pat Hurst tied atop the leaderboard with 8-under-par 63 to lead Greg Kraft/Michelle McGann, Tom Sherrer/Pat Mucha and Tom Pernice, Jr./Michelle Estill by one stroke. **Second Round**—Paul Azinger/Se Ri Pak and Daly/Davies were at 13-under-par 129, one shot ahead of Scott Gump/Maria Hjorth. **Third Round** — Azinger/Pak were at 22-under-par 191, four shots ahead of Gump/Hjorth.

CUT: There was no cut; 52 teams played 72 holes

WEATHER: The weather conditions were ideal all week long with early morning temperatures ranging in the upper 40s and 50s eventually giving way to afternoon highs in the mid 70s.

Winner: John Daly/Laura Davies 63-66-67-64 260 \$220,000

(won playoff with a birdie on the third extra hole)

2	Paul Azinger/Se Ri Pak	65-64-62-69	260	\$115,000.00
T3	Mike Springer/Melissa McNamara	67-66-65-64	262	\$70,350.00
	Scott Gump/Maria Hjorth	65-65-65-67	262	\$70,350.00
5	J.P. Hayes/Kristi Albers	67-67-63-66	263	\$45,000.00
T6	Brad Bryant/Marta Figueras-Dotti	66-68-65-65	264	\$37,500.00
	Jeff Sluman/Dottie Pepper	69-65-65-65	264	\$37,500.00
8	J.L. Lewis/Jill McGill	65-70-64-66	265	\$30,000.00
T9	Rory Sabbatini/Pat Hurst	63-72-67-64	266	\$19,500.00
	Robert Damron/Charlotta Sorenstam	66-66-67-67	266	\$19,500.00
	Fred Funk/Tina Barrett	68-66-65-67	266	\$19,500.00
	Steve Pate/Meg Mallon	63-70-64-69	266	\$19,500.00
T13	Dan Forsman/Catriona Matthew	68-68-65-66	267	\$12,500.00
	Mark Brooks/Wendy Ward	68-70-63-66	267	\$12,500.00
	Steve Lowery/Chris Johnson	68-69-63-67	267	\$12,500.00
T16	Mike Hulbert/Donna Andrews	65-68-67-68	268	\$11,000.00
	Omar Uresti/Dina Ammaccapane	67-67-65-69	268	\$11,000.00
	Esteban Toledo/Wendy Doolan	66-68-63-71	268	\$11,000.00
T19	Tom Pernice, Jr./Michelle Estill	64-69-68-68	269	\$9,125.00
	Frank Lickliter/Jan Stephenson	64-72-65-68	269	\$9,125.00
	Dudley Hart/Dawn Coe-Jones	67-66-67-69	269	\$9,125.00
	Dicky Pride/Leslie Spalding	67-69-66-67	269	\$9,125.00
	Skip Kendall/Michelle Redman	67-70-65-67	269	\$9,125.00
	Tommy Armour III/Cindy Figg-Currier	67-68-65-69	269	\$9,125.00
	Tom Scherrer/Barb Mucha	64-69-69-67	269	\$9,125.00
	Jay Don Blake/Carin Koch	71-67-65-66	269	\$9,125.00
	Chris Perry/Catrin Nilsmark	68-67-63-71	269	\$9,125.00
	Justin Leonard/Juli Inkster	65-66-66-72	269	\$9,125.00
T29	Dennis Paulson/Kim Saiki	66-69-66-69	270	\$7,375.00
	Steve Flesch/Janice Moody	68-65-67-70	270	\$7,375.00
	Scott Hoch/Annika Sorenstam	68-72-65-65	270	\$7,375.00
	Bill Glasson/Jon Pitcock	68-67-62-73	270	\$7,375.00
T33	Chris DiMarco/Lisa Hackney	66-69-67-69	271	\$6,625.00
	Jonathan Kaye/Nancy Scranton	69-69-67-66	271	\$6,625.00
T35	John Cook/Kris Tschetter	66-69-67-70	272	\$5,775.00
	Rich Beem/A.J. Eathorne	68-67-67-70	272	\$5,775.00
	Mike Weir/ Lorie Kane	67-67-66-72	272	\$5,775.00
	Kenny Perry/Jane Crafter	72-68-64-68	272	\$5,775.00
T39	Greg Kraft/Michelle McGann	64-69-69-71	273	\$5,350.00
	Stewart Cink/Emilee Klein	69-68-66-70	273	\$5,350.00
	Rocco Mediate/Rachel Hetherington	67-71-63-73	274	\$5,200.00
T42	Ted Tryba/Cindy Flom	67-73-66-69	275	\$5,000.00
	Jim Carter/Gloria Park	67-70-70-68	275	\$5,000.00
	Mark Calcavecchia/Marisa Baena	66-74-68-67	275	\$5,000.00
T45	Tommy Tolles/Leta Lindley	67-72-67-70	276	\$4,825.00
	Carl Paulson/Dale Eggeling	68-71-68-69	276	\$4,825.00
T47	Barry Cheesman/Maggie Will	70-69-66-72	277	\$4,725.00
47	David Toms/Jackie Gallagher-Smith	69-69-69-70	277	\$4,725.00
49	Gabriel Hjertstedt/Laura Philo	72-68-65-73	278	\$4,650.00
50	Franklin Langham/Cindy McCurdy	70-69-70-70	279	\$4,600.00
51	Jerry Kelly/Annette Deluca	68-70-70-72	280	\$4,550.00
52	Clarence Rose/Amy Fruhwirth	72-67-71-72	282	\$4,500.00

JCPENNEY CLASSIC





TOURNAMENT HISTORY

Year	Winner	Score	Location	Par/Yards
HAIG & HAIG SCOTCH FOURSOME				
1960	*Jim Turnesa/Gloria Armstrong	+139	Pinecrest Lake Club, Avon Park, FL	72/6449
			Harder Hall, Sebring, FL	72/6300
1961	Dave Ragan/Mickey Wright	272	Pinecrest Lake Club, Avon Park, FL	72/6449
			Harder Hall, Sebring, FL	72/6300
1962	Mason Rudolph/Kathy Whitworth	272	Pinecrest Lake Club, Avon Park, FL	72/6449
			Harder Hall, Sebring, FL	72/6300
1963	Dave Ragan/Mickey Wright	273	Pinecrest Lake Club, Avon Park, FL	72/6449
			Harder Hall, Sebring, FL	72/6300
1964	Sam Snead/Shirley Englehorn	272	Pinecrest Lake Club, Avon Park, FL	72/6449
			Harder Hall, Sebring, FL	72/6300
1965	Gardner Dickinson/Ruth Jessen	281	La Costa CC, Encinitas, CA	72/6607
1966	Jack Rule/Sandra Spuzich	276	La Costa CC, Encinitas, CA	72/6607
PEPSI-COLA MIXED TEAM				
1976	Chi Chi Rodriguez/JoAnn Washam	275	Doral CC, Miami, FL	72/6939
1977	Jerry Pate/Hollis Stacy	270	Bardmoor CC, Largo, FL	M-72/6957, W-72/6464
1978	*Lon Hinkle/Pat Bradley	267	Bardmoor CC, Largo, FL	M-72/6957, W-72/6464
JCPENNEY CLASSIC				
1979	Dave Eichelberger/Murle Breer	268	Bardmoor CC, Largo, FL	M-72/6957, W-72/6464
1980	Curtis Strange/Nancy Lopez	268	Bardmoor CC, Largo, FL	M-72/6957, W-72/6464
1981	Tom Kite/Beth Daniel	270	Bardmoor CC, Largo, FL	M-72/6957, W-72/6464
1982	John Mahaffey/JoAnne Carner	268	Bardmoor CC, Largo, FL	M-72/6957, W-72/6464
1983	Fred Couples/Jan Stephenson	264	Bardmoor CC, Largo, FL	M-72/6957, W-72/6464
1984	Mike Donald/Vicki Alvarez	270	Bardmoor CC, Largo, FL	M-72/6957, W-72/6464
1985	Larry Rinker/Laurie Rinker	267	Bardmoor CC, Largo, FL	M-72/6957, W-72/6464
1986	Tom Purtzer/Juli Inkster	267	Bardmoor CC, Largo, FL	M-72/6957, W-72/6464
1987	Steve Jones/Jane Crafter	268	Bardmoor CC, Largo, FL	M-72/6957, W-72/6464
1988	John Huston/Amy Benz	269	Bardmoor CC, Largo, FL	M-72/6957, W-72/6464
1989	*Bill Glasson/Pat Bradley	267	Bardmoor CC, Largo, FL	M-72/6957, W-72/6464
1990	Davis Love III/Beth Daniel	266	Innisbrook Resort, Tarpon Springs, FL	M-71/7031, W-71/6400
1991	*Billy Andrade/Kris Tschetter	266	Innisbrook Resort, Tarpon Springs, FL	M-71/7031, W-71/6400
1992	Dan Forsman/Dottie Mochrie	264	Innisbrook Resort, Tarpon Springs, FL	M-71/7031, W-71/6400
1993	Mike Springer/Melissa McNamara	265	Innisbrook Resort, Tarpon Springs, FL	M-71/7031, W-71/6400
1994	*Brad Bryant/Marta Figueras-Dotti	262	Innisbrook Hilton Resort Tarpon Springs, FL	M-71/7031, W-71/6400
1995	Davis Love III/Beth Daniel	257	Innisbrook Hilton Resort Tarpon Springs, FL	M-71/7054, W-71/6394
1996	~Mike Hulbert/Donna Andrews	197	Innisbrook Hilton Resort Tarpon Springs, FL	M-71/7054, W-71/6330
1997	Clarence Rose/Amy Fruhwirth	264	Innisbrook Hilton Resort Tarpon Springs, FL	M-71/7054, W-71/6330
1998	Steve Pate/Meg Mallon	255	Westin Innisbrook Resort Tarpon Springs, FL	71/7054
1999	*John Daly/Laura Davies	260	Westin Innisbrook Resort Tarpon Springs, FL	71/7056

Tournament Record: 255—Steve Pate/Meg Mallon (1998)

KEY: * = Playoff

~ = Weather-shortened



Justin Leonard earned the decisive half point that regained the Ryder Cup for the U.S. during Sunday's singles match with Jose Maria Olazabal at The Country Club.

SPECIAL EVENTS

SECTION 4

INTERNATIONAL FEDERATION OF PGA TOURS / WORLD GOLF CHAMPIONSHIPS

At the 1996 Presidents Cup, golf's five world governing bodies — the European Tour, Japan Golf Tour, PGA TOUR, PGA Tour of Australasia and Southern Africa Tour — reached agreement on several key elements of professional golf designed to create new international events beginning in 1999.

Three major initiatives were outlined at Robert Trent Jones Golf Club, site of the second Presidents Cup:

- Formation of the International Federation of PGA Tours.
- Joint sanctioning by the members of the International Federation of PGA Tours of significant competitions, including some at the world championship level, for the game's top players.
- A structure for a generally accepted worldwide ranking system.

Those "significant competitions" were announced in Oct. 1997, when the Federation introduced the World Golf Championships.

The first three jointly sanctioned championships - the Andersen Consulting Match Play Championship, the NEC Invitational and The American Express Championship - were launched in 1999 with Jeff Maggert winning the first event and Tiger Woods capturing the latter two. The EMC World Cup, formally announced in Dec. 1999, will debut in Dec. 2000 in Buenos Aires, Argentina.

The World Golf Championships events feature players from around the world competing against one another in varied formats (match play, stroke and team). The three played in 2000 offer \$5-million purses and \$1-million first prizes. The EMC World Cup, with its team format, offers a \$3-million purse and \$1-million team first prize. The Championships rotate through a variety of outstanding venues worldwide. Roughly half of the golf courses are in the United States, with the other half in venues represented by the International Federation of PGA Tours.

The World Golf Championships were developed to enhance the competitive structure of professional golf worldwide while preserving the traditions and strengths of the individual Tours and their events.

The Asian PGA joined the International Federation of PGA Tours as a full-fledged member in Nov. 1999.

Andersen Consulting, NEC, American Express and EMC are the four umbrella sponsors of the World Golf Championships. Anheuser-Busch and Nike are worldwide official sponsors of the World Golf Championships. Buick Motor Division is an official sponsor of the Championships played in the United States, while Volvo is an official sponsor in Europe. Bridgestone/Firestone is an official sponsor of the NEC Invitational.





Fields in the World Golf Championships are filled primarily through the Official World Golf Ranking, which is endorsed by all the sport's major professional organizations and governing bodies. Also part of the equation are the PGA Tours World Money List, a compilation of money won on all six Tours, expressed in U.S. dollars, and individual Tours' Official Money Lists/Orders of Merit.



SOUTHERN AFRICA
TOUR



Events of the World Golf Championships

 Andersen Consulting Match Play Championship	 NEC INVITATIONAL	 American Express Championship	 EMC² WORLD CUP
Dates and Sites			
February 23-27, 2000 La Costa Resort and Spa	August 24-27, 2000 Firestone CC	November 9-12, 2000 Club de Golf Valderrama	December 7-10, 2000 Buenos Aires, Argentina
January 3-7, 2001 Victoria, Australia	August 23-26, 2001 Firestone CC	Fall, 2001 U.S.	Date and Venue TBD in 2001
February 20-24, 2002 La Costa Resort and Spa	August 22-25, 2002 TBD	Fall, 2002 Europe	Date and Venue TBD in 2002
Eligibility			
Top 64 players on Official World Golf Ranking (one week prior to tournament week)	36-48 players from The Presidents Cup teams just determined following the 2000 PGA Championship and the '99 U.S. Ryder Cup team, plus 12 European Tour Order of Merit leaders following the 2000 PGA Championship.	60-65 players, including the top 50 from the Official World Golf Ranking and leaders of the six Tours' Official Money Lists/Orders of Merit.	Two-man teams representing 24 countries. Eighteen teams comprised of top players from the Official World Golf Ranking, and six teams eligible via qualifying competitions.
Format			
single elimination match play event	4-day, 72-hole stroke play competition, no cut	4-day, 72-hole stroke play competition, no cut	Two-man, team competition. The four days of play will include two days of Fourball and two days of Foursomes.
Television			
ABC Sports and ESPN in U.S.	CBS Sports and USA Network in U.S.	ABC Sports and ESPN in U.S.	TBD
Coverage in more than 140 countries worldwide for each event			
Prize Money			
\$5,000,000	\$5,000,000	\$5,000,000	\$3,000,000 (unofficial)

Official prize money won in World Golf Championships events by members of the PGA TOUR will be reflected on the Official PGA TOUR Money List.

Official prize money won by non-members of the PGA TOUR will not be reflected on the Official PGA TOUR Money List, but will be reflected on the Orders of Merit/Money Lists of a non-member's home Tour.



INTERNATIONAL FEDERATION OF PGA TOURS UMBRELLA SPONSORS - WORLD GOLF CHAMPIONSHIPS

Andersen Consulting

Umbrella sponsor of the World Golf Championships— Andersen Consulting Match Play Championship. Andersen Consulting is an \$8.3 billion global management and technology consulting organization whose mission is to help its clients create their future.

The organization works with clients from a wide range of industries to link their people, processes and technologies to their strategies. Andersen Consulting has approximately 65,000 people in 48 countries.

Their goal of raising the level of competition ever higher led to the creation of the Andersen Consulting Medal, presented to the player that proves himself to be the premier performer throughout the World Golf Championships.



NEC

Umbrella sponsor of the World Golf Championships — NEC Invitational. NEC is recognized as a world leader in communications, computers and semiconductor technologies, standing at the center of innovation. With over a century of experience, NEC has grown into a \$40 billion global enterprise. NEC's corporate philosophy of "striving through Computer and Communications (C&C) Systems to help advance societies worldwide toward deepened mutual understanding and the fulfillment of human potential" is exemplified by NEC's sponsorship of major international sporting and cultural events, including the World Golf Championships — NEC Invitational.



American Express

Umbrella sponsor of the World Golf Championships — American Express Championship. A company long associated with excellence and achievement, American Express brings a premium level of service to global golf.

Since the first American Express Card appeared in 1958, the company's family of charge and credit cards has continued to grow, now comprising a wide variety of proprietary and co-branded products. Today American Express is the world's largest travel agency with more than 1,700 locations worldwide. The company also offers financial planning, brokerage services, mutual funds, insurance and other products.



EMC

Umbrella sponsor of the World Golf Championships — EMC World Cup to begin in December of 2000. EMC Corporation is a Fortune 500 Company and is the world's leading provider of enterprise information storage systems, software and services. EMC is the recognized leader in delivering advanced storage and retrieval and information management and protection technology to companies whose success depends on information.

The company's extensive list of sponsorship and event marketing activities includes the PGA TOUR's annual EMC Golf Skills Challenge, the European Tour's EMC Golf Skills European Challenge, and the SENIOR PGA TOUR'S EMC Kaanapali Classic.



THE PRESIDENTS CUP

This years Presidents Cup will be played October 17-22 at Robert Trent Jones Golf Club in Lake Manassas, Virginia. This marks the third time the event will take place in Virginia. Also for the third time, Peter Thomson will captain the International Team, with Ken Venturi debuting as the U.S. Team captain. William Jefferson Clinton, 42nd President of the United States of America, will serve as the Honorary Chairman of the 2000 Presidents Cup.

The Presidents Cup was developed to give the world's best non-European players an opportunity to compete in international team match-play competition.

A biennial event played in non-Ryder Cup years, the first Presidents Cup was played Sept. 16-18, 1994 at Robert Trent Jones Golf Club on Lake Manassas in Prince William County, VA. The United States Team, captained by Hale Irwin, defeated the International side of David Graham, 20-12.

The United States also won the second Presidents Cup, held Sept. 13-15, 1996, played again at Robert Trent Jones GC. Arnold Palmer, no stranger to high-level international competition, had the reins as the U.S. edged Peter Thomson's International Team, 16 1/2 -15 1/2.

The 1998 Presidents Cup was played Dec. 11-13 at Royal Melbourne Golf Club in Melbourne, Australia. The International Team won 20 1/2 -11 1/2. Jack Nicklaus served as Captain of the U.S. Team, while Thomson repeated his role for the International Team.

Former U.S. President Gerald Ford presided over the first Presidents Cup Match as Honorary Chairman. Former President George Bush, like Ford an avid golfer, served as Honorary Chairman for the 1996 Presidents Cup. Australian Prime Minister John Howard was Honorary Chairman for the 1998 event.

Members of the 2000 U.S. Team will be selected based on official earnings from the start of the 1999 season through the 2000 PGA Championship. All 2000 money will be doubled.

International Team players for the 2000 Presidents Cup will be chosen on the basis of the Official World Golf Ranking through tournaments scheduled to conclude on August 20, 2000. International Teams do not include players eligible for the European Ryder Cup Team.

The eligibility rankings are used to select 10 members of each squad. Two Captain's Choices round out the 12-man teams.

The Presidents Cup competition consists of 10 matches—five foursomes and five four-ball matches. In a change from earlier years, competition will begin on Thursday afternoon with Foursomes, Friday will have Fourballs and Foursomes, and Saturday will conclude the Fourball format.

There are 12 singles matches involving all players on the final Sunday. Each singles match is played to conclusion as needed. No singles matches will be halved until one team has won 16 1/2 points and the overall victory, after which the remaining singles matches may be halved after 18 holes and result in one-half point for each team. All matches are worth one point each, for a total of 32 points.

If a Presidents Cup Match is deadlocked at the end of singles play, there will be a sudden-death playoff between two players designated in advance by the respective captains.

As is the case with virtually all activity involving the PGA TOUR, charity is the ultimate winner of The Presidents Cup.

There is no purse for the players. Net revenues are divided into equal shares that the players and captains designate for charities or golf-related projects of their choice. Contributions in their names are made through PGA TOUR Charities, Inc.

The first three Presidents Cups have generated \$4.45 million for charities worldwide.



THE PRESIDENTS CUP—1998



Royal Melbourne GC, Victoria, Australia

Par: 36-36—72 Yards: 6,981 December 11-13, 1998

Honorary Chairman: John Howard

Captains: Jack Nicklaus, Peter Thomson

FIRST DAY

Foursomes—International 3½, United States 1½

Frank Nobile/Greg Turner (Int.) def. Mark O'Meara/David Duval, 1-up

Greg Norman/Steve Elkington (Int.) def. Jim Furyk/John Huston, 2-up

Shigeki Maruyama/Craig Parry (Int.) def. Lee Janzen/Scott Hoch, 3 and 2

Tiger Woods/Fred Couples (U.S.) def. Ernie Els/Vijay Singh, 5 and 4

Davis Love III/Justin Leonard (U.S.) halved with Stuart Appleby/Nick Price

Four-Ball—International 3½, United States 1½

Norman/Elkington (Int.) def. O'Meara/Furyk, 2 and 1

Maruyama/Joe Ozaki (Int.) def. Mark Calcavecchia/Huston, 4 and 3

Duval/Phil Mickelson (U.S.) halved with Els/Price

Couples/Love (U.S.) def. Parry/Carlos Franco, 1-up

Appleby/Singh (Int.) def. Leonard/Woods, 2 and 1

Totals: International 7, United States 3

SECOND DAY

Foursomes—International 4½, United States ½

Nobile/Turner (Int.) def. Leonard/Love, 2-up

Janzen/Calcavecchia (U.S.) halved with Norman/Elkington

Maruyama/Parry (Int.) def. Woods/Couples, 1-up

Appleby/Price (Int.) def. Duval/Mickelson, 1-up

Els/Singh (Int.) def. Hoch/Furyk, 6 and 4

Four-Ball—International 3, United States 2

O'Meara/Hoch (U.S.) def. Nobile/Turner, 1-up

Els/Singh (Int.) def. Woods/Huston, 1-up

Maruyama/Ozaki (Int.) def. Duval/Mickelson, 1-up

Janzen/Calcavecchia (U.S.) def. Price/Franco, 3 and 2

Norman/Elkington (Int.) def. Couples/Love, 2 and 1

Totals: International 14½, United States 5½

THIRD DAY

Singles—United States 6, International 6

Parry (Int.) def. Leonard, 5 and 3

Price (Int.) def. Duval, 2 and 1

Furyk (U.S.) def. Nobile, 4 and 2

Mickelson (U.S.) halved with Franco

Maruyama (Int.) def. Huston, 3 and 2

Hoch (U.S.) def. Ozaki, 4 and 3

Calcavecchia (U.S.) halved with Turner

Janzen (U.S.) halved with Elkington

Els (Int.) def. Love, 1-up

Couples (U.S.) halved with Elkington

Woods (U.S.) def. Norman, 1-up

O'Meara (U.S.) def. Appleby, 1-up

Totals: International 20½, United States 11½

THE PRESIDENTS CUP—1996



Robert Trent Jones GC, Lake Manassas, VA

Par: 36-36—72 Yards: 7,239 September 13-15, 1996

Honorary Chairman: George H.W. Bush Captains: Arnold Palmer, Peter Thomson

FIRST DAY

Four-Ball—United States 4, International 1

Fred Couples/Davis Love III (U.S.) def. Greg Norman/Robert Allenby, 2 and 1

Ernie Els/Mark McNulty (Int.) def. Scott Hoch/Mark Brooks, 2 up

Phil Mickelson/Corey Pavin (U.S.) def. Vijay Singh/Jumbo Ozaki, 2 and 1

Mark O'Meara/David Duval (U.S.) def. Steve Elkington/Frank Nobile, 3 and 2

Tom Lehman/Steve Stricker (U.S.) def. Nick Price/Peter Senior, 4 and 2

Foursomes—United States 3½, International 1½

Kenny Perry/Justin Leonard (U.S.) def. Price/David Frost, 3 and 2

O'Meara/Duval (U.S.) def. Nobile/Craig Parry, 2 and 1

Elkington/Singh (Int.) def. Lehman/Stricker, 2 up

Mickelson/Pavin (U.S.) halved with Els/McNulty

Couples/Love (U.S.) def. Norman/Allenby, 1 up

Totals: United States 7½, International 2½

SECOND DAY

Four-Ball—International 3, United States 2

Price/Elkington (Int.) def. Leonard/Lehman, 2 up

Norman/Allenby (Int.) def. Stricker/Pavin, 1 up

Perry/Hoch (U.S.) def. Parry/Nobile, 2 and 1

Ozaki/Singh (Int.) def. Love/Couples, 2 and 1

O'Meara/Duval (U.S.) def. Els/McNulty, 4 and 3

Totals: United States 9½, International 5½

Foursomes—International 4, United States 1

Senior/Frost (Int.) def. Pavin/Mickelson, 3 and 2

Nobile/Allenby (Int.) def. Love/Brooks, 3 and 2

Price/McNulty (Int.) def. Perry/Leonard, 3 and 1

Norman/Els (Int.) def. Lehman/Stricker, 1 up

O'Meara/Hoch (U.S.) def. Elkington/Singh, 1 up

Totals: United States 10½, International 9½

THIRD DAY

Singles—United States 6, International 6

Parry (Int.) def. Brooks, 5 and 4

Duval (U.S.) def. Senior, 3 and 2

O'Meara (U.S.) def. Price, 1 up

Frost (Int.) def. Perry, 7 and 6

Stricker (U.S.) def. Allenby, 6 and 5

Hoch (U.S.) def. McNulty, 1 up

Love (U.S.) def. Ozaki, 5 and 4

Elkington (Int.) def. Leonard, 1 up

Els (Int.) def. Mickelson, 3 and 2

Norman (Int.) def. Pavin, 3 and 1

Nobile (Int.) def. Lehman, 3 and 2

Couples (U.S.) def. Singh, 2 and 1

Totals: United States 16½, International 15½

THE PRESIDENTS CUP—1994



Robert Trent Jones GC, Lake Manassas, VA

Par: 36-36—72 Yards: 7,239 September 16-18, 1994

Honorary Chairman: Gerald R. Ford

Captains: Hale Irwin, David Graham

FIRST DAY

Four-Ball—United States 5, International 0

Corey Pavin/Jeff Maggert (U.S.) def. Steve Elkington/Vijay Singh, 2 and 1

Jay Haas/Scott Hoch (U.S.) def. Fulton Allem/David Frost, 6 and 5

Davis Love III/Fred Couples (U.S.) def. Nick Price/Bradley Hughes, 1 up

John Huston/Jim Gallagher, Jr. (U.S.) def. Craig Parry/Robert Allenby, 4 and 2

Tom Lehman/Phil Mickelson (U.S.) def. Frank Nobilo/Peter Senior, 3 and 2

Foursomes—United States 2½, International 2½

Hale Irwin/Loren Roberts (U.S.) def. Frost/Allem, 3 and 1

Haas/Hoch (U.S.) def. Parry/Tsukasa Watanabe, 4 and 3

Nobilo/Allenby (Int.) def. Pavin/Maggert, 2 and 1

Elkington/Singh (Int.) def. Mickelson/Lehman, 2 and 1

Price/Mark McNulty (Int.) halved with Love/Gallagher

Totals: United States—7½, International 2½

SECOND DAY

Four-Ball—International 3½, United States 1½

Allem/McNulty (Int.) def. Gallagher/Huston, 4 and 3

Watanabe/Singh (Int.) def. Haas/Hoch, 3 and 1

Parry/Hughes (Int.) def. Roberts/Lehman, 4 and 3

Couples/Love (U.S.) def. Nobilo/Allenby, 2 up

Price/Elkington (Int.) halved with Mickelson/Pavin

Totals: United States—9, International—6

Foursomes—United States 3, International 2

Frost/Senior (Int.) def. Irwin/Haas, 6 and 5

Pavin/Roberts (U.S.) def. Parry/Allem, 1 up

Singh/Elkington (Int.) def. Maggert/Huston, 3 and 2

Love/Gallagher (U.S.) def. Nobilo/Allenby, 7 and 5

Mickelson/Lehman (U.S.) def. Hughes/McNulty, 3 and 2

Totals: United States—12, International—8

THIRD DAY

Singles—United States 8, International 4

Irwin (U.S.) def. Allenby, 1 up

Haas (U.S.) def. McNulty, 4 and 3

Gallagher (U.S.) def. Watanabe, 4 and 3

Mickelson (U.S.) halved with Allem

Singh (Int.) halved with Lehman

Senior (Int.) def. Huston, 3 and 2

Hoch (U.S.) halved with Frost

Maggert (U.S.) def. Hughes, 2 and 1

Nobilo (Int.) halved with Roberts

Couples (U.S.) def. Price, 1 up

Love (U.S.) def. Elkington, 1 up

Parry (Int.) def. Pavin, 1 up

Totals: United States 20, International 12

1998 PRESIDENTS CUP RECORDS



U.S. TEAM

PLAYER	OVERALL W-L-H	FOUR-BALL W-L-H	FOURSOMES W-L-H	SINGLES W-L-H
Mark Calcavecchia	1-1-2	1-1-0	0-0-1	0-0-1
Fred Couples	2-2-1	1-1-0	1-1-0	0-0-1
David Duval	0-4-1	0-1-1	0-2-0	0-1-0
Jim Furyk	1-3-0	0-1-0	0-2-0	1-0-0
Scott Hoch	2-2-0	1-0-0	0-2-0	1-0-0
John Huston	0-4-0	0-2-0	0-1-0	0-1-0
Lee Janzen	1-1-2	1-0-0	0-1-1	0-0-1
Justin Leonard	0-3-1	0-1-0	0-1-1	0-1-0
Davis Love III	1-3-1	1-1-0	0-1-1	0-1-0
Phil Mickelson	0-2-2	0-1-1	0-1-0	0-0-1
Mark O'Meara	2-2-0	1-1-0	0-1-0	1-0-0
Tiger Woods	2-3-0	0-2-0	1-1-0	1-0-0



INTERNATIONAL TEAM

PLAYER	OVERALL W-L-H	FOUR-BALL W-L-H	FOURSOMES W-L-H	SINGLES W-L-H
Stuart Appleby	2-1-1	1-0-0	1-0-1	0-1-0
Steve Elkington	3-0-2	2-0-0	1-0-1	0-0-1
Ernie Els	3-1-1	1-0-1	1-1-0	1-0-0
Carlos Franco	0-2-1	0-2-0	0-0-0	0-0-1
Shigeki Maruyama	5-0-0	2-0-0	2-0-0	1-0-0
Frank Nobilo	2-2-0	0-1-0	2-0-0	0-1-0
Greg Norman	3-1-1	2-0-0	1-0-1	0-1-0
Joe Ozaki	2-1-0	2-0-0	0-0-0	0-1-0
Craig Parry	3-1-0	0-1-0	2-0-0	1-0-0
Nick Price	2-1-2	0-1-1	1-0-1	1-0-0
Vijay Singh	3-1-1	2-0-0	1-1-0	0-0-1
Greg Turner	2-1-1	0-1-0	2-0-0	0-0-1

1996 PRESIDENTS CUP RECORDS



U.S. TEAM

PLAYER	OVERALL W-L-H	FOUR-BALL W-L-H	FOURSOMES W-L-H	SINGLES W-L-H
Mark Brooks	0-3-0	0-1-0	0-1-0	0-1-0
Fred Couples	3-1-0	1-1-0	1-0-0	1-0-0
David Duval	4-0-0	2-0-0	1-0-0	1-0-0
Scott Hoch	3-1-0	1-1-0	1-0-0	1-0-0
Tom Lehman	1-4-0	1-1-0	0-2-0	0-1-0
Justin Leonard	1-3-0	0-1-0	1-1-0	0-1-0
Davis Love III	3-2-0	1-1-0	1-1-0	1-0-0
Phil Mickelson	1-2-1	1-0-0	0-1-1	0-1-0
Mark O'Meara	5-0-0	2-0-0	2-0-0	1-0-0
Corey Pavin	1-3-1	1-1-0	0-1-1	0-1-0
Kenny Perry	2-2-0	1-0-0	1-1-0	0-1-0
Steve Stricker	2-3-0	1-1-0	0-2-0	1-0-0



INTERNATIONAL TEAM

PLAYER	OVERALL W-L-H	FOUR-BALL W-L-H	FOURSOMES W-L-H	SINGLES W-L-H
Robert Allenby	2-3-0	1-1-0	1-1-0	0-1-0
Steve Elkington	3-2-0	1-1-0	1-1-0	1-0-0
Ernie Els	3-1-1	1-1-0	1-0-1	1-0-0
David Frost	2-1-0	0-0-0	1-1-0	1-0-0
Mark McNulty	2-2-1	1-1-0	1-0-1	0-1-0
Frank Nobile	2-3-0	0-2-0	1-1-0	1-0-0
Greg Norman	3-2-0	1-1-0	1-1-0	1-0-0
Jumbo Ozaki	1-2-0	1-1-0	0-0-0	0-1-0
Craig Parry	1-2-0	0-1-0	0-1-0	1-0-0
Nick Price	2-3-0	1-1-0	1-1-0	0-1-0
Peter Senior	1-2-0	0-1-0	1-0-0	0-1-0
Vijay Singh	2-3-0	1-1-0	1-1-0	0-1-0

1994 PRESIDENTS CUP RECORDS



U.S. TEAM

PLAYER	OVERALL W-L-H	FOUR-BALL W-L-H	FOURSOMES W-L-H	SINGLES W-L-H
Fred Couples	3-0-0	2-0-0	0-0-0	1-0-0
Jim Gallagher, Jr.	3-1-1	1-1-0	1-0-1	1-0-0
Jay Haas	3-2-0	1-1-0	1-1-0	1-0-0
Scott Hoch	2-1-1	1-1-0	1-0-0	0-0-1
John Huston	1-3-0	1-1-0	0-1-0	0-1-0
Hale Irwin	2-1-0	0-0-0	1-1-0	1-0-0
Tom Lehman	2-2-1	1-1-0	1-1-0	0-0-1
Davis Love III	4-0-1	2-0-0	1-0-1	1-0-0
Jeff Maggert	2-2-0	1-0-0	0-2-0	1-0-0
Phil Mickelson	2-1-2	1-0-1	1-1-0	0-0-1
Corey Pavin	2-2-1	1-0-1	1-1-0	0-1-0
Loren Roberts	2-1-1	0-1-0	2-0-0	0-0-1



INTERNATIONAL TEAM

PLAYER	OVERALL W-L-H	FOUR-BALL W-L-H	FOURSOMES W-L-H	SINGLES W-L-H
Robert Allenby	1-4-0	0-2-0	1-1-0	0-1-0
Fulton Allem	1-3-1	1-1-0	0-2-0	0-0-1
Steve Elkington	2-2-1	0-1-1	2-0-0	0-1-0
David Frost	1-2-1	0-1-0	1-1-0	0-0-1
Bradley Hughes	1-3-0	1-1-0	0-1-0	0-1-0
Mark McNulty	1-2-1	1-0-0	0-1-1	0-1-0
Frank Nobilo	1-3-1	0-2-0	1-1-0	0-0-1
Craig Parry	2-3-0	1-1-0	0-2-0	1-0-0
Nick Price	0-2-2	0-1-1	0-0-1	0-1-0
Peter Senior	2-1-0	0-1-0	1-0-0	1-0-0
Vijay Singh	3-1-1	1-1-0	2-0-0	0-0-1
Tsukasa Watanabe	1-2-0	1-0-0	0-1-0	0-1-0

ALL-TIME PRESIDENTS CUP RECORDS



U.S. TEAM

Player (Years)	Overall W-L-H	Four-Ball W-L-H	Foursomes W-L-H	Singles W-L-H
Mark Brooks (1996)	0-3-0	0-1-0	0-1-0	0-1-0
Mark Calcavecchia (1998)	1-1-2	1-1-0	0-0-1	0-0-1
Fred Couples (1994, 1996, 1998)	8-3-1	4-2-0	2-1-0	2-0-1
David Duval (1996, 1998)	4-4-1	2-1-1	1-2-0	1-1-0
Jim Furyk (1998)	1-3-0	0-1-0	0-2-0	1-0-0
Jim Gallagher, Jr. (1994)	3-1-1	1-1-0	1-0-1	1-0-0
Jay Haas (1994)	3-2-0	1-1-0	1-0-1	1-0-0
Scott Hoch (1994, 1996, 1998)	7-4-1	3-2-0	2-2-0	2-0-1
John Huston (1994, 1998)	1-7-0	1-3-0	0-2-0	0-2-0
Hale Irwin (1994)	2-1-0	0-0-0	1-1-0	1-0-0
Lee Janzen (1998)	1-1-2	1-0-0	0-1-1	0-0-1
Tom Lehman (1994, 1996)	3-6-1	2-2-0	1-3-0	0-1-1
Justin Leonard (1996, 1998)	1-6-1	0-2-0	1-2-1	0-2-0
Davis Love III (1994, 1996, 1998)	8-5-2	4-2-0	2-2-2	2-1-0
Jeff Maggert (1994)	2-2-0	1-0-0	0-2-0	1-0-0
Phil Mickelson (1994, 1996, 1998)	3-5-5	2-1-2	1-3-1	0-1-2
Mark O'Meara (1996, 1998)	7-2-0	3-1-0	2-1-0	2-0-0
Corey Pavin (1994, 1996)	3-5-2	2-1-1	1-2-1	0-2-0
Kenny Perry (1996)	2-2-0	1-0-0	1-1-0	0-1-0
Loren Roberts (1994)	2-1-1	0-1-0	2-0-0	0-0-1
Steve Stricker (1996)	2-3-0	1-1-0	0-2-0	1-0-0
Tiger Woods (1998)	2-3-0	0-2-0	1-1-0	1-0-0



INTERNATIONAL TEAM

Player (Years)	Overall W-L-H	Four-Ball W-L-H	Foursomes W-L-H	Singles W-L-H
Fulton Allem (1994)	1-1-1	1-1-0	0-2-0	0-0-1
Robert Allenby (1994, 1996)	3-7-0	1-3-0	2-2-0	0-2-0
Stuart Appleby (1998)	2-1-1	1-0-0	1-0-1	0-1-0
Steve Elkington (1994, 1996, 1998)	8-4-3	3-2-1	4-1-1	1-1-1
Ernie Els (1996, 1998)	6-2-2	2-1-1	2-1-1	2-0-0
Carlos Franco (1998)	0-2-1	0-2-0	0-0-0	0-0-1
David Frost (1994, 1996)	3-3-1	0-1-0	2-2-0	1-0-1
Bradley Hughes (1994)	1-3-0	1-1-0	0-1-0	0-1-0
Shigeki Maruyama (1998)	5-0-0	2-0-0	2-0-0	1-0-0
Mark McNulty (1994, 1996)	3-4-2	2-1-0	1-1-2	0-2-0
Frank Nobilo (1994, 1996, 1998)	5-8-1	0-5-0	4-2-0	1-1-1
Greg Norman (1996, 1998)	6-3-1	3-1-0	2-1-1	1-1-0
Joe Ozaki (1998)	2-1-0	2-0-0	0-0-0	0-1-0
Jumbo Ozaki (1996)	1-2-0	1-1-0	0-0-0	0-1-0
Craig Parry (1994, 1996, 1998)	6-6-0	1-3-0	2-3-0	3-0-0
Nick Price (1994, 1996, 1998)	4-6-4	1-3-2	2-1-2	1-2-0
Peter Senior (1994, 1996)	3-3-0	0-2-0	2-0-0	1-1-0
Vijay Singh (1994, 1996, 1998)	8-5-2	4-2-0	4-2-0	0-1-2
Greg Turner (1998)	2-1-1	0-1-0	2-0-0	0-0-1
Tsukasa Watanabe (1994)	1-2-0	1-0-0	0-1-0	0-1-0

RYDER CUP MATCHES

The Ryder Cup Matches developed from a match played between representatives of the American and British Professional Golfers' Association in England in 1926. That unofficial match was won by the British 13½ to 1½.

Following this highly successful exhibition, Samuel A. Ryder, a wealthy British seed merchant, offered to donate a solid gold trophy bearing his name to be competed for in a series of matches between professionals of the two nations.

From the start of the series through the 1959 Ryder Cup matches, the competition was comprised of four foursome matches one day and eight singles matches the other day, each at 36 holes.

In 1961, the format was changed to provide for four 18-hole foursomes the morning of the first day and four more that afternoon, then for eight 18-hole singles the morning of the second day and eight more that afternoon. As in the past, one point was at stake in each match, so the total number of points was doubled.

In 1963, for the first time, a day of four-ball matches augmented the program to add new interest to the overall competition. This brought the total number of points to 32.

In 1977, the format was altered once again. This time there were five foursomes on the opening day, five four-ball matches on the second day, and 10 singles matches on the final day. This reduced the total number of points to 20.

For 1979, eligibility for the Great Britain-Ireland side was expanded to include all PGA European Tour members who are residents of European nations.



The 2001 Ryder Cup Matches will be played Sept. 28-30 at The Belfry in Sutton Coldfield, England. Curtis Strange is the Captain of the U.S. Team, Sam Torrance is Captain of the European Team.

Year	Played At	Date	U.S.	Result	Britain
1927	Worcester Country Club, Worcester, MA	June 3-4	U.S.	9½	Britain 2½
1929	Moortown, England	April 26-27	Britain	7	U.S. 5
1931	Scioto Country Club, Columbus, OH	June 26-27	U.S.	9	Britain 3
1933	Southport & Ainsdale Courses, England	June 26-27	Britain	6½	U.S. 5½
1935	Ridgewood Country Club, Ridgewood, NJ	Sept. 28-29	U.S.	9	Britain 3
1937	Southport & Ainsdale Courses, England	June 29-30	U.S.	8	Britain 4
Ryder Cup Matches not held during World War II years.					
1947	Portland Golf Club, Portland, OR	Nov. 1-2	U.S.	11	Britain 1
1949	Ganton Golf Course, Scarborough, England	Sept. 16-17	U.S.	7	Britain 5
1951	Pinehurst Country Club, Pinehurst, NC	Nov. 2-4	U.S.	9½	Britain 2½
1953	Wentworth, England	Oct. 2-3	U.S.	6½	Britain 5½
1955	Thunderbird Ranch and CC, Palm Springs, CA	Nov. 5-6	U.S.	8	Britain 4
1957	Lindrick Golf Club, Yorkshire, England	Oct. 4-5	Britain	7½	U.S. 4½
1959	Eldorado Country Club, Palm Desert, CA	Nov. 6-7	U.S.	8½	Britain 3½
1961	Royal Lytham and St. Annes Golf Club, St. Annes-On-The-Sea, England	Oct. 13-14	U.S.	14½	Britain 9½
1963	East Lake Country Club, Atlanta, GA	Oct. 11-13	U.S.	23	Britain 9
1965	Royal Birkdale Golf Club, Southport, England	Oct. 7-9	U.S.	19½	Britain 12½
1967	Champions Golf Club, Houston, TX	Oct. 20-22	U.S.	23½	Britain 8½
1969	Royal Birkdale Golf Club, Southport, England	Sept. 18-20	U.S.	16	Britain 16 (Tie)
1971	Old Warson Country Club, St. Louis, MO	Sept. 16-18	U.S.	18½	Britain 13½
1973	Muirfield, Scotland	Sept. 20-22	U.S.	19	Britain 13
1975	Laurel Valley Golf Club, Ligonier, PA	Sept. 19-21	U.S.	21	Britain 11
1977	Royal Lytham and St. Annes Golf Club, St. Annes-On-The-Sea, England	Sept. 15-17	U.S.	12½	Britain 7½
1979	Greenbrier, White Sulphur Springs, WV	Sept. 13-15	U.S.	17	Europe 11
1981	Walton Heath Golf Club, Surrey, England	Sept. 18-20	U.S.	18½	Europe 9½
1983	PGA National GC, Palm Beach Gardens, FL	Oct. 14-16	U.S.	14½	Europe 13½
1985	The Belfry Golf Club, Sutton Coldfield, England	Sept. 13-15	Europe	16½	U.S. 11½
1987	Muirfield Village Golf Club, Dublin, OH	Sept. 24-27	Europe	15	U.S. 13
1989	The Belfry Golf Club, Sutton Coldfield, England	Sept. 22-24	U.S.	14	Europe 14 (Tie)
1991	The Ocean Course, Kiawah Island, SC	Sept. 26-29	U.S.	14½	Europe 13½
1993	The Belfry Golf Club, Sutton Coldfield, England	Sept. 24-26	U.S.	15	Europe 13
1995	Oak Hill CC, Rochester, NY	Sept. 22-24	Europe	14½	U.S. 13½
1997	Valderrama GC, Sotogrande, Spain	Sept. 26-28	Europe	14½	U.S. 13½
1999	The Country Club, Brookline, MA	Sept. 24-26	U.S.	14½	Europe 13½

(The United States leads the series, 24-7-2.)

THE RYDER CUP

The 2001 U.S. Ryder Cup Team will be selected by Ryder Cup points earned from the beginning of the 2000 season through the 2001 PGA Championship. The top-10 point getters qualify for the 12-man team. U.S. Captain Curtis Strange will select two players to complete the squad. Likewise, the first 10 players for the European side will be selected on the basis of points accumulated, with Captain Sam Torrance selecting two players to complete the team.

Points for the U.S. team will be awarded to the first 10 positions in each PGA TOUR event on the following basis, with points weighted toward the 2001 season:

PGA Championship, U.S. Open, Masters Tournament and the British Open (2000/2001): 1st—225/300; 2nd—135/180; 3rd—120/160; 4th—105/140; 5th—90/120; 6th—75/100; 7th—60/80; 8th—45/60; 9th—30/40; 10th—15/20.

All other PGA TOUR events (2000/2001): 1st—75/150; 2nd—45/90; 3rd—40/80; 4th—35/70; 5th—30/60; 6th—25/50; 7th—20/40; 8th—15/30; 9th—10/20; 10th—5/10.

If a player who is ineligible finishes in one of those positions, no points will be awarded for that position. In order to be eligible, a player must be a U.S. citizen and a member of the PGA of America.

1999 MATCH RESULTS

FIRST DAY

Four-Ball — Europe 2 1/2, United States 1 1/2

Colin Montgomerie/Paul Lawrie (Europe) def. David Duval/Phil Mickelson, 3 and 2
Sergio Garcia/Jesper Parnevik (Europe) def. Tom Lehman/Tiger Woods, 2 and 1
Miguel Angel Jimenez/Padraig Harrington (Europe) halved with Davis Love III/Payne Stewart
Jeff Maggert/Hal Sutton (USA) def. Lee Westwood/Darren Clarke, 3 and 2

Foursomes — Europe 3 1/2, United States 1/2

Parnevik/Garcia (Europe) def. Mickelson/Jim Furyk, 1 up
Love/Leonard (USA) halved with Montgomerie/Lawrie
Jimenez/Jose Maria Olazabal (Europe) def. Sutton/Maggert, 2 and 1
Westwood/Clarke (Europe) def. Woods/Duval, 1 up

Day One Totals: Europe 6, United States 2

SECOND DAY

Four-Ball — Europe 2, United States 2

Sutton/Maggert (USA) def. Montgomerie/Lawrie, 1 up
Clarke/Westwood (Europe) def. Furyk/Mark O'Meara, 3 and 2
Woods/Steve Pate (USA) def. Jimenez/Harrington, 1 up
Parnevik/Garcia (Europe) def. Stewart/Leonard, 3 and 2

Foursomes — Europe 2, United States 2

Mickelson/Lehman (USA) def. Westwood/Clarke, 2 and 1
Parnevik/Garcia (Europe) halved with Love/Duval
Jimenez/Olazabal (Europe) halved with Leonard/Sutton
Montgomerie/Lawrie (Europe) def. Woods/Pate, 2 and 1

Day Two Totals: Europe 10, United States 6

FINAL DAY

Singles — United States 8 1/2, Europe 3 1/2

Lehman (USA) def. Westwood, 3 and 2
Sutton (USA) def. Clarke, 4 and 2
Mickelson (USA) def. Jarmo Sandelin, 4 and 3
Love (USA) def. Jean Van de Velde, 6 and 5
Woods (USA) def. Andrew Coltart, 3 and 2
Duval (USA) def. Parnevik, 5 and 4
Harrington (Europe) def. O'Meara, 1 up
Pate (USA) def. Jimenez, 2 and 1
Olazabal (Europe) halved with Leonard
Montgomerie (Europe) def. Stewart, 1 up
Furyk (USA) def. Garcia, 4 and 3
Lawrie (Europe) def. Maggert, 4 and 3

FINAL TOTALS: United States 14 1/2, Europe 13 1/2

WORLD CUP OF GOLF

Tiger Woods and Mark O'Meara, representing the United States, won the 1999 World Cup of Golf in Kuala Lumpur, Malaysia. The World Cup traditionally featured competition among 32 teams from around the globe. Fred Couples and Davis Love III won a record four consecutive World Cups for the United States from 1992-95. Jack Nicklaus and Arnold Palmer also won four times, in 1963-64 and 1966-67.

The International Golf Association (IGA) operated the World Cup of Golf from its inception in 1953 through 1999. Last year the IGA and the International Federation of PGA Tours entered into an agreement whereby the Federation will, going forward, sanction the EMC World Cup as the fourth World Golf Championships event. This will be the team component of the elite series and will be known as the World Golf Championships — EMC World Cup.

The new format will be two-man teams representing 24 countries. Eighteen teams will be comprised of top players from the Official World Golf Ranking, and six teams will become eligible via qualifying competitions.

The EMC World Cup will be played December 4-10 at Buenos Aires Golf Club in Buenos Aires, Argentina.

YEAR	COUNTRY	WINNING TEAM MEMBERS	INDIVIDUAL MEDALIST
1953	Argentina	Antonio Cerda, Roberto De Vincenzo	Antonio Cerda, Argentina
1954	Australia	Peter Thomson, Kel Nagle	Stan Leonard, Canada
1955	United States	Chick Harbert, Ed Furgol	Ed Furgol, United States
1956	United States	Ben Hogan, Sam Snead	Ben Hogan, United States
1957	Japan	Torakichi Nakamura, Koichi Ono	Torakichi Nakamura, Japan
1958	Ireland	Harry Bradshaw, Christy O'Connor	Angel Miguel, Spain
1959	Australia	Peter Thomson, Kel Nagle	Stan Leonard, Canada
1960	United States	Sam Snead, Arnold Palmer	Flory Von Donck, Belgium
1961	United States	Sam Snead, Jimmy Demaret	Sam Snead, United States
1962	United States	Sam Snead, Arnold Palmer	Roberto De Vincenzo, Argentina
1963	United States	Arnold Palmer, Jack Nicklaus	Jack Nicklaus, United States
1964	United States	Arnold Palmer, Jack Nicklaus	Jack Nicklaus, United States
1965	South Africa	Gary Player, Harold Henning	Gary Player, South Africa
1966	United States	Jack Nicklaus, Arnold Palmer	George Knudson, Canada
1967	United States	Jack Nicklaus, Arnold Palmer	Arnold Palmer, United States
1968	Canada	Al Balding, George Knudson	Al Balding, Canada
1969	United States	Orville Moody, Lee Trevino	Lee Trevino, United States
1970	Australia	Bruce Devlin, David Graham	Roberto De Vincenzo, Argentina
1971	United States	Jack Nicklaus, Lee Trevino	Jack Nicklaus, United States
1972	Taiwan	Hsieh Min Nan, Lu Liang Huan	Hsieh Min Nan, Taiwan
1973	United States	Jack Nicklaus, Johnny Miller	Johnny Miller, United States
1974	South Africa	Bobby Cole, Dale Hayes	Bobby Cole, South Africa
1975	United States	Johnny Miller, Lou Graham	Johnny Miller, United States
1976	Spain	Seve Ballesteros, Manuel Pinero	Ernesto Acosta, Mexico
1977	Spain	Seve Ballesteros, Antonio Garrido	Gary Player, South Africa
1978	United States	John Mahaffey, Andy North	John Mahaffey, United States
1979	United States	John Mahaffey, Hale Irwin	Hale Irwin, United States
1980	Canada	Dan Halldorson, Jim Nelford	Sandy Lyle, Scotland
1981	Not played		
1982	Spain	Manuel Pinero, Jose Maria Canizares	Manuel Pinero, Spain
1983	United States	Rex Caldwell, John Cook	Dave Barr, Canada
1984	Spain	Jose Maria Canizares, Jose Rivero	Jose Maria Canizares
1985	Canada	Dan Halldorson, Dave Barr	Howard Clark, England
1986	Not played		
1987	Wales	Ian Woosnam, David Llewellyn	Ian Woosnam, Wales
1988	United States	Ben Crenshaw, Mark McCumber	Ben Crenshaw, United States
1989	Australia	Wayne Grady, Peter Fowler	Peter Fowler, Australia
1990	Germany	Bernhard Langer, Torsten Gideon	Payne Stewart, United States
1991	Sweden	Anders Forsbrand, Per Ulrik Johansson	Ian Woosnam, Wales
1992	United States	Fred Couples, Davis Love III	Brett Ogle, Australia
1993	United States	Fred Couples, Davis Love III	Bernhard Langer, Germany
1994	United States	Fred Couples, Davis Love III	Fred Couples, United States
1995	United States	Fred Couples, Davis Love III	Davis Love III, United States
1996	South Africa	Ernie Els, Wayne Westner	Ernie Els, South Africa
1997	Ireland	Padraig Harrington, Paul McGinley	Colin Montgomerie, Scotland
1998	England	David Carter, Nick Faldo	Scott Verplank, United States
1999	United States	Tiger Woods, Mark O'Meara	Tiger Woods, United States

(See 1998 World Cup of Golf summary on pages 3-130 and 3-131.)

OFFICIAL WORLD GOLF RANKING

The Official World golf Ranking, which is endorsed by the four major championships and six professional Tours that make up the International Federation of PGA Tours, is issued every Monday following the completion of the previous week's tournaments from around the world.

Results from events on the world's leading professional tours — the Asian PGA, PGA Tour of Australasia, European Tour, Japan Golf Tour, PGA TOUR, BUY.COM TOUR, Southern African Tour and European Challenge Tour — are evaluated, and points are awarded according to the players' finishing positions. Tournaments are "rated" according to the strength of field based on the number and ranking of the world's top players in respective tournament fields (event "ratings").

In addition, some strength of field weighting is given to the inclusion in each field of at least 15 of the top 30 on the host Tour's prior year Official Money Lists.

The four major championships and THE PLAYERS Championship are rated separately to reflect the higher quality of the events. In addition, the Volvo PGA Championship in Europe and the Australian, Japanese and South African Open Championships are allocated higher minimum point levels to reflect their status.

The Official World Golf Ranking points for each player are accumulated over a two-year "rolling" period, with the points awarded in the most recent 52-week period doubled. Each player then is ranked according to his average points per tournament, which is determined by dividing his total number of points by the tournaments he has played over that two-year period. There is a minimum requirement of 40 tournaments for the two-year period.

The winners of the Masters Tournament, U.S. Open, British Open and PGA Championship are awarded 50 points (30 points for second place, 20 for third, 15 for fourth, down to 0.75 points for a player completing the final round), and the winner of THE PLAYERS Championship is awarded 40 points (points are awarded down to 60th place).

The Volvo PGA Championship has a minimum of 32 points for the winner (points down to 56th place). In addition, the Open Championships of Australia, Japan and South Africa have a minimum of 16 points for the winner (points awarded down to 37th place).

Minimum points levels of all the other official Tour events have been set at six points for Southern Africa (points to 14th place), eight points for Australasia and Japan (points to 19th place), and 12 points for Europe and the United States (points to 27th place).

Beginning in 2000, points will also be awarded on the Asian, BUY.COM and European Challenge Tours, with the winners of events on these Tours receiving three points.

Full Ranking points are awarded for tournaments reduced to 54 holes because of inclement weather or other reasons. For events completing only 36 holes, Ranking points are reduced by 25 percent.

POS.	PLAYER	AVERAGE	POS.	PLAYER	AVERAGE
1	*Tiger Woods	19.98	26	Jose M Olazabal	4.24
2	*David Duval	13.15	27	*Steve Pate	4.15
3	Colin Montgomerie	10.36	28	*Jeff Sluman	4.03
4	*Davis Love III	9.48	29	*Steve Stricker	3.95
5	*Ernie Els	8.64	30	*Bob Estes	3.86
6	Lee Westwood	7.85	31	*Tim Herron	3.83
7	*Vijay Singh	7.82	32	*Stewart Cink	3.81
8	*Nick Price	7.20	33	Retief Goosen	3.76
9	*Phil Mickelson	6.58	34	*Dudley Hart	3.75
10	*Mark O'Meara	6.52	35	*Stuart Appleby	3.71
11	*Jim Furyk	6.36	36	"Jumbo" Ozaki	3.68
12	*Sergio Garcia	6.20	37	*Glen Day	3.67
13	*Justin Leonard	6.14	38	Thomas Bjorn	3.63
14	*Hal Sutton	6.11	39	*Lee Janzen	3.63
15	*Jesper Parnevik	5.43	40	*Brian Watts	3.61
16	*John Huston	5.36	41	*Scott Hoch	3.54
17	*Jeff Maggert	5.34	42	*Craig Parry	3.46
18	*Carlos Franco	5.30	43	*Greg Norman	3.45
19	Darren Clarke	5.29	44	*Paul Lawrie	3.38
20	*Fred Couples	5.18	45	*Bob Tway	3.36
21	Miguel A Jimenez	4.91	46	*"Joe" Ozaki	3.36
22	*Tom Lehman	4.83	47	*Brent Geiberger	3.32
23	*Chris Perry	4.42	48	*Fred Funk	3.28
24	*David Toms	4.40	49	*Loren Roberts	3.27
25	*Steve Elkington	4.29	50	Padraig Harrington	3.07

* PGA TOUR Member

WINNERS OF MAJOR U.S. AMATEUR EVENTS

NCAA CHAMPIONS (SINCE 1949)

YEAR	WINNER	YEAR	WINNER
1949	Harvie Ward, North Carolina	1974	Curtis Strange, Wake Forest
1950	Fred Wampler, Purdue	1975	Jay Haas, Wake Forest
1951	Tom Nieporte, Ohio State	1976	Scott Simpson, USC
1952	Jim Vickers, Oklahoma	1977	Scott Simpson, USC
1953	Earl Moeller, Oklahoma State	1978	David Edwards, Oklahoma State
1954	Hillman Robbins, Memphis State	1979	Gary Hallberg, Wake Forest
1955	Joe Campbell, Purdue	1980	Jay Don Blake, Utah State
1956	Rick Jones, Ohio State	1981	Ron Commans, USC
1957	Rex Baxter Jr. Houston	1982	Billy Ray Brown, Houston
1958	Phil Rodgers, Houston	1983	Jim Carter, Arizona State
1959	Dick Crawford, Houston	1984	John Inman, North Carolina
1960	Dick Crawford, Houston	1985	Clark Burroughs, Ohio State
1961	Jack Nicklaus, Ohio State	1986	Scott Verplank, Oklahoma State
1962	Kermit Zarley, Houston	1987	Brian Watts, Oklahoma State
1963	R.H. Sikes, Arkansas	1988	E.J. Pfister, Oklahoma State
1964	Terry Small, San Jose State	1989	Phil Mickelson, Arizona State
1965	Marty Fleckman, Houston	1990	Phil Mickelson, Arizona State
1966	Bob Murphy, Florida	1991	Warren Schutte, Nevada-Las Vegas
1967	Hale Irwin, Colorado	1992	Phil Mickelson, Arizona State
1968	Grier Jones, Oklahoma State	1993	Todd Demsey, Arizona State
1969	Bob Clark, Los Angeles State	1994	Justin Leonard, Texas
1970	John Mahaffey, Houston	1995	Chip Spratlin, Auburn
1971	Ben Crenshaw, Texas	1996	Tiger Woods, Stanford
1972	Ben Crenshaw, Texas	1997	Charles Warren, Clemson
	Tom Kite, Texas	1998	James McLean, Minnesota
1973	Ben Crenshaw, Texas	1999	Luke Donald, Northwestern

U.S. AMATEUR CHAMPIONS (SINCE 1949)

YEAR	MATCH PLAY	MATCH PLAY	
1949	Charles R. Coe	1973	Craig Stadler
1950	Sam Urzetta	1974	Jerry Pate
1951	Billy Maxwell	1975	Fred Ridley
1952	Jack Westland	1976	Bill Sander
1953	Gene A. Littler	1977	John Fought
1954	Arnold Palmer	1978	John Cook
1955	E. Harvie Ward, Jr.	1979	Mark O'Meara
1956	E. Harvie Ward, Jr.	1980	Hal Sutton
1957	Hillman Robbins, Jr.	1981	Nathaniel Crosby
1958	Charles R. Coe	1982	Jay Sigel
1959	Jack W. Nicklaus	1983	Jay Sigel
1960	Deane R. Beman	1984	Scott Verplank
1961	Jack W. Nicklaus	1985	Sam Randolph
1962	Labron E. Harris Jr.	1986	Buddy Alexander
1963	Deane R. Beman	1987	Bill Mayfair
1964	William C. Campbell	1988	Eric Meeks
		1989	Chris Patton
		1990	Phil Mickelson
		1991	Mitch Voges
		1992	Justin Leonard
		1993	John Harris
		1994	Tiger Woods
		1995	Tiger Woods
		1996	Tiger Woods
		1997	Matt Kuchar
		1998	Hank Kuehne
		1999	David Gossett

STROKE PLAY	
1965	Robert J. Murphy 291
1966	Gary Cowan 285
1967	Robert B. Dickson 285
1968	Bruce Fleisher 284
1969	Steven N. Melnyk 286
1970	Lanny Wadkins *279
1971	Gary Cowan 280
1972	Vinny Giles 285

STROKE PLAY

1965	Robert J. Murphy	291
1966	Gary Cowan	285
1967	Robert B. Dickson	285
1968	Bruce Fleisher	284
1969	Steven N. Melnyk	286
1970	Lanny Wadkins	*279
1971	Gary Cowan	280
1972	Vinny Giles	285

WINNERS OF MAJOR U.S. AMATEUR EVENTS

U.S. PUBLIC LINKS CHAMPIONS (SINCE 1949)

YEAR MATCH PLAY


1949	Kenneth J. Towns
1950	Stanley Bielat
1951	Dave Stanley
1952	Omer L. Bogan
1953	Ted Richards, Jr.
1954	Gene Andrews
1955	Sam D. Kocsis
1956	James H. Buxbaum
1957	Don Essig, III
1958	Daniel D. Sikes, Jr.
1959	William A Wright
1960	Verne Callison
1961	Richard H. Sikes
1962	Richard H. Sikes
1963	Robert Lunn
1964	William McDonald
1965	Arne Dokka
1966	Lamont Kaser

STROKE PLAY


1967	Verne Callison	287
1968	Gene Towry	292
1969	J. M. Jackson	292
1970	Robert Risch	293
1971	Fred Haney	290
1972	Bob Allard	285
1973	Stan Stopa	294
1974	Chas. Barenaba	290

MATCH PLAY

1975	Randy Barenaba
1976	Eddie Mudd
1977	Jerry Vidovic
1978	Dean Prince
1979	Dennis Walsh
1980	Jodie Mudd
1981	Jodie Mudd
1982	Billy Tuten
1983	Billy Tuten
1984	Bill Malley
1985	Jim Sorenson
1986	Bill Mayfair
1987	Kevin Johnson
1988	Ralph Howe
1989	Tim Hobby
1990	Mike Combs
1991	David Berganio, Jr.
1992	Warren Schutte
1993	David Berganio, Jr.
1994	Guy Yamamoto
1995	Chris Wollman
1996	Tim Hogarth
1997	Tim Clark
1998	Trevor Immelman
1999	Hunter Haas



Jeff Maggert captured the inaugural World Golf Championships-Andersen Consulting Match Play Championship in impressive style, chipping in on the 38th hole of the championship match to defeat Andrew Magee.



1999 PGA TOUR FACTS AND FIGURES

SECTION 5

1999 OFFICIAL PGA TOUR MONEY LIST

Name	Events	Wins	Money	Name	Events	Wins	Money
1. TIGER WOODS	21	8	\$6,616,585	66. J.L. LEWIS	31	1	\$622,883
2. DAVID DUVAL	21	4	3,641,906	67. #RICH BEEM	24	1	610,555
3. DAVIS LOVE III	23		2,475,328	68. BRAD FAXON	21	1	582,691
4. VIJAY SINGH	29	1	2,283,233	69. GREG NORMAN	12		570,879
5. CHRIS PERRY	31	2	2,145,707	70. COREY PAVIN	25		569,045
6. HAL SUTTON	25	1	2,127,578	71. JOHN COOK	26		567,168
7. PAYNE STEWART	20	2	2,077,950	72. ∞PAUL LAWRIE	4	1	562,234
8. JUSTIN LEONARD	28		2,020,991	73. PAUL AZINGER	24		562,053
9. JEFF MAGGERT	23	1	2,016,469	74. MARK BROOKS	33		557,037
10. DAVID TOMS	32	2	1,959,672	75. STEVE FLESCH	31		552,346
11. CARLOS FRANCO	22	2	1,864,584	76. FRANKLIN LANGHAM	29		535,652
12. JIM FURYK	25	1	1,827,593	77. JERRY KELLY	34		533,702
13. STEVE PATE	28		1,755,960	78. +SCOTT DUNLAP	24		533,027
14. PHIL MICKELSON	23		1,722,681	79. HARRISON FRAZAR	29		530,971
15. ERNIE ELS	18	1	1,710,756	80. TOM BYRUM	27		495,319
16. FRED FUNK	34		1,638,881	81. MIKE REID	22		482,867
17. JEFF SLUMAN	31	1	1,621,491	82. SCOTT VERPLANK	26		474,260
18. NICK PRICE	18		1,572,402	83. BRADLEY HUGHES	31		471,321
19. BRENT GEIBERGER	30	1	1,541,409	84. STEPHEN AMES	18		460,760
20. TED TRYBA	32	1	1,533,636	85. JIM CARTER	28		459,026
21. JOHN HUSTON	23		1,519,387	86. TOMMY TOLLES	27		456,316
22. TIM HERRON	29	1	1,511,202	87. CRAIG STADLER	17		454,091
23. #MIKE WEIR	30	1	1,491,139	88. DAN FORSMAN	27		439,571
24. TOM LEHMAN	23		1,435,564	89. J.P. HAYES	28		436,302
25. STUART APPLEBY	29	1	1,359,724	90. ROBERT DAMRON	30		434,157
26. BOB ESTES	28		1,357,618	91. #JAY DELSING	27		431,879
27. ♦DENNIS PAULSON	28		1,313,814	92. ♦TOM SCHERRER	29		427,849
28. DUFFY WALDORF	26	2	1,302,784	93. ♦JOHN MAGINNES	29		426,666
29. DUDLEY HART	27		1,267,994	94. KENNY PERRY	26		426,184
30. LOREN ROBERTS	26	1	1,258,745	95. BARRY CHEESMAN	34		417,728
31. ♦NOTAH BEGAY III	29	2	1,255,314	96. BRANDEL CHAMBLEE	24		414,994
32. STEWART CINK	27		1,255,100	97. JOEY SINDELAR	24		413,993
33. SCOTT HOCH	27		1,172,692	98. KEVIN WENTWORTH	27		413,601
34. GLEN DAY	29	1	1,109,513	99. OMAR URESTI	31		405,201
35. STEVE ELKINGTON	21	1	1,086,376	100. LEN MATTIACE	31		403,115
36. JESPER PARNEVIK	20	1	1,055,468	101. SCOTT MCCARRON	27		400,678
37. ROCCO MEDATE	25	1	963,075	102. JAY DON BLAKE	29		389,765
38. SKIP KENDALL	31		962,642	103. LARRY MIZE	21		386,554
39. CRAIG PARRY	19		962,376	104. STEVE LOWERY	30		385,937
40. SCOTT GUMP	30		954,732	105. MARK WIEBE	27		385,508
41. GABRIEL HJERTSTEDT	31	1	933,033	106. ∞LEE WESTWOOD	11		384,097
42. ANDREW MAGEE	27		911,565	107. ESTEBAN TOLEDO	33		382,046
43. BOB TWAY	29		899,484	108. #RORY SABBATINI	27		381,322
44. FRANK LICKLITER	31		872,422	109. #DICKY PRIDE	29		381,040
45. MARK O'MEARA	19		868,796	110. BRAD FABEL	26		380,441
46. ∞JOSE MARIA OLAZABAL	13	1	865,167	111. ∞COLIN MONTGOMERIE	12		369,651
47. KIRK TRIPLETT	26		863,399	112. +CHRIS RILEY	28		367,805
48. LEE JANZEN	26		849,994	113. PAUL STANKOWSKI	28		362,889
49. #JONATHAN KAYE	32		845,051	114. #GREG CHALMERS	34		362,635
50. BILL GLASSON	24		838,788	115. #MIKE BRISKY	25		361,084
51. OLIN BROWNE	26	1	834,331	116. STEVE JONES	19		360,706
52. GREG KRAFT	28		810,777	117. DAVID FROST	24		360,452
53. SERGIO GARCIA	9		784,917	118. BILLY ANDRADE	29		345,801
54. TOMMY ARMOUR III	28		782,185	119. JEAN VAN DE VELDE	4		344,526
55. BRIAN HENNINGER	29	1	774,486	120. DAVID SUTHERLAND	31		338,129
56. FRED COUPLES	16		769,192	121. ♦WOODY AUSTIN	30		338,045
57. BRIAN WATTS	24		767,409	122. NOLAN HENKE	28		335,804
58. BILLY MAYFAIR	29		741,733	123. DOUG BARRON	32		334,995
59. MARK CALCAVECCHIA	29		733,971	124. #CRAIG BARLOW	28		327,393
60. JAY HAAS	24		696,861	125. ♦CHARLES RAULERSON	32		326,893
61. PAUL GOYDOS	29		695,052	126. #ROBERT ALLENBY	27		321,507
62. CHRIS DIMARCO	31		672,503	127. ♦ERIC BOOKER	31		320,753
63. KEVIN SUTHERLAND	29		663,891	128. NAOMICHI JOE OZAKI	15		318,485
64. STEVE STRICKER	21		662,461	129. RUSS COCHRAN	30		314,423
65. TOM PERNICE, JR.	31	1	656,140	130. TREVOR DODDS	30		311,311

∞ Non-PGA TOUR Member
1998 Qualifying Tournament Grad

♦ 1998 Top 15 NIKE TOUR
+ Q-School Grad/NIKE TOUR Member

1999 OFFICIAL PGA TOUR MONEY LIST (cont.)

Name	Events	Money	Name	Events	Money
131. RONNIE BLACK	18	\$306,636	196. ∞ROBERT KARLSSON	7	\$102,865
132. BILLY RAY BROWN	17	301,472	197. MARK CARNEVALE	11	92,799
133. ∅DOUG DUNAKY	32	298,069	198. +GEOFFREY SISK	31	91,260
134. BLAINE MCCALLISTER	30	295,932	199. +TY ARMSTRONG	28	85,783
135. #PETE JORDAN	30	295,419	200. TOM KITE	21	85,630
136. ∅EMLYN AUBREY	18	290,806	201. #ALAN BRATTON	31	80,998
137. ∅JOE OGILVIE	31	287,346	202. ∞SHIGEKI MARUYAMA	9	79,137
138. PETER JACOBSEN	22	285,461	203. R.W. EAKS	16	77,524
139. NEAL LANCASTER	35	283,140	204. ∞ERIC RUSTAND	3	77,229
140. #RICK FEHR	26	275,865	205. ∞GUY HILL	3	74,616
141. BRANDT JOBE	13	272,100	206. +BRIAN GAY	26	74,329
142. #P.H. HORGAN III	31	265,956	207. LANNY WADKINS	20	73,433
143. MIKE HULBERT	34	264,524	208. ROBERT GAMEZ	19	71,236
144. +JAY WILLIAMSON	32	263,618	209. DAVID EDWARDS	10	70,249
145. PHIL BLACKMAR	28	261,853	210. #BO VAN PELT	28	70,080
146. MICHAEL BRADLEY	27	257,525	211. ∞PER-ULRIK JOHANSSON	8	70,073
147. ∅MIKE SPOSA	31	255,408	212. DONNIE HAMMOND	8	68,952
148. GRANT WAITE	31	253,209	213. #CHARLES WARREN	26	67,784
149. +PERRY MOSS	22	238,986	214. #TIM LOUSTALOT	26	67,679
150. PHIL TATAURANGI	29	232,078	215. ∞CRAIG A. SPENCE	8	65,270
151. NICK FALDO	15	221,544	216. DOUG TEWELL	9	65,152
152. BRETT QUIGLEY	22	209,318	217. ∞EDUARDO ROMERO	4	65,000
153. #DAVE STOCKTON, JR.	32	197,127	218. #KENT JONES	26	64,217
154. ∞MIGUEL A. JIMENEZ	11	194,188	219. ∅ROBIN FREEMAN	29	62,495
155. FRANK NOBILLO	29	191,734	220. DICK MAST	3	60,000
156. JEFF GALLAGHER	34	189,847	221. BRUCE LIETZKE	9	59,487
157. JOE DURANT	26	187,062	222. ∞RETIEF GOOSEN	4	54,368
158. JOHN DALY	22	186,215	223. FUZZY ZOELLER	19	54,046
159. ∅SEAN MURPHY	29	185,299	224. ∞PADRAIG HARRINGTON	4	51,491
160. D.A. WEIBRING	17	182,713	225. ∞BOB MAY	2	50,000
161. +DANNY BRIGGS	24	182,245	226. SPIKE MCROY	11	49,701
162. CLARK DENNIS	33	180,843	227. ∞GREG TURNER	3	48,600
163. DOUG MARTIN	34	179,610	228. ∞DAVID BERGANIO, JR.	5	48,015
164. SCOTT SIMPSON	20	179,006	229. MIKE STANDLY	15	47,814
165. BEN BATES	35	176,919	230. #TED PURDY	27	46,660
166. BOB FRIEND	38	170,982	231. ∅TSUYOSHI YONEYAMA	1	40,620
167. ∞ANGEL CABRERA	3	167,480	232. ∞ANDREW COLTART	3	38,827
168. MIKE SPRINGER	33	165,675	233. KELLY GIBSON	11	38,105
169. ∞BERNHARD LANGER	9	162,257	234. #CLARENCE ROSE	22	36,451
170. #KATSUMASA MIYAMOTO	22	154,402	235. WAYNE LEVI	17	36,138
171. ∅JIMMY GREEN	28	152,091	236. ∞MARK JAMES	3	33,592
172. #CAMERON BECKMAN	28	147,036	237. ANDY BEAN	12	33,200
173. LEE RINKER	32	145,678	238. BRIAN CLAAR	7	32,927
174. TOM WATSON	13	141,410	239. ∞SVEN STRUVER	3	32,135
175. DAVID OGRIN	18	141,082	240. ∞COSTANTINO ROCCA	1	32,027
176. ∞DARREN CLARKE	10	139,118	241. ∞KYOUNG-JU CHOI	2	31,457
177. ∅BOB BURNS	31	138,118	242. TOM PURTZER	21	30,782
178. CHIP BECK	28	137,423	243. BRAD BRYANT	19	30,183
179. JIM GALLAGHER, JR.	30	131,758	244. ∞THOMAS BJORN	9	30,066
180. +JEFF BREHAUT	28	126,353	245. #STEVE JURGENSEN	23	28,136
181. +CHRIS COUCH	30	121,752	246. RICHARD ZOKOL	6	27,022
182. +JOHN ELLIOTT	28	120,083	247. ∞STEVE ALLAN	2	26,343
183. CURTIS STRANGE	16	118,138	248. BOBBY WADKINS	5	25,673
184. #CHRIS SMITH	28	116,794	249. WAYNE GRADY	15	25,413
185. WILLIE WOOD	27	115,884	250. GARY HALLBERG	15	24,110
186. #BRINY BAIRD	28	115,357	T251. ∞MIGUEL ANGEL MARTIN	1	23,903
187. LARRY RINKER	31	114,890	T251. ∞PETER O'MALLEY	2	23,903
188. ∞PATRIK SJOLAND	9	113,623	253. RAY FLOYD	2	22,480
189. +DEANE PAPPAS	29	113,380	254. DAVE STOCKTON	2	20,920
190. SANDY LYLE	15	113,004	255. ∞JASON GORE	2	20,385
191. DAVID PEOPLES	7	112,965	256. TED SCHULZ	5	20,377
192. FULTON ALLEN	26	112,215	257. KEN GREEN	11	19,922
193. ∞KANAME YOKOO	7	111,395	258. ∞HANK KUEHNE	8	19,869
194. LEE PORTER	34	110,247	259. ∞PHILLIP PRICE	2	19,815
195. ∞IAN WOOSNAM	7	104,478	260. DON POOLEY	8	19,063

∞ Non-PGA TOUR Member
1998 Qualifying Tournament Grad

◇ 1998 Top 15 NIKE TOUR
+ Q-School Grad/NIKE TOUR Member

1999 OFFICIAL PGA TOUR MONEY LIST (cont.)

Name	Events	Money	Name	Events	Money
261. ∞PIERRE FULKE	1	\$18,056	301. JIM MCGOVERN	6	\$7,940
262. KEITH FERGUS	7	17,644	302. MIKE DONALD	5	7,472
263. ∞ROD PAMPLING	6	17,476	303. MIKE NICOLETTE	1	7,225
264. ∞EDWARD FRYATT	1	17,375	304. ∞ALEXANDER CEJKA	2	6,800
265. MIKE SULLIVAN	7	17,105	305. ∞BRUCE ZABRISKI	1	6,675
266. DAN POHL	4	15,008	306. ∞DAVID ISHII	1	6,614
T267. ∞PAUL AFFLECK	1	14,842	307. ∞JEFF FREEMAN	5	6,270
T267. ∞PETER BAKER	2	14,842	308. ∞MATHIAS GRONBERG	3	5,961
T267. ∞MARK MCNULTY	1	14,842	309. ∞GREG MEYER	1	5,850
270. ∞MARK WILSON	1	12,765	310. ∞KEVIN POMARLEAU	1	5,817
271. ∞DAVID HOWELL	2	12,675	311. ∞OSCAR SERNA	1	5,730
272. ∞JEFF ROTH	1	12,411	312. ED FIORI	7	5,610
273. ∞DAVID LEBECK	1	12,060	313. ∞JARROD MOSELEY	3	5,534
274. ∞MICHAEL WALTON	1	11,921	314. ∞CRAIG MATTHEW	2	5,475
T275. ∞THOMAS LEVET	1	11,275	T315. ∞MIKE MALIZIA	1	5,434
T275. ∞PETER LONARD	1	11,275	T315. MARK MCCUMBER	4	5,434
T275. ∞NEIL PRICE	1	11,275	317. DAVE BARR	5	5,375
T275. ∞DEAN ROBERTSON	1	11,275	318. GARY KOCH	1	5,250
T275. ∞KATSUYOSHI TOMORI	1	11,275	319. ∞CHIP SULLIVAN	3	5,225
280. HALE IRWIN	2	11,250	320. ∞MICHAEL BURKE, JR.	6	5,198
281. ∞CHAD CAMPBELL	2	11,038	321. ∞RAY STEWART	2	5,125
282. JACK RENNER	4	10,909	T322. JACK NICKLAUS	2	5,075
283. ∞DAVID MORLAND, IV	4	10,750	T322. ∞HIDEMICHI TANAKA	5	5,075
284. ∞JOEL KRIBEL	7	10,519	324. ∞BRIAN HULL	1	5,033
285. ∞KEIICHIRO FUKABORI	1	10,400	325. ∞ROD BUTCHER	1	5,000
286. ∞CHRIS TIDLAND	1	10,305	326. ∞CHRIS PATTON	1	4,950
T287. ∞SANTIAGO LUNA	1	10,253	327. ∞WES MARTIN	1	4,900
T287. ∞JEREMY ROBINSON	1	10,253	328. ∞CLIFF KRESGE	2	4,876
289. BOB GILDER	12	10,052	329. ∞IAN LEGGATT	2	4,725
290. ∞JOHAN RYSTROM	1	9,921	330. GUY BOROS	5	4,500
291. ∞JARMO SANDELIN	5	9,764	331. ∞MAMORU OSANAI	1	4,440
292. GENE SAUERS	6	9,720	332. ∞JEFF STREET	2	4,160
293. ∞LEE THOMPSON	1	9,608	T333. MARK HAYES	3	3,841
294. ∞JASON TYSKA	1	9,562	T333. ANDY NORTH	3	3,841
295. +DAVID SEAWELL	23	9,550	335. CURT BYRUM	1	3,840
296. ∞BRIAN DAVIS	1	9,491	336. ∞TIM CONLEY	1	3,676
T297. ∞DERRICK COOPER	1	9,374	337. MAC O'GRADY	1	3,520
T297. ∞SHINGO KATAYAMA	1	9,374	338. ∞TIM STRAUB	1	3,488
T297. ∞MARTYN THOMPSON	1	9,374	339. TOM SIECKMANN	2	3,408
300. ∞VICTOR SCHWAMKRUG	2	8,580	TOUR AVG		\$390,918

∞ Non-PGA TOUR Member
1998 Qualifying Tournament Grad

◇ 1998 Top 15 NIKE TOUR
+ Q-School Grad/NIKE TOUR Member

1999 PGA TOUR FACTS AND FIGURES

LOW 9:	28 (8-under) 28 (6-under)	<i>David Duval</i> , Bob Hope Chrysler Classic <i>Paul Goydos</i> , GTE Byron Nelson Classic
LOW 18:	59 (13-under) 60 (12-under)	<i>David Duval</i> , Bob Hope Chrysler Classic **Ties all-time PGA TOUR record** <i>Tommy Armour III</i> , Las Vegas Invitational
LOW FIRST 18:	61 (11-under) 61 (9-under) 62 (9-under) 63 (9-under)	<i>Craig Barlow</i> , Las Vegas Invitational <i>Tiger Woods</i> , GTE Byron Nelson Classic <i>Ben Bates</i> , Greater Milwaukee Open <i>Ben Bates</i> , <i>Tom Pernice, Jr.</i> , <i>John Huston</i> , Bob Hope Chrysler Classic; <i>Duffy Waldorf</i> , BellSouth Classic
LOW FIRST 36:	126 (16-under) 127 (17-under)	<i>David Frost</i> , FedEx St. Jude Classic **Ties all-time PGA TOUR record** <i>Harrison Frazar</i> , Las Vegas Invitational
LOW 36: (Any Rounds)	126 (16-under) 126 (14-under) 127 (17-under)	<i>David Frost</i> (63-63), FedEx St. Jude Classic (Rounds 1-2) <i>Ted Tryba</i> (64-62), Canon Greater Hartford Open (Rounds 2-3) <i>Tiger Woods</i> (62-65), Buick Invitational (Rounds 3-4); <i>Harrison Frazar</i> (65-62), Las Vegas Invitational (Rounds 1-2); <i>Jim Furyk</i> (64-63), Las Vegas Invitational (Rounds 2-3); <i>Tommy Armour III</i> (60-67), Las Vegas Invitational (Rounds 2-3)
LOW FIRST 54:	193 (17-under) 194 (22-under) 194 (16-under)	<i>Brian Henninger</i> (66-63-64), John Deere Classic <i>Harrison Frazar</i> (65-62-67), <i>Bob May</i> (63-68-63), <i>Jim Furyk</i> (67-64-63), all Las Vegas Invitational <i>Loren Roberts</i> (66-66-62), GTE Byron Nelson Classic
LOW 54: (Any Rounds)	193 (17-under) 194 (16-under) 194 (22-under)	<i>Brian Henninger</i> (66-63-64), John Deere Classic (Rounds 1-2-3) <i>Loren Roberts</i> (66-66-62), GTE Byron Nelson Classic (Rounds 1-2-3) <i>Harrison Frazar</i> (65-62-67), <i>Bob May</i> (63-68-63), <i>Jim Furyk</i> (67-64-63), all Las Vegas Invitational (Rounds 1-2-3)
LOW 72:	261 (19-under)	<i>J.L. Lewis</i> (66-65-65-65), <i>Mike Brisky</i> (66-62-68-65) John Deere Classic
LOW 90:	331 (29-under)	<i>Jim Furyk</i> (67-64-63-71-66), Las Vegas Invitational
MOST STROKES UNDER PAR (72 holes)	26	<i>David Duval</i> , Mercedes Championship
MOST STROKES UNDER PAR (90 holes)	29	<i>Jim Furyk</i> , Las Vegas Invitational
LARGEST WINNING MARGIN:	9 strokes	<i>David Duval</i> , Mercedes Championships
LOW START BY WINNER:	65 (7-under) 65 (6-under)	<i>Jesper Parnevik</i> , Greater Greensboro Chrysler Classic <i>Carlos Franco</i> , Greater Milwaukee Open
HIGH START BY WINNER:	75 (4-over)	<i>Paul Lawrie</i> , British Open
LOW FINISH BY WINNER:	59 (13-under)	<i>David Duval</i> , Bob Hope Chrysler Classic
HIGH FINISH BY WINNER:	73 (1-over)	<i>David Duval</i> , THE PLAYERS Championship; <i>Tiger Woods</i> , National Car Rental Golf Classic at Walt Disney World Resort
LARGEST 18-HOLE LEAD:	2 strokes	<i>Tommy Tolles</i> , Sony Open in Hawaii; <i>Ben Bates</i> , Greater Milwaukee Open; <i>Sergio Garcia</i> , PGA Championship; <i>Robert Friend</i> , Buick Challenge
LARGEST 36-HOLE LEAD:	5 strokes	<i>David Duval</i> , Mercedes Championships; <i>Fred Funk</i> , B.C. Open
LARGEST 54-HOLE LEAD:	6 strokes	<i>Rocco Mediate</i> , Phoenix Open
LOW 36-HOLE CUT:	138 (4-under)	FedEx St. Jude Classic
HIGH 36-HOLE CUT:	154 (12-over) 147 (7-over) 147 (5-over)	British Open U.S. Open Phoenix Open

1999 PGA TOUR FACTS AND FIGURES (cont'd.)

FEWEST TO MAKE 36-HOLE CUT:	70 Buick Challenge
MOST TO MAKE 36-HOLE CUT:	88 Greater Milwaukee Open
MOST CONSECUTIVE EVENTS IN THE MONEY:	38 Tiger Woods
CONSECUTIVE YEARS WITH WIN:	6, Ernie Els (1994-1999)
HOLES-IN-ONE (27):	Dicky Pride, Sony Open in Hawaii; Peter Jacobsen, Stuart Appleby, Stewart Cink, Bob Hope Chrysler Classic; Jerry Kelly, Bob Burns, Nissan Open; Paul Stankowski, Touchstone Energy Tucson Open; Joey Sindelar, Bob Friend, THE PLAYERS Championship; Charles Raulerson, BellSouth Classic; Eric Booker, J.P. Hayes, Shell Houston Open; Bob Tway, Dudley Hart, COMPAQ Classic of New Orleans; Mike Brisky (2), Greater Milwaukee Open, John Deere Classic; Chris C'Connell, John Deere Classic; Brent Geiberger, Mark Calcavecchia, Brad Fabel, Canon Greater Hartford Open; Mark Brooks, PGA Championship; Scott Dunlap, Westin Texas Open; Jonathan Kaye (2), Westin Texas Open, Las Vegas Invitational; Clark Dennis, John Elliott, Michelob Championship at Kingsmill; Larry Rinker, National Car Rental Golf Classic at Walt Disney World Resort
DOUBLE EAGLES (5):	Jerry Kelly (#14 @ Indian Wells CC), Bob Hope Chrysler Classic; Tommy Tolles (#2 @ Omni Tucson National Resort), Touchstone Energy Tucson Open; Charles Raulerson (#1 @ Doral Golf Resort & Spa), Doral-Ryder Open; Scott Dunlap (#6 @ TPC at Avenel), Kemper Open; Carlos Franco (#7 @ Muirfield GC), Memorial Tournament
THREE EAGLES IN ONE ROUND:	N/A
TWO EAGLES IN ONE ROUND:	Jonathan Kaye, Steve Pate, Grant Waite, Bob Hope Chrysler Classic; Dennis Paulson, Tiger Woods, Jason Gore, Buick Invitational; Jerry Kelly, Nissan Open; Ted Tryba, Touchstone Energy Tucson Open; Eduardo Romero, Doral-Ryder Open; David Frost, Bay Hill Invitational; Fulton Allem, Ernie Els, THE PLAYERS Championship; Eric Booker, Shell Houston Open; Robert Allenby, COMPAQ Classic of New Orleans; Olin Browne, MasterCard Colonial; Paul Goydos, Ted Tryba, FedEx St. Jude Classic; Steve Lowery, Greater Milwaukee Open; Jeff Sluman, John Deere Classic; David Sutherland, Phil Mickelson, Jay Haas, Sprint International; Neal Lancaster, Westin Texas Open, Frank Lickliter, Tommy Armour III, Chris Perry, Las Vegas Invitational
BACK-TO-BACK EAGLES:	Jason Gore, Buick Invitational (Torrey Pines-South Course, #17 and #18); David Toms, Doral-Ryder Open (Doral Resort & Spa, #1 and #2); Eric Booker, Shell Houston Open (TPC at The Woodlands, #15 and #16)
BEST BIRDIE STREAK:	7, Steve Pate, Masters Tournament; Ted Tryba, Buick Open
BEST BIRDIE-EAGLE STREAK:	7-under, Barry Cheesman (B,E,B,B,B), GTE Byron Nelson Classic
BEST COME-FROM-BEHIND LAST DAY TO WIN:	10 strokes, Paul Lawrie, British Open **All-time PGA TOUR record**
MOST CONSECUTIVE ROUNDS PAR OR BETTER:	16, Loren Roberts (Sony Open in Hawaii, 4; Bob Hope Chrysler Classic, 5; Buick Invitational, 4; Nissan Open, 3); Justin Leonard (Phoenix Open, 2; AT&T Pebble Beach, 3; Nissan Open, 4; Doral-Ryder Open, 4; Bay Hill Invitational, 3); David Toms (Reno-Tahoe Open, 4; Air Canada Championship, 4; Westin Texas Open, 4; Buick Challenge, 4)
MULTIPLE WINNERS (7):	Tiger Woods (8), Buick Invitational, Memorial Tournament, Motorola Western Open, PGA Championship, World Golf Championships-NEC Invitational, National Car Rental Golf Classic at Walt Disney World Resort, THE TOUR Championship, World Golf Championships-American Express Championship David Duval (4), Mercedes Championships, Bob Hope Chrysler

1999 PGA TOUR FACTS AND FIGURES (cont'd.)

MULTIPLE WINNERS (continued):

Classic, THE PLAYERS Championship, BellSouth Classic
Payne Stewart (2), AT&T Pebble Beach National Pro-Am, U.S. Open
Carlos Franco (2), COMPAQ Classic of New Orleans, Greater
 Milwaukee Open
Duffy Waldorf (2), Buick Classic, Westin Texas Open
David Toms (2), Sprint International, Buick Challenge
Notah Begay III (2), Reno-Tahoe Open, Michelob Championship at
 Kingsmill

WIRE-TO-WIRE WINNERS:

Jesper Parnevik, Greater Greensboro Chrysler Classic; *David Toms*,
 Sprint International

FIRST-TIME WINNERS (9):

Glen Day, MCI Classic; *Carlos Franco*, COMPAQ Classic of New
 Orleans; *Rich Beem*, Kemper Open; *Paul Lawrie*, British Open; *J.L.*
Lewis, John Deere Classic; *Brent Geiberger*, Canon Greater Hartford
 Open; *Tom Pernice, Jr.*, Buick Open; *Notah Begay III*, Reno-Tahoe
 Open; *Mike Weir*, Air Canada Championship

COURSE RECORDS (no ties):

62 (10-under), *Jonathan Kaye*, Tamarisk CC, Bob Hope Chrysler Classic
 (round 3)
 59 (13-under), *David Duval*, Arnold Palmer Private Course at PGA West, Bob
 Hope Chrysler Classic (round 5)
 62 (10-under), *Tiger Woods*, Torrey Pines South Course, Buick
 Invitational (round 3)
 61 (10-under), *Ted Tryba*, Riviera CC, Nissan Open (round 3)
 61 (10-under), *Steve Lowery*, Brown Deer Park GC, Greater Milwaukee Open
 (round 4)
 65 (7-under), *Skip Kendall*, Medinah CC (#3 course), PGA Championship
 (round 2)
 63 (9-under), *Notah Begay III*, Montreux Golf & CC, Reno-Tahoe Open
 (round 4)
 61 (10-under), *Scott McCarron*, Northview Golf & CC, Air Canada Championship
 (round 4)
 60 (12-under), *Tommy Armour III*, Las Vegas CC, Las Vegas Invitational
 (Round 2)

TOURNAMENT RECORDS:

266 (26-under), *David Duval*, Mercedes Championships
 265 (23-under), *Jesper Parnevik*, Greater Greensboro Chrysler Classic
 262 (18-under), *Loren Roberts*, *Steve Pate*, GTE Byron Nelson Classic
 264 (20-under), *Carlos Franco*, Greater Milwaukee Open
 274 (14-under), *Notah Begay III*, Reno-Tahoe Open

PLAYOFFS (10):

Touchstone Energy Tucson Open	<i>Gabriel Hjertstedt</i> def. <i>Tommy Armour III</i> with birdie on first extra hole
Bay Hill Invitational	<i>Tim Herron</i> def. <i>Tom Lehman</i> with birdie on second extra hole
MCI Classic	<i>Glen Day</i> def. <i>Payne Stewart</i> and <i>Jeff</i> <i>Sluman</i> with birdie on first extra hole
GTE Byron Nelson Classic	<i>Loren Roberts</i> def. <i>Steve Pate</i> with par on first extra hole
Buick Classic	<i>Duffy Waldorf</i> def. <i>Dennis Paulson</i> with birdie on first extra hole
British Open	<i>Paul Lawrie</i> (15) def. <i>Justin Leonard</i> (18) and <i>Jean Van de Velde</i> (18)
John Deere Classic	<i>J.L. Lewis</i> def. <i>Mike Brisky</i> with birdie on fifth extra hole
B.C. Open	<i>Brad Faxon</i> def. <i>Fred Funk</i> with par on second extra hole
Westin Texas Open	<i>Duffy Waldorf</i> def. <i>Ted Tryba</i> with birdie on first extra hole
Michelob Championship at Kingsmill	<i>Notah Begay III</i> def. <i>Tom Byrum</i> with par on second extra hole
World Golf Championships- American Express Championship	<i>Tiger Woods</i> def. <i>Miguel Angel Jimenez</i> with birdie on first extra hole

THE LAST TIME

WINNERS

Last to win back-to-back events	Tiger Woods, 1999 THE TOUR Championship, WGC-American Express Invitational
Last to win three consecutive events	Gary Player, 1978 Masters Tournament, Tournament of Champions, Houston Open
Last to win four consecutive events	Jack Burke, Jr., 1952 Texas Open, Houston Open, Baton Rouge Open, St. Petersburg Open
Last to win four consecutive starts	Tiger Woods, 1999 PGA Championship, WGC-NEC Invitational, National Car Rental Golf Classic at Walt Disney World Resort, WGC-American Express Invitational
Last to win same event three consecutive years	Tom Watson, 1978-80 Byron Nelson Classic
Last to successfully defend title	Jim Furyk, 1998-99 Las Vegas Invitational
Last to successfully defend title week after winning another event	David Frost, 1993 Hardee's Golf Classic (following Canadian Open win)
Last to win first two starts of season	David Duval, 1999 Mercedes Championships, Bob Hope Chrysler Classic
Last to win same event three times	Jim Furyk, 1995, 1998-99 Las Vegas Invitational
Last to win same event for first two victories	Brian Henninger, 1994, 1999 Southern Farm Bureau Classic
Last lefthander to win	Mike Weir, 1999 Air Canada Championship
Last Monday Open Qualifier to win	Fred Wadsworth, 1986 Southern Open
Last to receive sponsor's exemption and win	Phil Mickelson (amateur), 1991 Northern Telecom Open Tiger Woods (professional), 1996 Las Vegas Invitational
Last rookie to win	Notah Begay III, 1999 Michelob Championship at Kingsmill
Last rookie to win twice	Notah Begay III, 1999 Reno-Tahoe Open, Michelob Championship at Kingsmill
Last amateur to win	Phil Mickelson, 1991 Northern Telecom Open
Last to win in first TOUR start	Jim Benepe, 1988 Beatrice Western Open
Last to win in first start as official member of PGA TOUR	Robert Gamez, 1990 Northern Telecom Tucson Open
Last time four consecutive first-time winners	1999, Paul Lawrie, British Open; J.L. Lewis, John Deere Classic; Brent Geiberger, Canon Greater Hartford Open; Tom Pernice, Jr., Buick Open
Last wire-to-wire winner (no ties)	David Toms, 1999 Sprint International
Last time back-to-back wire-to-wire winner, same event	Ernie Els, 1996-97 Buick Classics
Last rookie wire-to-wire winner	Tim Herron, 1996 Honda Classic
Last to win with even-par score	Mark O'Meara, 1998 British Open
Last to win with over-par score	Paul Lawrie, 1999 British Open (+6)
Last to win with no bogeys over 72 holes	Lee Trevino, 1974 Greater New Orleans Open
Last time player shot 80 and won	Kenny Knox, 1986 Honda Classic (third round)
Last to win by holing final shot from off green	Jeff Maggert, 1999 WGC-Andersen Consulting Match Play Championship
Last to win first two titles in playoffs	David Duval, 1997 Michelob Championship at Kingsmill, Walt Disney World/Oldsmobile Classic
Last to win playoffs in consecutive weeks	David Duval, 1997 Michelob Championship at Kingsmill, Walt Disney World/Oldsmobile Classic

TOURNAMENT FINISHES

Last 36-hole event	1996 Buick Challenge
Last 54-hole event	1999 Southern Farm Bureau Classic
Last Monday finish	1999 Southern Farm Bureau Classic
Last Monday U.S. Open playoff finish	1994 Ernie Els defeated Loren Roberts, Colin Montgomerie
Last Tuesday finish	1980 Joe Garagiola-Tucson Open
Last 36-hole final day	1999 B.C. Open
Last 54-hole final day	1925 Shawnee Open (Willie Macfarlane/Willie Klein 18-hole playoff after field completed 36 holes)
Last time cut made after 18 holes	1987 Beatrice Western Open
Last time cut made to closest to 60	1999 B.C. Open (66)
Last time full final round played Monday	1999 Southern Farm Bureau Classic

WEATHER

Last time tournament rained out	1991 Independent Insurance Agent Open
Last time it snowed during tournament	1987 Greater Greensboro Open
Last time tournament cancelled and not rescheduled	1996 AT&T Pebble Beach National Pro-Am
Last time final round postponed and played later in season	1998 AT&T Pebble Beach National Pro-Am
Last tournament round suspended by wind ..	Round 2, 1999 Bob Hope Chrysler Classic

THE LAST TIME *(continued)*

DOUBLE EAGLES, ACES & EAGLES

Last time back-to-back eagles	Eric Booker, 1999 Shell Houston Open
Last time double eagle	Carlos Franco, 1999 Memorial Tournament
Last time three eagles in same round	Brian Kamm, 1998 Kemper Open
Last time four aces same day, same hole	1989 U.S. Open, Doug Weaver, Mark Wiebe, Jerry Pate, Nick Price on hole No. 6, 160 yards, all with a 7-iron

PLAYOFFS

Last one-hole playoff	1999 WGC-American Express Championship (Tiger Woods def. Miguel Angel Jimenez)
Last two-hole playoff	1999 Michelob Championship at Kingsmill (Notah Begay III def. Tom Byrum)
Last three-hole playoff	1996 Sprint International (Clarence Rose def. Brad Faxon)
Last four-hole playoff	1998 British Open (Mark O'Meara def. Brian Watts)
Last five-hole playoff	1999 John Deere Classic (J.L. Lewis def. Mike Brisky)
Last six-hole playoff	1986 Kemper Open (Greg Norman def. Larry Mize)
Last seven-hole playoff	1991 New England Classic (Bruce Fleisher def. Ian Baker-Finch)
Last eight-hole playoff	1983 Phoenix Open (Bob Gilder def. Johnny Miller, Mark O'Meara and Rex Caldwell)
Last 11-hole playoff (PGA TOUR record for sudden death)	1949 Motor City Open (Cary Middlecoff and Loyd Mangrum declared co-winners)
Last 18-hole playoff (plus)	1994 U.S. Open (Ernie Els def. Loren Roberts and Colin Montgomerie; Montgomerie eliminated via 18-hole playoff; Els won on 20th extra hole)
Last 18-hole-plus playoff in PGA TOUR event	1972 Tucson Open [21 holes] (Miller Barber def. George Archer)
Last 36-hole playoff in PGA TOUR event	1947 All-American Open (Bobby Locke def. Ed Oliver)
Last 54-hole playoff in PGA TOUR event	1926 Metropolitan Open (Macdonald Smith def. Gene Sarazen)
Last 72-hole playoff (two 36-hole rounds)	1931 U.S. Open Championship (Billy Burke def. George Von Elm)
Last playoff won with eagle	1996 Sprint International (Clarence Rose def. Brad Faxon)
Last playoff won with birdie	1999 WGC-American Express Championship (Tiger Woods def. Miguel Angel Jimenez)
Last playoff won with bogey	1988 Phoenix Open (Sandy Lyle def. Fred Couples, third extra hole)
Last two-man playoff	1999 WGC-American Express Championship (Tiger Woods def. Miguel Angel Jimenez)
Last three-man playoff	1999 British Open (Paul Lawrie def. Justin Leonard and Jean Van de Velde)
Last four-man playoff	1990 Doral-Ryder Open (Greg Norman def. Paul Azinger, Mark Calcavecchia and Tim Simpson)
Last five-man playoff	1996 Buick Challenge (Michael Bradley def. Fred Funk, Davis Love III, John Maginnes and Len Mattiace)
Last six-man playoff	1994 GTE Byron Nelson Classic (Neal Lancaster def. Tom Byrum, Mark Carnevale, David Edwards, Yoshinori Mizumaki and David Ogren)
Last five-team playoff	1985 Chrysler Team Championship
Last tie/no playoff in PGA TOUR event	1952 Jacksonville Open (Sam Snead forfeited to Doug Ford after 72 holes)

MISCELLANEOUS

Last to repeat as money leader	Nick Price, 1993-94
Last son of past PGA TOUR champion to win TOUR event	Brent Geiberger, 1999 Canon Greater Hartford Open
Last grandfather to win	Johnny Miller, 1994 AT&T Pebble Beach National Pro-Am
Last to win with wife as caddie	Steve Stricker, 1996 Motorola Western Open
Last to win with sister as caddie	John Huston, 1998 United Airlines Hawaiian Open
Last to eagle first hole first two rounds	Nick Price, 1996 BellSouth Classic, Atlanta CC (par-4 first hole)
Last to win using long putter	Rocco Mediate, 1999 Phoenix Open
Last to record hole-in-one, eagle-2 and eagle-3 same week	Tiger Woods, 1998 Sprint International

1999 PGA TOUR TOURNAMENT SUMMARY

* Indicates first-time winner

TOURNAMENT	COURSE	WINNER	SCORE	TO PAR	MARGIN	EARNINGS	RUNNER-UP
1. Mercedes Championships	Plantation Course at Kapalua Kapalua, HI	David Duval	266	26-under	9 strokes	\$468,000	Billy Mayfair
2. Sony Open in Hawaii	Waialae CC Honolulu, HI	Jeff Sluman	271	9-under	2 strokes	\$468,000	Chris Perry Jeff Maggert Davis Love III Tommy Tolles
3. Bob Hope Chrysler Classic	PGA West (Palmer) Bermuda Dunes CC Indian Wells CC Tamarisk CC La Quinta, CA	David Duval (2)	334	26-under	1 stroke	\$540,000	Steve Pate
4. Phoenix Open	TPC of Scottsdale Scottsdale, AZ	Rocco Mediate	273	11-under	2 strokes	\$540,000	Justin Leonard
5. AT&T Pebble Beach National Pro-Am	Pebble Beach GL Poppy Hills GC Spyglass GC Pebble Beach, CA	Payne Stewart (Tournament reduced to 54 holes due to rain)	206	10-under	1 stroke	\$504,000	Frank Lickliter
6. Buick Invitational	Torrey Pines GC La Jolla, CA	Tiger Woods	266	22-under	2 strokes	\$486,000	Billy Ray Brown
7. Nissan Open	Riviera CC Pacific Palisades, CA	Ernie Els	270	14-under	1 stroke	\$504,000	Ted Tryba Tiger Woods Davis Love III
8. Touchstone Energy Tucson Open	Omni Tucson National Resort Tucson, AZ	Gabriel Hjertstedt	276	12-under	playoff	\$495,000	Tommy Armour III
9. WGC-Andersen Consulting Match Play Championship	La Costa Resort and Spa Carlsbad, CA	Jeff Maggert	1-up	38 Holes		\$1,000,000	Andrew Magee
10. Doral-Ryder Open	Doral Resort & Spa Miami, FL	Steve Elkington	275	13-under	1 stroke	\$540,000	Greg Kraft
11. Honda Classic	TPC at Heron Bay Coral Springs, FL	Vijay Singh	277	11-under	2 strokes	\$468,000	Payne Stewart
12. Bay Hill Invitational	Bay Hill Club and Lodge Orlando, FL	Tim Herron	274	14-under	playoff	\$450,000	Tom Lehman
13. THE PLAYERS Championship	TPC at Sawgrass Ponte Vedra Beach, FL	David Duval (3)	285	3-under	2 strokes	\$900,000	Scott Gump
14. BellSouth Classic	TPC at Sugarloaf Duluth, GA	David Duval (4)	270	18-under	2 strokes	\$450,000	Stewart Cink
15. Masters Tournament	Augusta National GC Augusta, GA	Jose Maria Olazabal	280	8-under	2 strokes	\$720,000	Davis Love III
16. MCI Classic	Harbour Town GL Hilton Head Island, SC	Glen Day*	274	10-under	playoff	\$450,000	Payne Stewart Jeff Sluman
17. Greater Greensboro Chrysler Classic	Forest Oaks CC Greensboro, NC	Jesper Parnevik	265	23-under	2 strokes	\$468,000	Jim Furyk
18. Shell Houston Open	TPC at The Woodlands The Woodlands, TX	Stuart Appleby	279	9-under	1 stroke	\$450,000	John Cook Hal Sutton
19. COMPAQ Classic of New Orleans	English Turn G&CC New Orleans, LA	Carlos Franco*	269	19-under	2 strokes	\$468,000	Harrison Frazar
20. GTE Byron Nelson Classic	TPC Four Seasons Resort at Las Colinas Cottonwood Valley GC Irving, TX	Loren Roberts	262	18-under	playoff	\$540,000	Steve Pate
21. MasterCard Colonial	Colonial CC Ft. Worth, TX	Olin Browne	272	8-under	1 stroke	\$504,000	Paul Goydos Jeff Sluman Tim Herron Fred Funk Greg Kraft Bradley Hughes
22. Kemper Open	TPC at Avenel Potomac, MD	Rich Beem*	274	10-under	1 stroke	\$450,000	Bradley Hughes
23. Memorial Tournament	Muirfield Village GC Dublin, OH	Tiger Woods (2)	273	15-under	4 strokes	\$459,000	Vijay Singh
24. FedEx St. Jude Classic	TPC at Southwind Memphis, TN	Ted Tryba	265	19-under	2 strokes	\$450,000	Tim Herron Tom Lehman
25. U.S. Open	Pinehurst No. 2 Pinehurst, NC	Payne Stewart (2)	279	1-under	1 stroke	\$625,000	Phil Mickelson
26. Buick Classic	Westchester CC Harrison, NY	Duffy Waldorf	276	8-under	playoff	\$450,000	Dennis Paulson
27. Motorola Western Open	Cog Hill G&CC Lemont, IL	Tiger Woods (3)	273	12-under	3 strokes	\$450,000	Mike Weir
28. Greater Milwaukee Open	Brown Deer Park GC Milwaukee, WI	Carlos Franco (2)	264	20-under	2 strokes	\$414,000	Tom Lehman
29. British Open	Carnoustie GC Angus, Scotland	Paul Lawrie*	290	6-over	playoff	\$546,805	Justin Leonard Jean Van de Velde
30. John Deere Classic	Oakwood CC Coal Valley, IL	J.L. Lewis*	261	19-under	playoff	\$360,000	Mike Brisky

1999 PGA TOUR TOURNAMENT SUMMARY * Indicates first-time winner

TOURNAMENT	COURSE	WINNER	SCORE	UNDER PAR	MARGIN	MONEY	RUNNERS-UP
31. Canon Greater Hartford Open	TPC at River Highlands Cromwell, CT	Brent Geiberger*	262	18-under	3 strokes	\$450,000	Skip Kendall
32. Buick Open	Warwick Hills G&CC Flint, MI	Tom Pernice, Jr.*	270	18-under	1 stroke	\$432,000	Tom Lehman
33. PGA Championship	Medinah CC #3	Tiger Woods (4)	277	11-under	1 stroke	\$630,000	Sergio Garcia
34. Sprint International	Castle Pines GC Castle Rock, CO	David Toms	+47		3 points	\$468,000	David Duval
35. World Golf Championships NEC Invitational	Firestone CC (South) Akron, OH	Tiger Woods (5)	270	10-under	1 stroke	\$1,000,000	Phil Mickelson
36. Reno-Tahoe Open	Montreux CC Reno, NV	Notah Begay*	274	14-under	3 strokes	\$495,000	Chris Perry David Toms
37. Air Canada Championship	Northview G&CC Surrey, B.C., Canada	Mike Weir*	266	18-under	2 strokes	\$450,000	Fred Funk
38. Bell Canadian Open	Glen Abbey GC Oakville, Ont., Canada	Hal Sutton	275	13-under	3 strokes	\$450,000	Dennis Paulson
39. B.C. Open	En-Jolie GC Endicott, NY	Brad Faxon	273	15-under	playoff	\$288,000	Fred Funk
40. Westin Texas Open	LaCantera GC San Antonio, TX	Duffy Waldorf (2)	270	18-under	playoff	\$360,000	Ted Tryba
41. Buick Challenge	Callaway Gardens Resort (Mountain View) Pine Mountain, GA	David Toms (2)	271	17-under	3 strokes	\$324,000	Stuart Appleby
42. Michelob Championship at Kingsmill	Kingsmill GC Williamsburg, VA	Notah Begay (2)	274	10-under	playoff	\$450,000	Tom Byrum
43. Las Vegas Invitational	TPC at Summerlin Las Vegas CC Desert Inn GC Las Vegas, NV	Jim Furyk	331	29-under	1 stroke	\$450,000	Jonathan Kaye
44. National Car Rental Golf Classic at Walt Disney World Resort	Magnolia Course Palm Course Lake Buena Vista, FL	Tiger Woods (6)	271	17-under	1 stroke	\$450,000	Ernie Els
45. THE TOUR Championship	Champions GC Houston, TX	Tiger Woods (7)	269	15-under	4 strokes	\$900,000	Davis Love III
46. Southern Farm Bureau Classic	Annandale GC Madison, MS	Brian Henninger (Tournament shortened to 54 holes for Payne Stewart Memorial)	202	14-under	3 strokes	\$360,000	Chris DiMarco
47. World Golf Championships American Express	Valderrama GC Sotogrande, Andalucia, Spain	Tiger Woods (8)	278	6-under	playoff	\$1,000,000	Miguel A. Jimenez
# Franklin Templeton Shark Sootout	Sherwood CC Thousand Oaks, CA	Fred Couples/ David Duval	184	32-under	6 strokes	\$175,000 each	Scott McCarron Scott Hoch
# Wendy's Three- Tour Challenge	Reflection Bay GC Lake Las Vegas Resort Henderson, NV	Hale Irwin/ Tom Watson/ Jack Nicklaus	63 pts.			\$651,000	Lee Janzen/ Tom Lehman/ Justin Leonard
# World Cup of Golf	The Mines Resort Kuala Lumpur, Malaysia	Tiger Woods/ Mark O'Meara	545	23-under	5 strokes	\$200,000 each	Santiago Luna Miguel Angel Martin
# PGA Grand Slam of Golf	Poipu Bay Resort GC Hyatt Regency Resort and Spa Kauai, HI	Tiger Woods			3&2	\$400,000	Davis Love III
# Skins Game	Landmark GC Indian Wells, CA	Fred Couples				\$635,000 (11 Skins)	Mark O'Meara
# JCPenney Classic	Westin Innisbrook Resort Palm Harbor, FL	John Daly/ Laura Davies	260	24-under	playoff	\$200,000 each	Paul Azinger/ Se Ri Pak

= Challenge Season / Unofficial money event

1999 PGA TOUR STATISTICAL LEADERS

(minimum of 50 rounds)

DRIVING DISTANCE

	NAME	RDS.	YARDS
1.	JOHN DALY	63	305.6
2.	CHRIS COUCH	72	295.8
3.	TIGER WOODS	75	293.1
4.	RORY SABBATINI	78	292.7
5.	HARRISON FRAZAR	96	290.5
6.	CHRIS SMITH	78	287.2
7.	BARRY CHEESMAN	97	287.1
7.	SCOTT MCCARRON	88	287.1
9.	DAVID DUVAL	74	286.8
10.	DENNIS PAULSON	103	286.3
11.	PHIL MICKELSON	78	285.7
12.	TIM HERRON	96	284.8
13.	VIJAY SINGH	101	284.3
14.	NOTAH BEGAY III	97	283.8
15.	FRED COUPLES	56	283.4
15.	CHARLES WARREN	69	283.4
17.	DAVIS LOVE III	78	283.0
18.	JOHN ELLIOTT	79	282.9
19.	TOMMY ARMOUR III	88	281.2
20.	JIM GALLAGHER, JR.	82	280.9
21.	BO VAN PELT	73	280.7
22.	CRAIG BARLOW	85	280.4
22.	KENNY PERRY	82	280.4
22.	GRANT WAITE	97	280.4
25.	STUART APPLEBY	90	280.1
25.	CAMERON BECKMAN	81	280.1
	TOUR AVG.		272.4

DRIVING ACCURACY

	NAME	RDS.	PCT.
1.	FRED FUNK	118	80.2
2.	OLIN BROWNE	80	78.7
3.	JOE DURANT	79	78.6
4.	COREY PAVIN	82	77.4
4.	MIKE REID	75	77.4
4.	LOREN ROBERTS	89	77.4
7.	LARRY MIZE	70	77.2
8.	SCOTT GUMP	95	77.0
8.	JEFF MAGGERT	82	77.0
10.	PETE JORDAN	90	76.0
11.	BILLY MAYFAIR	83	75.6
12.	PAUL GOYDOS	95	75.2
13.	TOM BYRUM	89	75.1
14.	JOHN MAGINNES	91	75.0
15.	HAL SUTTON	90	74.9
16.	JIM FURYK	96	74.7
17.	ESTEBAN TOLEDO	107	74.1
18.	GLEN DAY	93	74.0
19.	LEE PORTER	88	73.8
19.	KIRK TRIPLETT	86	73.8
21.	SKIP KENDALL	105	73.7
21.	FRANK LICKLITER	104	73.7
23.	MARK BROOKS	113	73.6
24.	TIM LOUSTALOT	66	73.5
24.	SEAN MURPHY	83	73.5
	TOUR AVG.		68.5

GREENS IN REGULATION

	NAME	RDS.	PCT.
1.	TIGER WOODS	75	71.4
2.	JOE DURANT	79	70.3
3.	DAVID DUVAL	74	69.4
3.	DUFFY WALDORF	90	69.4
5.	STEPHEN AMES	55	69.2
5.	CHRIS PERRY	120	69.2
7.	HAL SUTTON	90	69.1
8.	ROBERT ALLENBY	84	69.0
9.	FRED FUNK	118	68.9
9.	KENNY PERRY	82	68.9
11.	VIJAY SINGH	101	68.7
12.	GRANT WAITE	97	68.6
13.	PERRY MOSS	71	68.5
14.	JONATHAN KAYE	108	68.4
14.	TOM LEHMAN	80	68.4
16.	FRED COUPLES	56	68.3
16.	DAVIS LOVE III	78	68.3
18.	WOODY AUSTIN	97	67.9
18.	SCOTT GUMP	95	67.9
20.	BRINY BAIRD	78	67.7
20.	CRAIG STADLER	50	67.7
22.	KIRK TRIPLETT	86	67.6
23.	BILL GLASSON	76	67.5
24.	STEVE ELKINGTON	68	67.4
24.	JUSTIN LEONARD	104	67.4
	TOUR AVG.		64.4

PUTTING

	NAME	RDS.	AVG.
1.	BRAD FAXON	63	1.723
2.	PAYNE STEWART	68	1.726
3.	FRANK LICKLITER	104	1.730
4.	SCOTT MCCARRON	88	1.735
5.	SKIP KENDALL	105	1.737
6.	STEVE STRICKER	69	1.739
7.	LEE JANZEN	85	1.745
8.	DENNIS PAULSON	103	1.747
8.	LOREN ROBERTS	89	1.747
10.	DAVID DUVAL	74	1.748
11.	ROBERT DAMRON	109	1.750
12.	DAVID FROST	83	1.751
13.	TOMMY ARMOUR III	88	1.752
13.	DUDLEY HART	88	1.752
15.	CHRIS PERRY	120	1.753
16.	DAVIS LOVE III	78	1.755
17.	JUSTIN LEONARD	104	1.756
18.	STUART APPLEBY	90	1.757
19.	COREY PAVIN	82	1.758
20.	PHIL MICKELSON	78	1.759
20.	PHIL TATAURANGI	71	1.759
22.	BOB ESTES	108	1.760
22.	CHRIS RILEY	84	1.760
24.	CARLOS FRANCO	69	1.761
24.	NICK PRICE	62	1.761
24.	MIKE WEIR	101	1.761
24.	TIGER WOODS	75	1.761
	TOUR AVG.		1.787

1999 PGA TOUR STATISTICAL LEADERS (cont'd.)

(minimum of 50 rounds)

TOTAL DRIVING

NAME	EVENTS	TOTAL
1. TIGER WOODS	21	52
2. PERRY MOSS	22	66
3. HAL SUTTON	25	67
4. KENNY PERRY	26	71
4. KIRK TRIPLETT	26	71
4. GRANT WAITE	31	71
7. DAVID DUVAL	21	77
7. DAVIS LOVE III	23	77
9. ROBERT ALLENBY	27	94
10. BILL GLASSON	24	97
11. CHRIS PERRY	31	109
12. EMLYN AUBREY	18	115
12. GLEN DAY	29	115
14. JOE DURANT	26	117
15. FRED FUNK	34	120
15. DUFFY WALDORF	26	120
17. NICK PRICE	18	122
18. BRADLEY HUGHES	31	124
18. JEFF MAGGERT	23	124
20. SKIP KENDALL	31	130
20. BILLY MAYFAIR	29	130
22. SCOTT DUNLAP	24	132
23. TOMMY ARMOUR III	28	133
24. STEPHEN AMES	18	134
25. TIM HERRON	29	136
TOUR AVG.		192

BIRDIES

NAME	AVERAGE
1. TIGER WOODS	4.46
2. DAVID DUVAL	4.24
3. PHIL MICKELSON	3.99
4. DAVIS LOVE III	3.93
5. CHRIS PERRY	3.90
6. SCOTT MCCARRON	3.89
7. FRANK LICKLITER	3.88
8. HAL SUTTON	3.87
9. SKIP KENDALL	3.83
10. STEPHEN AMES	3.80
11. JEFF MAGGERT	3.79
12. TOMMY ARMOUR III	3.78
13. PAYNE STEWART	3.77
14. CARLOS FRANCO	3.75
15. DAVID TOMS	3.74
16. DENNIS PAULSON	3.72
17. BRAD FAXON	3.71
17. VIJAY SINGH	3.71
19. JAY DELSING	3.70
20. RORY SABBATINI	3.68
21. MIKE WEIR	3.66
22. WOODY AUSTIN	3.65
22. JESPER PARNEVIK	3.65
24. JUSTIN LEONARD	3.64
24. LOREN ROBERTS	3.64
26. FRED COUPLES	3.63
26. FRED FUNK	3.63
TOUR AVG.	3.32

EAGLES (HOLES PER)

NAME	FREQUENCY
1. VIJAY SINGH	104.8
2. CRAIG BARLOW	117.7
3. CARLOS FRANCO	120.6
4. HARRISON FRAZAR	123.4
5. DAVID TOMS	123.6
6. JONATHAN KAYE	129.6
7. JOE OGILVIE	138.0
8. TED TRYBA	138.9
9. CHRIS SMITH	140.4
10. JOHN DALY	141.8
11. TIGER WOODS	142.0
12. FRED COUPLES	144.0
13. PETER JACOBSEN	146.0
14. DENNIS PAULSON	148.5
15. DUDLEY HART	151.2
16. PHIL MICKELSON	152.0
17. CHRIS PERRY	154.3
18. CHARLES WARREN	155.3
19. DAVID DUVAL	157.5
20. ROCCO MEDATE	158.0
21. STUART APPLEBY	158.4
22. GRANT WAITE	158.7
23. KEVIN WENTWORTH	159.8
24. TOM PERNICE, JR.	160.2
25. STEVE LOWERY	162.0
TOUR AVG.	282.1

SAND SAVES

NAME	RDS.	PCT.
1. JEFF SLUMAN	111	67.3
2. DAVID FROST	83	64.9
3. COREY PAVIN	82	63.2
4. GREG CHALMERS	106	62.2
5. JUSTIN LEONARD	104	61.9
6. MIKE REID	75	61.7
7. BILLY ANDRADE	88	61.6
8. SCOTT HOCH	99	61.1
9. BRIAN WATTS	84	60.9
10. ALAN BRATTON	72	60.2
11. PHIL BLACKMAR	89	60.1
11. KEVIN SUTHERLAND	96	60.1
13. STEWART CINK	92	60.0
14. DUDLEY HART	88	59.7
14. JOHN HUSTON	76	59.7
16. JIM CARTER	96	59.4
16. KEVIN WENTWORTH	71	59.4
18. ERNIE ELS	60	58.7
18. CARLOS FRANCO	69	58.7
20. BRIAN HENNINGER	96	58.6
20. MARK O'MEARA	59	58.6
22. PAUL AZINGER	73	58.5
23. VIJAY SINGH	101	58.3
24. BOB FRIEND	114	58.2
25. TOM BYRUM	89	58.1
TOUR AVG.		51.1

1999 PGA TOUR STATISTICAL LEADERS (cont'd.)

(minimum of 50 rounds)

SCORING

NAME	RDS.	AVG.
1. TIGER WOODS	75	68.43
2. DAVID DUVAL	74	69.17
3. DAVIS LOVE III	78	69.37
4. JUSTIN LEONARD	104	69.59
5. HAL SUTTON	90	69.66
6. JIM FURYK	96	69.67
7. NICK PRICE	62	69.75
8. VIJAY SINGH	101	69.83
9. DUDLEY HART	88	69.98
9. PAYNE STEWART	68	69.98
11. CHRIS PERRY	120	70.00
12. ERNIE ELS	60	70.09
13. BOB ESTES	108	70.12
14. FRED FUNK	118	70.13
15. TOM LEHMAN	80	70.14
16. JEFF MAGGERT	82	70.15
17. CARLOS FRANCO	69	70.16
17. PHIL MICKELSON	78	70.16
19. SCOTT HOCH	99	70.21
20. STEWART CINK	92	70.24
20. TIM HERRON	96	70.24
22. CRAIG PARRY	64	70.27
23. JEFF SLUMAN	111	70.32
24. MARK O'MEARA	59	70.36
25. JESPER PARNEVIK	66	70.37
TOUR AVG.		71.25

ALL-AROUND

NAME	EVENTS	TOTAL
1. TIGER WOODS	21	120
2. PHIL MICKELSON	23	268
3. DAVID DUVAL	21	277
3. VIJAY SINGH	29	277
5. DAVIS LOVE III	23	320
6. KIRK TRIPLETT	26	349
7. CHRIS PERRY	31	352
8. DENNIS PAULSON	28	359
9. HAL SUTTON	25	365
10. JONATHAN KAYE	32	372
11. JUSTIN LEONARD	28	374
12. ERNIE ELS	18	380
13. CARLOS FRANCO	22	400
14. STEWART CINK	27	401
15. STEPHEN AMES	18	405
16. DUDLEY HART	27	408
17. FRED FUNK	34	415
18. FRANK LICKLITER	31	416
19. SCOTT HOCH	27	432
20. DAVID TOMS	32	434
21. TIM HERRON	29	435
22. SKIP KENDALL	31	438
23. NICK PRICE	18	442
24. JEFF MAGGERT	23	450
25. MIKE WEIR	30	457
TOUR AVG.		767

1999 PGA TOUR STATISTICAL HIGH/LOWS

Those with 50 rounds or more based on 192 ranked players.

STATISTICAL CATEGORY	HIGHEST	AVERAGE	LOWEST
Driving Distance	305.6	272.4	252.5
Driving Accuracy Pct.	80.2	68.5	55.5
Total Driving	52	192	374
Greens in Regulation Pct.	71.4	64.4	56.8
Putting	1.723	1.787	1.812
Eagles (Holes Per)	104.8	282.1	1728.0
Birdie Average	4.46	3.32	2.43
Sand Save Pct.	67.3	51.1	31.1
Scoring Average	68.43	71.25	74.18
All-Around	120	767	1,295

YEAR-BY-YEAR STATISTICAL LEADERS

SCORING AVERAGE

1980	Lee Trevino	69.73
1981	Tom Kite	69.80
1982	Tom Kite	70.21
1983	Raymond Floyd	70.61
1984	Calvin Peete	70.56
1985	Don Pooley	70.36
1986	Scott Hoch	70.08
1987	David Frost	70.09
1988	Greg Norman	69.38
1989	Payne Stewart	*69.485
1990	Greg Norman	69.10
1991	Fred Couples	69.59
1992	Fred Couples	69.38
1993	Greg Norman	68.90
1994	Greg Norman	68.81
1995	Greg Norman	69.06
1996	Tom Lehman	69.32
1997	Nick Price	68.98
1998	David Duval	69.13
1999	Tiger Woods	68.43

DRIVING DISTANCE

1980	Dan Pohl	274.3
1981	Dan Pohl	280.1
1982	Bill Calfee	275.3
1983	John McComish	277.4
1984	Bill Glasson	276.5
1985	Andy Bean	278.2
1986	Davis Love III	285.7
1987	John McComish	283.9
1988	Steve Thomas	284.6
1989	Ed Humenik	280.9
1990	Tom Purtzer	279.6
1991	John Daly	288.9
1992	John Daly	283.4
1993	John Daly	288.9
1994	Davis Love III	283.8
1995	John Daly	289.0
1996	John Daly	288.8
1997	John Daly	302.0
1998	John Daly	299.4
1999	John Daly	305.6

DRIVING ACCURACY PCT.

1980	Mike Reid	79.5
1981	Calvin Peete	81.9
1982	Calvin Peete	84.6
1983	Calvin Peete	81.3
1984	Calvin Peete	77.5
1985	Calvin Peete	80.6
1986	Calvin Peete	81.7
1987	Calvin Peete	83.0
1988	Calvin Peete	82.5
1989	Calvin Peete	82.6
1990	Calvin Peete	83.7
1991	Hale Irwin	78.3
1992	Doug Tewell	82.3
1993	Doug Tewell	82.5
1994	David Edwards	81.6
1995	Fred Funk	81.3
1996	Fred Funk	78.7
1997	Allen Doyle	80.8
1998	Bruce Fleisher	81.4
1999	Fred Funk	80.2

ALL-AROUND

1987	Dan Pohl	170
1988	Payne Stewart	170
1989	Paul Azinger	250
1990	Paul Azinger	162
1991	Scott Hoch	283
1992	Fred Couples	256
1993	Gil Morgan	252
1994	Bob Estes	227
1995	Justin Leonard	323
1996	Fred Couples	215
1997	Bill Glasson	282
1998	John Huston	151
1999	Tiger Woods	120

GREENS IN REGULATION PCT.

1980	Jack Nicklaus	72.1
1981	Calvin Peete	73.1
1982	Calvin Peete	72.4
1983	Calvin Peete	71.4
1984	Andy Bea	72.1
1985	John Mahaffey	71.9
1986	John Mahaffey	72.0
1987	Gil Morgan	73.3
1988	John Adams	73.9
1989	Bruce Lietzke	72.6
1990	Doug Tewell	70.9
1991	Bruce Lietzke	73.3
1992	Tim Simpson	74.0
1993	Fuzzy Zoeller	73.6
1994	Bill Glasson	73.0
1995	Lennie Clements	72.3
1996	Mark O'Meara	*71.783
1997	Tom Lehman	72.7
1998	Hal Sutton	71.3
1999	Tiger Woods	71.4

PUTTING AVERAGE

1980	Jerry Pate	28.81
1981	Alan Tapie	28.70
1982	Ben Crenshaw	28.65
1983	Morris Hatafsky	27.96
1984	Gary McCord	28.57
1985	Craig Stadler	*28.627
1986	Greg Norman	1.736
1987	Ben Crenshaw	1.743
1988	Don Pooley	1.729
1989	Steve Jones	1.734
1990	Larry Rinker	*1.7467
1991	Jay Don Blake	*1.7326
1992	Mark O'Meara	1.731
1993	David Frost	1.739
1994	Loren Roberts	1.737
1995	Jim Furyk	1.708
1996	Brad Faxon	1.709
1997	Don Pooley	1.718
1998	Rick Fehr	1.722
1999	Brad Faxon	1.723

SAND SAVE PCT.

1980	Bob Eastwood	65.4
1981	Tom Watson	60.1
1982	Isao Aoki	60.2
1983	Isao Aoki	62.3
1984	Peter Oosterhuis	64.7
1985	Tom Purtzer	60.8
1986	Paul Azinger	63.8
1987	Paul Azinger	63.2
1988	Greg Powers	63.5
1989	Mike Sullivan	66.0
1990	Paul Azinger	67.2
1991	Ben Crenshaw	64.9
1992	Mitch Adcock	66.9
1993	Ken Green	64.4
1994	Corey Pavin	65.4
1995	Billy Mayfair	68.6
1996	Gary Rusnak	64.0
1997	Bob Estes	70.3
1998	Keith Fergus	71.0
1999	Jeff Sluman	67.3

PAR BREAKERS (category discontinued)

1980	Tom Watson	.213
1981	Bruce Lietzke	.225
1982	Tom Kite	*.2154
1983	Tom Watson	.211
1984	Craig Stadler	.220
1985	Craig Stadler	.218
1986	Greg Norman	.248
1987	Mark Calcavecchia	.221
1988	Ken Green	.236
1989	Greg Norman	.224
1990	Greg Norman	.219

TOTAL DRIVING

1991	Bruce Lietzke	42
1992	Bruce Lietzke	50
1993	Greg Norman	41
1994	Nick Price	43
1995	Nick Price	40
1996	David Duval	47
1997	Joe Durant	67
1998	Hal Sutton	62
1999	Tiger Woods	52

EAGLES (HOLES PER)

1980	Dave Eichelberger	16
1981	Bruce Lietzke	12
1982	Tom Weiskopf	10
	J.C. Snead	10
	Andy Bean	10
1983	Chip Beck	15
1984	Gary Hallberg	15
1985	Larry Rinker	14
1986	Joey Sindelar	16
1987	Phil Blackmar	20
1988	Ken Green	21
1989	Lon Hinkle	14
	Duffy Waldorf	14
1990	Paul Azinger	14
1991	Andy Bean	15
	John Huston	15
1992	Dan Forsman	18
1993	Davis Love III	15
1994	Davis Love III	18
1995	Kelly Gibson	16
1996	Tom Watson	#97.2
1997	Tiger Woods	104.1
1998	Davis Love III	83.3
1999	Vijay Singh	104.8

BIRDIE AVERAGE

1980	Andy Bean	388
1981	Vance Heafner	388
1982	Andy Bean	392
1983	Hal Sutton	399
1984	Mark O'Meara	419
1985	Joey Sindelar	411
1986	Joey Sindelar	415
1987	Dan Forsman	409
1988	Dan Forsman	465
1989	Ted Schulz	415
1990	Mike Donald	401
1991	Scott Hoch	446
1992	Jeff Sluman	417
1993	John Huston	426
1994	Brad Bryant	397
1995	Steve Lowery	410
1996	Fred Couples	+4.20
1997	Tiger Woods	4.25
1998	David Duval	4.29
1999	Tiger Woods	4.46

* had to be carried a decimal farther to determine winner

changed to frequency

+ changed to average per round

TOUGHEST HOLES ON THE 1999 PGA TOUR

RANK	GOLF COURSE	HOLE #	PAR	AVG. SCORE	AVG. OVER PAR	EAGLES	BIRDIES	PARS	BOGEYS	DOUBLE BOGEYS	TRIPLE BOGEY+	TOURNAMENT NAME
1	CARNOUSTIE GC	12	4	4.568	.568		13	226	168	44	5	British Open
2	TPC AT SAWGRASS	18	4	4.557	.557		29	210	155	36	15	THE PLAYERS Championship
3	CARNOUSTIE GC	17	4	4.553	.553		25	214	169	36	12	British Open
4	CARNOUSTIE GC	9	4	4.550	.550		29	204	175	39	9	British Open
5	PINEHURST RESORT & CC	5	4	4.549	.549		15	209	191	24	7	U.S. Open
6	PINEHURST RESORT & CC	16	4	4.504	.504		11	219	196	20		U.S. Open
7	PINEHURST RESORT & CC	8	4	4.500	.500		21	239	147	26	13	U.S. Open
8	CARNOUSTIE GC	6	5	5.482	.482		38	216	156	37	9	British Open
9	COG HILL G&CC	4	4	4.470	.470	1	22	225	188	25	1	Motorola Western Open
10	CARNOUSTIE GC	7	4	4.469	.469	1	30	226	154	43	2	British Open
11	CARNOUSTIE GC	15	4	4.454	.454		24	232	172	26	2	British Open
12	TPC OF SCOTTSDALE	11	4	4.449	.449		28	205	133	30	5	Phoenix Open
13	PEBBLE BCH GOLF LINKS	9	4	4.447	.447		12	94	57	13	3	AT&T Pebble Beach National Pro-Am
14	CARNOUSTIE GC	18	4	4.445	.445		33	240	137	40	6	British Open
15	PEBBLE BCH GOLF LINKS	8	4	4.419	.419		9	100	58	10	2	AT&T Pebble Beach National Pro-Am
16	CARNOUSTIE GC	16	3	3.406	.406		21	246	172	17		British Open
17	WESTCHESTER CC	12	4	4.399	.399	1	17	266	168	18	1	Buick Classic
18	PINEHURST RESORT & CC	6	3	3.395	.395		17	252	162	14	1	U.S. Open
19	PINEHURST RESORT & CC	12	4	4.395	.395		21	250	156	17	2	U.S. Open
20	CARNOUSTIE GC	10	4	4.390	.390	1	37	242	141	30	5	British Open
21	OMNI TUCSON NATIONAL	10	4	4.389	.389		31	248	134	31	3	Touchstone Energy Tucson Open
22	MEDINAH COUNTRY CLUB	16	4	4.364	.364		27	250	148	19	1	PGA Championship
23	PEBBLE BCH GOLF LINKS	5	3	3.358	.358		9	109	51	8	2	AT&T Pebble Beach National Pro-Am
24	WAIALAE CC	6	4	4.356	.356		22	259	126	20	3	Sony Open in Hawaii
24	VALDERRAMA GOLF CLUB	18	4	4.356	.356		12	148	76	10	1	WGC-American Express Championship
26	PINEHURST RESORT & CC	2	4	4.354	.354		31	245	152	17	1	U.S. Open
27	GLEN ABBEY GC	11	4	4.350	.350		49	238	145	27	4	Bell Canadian Open
28	AUGUSTA NATIONAL GC	4	3	3.346	.346		13	179	102	6	1	Masters Tournament
29	TPC AT SAWGRASS	14	4	4.344	.344		27	269	118	31		THE PLAYERS Championship
29	WESTCHESTER CC	8	4	4.344	.344		33	277	134	21	6	Buick Classic
29	CARNOUSTIE GC	4	4	4.344	.344		33	260	139	21	3	British Open
32	EN-JOIE GC	15	4	4.341	.341		49	250	86	44	8	B.C. Open
33	CARNOUSTIE GC	11	4	4.331	.331		31	270	132	19	4	British Open
34	SPYGLASS HILL GC	16	4	4.330	.330		12	101	61	5		AT&T Pebble Beach National Pro-Am
34	AMNANDALE GC	14	4	4.330	.330		16	197	103	6	2	Southern Farm Bureau Classic
36	MONTREUX G&CC	12	4	4.328	.328		38	261	147	17	3	Reno-Tahoe Open
37	CARNOUSTIE GC	5	4	4.325	.325		35	266	130	23	2	British Open
38	SPYGLASS HILL GC	5	3	3.324	.324		9	108	57	5		AT&T Pebble Beach National Pro-Am
38	SPYGLASS HILL GC	8	4	4.324	.324		11	110	47	11		AT&T Pebble Beach National Pro-Am
40	DORAL RESORT & CC	13	3	3.321	.321		18	279	147	8		Doral-Ryder Open
41	POPPY HILLS	5	4	4.320	.320		13	106	49	9	1	AT&T Pebble Beach National Pro-Am
41	POPPY HILLS	11	3	3.320	.320		10	104	61	3		AT&T Pebble Beach National Pro-Am
41	OMNI TUCSON NATIONAL	18	4	4.320	.320		33	277	107	21	9	Touchstone Energy Tucson Open
44	TPC @ HERON BAY	18	4	4.319	.319		42	249	135	24	1	Honda Classic
45	PGA WEST	5	3	3.318	.318		16	121	48	9	4	Bob Hope Chrysler Classic
46	VALDERRAMA GOLF CLUB	16	4	4.316	.316		27	134	74	7	5	WGC-American Express Championship
47	GLEN ABBEY GC	14	4	4.315	.315		30	282	130	17	4	Bell Canadian Open
48	COTTONWOOD VALLEY GC	15	4	4.314	.314		8	94	47	3	1	GTE Byron Nelson Classic
49	WARWICK HILLS G&CC	15	4	4.313	.313		43	253	155	14	2	Buick Open
50	COLONIAL CC	5	4	4.312	.312		25	242	81	28	2	MasterCard Colonial

1999 PGA TOUR SCORING AVERAGE BY EVENT

Tournament	Round 1	Round 2	Round 3	Round 4	Round 5	Total
Mercedes Championships	69.633	70.167	71.933	73.000		71.183
Sony Open in Hawaii	71.056	71.868	70.803	70.465		71.188
Bob Hope Chrysler Classic	70.063	73.126	70.323	70.339	69.676	70.805
Phoenix Open	74.523	72.913	71.958	72.718		73.239
AT&T Pebble Beach National Pro-Am	73.328	72.899	76.633			74.276
Buick Invitational	71.513	70.556	70.767	71.219		71.022
Nissan Open	71.313	71.132	70.026	71.636		71.086
Touchstone Energy Tucson Open	72.084	72.169	72.012	71.617		72.013
Doral-Ryder Open	72.208	72.410	71.573	70.451		71.838
Honda Classic	71.528	71.734	73.146	74.366		72.404
Bay Hill Invitational	72.619	71.688	71.299	73.857		72.327
THE PLAYERS Championship	74.559	73.601	76.241	75.256		74.672
BellSouth Classic	71.613	71.958	70.833	72.167		71.689
Masters Tournament	74.510	74.043	71.857	74.964		73.957
MCI Classic	71.417	71.919	70.548	72.306		71.575
Greater Greensboro Chrysler Classic	72.800	71.072	72.493	72.085		72.051
Shell Houston Open	72.526	73.739	72.573	73.622		73.116
COMPAQ Classic of New Orleans	70.853	71.493	69.735	70.720		70.839
GTE Byron Nelson Classic	68.679	70.467	70.192	71.123		69.914
MasterCard Colonial	72.306	69.862	69.911	69.835		70.585
Kemper Open	73.628	72.065	70.853	71.160		72.250
Memorial Tournament	72.705	72.699	72.747	72.080		72.581
FedEx St. Jude Classic	69.628	69.654	69.961	69.711		69.706
U.S. Open	72.859	75.442	75.971	74.971		74.547
Buick Classic	73.613	72.118	70.573	72.207		72.357
Motorola Western Open	72.684	71.710	72.632	73.658		72.509
Greater Milwaukee Open	70.077	71.597	68.989	70.069		70.361

1999 PGA TOUR SCORING AVERAGE BY EVENT

Tournament	Round 1	Round 2	Round 3	Round 4	Round 5	Total
British Open	78.314	76.961	75.589	74.534		76.816
John Deere Classic	69.654	69.061	68.122	68.073		68.921
Canon Greater Hartford Open	69.513	70.516	69.096	69.192		69.735
Buick Open	71.051	71.426	70.423	71.051		71.071
PGA Championship	73.557	73.336	73.581	73.781		73.524
Reno-Tahoe Open	72.712	73.169	71.179	72.936		72.644
WGC-NEC Invitational	70.293	70.244	69.585	72.732		70.713
Air Canada Championship	71.429	71.320	70.875	70.963		71.220
Bell Canadian Open	73.006	73.706	73.740	73.351		73.417
B.C. Open	73.652	71.993	71.182	70.712		72.265
Westin Texas Open	71.583	71.851	70.315	70.356		71.274
Buick Challenge	71.955	71.490	71.414	70.743		71.522
Michelob Championship at Kingsmill	73.688	72.331	70.588	70.500		72.165
Las Vegas Invitational	68.319	68.778	68.874	77.563	70.465	69.984
National Car Rental Golf Classic	70.431	70.091	71.221	73.093		70.972
Southern Farm Bureau Classic	71.756	73.632	70.912			72.302
THE TOUR Championship	69.655	69.828	69.345	70.379		69.802
WGC-American Express Championship	73.290	70.823	72.371	75.115		72.891

PLAYER PERFORMANCE CHART

TOP 50 MONEY-WINNERS ON THE 1999 PGA TOUR


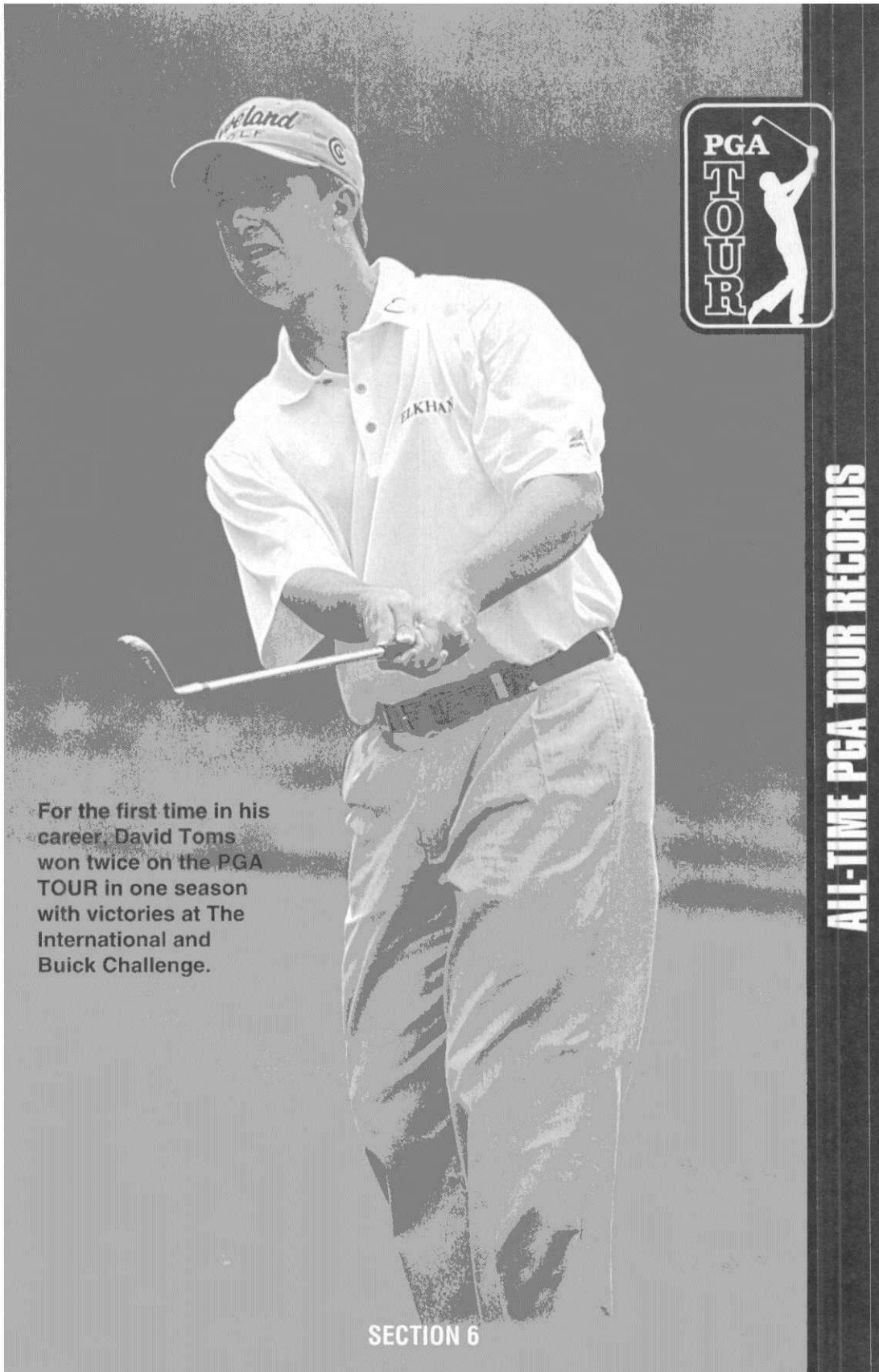
LEGEND:

- ☐ Did not play
- T7 Final position
- 1 2 Involved in playoff
- DQ Disqualified
- CUT Missed cut
- WD Withdrew

	1. Tiger Woods	2. David Duval	3. Davis Love III	4. Vijay Singh	5. Chris Perry	6. Hal Sutton	7. Payne Stewart	8. Justin Leonard	9. Jeff Maggert	10. David Toms	11. Carlos Franco	12. Jim Furyk	13. Steve Pate	14. Phil Mickelson	15. Ernie Els	16. Fred Funk	17. Jeff Sluman	18. Nick Price	19. Brent Geiberger	20. Ted Tryba	21. John Huston	22. Tim Herron	23. Mike Weir	24. Tom Lehman	25. Stuart Appleby
Mercedes Championships	T5	1	8	4	T20			T5				9	15	T22		T5	T13					T18			T16
Sony Open in Hawaii			T2	T38	T2				T2		T55	T19				T12	1		CUT	CUT	T12	T19	CUT		T16
Bob Hope Chrysler Classic		1		T43		T18		7	T24			2				T4	T8		CUT	T13	3		T32		T43
Phoenix Open	3	T18		WD	CUT	4	T18	2		T26		T6	T54	61		T22			CUT	T62		CUT	T22		T18
AT&T Pebble Bch Ntl. Pro-Am	T53	T15	T10	T10			1	T4	T39	CUT	CUT	CUT		T21		T53						T10	CUT		T53
Buick Invitational	1		CUT	T4	CUT				T21	T11			T52	CUT		T18				T21		CUT			
Nissan Open	T2	T5	T2	T50	T35	CUT	CUT	T15			T15	T62	T62	T15	1	CUT	T23	T5	T3	T2		T15	CUT		
Touchstone Energy Tucson Open									T7										T5	T75		T20	T13		
WGC-Andersen Consulting March Play	T5	T17	T33	T17		T33	T33	T17	1		T17	T33	4	T9	T33	T33	T33	T17			3			T33	T33
Doral-Ryder Open				CUT	T44			T15	T3				T15		T46		CUT	CUT	T15	CUT	T54	T60		T80	T9
Honda Classic			1			T7	2				T3														
Bay Hill Invitational	T56	3	T11	T23	T16	T13	T16	T37	T19		T23	T11	T5	T44	T44	T44			T44	CUT		(1)	T56	(2)	CUT
THE PLAYERS Championship	T10	1	T10	T20	T32	T4	T23	T23	T46	T20	CUT	T17	T58	T32	T17	T38	T46	3	T46	CUT	T20	CUT		CUT	CUT
BellSouth Classic		1	T7							T10	CUT				T7						T10	T3	T5		T10
Masters Tournament	T18	T6	2	T24	T50	CUT	T52	T18	CUT	CUT	T6	T14	T4	T6	T27	CUT	T31	T6			T36	T44		T31	CUT
MCI Classic	T18		WD	T18	4		(2)	CUT	T27				T18	T36		T18	(2)	T60	T56	CUT	T5	T27	T10	T36	
Gr. Greensboro Chrysler Classic			T9	T25	T17			3	CUT			2				T31	T23		CUT	T63		T37	T25	5	
Shell Houston Open	T64		T5			T2	T60	T17	T33							T27			CUT	CUT					1
COMPAQ Classic of New Orleans	CUT			T12	T7	CUT			CUT	1			CUT					T51		T28	CUT		CUT		WD
GTE Byron Nelson Classic	T7			T9	T35		T12	WD	WD			(2)	CUT		CUT	T30	T12	T46	T46		CUT	CUT	CUT		
MasterCard Colonial			T11	T11	T33		T39	CUT		T55	T55	T11		T2	T2		T39		T7	T2	T72	T26	T11		
Kemper Open				T18	T4		T22	T44	T4	T14				T34	T22		T18				CUT				T6
Memorial Tournament	1	T3	CUT	2	T24		T24	T7		CUT	T3	T43	CUT	T11	T7	T35			T54	T4	WD	T35	T24	T19	T31
FedEx St. Jude Classic			T10			T6	CUT		T36	T55	WD					T36	CUT	T42		1	T50	T2		T2	T63
U.S. Open	T3	T7	T12	T3	T42	T7	1	T15	T7	CUT	T34	T17	T34	2	CUT	CUT	CUT	T23		T66	T17	6	CUT	T28	CUT
Buick Classic		T10		T5	3			T22	T18			T22	T46	T22	T18				T22	T54				T35	
Motorola Western Open	1		4	T7	T9		T20		T20			T34	CUT				T27	T20	3		CUT	CUT	2		T13
Greater Milwaukee Open						T6				CUT	1						T22						2		
British Open	T7	T62	T7	CUT		T10	T30	(2)	T30		CUT	T10	T45	CUT	T24	WD	T45	T37		CUT	T68	T30	T37	CUT	CUT
John Deere Classic						T5				T12							CUT	T52							
Canon Greater Hartford Open		T11	T14					T3	CUT	CUT						T20			1	T3		T8		T62	
Buick Open				T72	T15	8		T25	T33		T72	T9	CUT	T57	6	T19	T33		T19	T2	CUT	T54	CUT	T2	T25
PGA Championship	1	T10	T49	T49	T10	T26	T57	CUT	CUT	CUT	T26	T8	T8	T16	CUT	T3	T54	5	CUT	T31	CUT	CUT	T10	T34	CUT
Sprint International	T37	2	T37	T19	4					1			T56	T5			T48	CUT			T51	CUT			T66
Reno-Tahoe Open				T2						T2				2	T4				T56						
WGC-NEC Invitational	1	T27	T10	T15		T15	T15	20	T7		T7	T10	T12	5				T3			T33			T15	T23
Air Canada Championship						T4			T21	3					2			T65	T13			1		T57	
Bell Canadian Open						1	T3			CUT	T37					T15		DQ			CUT	CUT			
B.C. Open				T39								T67	T12	(2)	CUT				T36			T10	CUT		
Westin Texas Open									T12						T29			3	(2)		T29				
Buick Challenge		T3		T13			T13	T13	1			T52		T37				CUT			T52			2	
Michelob Champ. at Kingsmill		T8				T50			T59	T35				T32	CUT				T35			3		WD	
Las Vegas Invitational				T32	4			T19			1	T54	T37			T49		69	CUT		CUT	T19			
National Car Rental Golf Classic	1			T5	T37	T37	CUT			T57				2	CUT	T7		T28	CUT	T5		T57	T57		
Southern Farm Bureau Classic																									
THE TOUR Championship	1	T15	2	T9	4	T9		T12	20	T12	T15	T15	T12	T21	T26	T5	T5	T21	3	T21	T5	T9	T26	T15	T26
WGC-American Express	(1)		T16	T16	T7	19		T11	T48	T11	T48	T11	T46	T40	T40	T7	T34	T4	T55	T48	T34	T16	T30	T25	T30

TOP 50 MONEY-WINNERS ON THE 1999 PGA TOUR

*Non-member



For the first time in his career, David Toms won twice on the PGA TOUR in one season with victories at The International and Buick Challenge.

ALL-TIME PGA TOUR RECORDS

SECTION 6

ALL-TIME PGA TOUR RECORDS

All information based on official PGA TOUR cosponsored or approved events

SCORING RECORDS

72 holes:

- 257—(60-68-64-65) by **Mike Souchak**, at Brackenridge Park Golf Course, San Antonio, TX, in 1955 Texas Open (27-under-par)
- 258—(65-64-65-64) by **Donnie Hammond**, at Oak Hills CC, San Antonio, TX, in 1989 Texas Open Presented by Nabisco (22-under-par)
- (64-62-63-69) by **John Cook**, at TPC at Southwind, Germantown, TN, in 1996 FedEx St. Jude Classic (26-under-par)
- (62-64-65-67) by **Steve Jones**, at TPC of Scottsdale, Scottsdale, AZ, in 1997 Phoenix Open (26-under-par)
- 259—(62-68-63-66) by **Byron Nelson**, at Broadmoor Golf Club, Seattle, WA, in 1945 Seattle Open (21-under-par)
- (70-63-63-63) by **Chandler Harper**, at Brackenridge Park Golf Course, San Antonio, TX, in 1954 Texas Open (25-under-par)
- (63-64-66-66) by **Tim Norris**, at Wethersfield CC, Hartford, CT, in 1982 Sammy Davis, Jr. Greater Hartford Open (25-under-par)
- (64-63-66-66) by **Corey Pavin**, at Oak Hills CC, San Antonio, TX, in 1988 Texas Open Presented by Nabisco (21-under-par)
- (68-63-64-64) by **David Frost**, at Oakwood CC, Coal Valley, IL, in 1993 Hardee's Golf Classic (21-under-par)

90 holes:

- 325—(67-67-64-65-62) by **Tom Kite**, at four courses, Palm Springs, CA, in 1993 Bob Hope Chrysler Classic (35-under-par)
- 327—(66-69-67-62-63) by **John Cook**, at four courses, Indian Wells, CA, in 1997 Bob Hope Chrysler Classic (33-under-par)
- 328—(64-67-66-64-67) by **Mark Calcavecchia**, at four courses, Indian Wells, CA, in 1997 Bob Hope Chrysler Classic (32-under-par)
- 329—(69-65-67-62-66) by **Andrew Magee**, at three courses, Las Vegas, NV, in 1991 Las Vegas Invitational (31-under-par)
- (70-64-65-64-66) by **D.A. Weibring**, at three courses, Las Vegas, NV, in 1991 Las Vegas Invitational (31-under-par)

Most strokes under par:

72 holes:

- 28—**John Huston** in winning 1998 United Airlines Hawaiian Open with 260
- 27—**Ben Hogan** in winning 1945 Portland Invitational with 261
- Mike Souchak** in winning 1955 Texas Open with 257
- Mark Calcavecchia** through first four rounds of 1997 Bob Hope Chrysler Classic with 261
- 26—**Gay Brewer** in winning 1967 Pensacola Open with 262
- Robert Wrenn** in winning 1987 Buick Open with 262
- Chip Beck** in winning 1988 USF&G Classic with 262
- John Huston** in winning 1992 Walt Disney World/Oldsmobile Classic with 262
- John Cook** in winning 1996 FedEx St. Jude Classic with 258
- Steve Jones** in winning 1997 Phoenix Open with 258
- David Duval** in winning 1999 Mercedes Championships with 266

90 holes:

- 35—**Tom Kite** in winning 1993 Bob Hope Chrysler Classic with 325
- 33—**John Cook** in winning 1997 Bob Hope Chrysler Classic with 327
- 32—**Mark Calcavecchia** in finishing second in 1997 Bob Hope Chrysler Classic with 328
- 31—**Andrew Magee** in winning 1991 Las Vegas Invitational with 329
- D.A. Weibring** in finishing second in 1991 Las Vegas Invitational with 329 (lost playoff)

54 holes:

Opening rounds

- 189—(64-62-63) by **John Cook**, at TPC at Southwind, Germantown, TN, in 1996 FedEx St. Jude Classic (24-under-par)
- 191—(65-62-64) by **Johnny Palmer**, at Brackenridge Park Golf Course, San Antonio, TX, in 1954 Texas Open (22-under-par)

ALL-TIME PGA TOUR RECORDS

All information based on official PGA TOUR cosponsored or approved events

54 holes/Opening rounds (cont'd):

- 191—(66-64-61) by **Gay Brewer**, at Pensacola CC, Pensacola, FL, in winning 1967 Pensacola Open (25-under-par)
 (62-64-65) by **Steve Jones**, at TPC of Scottsdale, Scottsdale, AZ, in 1997 Phoenix Open (22-under-par)
 192—(60-68-64) by **Mike Souchak**, at Brackenridge Park Golf Course, San Antonio, TX, in 1955 Texas Open (21-under-par)
 (64-63-65) by **Bob Gilder**, at Westchester CC, Harrison, NY, in 1982 Manufacturers Hanover Westchester Classic (18-under-par)

Consecutive rounds

- 189—(63-63-63) by **Chandler Harper** in last three rounds of 1954 Texas Open at Brackenridge Park Golf Course (24-under-par)
 (64-62-63) by **John Cook** in first three rounds of 1996 FedEx St. Jude Classic, at TPC at Southwind (24-under-par)

36 holes:

Opening rounds

- 126—(64-62) by **Tommy Bolt**, at Cavalier Yacht & Country Club, Virginia Beach, VA, in 1954 Virginia Beach Open (12-under-par)
 (64-62) by **Paul Azinger**, at Oak Hills CC, San Antonio, TX, in 1989 Texas Open Presented by Nabisco (14-under-par)
 (64-62) by **John Cook**, at TPC at Southwind, Germantown, TN, in 1996 FedEx St. Jude Classic (16-under-par)
 (64-62) by **Rick Fehr**, at Las Vegas Hilton CC and TPC at Summerlin, in 1996 Las Vegas Invitational (17-under-par)
 (62-64) by **Steve Jones**, at TPC of Scottsdale, Scottsdale, AZ, in 1997 Phoenix Open (16-under-par)
 (63-63) by **David Frost** at TPC at Southwind, Germantown, TN, in 1999 FedEx St. Jude Classic (16-under-par)

Consecutive rounds

- 125—(64-61) by **Gay Brewer** in middle rounds of 1967 Pensacola Open at Pensacola CC, Pensacola, FL (19-under-par)
 (63-62) by **Ron Streck** in last two rounds of 1978 Texas Open at Oak Hills Country Club, San Antonio, TX (15-under-par)
 (62-63) by **Blaine McCallister** in middle two rounds of 1988 Hardee's Golf Classic at Oakwood CC, Coal Valley, IL (15-under-par)
 (62-63) by **John Cook** in middle two rounds of 1996 FedEx St. Jude Classic at TPC at Southwind, Germantown, TN (17-under-par)
 (62-63) by **John Cook**, in last two rounds of 1997 Bob Hope Chrysler Classic at Indian Wells, CA (9-under-par)

18 holes

- 59— by **Al Geiberger**, at Colonial Country Club, Memphis, TN, in second round of 1977 Memphis Classic (13-under-par)
 by **Chip Beck**, at Sunrise Golf Club, Las Vegas, NV, in third round of 1991 Las Vegas Invitational (13-under-par)
 by **David Duval**, at PGA West (Palmer Course), La Quinta, CA, in fifth round of 1999 Bob Hope Chrysler Classic (13-under-par)
 60— by **Al Brosch**, at Brackenridge Park Golf Course, San Antonio, TX, in third round of 1951 Texas Open (11-under-par)
 by **Bill Nary**, at El Paso Country Club, El Paso, TX, in third round of 1952 El Paso Open (11-under-par)
 by **Ted Kroll**, at Brackenridge Park Golf Course, San Antonio, TX, in third round of 1954 Texas Open (11-under-par)
 by **Wally Ulrich**, at Cavalier Yacht and Country Club, Virginia Beach, VA, in second round of 1954 Virginia Beach Open (9-under-par)
 by **Tommy Bolt**, at Wethersfield Country Club, Hartford, CT, in second round of 1954 Insurance City Open (11-under-par)
 by **Mike Souchak**, at Brackenridge Park Golf Course, San Antonio, TX, in first round of 1955 Texas Open (11-under-par)

ALL-TIME PGA TOUR RECORDS

All information based on official PGA TOUR cosponsored or approved events

18 holes (cont'd):

- 60— by **Sam Snead**, at Glen Lakes Country Club, Dallas, TX, in second round of 1957 Dallas Open (11-under-par)
 by **David Frost**, at Randolph Park Golf Course, Tucson, AZ, in second round of 1990 Northern Telecom Tucson Open (12-under-par)
 by **Davis Love III**, at Waialae Country Club, Honolulu, HI, in second round of 1994 United Airlines Hawaiian Open (12-under-par)
 by **Grant Waite**, at TPC of Scottsdale, Scottsdale, AZ, in fourth round of 1996 Phoenix Open (11-under-par)
 by **Steve Lowery**, at Callaway Gardens, Mountain View Course, Pine Mountain, GA, in fourth round of 1997 Buick Challenge (12-under-par)
 by **Tommy Armour III**, at Las Vegas CC, Las Vegas, NV, in second round of 1999 Las Vegas Invitational (12-under-par)

9 holes

- 27— by **Mike Souchak**, at Brackenridge Park Golf Course, San Antonio, TX, on par-35 second nine of first round in 1955 Texas Open
 by **Andy North**, at En-Joie Golf Club, Endicott, NY, on par-34 second nine of first round in 1975 B.C. Open

Best Vardon Trophy scoring average:

Non-adjusted:

- 69.23—**Sam Snead** in 1950 (6646 strokes, 96 rounds)
 69.30—**Ben Hogan** in 1948 (5267 strokes, 76 rounds)
 69.37—**Sam Snead** in 1949 (5064 strokes, 73 rounds)

Adjusted (since 1988):

- 68.43—**Tiger Woods** in 1999
 68.81—**Greg Norman** in 1994
 68.90—**Greg Norman** in 1993
 69.06—**Greg Norman** in 1995

Most birdies in row:

- 8— **Bob Goalby**, at Pasadena Golf Club, St. Petersburg, FL, during fourth-round 65 in winning 1961 St. Petersburg Open
Fuzzy Zoeller, at Oakwood Country Club, Coal Valley, IL, during first-round 63 in winning 1976 Quad Cities Open
Dewey Arnette, Warwick Hills GC, Grand Blanc, MI, during first-round 65 at 1987 Buick Open, where finished T47

Best birdie-eagle streak:

- 7— **Al Geiberger**, 6 birdies and 1 eagle, at Colonial Country Club, Memphis, TN, during second round of 1977 Danny Thomas Memphis Classic
Webb Heintzelman, 5 birdies, 1 eagle and 1 birdie, during third round of 1989 Las Vegas Invitational

Most birdies in row to win:

- 6— by **Mike Souchak** to win 1956 St. Paul Open (last 6 holes)
 5— by **Jack Nicklaus** to win 1978 Jackie Gleason Inverrary Classic (last 5 holes)
 by **Tom Weiskopf** to win 1971 Kemper Open (last 4 regulation holes plus 1 extra hole)
NOTE: John Cook birdied final hole of regulation at 1992 Bob Hope Chrysler Classic, then birdied first 3 holes of playoff and eagled fourth hole to win

VICTORY RECORDS

Most victories during career (PGA TOUR cosponsored and/or approved tournaments only):

- 81— **Sam Snead**
 70— **Jack Nicklaus**
 63— **Ben Hogan**
 60— **Arnold Palmer**
 52— **Byron Nelson**
 51— **Billy Casper**

Most consecutive years winning at least one tournament:

- 17— **Jack Nicklaus** (1962-78)
Arnold Palmer (1955-71)
 16— **Billy Casper** (1956-71)

ALL-TIME PGA TOUR RECORDS

All information based on official PGA TOUR cosponsored or approved events

Most consecutive victories:

- 11— **Byron Nelson**, from Miami Four Ball March 8-11, 1945, through Canadian Open, August 2-4, 1945. Tournament, site, dates, score, purse-Miami Four Ball (with Jug McSpaden), Miami Springs Course, Miami, FL, March 8-11, won 8-6, \$1,500; Charlotte Open, Myers Park Golf Club, Charlotte, NC, March 16-21, 272, \$2,000; Greensboro Open, Starmount Country Club, Greensboro, NC, March 23-25, 271, \$1,000; Durham Open, Hope Valley Country Club, Durham, NC, March 30-April 1, 276, \$1,000; Atlanta Open, Capital City Course, Atlanta, GA, April 5-8, 263, \$2,000; Montreal Open, Islemere Golf and Country Club, Montreal, Que., June 7-10, 268, \$2,000; Philadelphia Inquirer Invitational, Llanerch Country Club, Philadelphia, PA, June 14-17, 269, \$3,000; Chicago Victory National Open, Calumet Country Club, Chicago, IL, June 29-July 1, 275, \$2,000; PGA Championship, Moraine Country Club, Dayton, OH, July 9-15, 4-3, \$3,750; Tam O'Shanter Open, Tam O'Shanter Country Club, Chicago, IL, July 26-30, 269, \$10,000; Canadian Open, Thornhill Country Club, Toronto, Ont., August 2-4, 280, \$2,000; Winnings for streak \$30,250. **NOTE:** Nelson won a 12th event in Spring Lake, NJ, which is not counted as official as its purse was below the PGA minimum.
- 6— **Ben Hogan**, in 1948: From June 12 to August 22 — U.S. Open, Inverness Round Robin, Motor City Open, Reading Open, Western Open, Denver Open Invitational
- 4— **Jackie Burke, Jr.**, in 1952: From February 14 to March 9 — Texas Open, Houston Open, Baton Rouge Open, St. Petersburg Open (four consecutive weeks)
- Byron Nelson**, in 1945 (Seattle and Glen Garden) and 1946 (Los Angeles and San Francisco)
- Ben Hogan**, in 1953: Masters Tournament, Pan American, Colonial, U.S. Open
- Tiger Woods**, in 1999: World Golf Championships-NEC Invitational, National Car Rental Golf Classic at Walt Disney World Resort, THE TOUR Championship, World Golf Championships-American Express Championship
- 3— **Walter Hagen** in 1923
- Joe Kirkwood, Sr.** in 1924
- Bill Mehlhorn** in 1929
- Horton Smith** in 1929
- Paul Runyan** in 1933
- Henry Picard** in 1939
- Jimmy Demaret** in 1940
- Ben Hogan** in 1940
- Byron Nelson** in 1944, 1945-46
- Sam Snead** in 1945.
- Ben Hogan** in 1946 (twice)
- Bobby Locke** in 1947
- Cary Middlecoff** in 1951
- Jim Ferrier** in 1951
- Ben Hogan** in 1953
- Billy Casper** in 1960
- Arnold Palmer** in 1960, 1962
- Johnny Miller** in 1974
- Hubert Green** in 1976
- Gary Player** in 1978
- Tom Watson** in 1980
- Nick Price** in 1993
- David Duval** in 1997

Most victories in single event:

- 8— **Sam Snead**, Greater Greensboro Open: 1938, 1946, 1949, 1950, 1955, 1956, 1960, 1965 (27-year span also record for time between first and last victories in same event)
- 6— **Harry Vardon**, British Open: 1896, 1898, 1899, 1903, 1911, 1914
- Alex Ross**, North & South Open: 1902, 1904, 1907, 1908, 1910, 1915
- Sam Snead**, Miami Open: 1937, 1939, 1946, 1950, 1951, 1955
- Jack Nicklaus**, Masters: 1963, 1965, 1966, 1972, 1975, 1986
- 5— **J.H. Taylor**, British Open: 1894, 1895, 1900, 1909, 1913
- James Braid**, British Open: 1901, 1905, 1906, 1908, 1910
- Walter Hagen**, Western Open: 1916, 1921, 1926, 1927, 1932
- Walter Hagen**, PGA Championship: 1921, 1924, 1925, 1926, 1927
- Sam Snead**, Goodall Palm Beach Round Robin: 1938, 1952, 1954, 1955, 1957

ALL-TIME PGA TOUR RECORDS

All information based on official PGA TOUR cosponsored or approved events

Most victories in single event (cont'd):

- 5— **Ben Hogan**, Colonial NIT: 1946, 1947, 1952, 1953, 1959
Peter Thomson, British Open: 1954, 1955, 1956, 1958, 1965
Arnold Palmer, Bob Hope Desert Classic: 1960, 1962, 1968, 1971, 1973
Jack Nicklaus, Tournament of Champions: 1963, 1964, 1971, 1973, 1977
Jack Nicklaus, PGA Championship: 1963, 1971, 1973, 1975, 1980
Tom Watson, British Open: 1975, 1977, 1980, 1982, 1983
Mark O'Meara, AT&T Pebble Beach National Pro-Am: 1985, 1989, 1990, 1992, 1997

Most consecutive victories in single event:

- 4— **Walter Hagen**, PGA Championship: 1924-1927
Gene Sarazen, Miami Open: 1926, (schedule change) 1928-1930
- 3— **Willie Anderson**, U.S. Open: 1903-1905
Walter Hagen, Metropolitan Open: 1916, 1919-1920 (no event held 1917-1918 due to World War I)
Gene Sarazen, Miami Beach Open: 1927-1929
Ralph Guldahl, Western Open: 1936-1938
Ben Hogan, Asheville Land of the Sky Open: 1940-1942
Gene Littler, Tournament of Champions: 1955-1957
Billy Casper, Portland Open: 1959-1961
Arnold Palmer, Texas Open: 1960-1962, Phoenix Open, 1961-1963
Jack Nicklaus, Disney World Golf Classic: 1971-1973
Johnny Miller, Tucson Open: 1974-1976
Tom Watson, Byron Nelson Classic: 1978-1980

Most victories in calendar year:

- 18— **Byron Nelson** (1945)
- 13— **Ben Hogan** (1946)
- 11— **Sam Snead** (1950)
- 10— **Ben Hogan** (1948)
- 9— **Paul Runyan** (1933)
- 8— **Horton Smith** (1929)
Gene Sarazen (1930)
Byron Nelson (1944)
Arnold Palmer (1960)
Johnny Miller (1974)
Sam Snead (1938)
Tiger Woods (1999)
- 7— 11 times

Most first-time winners during calendar year:

- 14— 1991
- 13— 1996
- 12— 1979, 1980, 1986
- 11— 1977, 1985, 1988
- 10— 1968, 1969, 1971, 1974, 1983, 1987, 1990, 1994

Most years between victories:

- 15 years, 5 months, 10 days—**Butch Baird** (1961-1976)
- 14 years, 8 months, 2 days—**Ed Fiori** (1982-1996)
- 12 years, 5 months, 21 days—**Howard Twitty** (1980-1993)
- 11 years, 9 months—**Leonard Thompson** (1977-1989)
- 11 years, 3 months, 27 days—**Bob Murphy** (1975-1986)
- 11 years, 22 days—**Bob Rosburg** (1961-1972)

Most years from first victory to last:

- 28 years, 11 months, 20 days—**Raymond Floyd** (1963-1992)
- 28 years, 8 months, 25 days—**Sam Snead** (1936-1965)
- 23 years, 11 months, 24 days—**Tom Watson** (1974-1998)
- 23 years, 11 months, 5 days—**Macdonald Smith** (1912-1936)
- 23 years, 9 months, 27 days—**Jack Nicklaus** (1962-1986)
- 23 years, 3 months, 7 days—**Gene Littler** (1954-1977)
- 22 years, 10 months, 19 days—**Jim Barnes** (1914-1937)
- 22 years, 4 months, 25 days—**Johnny Miller** (1971-1994)
- 22 years, 4 months, 20 days—**Hale Irwin** (1971-1994)

Most wins by players in their 20s:

- Jack Nicklaus** 29

ALL-TIME PGA TOUR RECORDS

All information based on official PGA TOUR cosponsored or approved events

Most wins by players in their 30s

Arnold Palmer, Ben Hogan 40

Most wins by players after 40

Sam Snead 17

Youngest winners:

Johnny McDermott, 19 years, 10 months, 1911 U.S. Open
 Gene Sarazen, 20 years, 5 days, 1922 Southern Open
 Charles Evans, Jr. (amateur), 20 years, 1 month, 15 days, 1910 Western Open
 Francis Ouimet (amateur), 20 years, 4 months, 12 days, 1913 U.S. Open
 Gene Sarazen, 20 years, 4 months, 18 days, 1922 U.S. Open
 Horton Smith, 20 years, 5 months, 13 days, 1928 Oklahoma City Open
 Gene Sarazen, 20 years, 5 months, 22 days, 1922 PGA
 Raymond Floyd, 20 years, 6 months, 13 days, 1963 St. Petersburg Open
 Phil Mickelson (amateur), 20 years, 6 months, 28 days, 1991 Northern Telecom Open
 Horton Smith, 20 years, 7 months, 1 day, 1928 Catalina Island Open
 Tom Creavy, 20 years, 7 months, 16 days, 1931 PGA

Oldest winners:

Sam Snead, 52 years, 10 months, 8 days, 1965 Greater Greensboro Open
 Art Wall, 51 years, 7 months, 10 days, 1975 Greater Milwaukee Open
 Jim Barnes, 51 years, 3 months, 7 days, 1937 Long Island Open
 John Barnum, 51 years, 1 month, 5 days, 1962 Cajun Classic
 Raymond Floyd, 49 years, 6 months, 4 days, 1992 Doral-Ryder Open

Oldest first-time winner:

John Barnum, 51 years, 1 month, 5 days, 1962 Cajun Classic

Widest winning margin (strokes):

16— J.D. Edgar, 1919 Canadian Open
 Joe Kirkwood, Sr., 1924 Corpus Christi Open
 Bobby Locke, 1948 Chicago Victory National Championship
 14— Ben Hogan, 1945 Portland Invitational
 Johnny Miller, 1975 Phoenix Open
 13— Byron Nelson, 1945 Seattle Open
 Gene Littler, 1955 Tournament of Champions
 12— Byron Nelson, 1939 Phoenix Open
 Arnold Palmer, 1962 Phoenix Open
 Jose Maria Olazabal, 1990 NEC World Series of Golf
 Tiger Woods, 1997 Masters Tournament

Best come-from-behind in final round to win (strokes):

10— Paul Lawrie, 1999 British Open
 8— Jack Burke, Jr., 1956 Masters Tournament
 Ken Venturi, 1959 Los Angeles Open
 Mark Lye, 1983 Bank of Boston Classic
 Hal Sutton, 1985 St. Jude Memphis Classic
 Chip Beck, 1990 Buick Open
 Scott Simpson, 1998 Buick Invitational

Largest lead with 18 holes to play (strokes):

13— Bobby Locke, 1948 Chicago Victory National Championship (won by 16)
 11— Gene Sarazen, 1927 Long Island Open (won by 11)
 10— Walter Hagen, 1920 Florida West Coast Open (won by 12)
 Ben Hogan, 1945 Portland Invitational (won by 14)
 Gene Littler, 1955 Tournament of Champions (won by 13)

Largest lead with 18 holes to play and lost (strokes):

6— Bobby Cruickshank, 1928 Florida Open
 Gay Brewer, 1969 Danny Thomas-Diplomat Classic
 Hal Sutton, 1983 Anheuser-Busch Golf Classic
 Greg Norman, 1986 Masters Tournament

ALL-TIME PGA TOUR RECORDS

All information based on official PGA TOUR cosponsored or approved events

PLAYOFF RECORDS

Longest sudden-death playoffs (holes):

- 11— **Cary Middlecoff and Lloyd Mangrum** were declared co-winners by mutual agreement in the 1949 Motor City Open
- 8— **Dick Hart** defeated **Phil Rodgers** in the 1965 Azalea Open
- Lee Elder** defeated **Lee Trevino** in the 1978 Greater Milwaukee Open
- Dave Barr** defeated **Woody Blackburn, Dan Halldorson, Frank Conner, Victor Regalado** in the 1981 Quad Cities Open
- Bob Gilder** defeated **Rex Caldwell, Johnny Miller, Mark O'Meara** in the 1983 Phoenix Open

Most players in sudden-death playoff:

- 6— 1994 GTE Byron Nelson Classic—**Neal Lancaster** defeated **Tom Byrum, Mark Carnevale, David Edwards, Yoshinori Mizumaki and David Ogrin**
- 5— Six times, most recently 1996 Buick Challenge—**Michael Bradley** defeated **Fred Funk, Davis Love III, John Maginnes and Len Mattiace**
- 5— Teams at the 1985 Chrysler Team Championship

Most playoffs, season:

- 16— 1988, 1991
- 15— 1972

PUTTING RECORDS

Fewest putts, one round:

- 18— **Sam Trahan**, at Whitemarsh Valley Country Club, in final round of 1979 IVB Philadelphia Golf Classic
- Mike McGee**, at Colonial CC, in first round of 1987 Federal Express St. Jude Classic
- Kenny Knox**, at Harbour Town GL, in first round of 1989 MCI Heritage Classic
- Andy North**, at Kingsmill GC, in second round of 1990 Anheuser-Busch Golf Classic
- Jim McGovern**, at TPC at Southwind, in second round of 1992 Federal Express St. Jude Classic

Fewest putts, four rounds:

- 93— **Kenny Knox** in 1989 MCI Heritage Classic at Harbour Town Golf Links
- 94— **Bob Tway** in 1986 MCI Heritage Classic at Harbour Town Golf Links
- 95— **George Archer** in 1980 Sea Pines Heritage Classic at Harbour Town Golf Links
- Andy Bean** in 1990 MCI Heritage Classic at Harbour Town Golf Links
- Mark O'Meara** in 1989 GTE Byron Nelson Classic at the TPC at Las Colinas
- Payne Stewart** in 1999 MCI Classic

Fewest putts, nine holes:

- 7— **Bill Nary**, at the El Paso Country Club, on back nine of third round of 1952 El Paso Open
- 8— **Jim Colbert**, at the Deerwood Club, on front nine of last round of 1967 Greater Jacksonville Open
- Sam Trahan**, at Whitemarsh Valley Country Club, on back nine of last round of 1979 IVB Philadelphia Golf Classic
- Bill Calfee**, at Forest Oaks CC, on back nine of third round of 1980 Greater Greensboro Open
- Kenny Knox**, at Harbour Town GL, on back nine of first round of 1989 MCI Heritage Classic
- John Inman**, at Harbour Town GL, on front nine of fourth round of 1994 MCI Heritage Classic

MISCELLANEOUS RECORDS

Most consecutive events without missing cut:

- 113—**Byron Nelson**, during the 1940s
- 105—**Jack Nicklaus**, from Sahara Open, November 1970, through World Series of Golf, September 1976 (missed cut in 1976 World Open)
- 86—**Hale Irwin**, from Tucson Open, February 1975, through conclusion of 1978 season (missed cut in first start of 1979 season at Bing Crosby)
- 72—**Dow Finsterwald**, from Carling Golf Classic, September 1955, through Houston Invitational, February, 1958
- 53—**Tom Kite**, from Western Open, July 1980, through Manufacturers Hanover Westchester Classic, June 1982
- Vijay Singh**, from NEC World Series of Golf, August 1995, through THE PLAYERS Championship, March 1998

Oldest to make cut

- Sam Snead** — 67 years, 2 months, 21 days (1979 Manufacturers Hanover Westchester Classic)

ALL-TIME PGA TOUR RECORDS

All information based on official PGA TOUR cosponsored or approved events

Most top-10s season:

31— Harold (Jug) McSpaden, 1945

Most top-10s career:

358—Sam Snead

Youngest professional shooting age:

66— (4 under, 4th round), Sam Snead (age 67), 1979 Quad Cities Open

67— (3 under, 2nd round), Sam Snead (age 67), 1979 Quad Cities Open

Most victories before 21st birthday:

7— Horton Smith

Youngest to win five titles:

Horton Smith (20 years, 10 months, 1 day)

Tiger Woods (21 years, 5 months, 20 days)

First African-American to play PGA TOUR:

Bill Spiller (1948 Los Angeles Open)

First African-American to win official PGA TOUR title:

Pete Brown (1964 Waco Turner Open)

Lefthanders who have won:

Bob Charles

Sam Adams

Ernie Gonzalez

Phil Mickelson

Mike Weir

Russ Cochran

MONEY-WINNING RECORDS

Most money won in single season:

\$6,616,585 by Tiger Woods in 1999

\$3,641,906 by David Duval in 1999

\$2,591,031 by David Duval in 1998

\$2,475,328 by Davis Love III in 1999

\$2,283,233 by Vijay Singh in 1999

Most money won by rookie:

\$1,864,584 by Carlos Franco in 1999

\$1,255,314 by Notah Begay III in 1999

\$881,436 by David Duval in 1995

\$809,580 by Stewart Cink in 1997

\$790,594 by Tiger Woods in 1996

Most money won by second-year player:

\$2,066,833 by Tiger Woods in 1997

\$1,491,139 by Mike Weir in 1999

\$977,079 by David Duval in 1996

\$943,140 by Justin Leonard in 1996

\$871,589 by Tommy Tolles in 1996

Most money won in first two seasons:

\$2,857,427 by Tiger Woods (1996-1997)

\$1,858,515 by David Duval (1995-1996)

\$1,691,933 by Justin Leonard (1995-1996)

\$1,643,228 by Stewart Cink (1997-1998)

\$1,527,030 by Ernie Els (1994-1995)

\$1,329,532 by Steve Flesch (1998-99)

\$1,275,894 by Woody Austin (1995-1996)

\$1,116,667 by Tim Herron (1996-97)

Most consecutive years \$100,000 or more:

26— Tom Watson (1974-1999)

24— Tom Kite (1976-1998)

21— Jay Haas (1979-1999)

20— Bruce Lietzke (1977-1996)

Scott Simpson (1980-1999)

Craig Stadler (1980-1999)

19— Curtis Strange (1979-1997)

ALL-TIME PGA TOUR RECORDS

All information based on official PGA TOUR cosponsored or approved events

Most consecutive years \$200,000 or more:

- 16— Mark O'Meara (1984-1999)
- 14— Tom Kite (1981-1994)
Nick Price (1986-1999)
- 13— Mark Calcavecchia (1987-1999)
Fred Couples (1987-1999)
Craig Stadler (1987-1999)
- 12— Tom Watson (1977-1988)
Curtis Strange (1980-1991)
Greg Norman (1986-1997)

Most consecutive years \$500,000 or more:

- 7— Paul Azinger (1987-1993)
Chip Beck (1987-1993)
Mark Calcavecchia (1993-1999)
Jeff Maggert (1993-1999)
Phil Mickelson (1993-1999)
- 6— Fred Couples (1989-1994)
Ernie Els (1994-1999)
Scott Hoch (1994-1999)
Tom Lehman (1994-1999)
Nick Price (1990-1995)
Corey Pavin (1991-1996)
Greg Norman (1992-1997)
- 5— Payne Stewart (1986-1990)
Greg Norman (1986-1990)
Jay Haas (1992-1996)

- 5— David Duval (1995-1999)
Fred Funk (1995-1999)
Jim Furyk (1995-1999)
Lee Janzen (1995-1999)
Justin Leonard (1995-1999)
Davis Love III (1995-1999)
Mark O'Meara (1995-1999)
Vijay Singh (1995-1999)
Jeff Sluman (1995-1999)
Payne Stewart (1995-1999)
Bob Tway (1995-1999)

Most consecutive years \$1 million or more:

- 5— Davis Love III (1995-1999)
- 4— Scott Hoch (1996-1999)
Phil Mickelson (1996-1999)
- 3— Nick Price (1992-1994; 1997-1999)
Greg Norman (1993-1995)
Mark O'Meara (1996-1998)
Vijay Singh (1997-1999)
Tiger Woods (1997-1999)

- 3— Mark Calcavecchia (1997-1999)
David Duval (1997-1999)
Fred Funk (1997-1999)
Justin Leonard (1997-1999)
Jesper Parnevik (1997-1999)

Most years \$1 million or more:

- 6— Davis Love III (1992, 1995-1999)
- 5— Greg Norman (1990, 1993-1995, 1997)
Nick Price (1992-1994, 1997-1999)

Most consecutive years Top 10 Money List:

- 17— Jack Nicklaus (1962-1978)
- 15— Arnold Palmer (1957-1971)

Most years Top 10 Money List:

- 18— Jack Nicklaus
- 15— Arnold Palmer, Sam Snead

Most years leading Money List:

- 8— Jack Nicklaus

Most consecutive years leading Money List:

- 4— Tom Watson (1977-1980)

Most money won in single season without victory:

\$2,475,328 by Davis Love III in 1999

Youngest to win \$1 million in season:

21 years, 5 months, 21 days — Tiger Woods (1997)

Quickest to \$1 million in career:

- 9 events — Tiger Woods
- 28 events — Ernie Els

ALL-TIME PGA TOUR RECORDS

All information based on official PGA TOUR cosponsored or approved events

Quickest to \$2 million in career:

69 events — Tiger Woods
139 events — Ernie Els

\$2 MILLION IN ONE SEASON

1. Tiger Woods	\$6,616,585	1999	8. Hal Sutton	2,127,578	1999
2. David Duval	3,641,906	1999	9. Payne Stewart	2,077,950	1999
3. David Duval	2,591,301	1998	10. Tiger Woods	2,066,833	1997
4. Davis Love III	2,475,328	1999	11. Jim Furyk	2,054,334	1998
5. Vijay Singh	2,283,233	1999	12. Justin Leonard	2,020,991	1999
6. Vijay Singh	2,238,998	1998	13. Jeff Maggert	2,016,469	1999
7. Chris Perry	2,145,707	1999			

\$1 MILLION IN ONE SEASON

There have been 118 players on the PGA TOUR who have earned \$1 million in a calendar year, dating back to 1988, when Curtis Strange became the PGA TOUR's first millionaire. The number of \$1 million earners each year since:

36 — 1999
26 — 1998
18 — 1997
9 — 1995, 1996
6 — 1994
5 — 1993
4 — 1992
2 — 1989, 1990
1 — 1988

FIRST-YEAR PLAYERS TO EARN \$1 MILLION OR MORE

1. Carlos Franco	\$1,864,584	1999
2. Notah Begay III	1,255,314	1999

BIGGEST ONE-SEASON GAINS

	Season	Money	Season	Money	Gain
1. Tiger Woods	1998	\$1,841,117	1999	\$6,616,585	\$4,775,468
2. Chris Perry	1998	730,171	1999	2,145,707	1,415,536
3. John Huston	1997	151,840	1998	1,544,110	1,392,270
4. Billy Mayfair	1994	158,159	1995	1,543,192	1,385,033
5. Hal Sutton	1997	453,928	1998	1,838,740	1,384,812
6. David Toms	1998	635,073	1999	1,959,672	1,324,599
7. Dennis Paulson	1998	4,557	1999	1,313,814	1,309,257
8. Tiger Woods	1996	790,534	1997	2,066,833	1,276,239
9. Mike Weir	1998	218,967	1999	1,491,139	1,272,172
10. Fred Couples	1997	448,385	1998	1,650,389	1,202,004

Single Tournament Stat Records—PGA TOUR (1980 thru 1999)

72-HOLE EVENTS

Driving Distance	John Daly	331.4	1991	Kemper
Driving Accuracy	Calvin Peete	56 of 56	1986	Memorial
	Calvin Peete	56 of 56	1987	Memorial
	David Frost	56 of 56	1988	Tucson
	Brian Claar	56 of 56	1992	Memorial
Greens in Reg.	Peter Jacobsen	69 of 72	1995	AT&T
Putts	Kenny Knox	93	1989	MCI
Birdies	John Huston	31	1998	Hawaii
Eagles	Dave Eichelberger	5	1980	Hawaii
	Davis Love III	5	1994	Hawaii
Total Driving	Fuzzy Zoeller	2	1981	PGA Championship

54-HOLE EVENTS

Driving Distance	John Daly	306.3	1993	Houston
Driving Accuracy	Keith Fergus	41 of 42	1981	AT&T
	Fulton Allem	41 of 42	1993	Houston
	John Dowdall	41 of 42	1993	Houston
Greens in Reg.	Mike Heinen	53 of 54	1995	Walt Disney World
Putts	Jonathan Kaye	70	1995	Quad City
Birdies	Hale Irwin	20	1981	Houston
	Robert Wrenn	20	1992	San Diego
	John Huston	20	1993	Houston
	B. McCallister	20	1993	Houston
Eagles	Bob Eastwood	3	1986	San Diego
	Bill Glasson	3	1986	San Diego
	Dan Forsman	3	1992	San Diego
Total Driving	Hal Sutton	4	1996	B.C. Open
	Guy Hill	4	1998	Buick Classic

90-HOLE EVENTS

Driving Distance	Tiger Woods	322.6	1996	Las Vegas
Driving Accuracy	Doug Tewell	64 of 70	1992	Las Vegas
Greens in Reg.	John Mahaffey	82 of 90	1989	Las Vegas
Putts	Jeff Sluman	129	1991	Las Vegas
Birdies	Tom Kite	37	1993	Bob Hope
Eagles	Andy Bean	4	1986	Las Vegas
	Roger Maltbie	4	1986	Las Vegas
	Andy Bean	4	1990	Bob Hope
	David Frost	4	1990	Las Vegas
	Robert Wrenn	4	1990	Las Vegas
	Craig Stadler	4	1991	Las Vegas
	Ted Schulz	4	1992	Las Vegas
	Fuzzy Zoeller	4	1992	Las Vegas
	Davis Love III	4	1993	Las Vegas
	Mark Brooks	4	1998	Las Vegas
	Jonathan Kaye	4	1999	Bob Hope
Total Driving	Buddy Gardner	7	1983	Las Vegas
	Joey Sindelar	7	1986	Bob Hope

ALL EVENTS

Longest Drive	Chris Smith	427 yds	1999	Honda Classic
----------------------	-------------	---------	------	---------------

GROWTH OF PGA TOUR PURSES

YEAR	NO. OF EVENTS	TOTAL PURSE	YEAR	NO. OF EVENTS	TOTAL PURSE
1938	38	\$158,000	1969	47	\$5,465,875
1939	28	121,000	1970	55	6,751,523
1940	27	117,000	1971	63	7,116,000
1941	30	169,200	1972	71	7,596,749
1942	21	116,650	1973	75	8,657,225
1943	3	17,000	1974	57	8,165,941
1944	22	150,500	1975	51	7,895,450
1945	36	435,380	1976	49	9,157,522
1946	37	411,533	1977	48	9,688,977
1947	31	352,500	1978	48	10,337,332
1948	34	427,000	1979	46	12,801,200
1949	25	338,200	1980	45	13,371,786
1950	33	459,950	1981	45	14,175,393
1951	30	460,200	1982	46	15,089,576
1952	32	498,016	1983	45	17,588,242
1953	32	562,704	1984	46	21,251,382
1954	26	600,819	1985	47	25,290,526
1955	36	782,010	1986	46	25,442,242
1956	36	847,070	1987	46	32,106,093
1957	32	820,360	1988	47	36,959,307
1958	39	1,005,800	1989	44	41,288,787
1959	43	1,225,205	1990	44	46,251,831
1960	41	1,335,242	1991	44	49,628,203
1961	45	1,461,830	1992	44	49,386,906
1962	49	1,790,320	1993	43	53,203,611
1963	43	2,044,900	1994	43	56,416,080
1964	41	2,301,063	1995	44	62,250,000
1965	36	2,848,515	1996	45	69,100,000
1966	36	3,704,445	1997	45	77,680,800
1967	37	3,979,162	1998	45	96,050,000
1968	45	5,077,600	1999	47	131,700,000
			2000	49	157,000,000

LEADERS IN CAREER EARNINGS

1.	GREG NORMAN	\$12,507,322	51.	JIM GALLAGHER, JR.	\$5,359,134
2.	DAVIS LOVE III	12,487,463	52.	RAY FLOYD	5,323,075
3.	PAYNE STEWART	11,737,008	53.	MARK MCCUMBER	5,296,232
4.	NICK PRICE	11,386,236	54.	GIL MORGAN	5,259,164
5.	TIGER WOODS	11,315,128	55.	BOB ESTES	5,147,072
6.	FRED COUPLES	11,305,069	56.	STEVE JONES	5,001,429
7.	MARK O'MEARA	11,162,269	57.	KENNY PERRY	4,952,967
8.	TOM KITE	10,533,102	58.	JOEY SINDELAR	4,926,487
9.	SCOTT HOCH	10,308,995	59.	DUFFY WALDORF	4,768,779
10.	DAVID DUVAL	10,047,947	60.	NICK FALDO	4,744,507
11.	MARK CALCAVECCHIA	9,715,456	61.	CHRIS PERRY	4,735,164
12.	TOM WATSON	9,425,272	62.	WAYNE LEVI	4,670,655
13.	HAL SUTTON	9,100,555	63.	D.A. WEIBRING	4,524,908
14.	COREY PAVIN	8,867,886	64.	BILLY ANDRADE	4,465,285
15.	PHIL MICKELSON	8,687,658	65.	ROCCO MEDATE	4,436,084
16.	PAUL AZINGER	8,581,695	66.	DAN FORSMAN	4,405,012
17.	VIJAY SINGH	8,509,789	67.	STEVE STRICKER	4,356,835
18.	TOM LEHMAN	8,112,237	68.	MIKE REID	4,340,028
19.	STEVE ELKINGTON	8,110,288	69.	JESPER PARNEVIK	4,324,416
20.	JEFF SLUMAN	7,915,231	70.	DAVID EDWARDS	4,307,845
21.	JOHN COOK	7,821,795	71.	RUSS COCHRAN	4,118,715
22.	CRAIG STADLER	7,675,059	72.	MIKE HULBERT	4,030,883
23.	JAY HAAS	7,602,960	73.	* KIRK TRIPLETT	3,951,112
24.	JEFF MAGGERT	7,420,465	74.	TOM PURTZER	3,941,441
25.	LOREN ROBERTS	7,350,133	75.	JOHN MAHAFFEY	3,876,852
26.	CURTIS STRANGE	7,344,725	76.	LARRY NELSON	3,827,401
27.	LEE JANZEN	7,343,238	77.	JAY DON BLAKE	3,797,872
28.	JOHN HUSTON	7,130,582	78.	RICK FEHR	3,693,198
29.	JUSTIN LEONARD	7,112,692	79.	DAVID TOMS	3,619,022
30.	BEN CRENSHAW	7,075,996	80.	KEN GREEN	3,605,848
31.	JIM FURYK	7,012,340	81.	DUDLEY HART	3,594,626
32.	BOB TWAY	6,848,880	82.	BLAINE MCCALLISTER	3,523,074
33.	DAVID FROST	6,835,892	83.	NOLAN HENKE	3,513,210
34.	BRAD FAXON	6,826,806	84.	GLEN DAY	3,498,429
35.	STEVE PATE	6,471,895	85.	LEE TREVINO	3,478,328
36.	LANNY WADKINS	6,355,681	86.	MARK WIEBE	3,468,820
37.	FRED FUNK	6,323,156	87.	BRAD BRYANT	3,462,252
38.	BRUCE LIETZKE	6,316,759	88.	ANDY BEAN	3,441,712
39.	ERNIE ELS	6,210,774	89.	CRAIG PARRY	3,438,643
40.	CHIP BECK	6,142,913	90.	TIM SIMPSON	3,406,017
41.	BILLY MAYFAIR	6,091,214	91.	GENE SAUERS	3,300,561
42.	LARRY MIZE	6,000,563	92.	DON POOLEY	3,285,743
43.	HALE IRWIN	5,918,800	93.	TED TRYBA	3,267,606
44.	SCOTT SIMPSON	5,838,933	94.	STEVE LOWERY	3,252,652
45.	ANDREW MAGEE	5,794,951	95.	STUART APPLEBY	3,245,525
46.	FUZZY ZOELLER	5,760,263	96.	SCOTT VERPLANK	3,226,479
47.	MARK BROOKS	5,726,618	97.	TIM HERRON	3,153,242
48.	JACK NICKLAUS	5,696,747	98.	PHIL BLACKMAR	3,128,506
49.	PETER JACOBSEN	5,582,489	99.	DONNIE HAMMOND	3,101,777
50.	BILL GLASSON	5,398,817	100.	STEWART CINK	3,065,465

* = Non-winner

PAST LEADING MONEY-WINNERS

1934	Paul Runyan	\$6,767.00	1967	Jack Nicklaus	\$188,998.08
1935	Johnny Revolta	9,543.00	1968	Billy Casper	205,168.67
1936	Horton Smith	7,682.00	1969	Frank Beard	164,707.11
1937	Harry Cooper	14,138.69	1970	Lee Trevino	157,037.63
1938	Sam Snead	19,534.49	1971	Jack Nicklaus	244,490.50
1939	Henry Picard	10,303.00	1972	Jack Nicklaus	320,542.26
1940	Ben Hogan	10,655.00	1973	Jack Nicklaus	308,362.10
1941	Ben Hogan	18,358.00	1974	Johnny Miller	353,021.59
1942	Ben Hogan	13,143.00	1975	Jack Nicklaus	298,149.17
1943	No Statistics Compiled		1976	Jack Nicklaus	266,438.57
1944	Byron Nelson (War Bonds)	37,967.69	1977	Tom Watson	310,653.16
1945	Byron Nelson (War Bonds)	63,335.66	1978	Tom Watson	362,428.93
1946	Ben Hogan	42,556.16	1979	Tom Watson	462,636.00
1947	Jimmy Demaret	27,936.83	1980	Tom Watson	530,808.33
1948	Ben Hogan	32,112.00	1981	Tom Kite	375,698.84
1949	Sam Snead	31,593.83	1982	Craig Stadler	446,462.00
1950	Sam Snead	35,758.83	1983	Hal Sutton	426,668.00
1951	Lloyd Mangrum	26,088.83	1984	Tom Watson	476,260.00
1952	Julius Boros	37,032.97	1985	Curtis Strange	542,321.00
1953	Lew Worsham	34,002.00	1986	Greg Norman	653,296.00
1954	Bob Toski	65,819.81	1987	Curtis Strange	925,941.00
1955	Julius Boros	63,121.55	1988	Curtis Strange	1,147,644.00
1956	Ted Kroll	72,835.83	1989	Tom Kite	1,395,278.00
1957	Dick Mayer	65,835.00	1990	Greg Norman	1,165,477.00
1958	Arnold Palmer	42,607.50	1991	Corey Pavin	979,430.00
1959	Art Wall	53,167.60	1992	Fred Couples	1,344,188.00
1960	Arnold Palmer	75,262.85	1993	Nick Price	1,478,557.00
1961	Gary Player	64,540.45	1994	Nick Price	1,499,927.00
1962	Arnold Palmer	81,448.33	1995	Greg Norman	1,654,959.00
1963	Arnold Palmer	128,230.00	1996	Tom Lehman	1,780,159.00
1964	Jack Nicklaus	113,284.50	1997	Tiger Woods	2,066,833.00
1965	Jack Nicklaus	140,752.14	1998	David Duval	2,591,031.00
1966	Billy Casper	121,944.92	1999	Tiger Woods	6,616,585.00

*TOTAL MONEY LISTED FROM 1968 THROUGH 1974.

ALL-TIME TOUR WINNERS

1.	Sam Snead	81		Craig Wood	21
2.	Jack Nicklaus	70	T29.	James Barnes	20
3.	Ben Hogan	63		Hale Irwin	20
4.	Arnold Palmer	60		Bill Mehlhorn	20
5.	Byron Nelson	52		Doug Sanders	20
6.	Billy Casper	51	T33.	Ben Crenshaw	19
T7.	Walter Hagen	40		Doug Ford	19
	Cary Middlecoff	40		Hubert Green	19
9.	Gene Sarazen	38		Tom Kite	19
10.	Lloyd Mangrum	36	T37.	Julius Boros	18
11.	Tom Watson	34		Jim Ferrier	18
12.	Horton Smith	32		E.J. Harrison	18
T13.	Harry Cooper	31		Greg Norman	18
	Jimmy Demaret	31		Johnny Revolta	18
15.	Leo Diegel	30	T42.	Jack Burke	17
T16.	Gene Littler	29		Bobby Cruickshank	17
	Paul Runyan	29		Harold McSpaden	17
18.	Lee Trevino	27		Curtis Strange	17
19.	Henry Picard	26	T46.	Ralph Guldahl	16
T20.	Tommy Armour	24		Mark O'Meara	16
	Johnny Miller	24		Nick Price	16
	Macdonald Smith	24	T49.	Tommy Bolt	15
T23.	Johnny Farrell	22		Ed Dudley	15
	Raymond Floyd	22		Denny Shute	15
T25.	Willie Macfarlane	21		Mike Souchak	15
	Gary Player	21		Tom Weiskopf	15
	Lanny Wadkins	21		Tiger Woods	15

MOST TOUR WINS YEAR BY YEAR

1916	James Barnes	3	1964	Jack Nicklaus	4
	Walter Hagen	3		Billy Casper	4
1917	James Barnes	2		Tony Lema	4
	Mike Brady	2	1965	Jack Nicklaus	5
1918	Jock Hutchison	1	1966	Billy Casper	4
	Walter Hagen	1	1967	Jack Nicklaus	5
	Patrick Doyle	1	1968	Billy Casper	6
1919	James Barnes	5	1969	Dave Hill	3
1920	Jock Hutchison	4		Billy Casper	3
1921	James Barnes	4		Jack Nicklaus	3
1922	Gene Sarazen	3		Ray Floyd	3
	Walter Hagen	3	1970	Billy Casper	4
1923	Walter Hagen	5	1971	Jack Nicklaus	5
	Joe Kirkwood, Sr	5		Lee Trevino	5
1924	Joe Kirkwood, Sr	4	1972	Jack Nicklaus	7
	Walter Hagen	4	1973	Jack Nicklaus	7
1925	Leo Diegel	5	1974	Johnny Miller	8
1926	Bill Mehlhorn	5	1975	Jack Nicklaus	5
	Macdonald Smith	5	1976	Ben Crenshaw	3
1927	Johnny Farrell	7		Hubert Green	3
1928	Bil Mehlhorn	7	1977	Tom Watson	4
1929	Horton Smith	8	1978	Tom Watson	5
1930	Gene Sarazen	8	1979	Tom Watson	5
1931	Wiffy Cox	4	1980	Tom Watson	6
1932	Craig Wood	3	1981	Tom Watson	3
	Gene Sarazen	3		Bruce Lietzke	3
	Olin Dutra	3		Ray Floyd	3
	Mike Turnesa	3		Bill Rogers	3
	Tommy Armour	3	1982	Craig Stadler	4
1933	Paul Runyan	9		Calvin Peete	4
1934	Paul Runyan	7	1983	Fuzzy Zoeller	2
1935	Johnny Revolta	5		Lanny Wadkins	2
	Henry Picard	5		Calvin Peete	2
1936	Ralph Guldahl	3		Hal Sutton	2
	Henry Picard	3		Gil Morgan	2
	Jimmy Hines	3		Mark McCumber	2
1937	Harry Cooper	8		Jim Colbert	2
1938	Sam Snead	8		Seve Ballesteros	2
1939	Henry Picard	8	1984	Tom Watson	3
1940	Jimmy Demaret	6		Denis Watson	3
1941	Sam Snead	7	1985	Lanny Wadkins	3
1942	Ben Hogan	6		Curtis Strange	3
1943	Sam Byrd	1	1986	Bob Tway	4
	Harold McSpaden	1	1987	Curtis Strange	3
	Steve Warga	1		Paul Azinger	3
1944	Byron Nelson	8	1988	Curtis Strange	4
1945	Byron Nelson	18	1989	Tom Kite	3
1946	Ben Hogan	13		Steve Jones	3
1947	Ben Hogan	7	1990	Wayne Levi	4
1948	Ben Hogan	10	1991	Ian Woosnam	2
1949	Cary Middlecoff	7		Corey Pavin	2
1950	Sam Snead	11		Billy Andrade	2
1951	Cary Middlecoff	6		Tom Purtzer	2
1952	Jack Burke, Jr	5		Mark Brooks	2
	Sam Snead	5		Nick Price	2
1953	Ben Hogan	4		Fred Couples	2
	Lloyd Mangrum	4		Andrew Magee	2
1954	Bob Toski	4	1992	Fred Couples	3
1955	Cary Middlecoff	6		Davis Love III	3
1956	Mike Souchak	4		John Cook	3
1957	Arnold Palmer	4	1993	Nick Price	4
1958	Ken Venturi	4	1994	Nick Price	5
1959	Gene Littler	5	1995	Greg Norman	3
1960	Arnold Palmer	8		Lee Janzen	3
1961	Arnold Palmer	5	1996	Phil Mickelson	4
	Doug Sanders	5	1997	Tiger Woods	4
1962	Arnold Palmer	7	1998	David Duval	4
1963	Arnold Palmer	7	1999	Tiger Woods	8

INDIVIDUAL PLAYOFF RECORDS

- AARON, Tommy** -- (0-4) 1963: lost to Tony Lema, Memphis Open; lost to Arnold Palmer, Cleveland Open. 1972: lost to George Archer, Glen Campbell Los Angeles Open; lost to George Archer, Greater Greensboro Open.
- ADAMS, John** -- (0-1) 1982: lost to Jay Haas, Hall of Fame Classic.
- ALEXANDER, Skip** -- (1-0) 1950: defeated Ky Laffoon, Empire State Open.
- ALLIN, Buddy** -- (1-0) 1971: defeated Dave Eichelberger, Rod Funseth, Greater Greensboro Open.
- ALLISS, Percy** -- (0-1) 1931: lost to Walter Hagen, Canadian Open.
- ANDERSON, Willie** -- (2-0) 1901: defeated Alex Smith, U.S. Open. 1903: defeated David Brown, U.S. Open.
- ANDRADE, Billy** -- (2-1) 1991: defeated Jeff Sluman, Kemper Open. 1993: lost to John Inman, Buick Southern Open. 1998: defeated Bob Friend, Bell Canadian Open.
- ARCHER, George** -- (4-3) 1965: defeated Bob Charles, Lucky International Open. 1969: lost to Jack Nicklaus, Kaiser International. 1970: lost to George Knudson, Robinson Open. 1971: defeated Lou Graham, J.C. Snead, Greater Hartford Open. 1972: defeated Tommy Aaron, Dave Hill, Glen Campbell Los Angeles Open; lost to Miller Barber, Dean Martin Tucson Open; defeated Tommy Aaron, Greater Greensboro Open.
- ARMOUR, Tommy** -- (2-2) 1920: lost to J. Douglas Edgar, Canadian Open. 1927: defeated Harry Cooper, U.S. Open. 1930: defeated Leo Diegel, Canadian Open. 1936: lost to Willie Macfarlane, Walter Olson Open.
- ARMOUR III, Tommy** -- (0-1) 1999: lost to Gabriel Hjertstedt, Touchstone Energy Tucson Open.
- AUSTIN, Woody** -- (1-0) 1995: defeated Mike Brisky, Buick Open.
- AZINGER, Paul** -- (1-2) 1989: lost to Steve Jones, Bob Hope Chrysler Classic. 1990: lost to Greg Norman, Doral-Ryder Open. 1993: defeated Greg Norman, PGA Championship.
- BAIRD, Butch** -- (1-0) 1976: defeated Miller Barber, San Antonio Texas Open.
- BAKER-FINCH, Ian** -- (0-1) 1991: lost to Bruce Fleisher, New England Classic.
- BALDING, Al** -- (1-3) 1957: defeated Al Besselink, Havana Invitational. 1959: lost to Don Whitt, Memphis Open. 1961: lost to Arnold Palmer, San Diego Open. 1964: lost to George Knudson, Fresno Open.
- BALLESTEROS, Seve** -- (1-2) 1987: lost to Larry Mize, Masters Tournament; lost to J.C. Snead, Manufacturers Hanover Westchester Classic. 1988: defeated David Frost, Greg Norman, Ken Green, Manufacturers Hanover Westchester Classic.
- BARBER, Jerry** -- (1-0) 1961: defeated Don January, PGA Championship.
- BARBER, Miller** -- (3-4) 1964: lost to Gary Player, Pensacola Open. 1967: defeated Gary Player, Oklahoma City Open. 1970: defeated Bob Charles, Howie Johnson, Greater New Orleans Open. 1972: defeated George Archer, Dean Martin Tucson Open. 1973: lost to Jack Nicklaus, Greater New Orleans Open; lost to Bert Greene, Liggett and Myers Open. 1976: lost to Butch Baird, San Antonio Texas Open.
- BARNES, James** -- (0-3) 1916: lost to Walter Hagen, Metropolitan Open. 1920: lost to Walter Hagen, Metropolitan Open. 1923: lost to Robert MacDonald, Metropolitan Open.
- BARR, Dave** -- (1-2) 1981: defeated Woody Blackburn, Frank Conner, Dan Halldorson, Victor Regalado, Quad Cities Open. 1986: lost to Corey Pavin, Greater Milwaukee Open. 1988: lost to Mark Brooks, Canon Sammy Davis, Jr.-Greater Hartford Open.
- BARRON, Herman** -- (1-0) 1946: defeated Lew Worsham, Philadelphia Inquirer Open.
- BAYER, George** -- (2-2) 1957: lost to Doug Ford, Western Open. 1958: defeated Sam Snead, Havana International. 1960: defeated Jack Fleck, St. Petersburg Open. 1961: lost to Eric Monti, Ontario Open.
- BEAN, Andy** -- (3-3) 1978: defeated Lee Trevino, Danny Thomas Memphis Classic; defeated Bill Rogers, Western Open. 1979: lost to Lon Hinkle, Bing Crosby National Pro-Am. 1984: lost to Bruce Lietzke, Honda Classic; lost to Jack Nicklaus, Memorial Tournament. 1986: defeated Hubert Green, Doral-Eastern Open.
- BEARD, Frank** -- (0-3) 1968: lost to Jack Nicklaus, American Golf Classic. 1969: lost to Larry Hinson, Greater New Orleans Open. 1974: lost to Johnny Miller, World Open.
- BECK, Chip** -- (0-2) 1988: lost to Bob Lohr, Walt Disney World/Oldsmobile Classic. 1991: lost to Brad Faxon, Buick Open.
- BEGAY III, Notah** -- (1-0) 1999: defeated Tom Byrum, Michelob Championship at Kingsmill.
- BEMAN, Deane** -- (1-1) 1968: lost to Arnold Palmer, Bob Hope Desert Classic. 1969: defeated Jack McGowan, Texas Open.
- BESSELINK, Al** -- (2-2) 1955: defeated Don Fairfield, West Palm Beach Open. 1957: lost to Ed Furgol, Caliente Open; defeated Bob Rosburg, Caracas Open; lost to Al Balding, Havana Invitational.
- BIES, Don** -- (1-0) 1975: defeated Hubert Green, Sammy Davis, Jr.-Greater Hartford Open.
- BLACK, Ronnie** -- (1-1) 1983: defeated Sam Torrance, Southern Open. 1989: lost to Wayne Grady, Manufacturers Hanover Westchester Classic.
- BLACKBURN, Woody** -- (1-1) 1981: lost to Dave Barr, Quad Cities Open. 1985: defeated Ron Streck, Isuzu-Andy Williams-San Diego Open. (Also won playoff with Bill Kratzert to win unofficial 1976 Walt Disney World National Team Championship).
- BLACKMAR, Phil** -- (3-0) 1985: defeated Jodie Mudd, Dan Pohl, Canon Sammy Davis, Jr.-Greater Hartford Open. 1988: defeated Payne Stewart, Provident Classic. 1997: defeated Kevin Sutherland, Shell Houston Open.
- BLANCAS, Homero** -- (1-1) 1969: lost to Larry Ziegler, Michigan Golf Classic. 1972: defeated Lanny Wadkins, Phoenix Open.
- BLOCKER, Chris** -- (0-1) 1970: lost to Doug Sanders, Bahama Islands Open.

INDIVIDUAL PLAYOFF RECORDS (continued)

- BOLT, Tommy--** (3-3) 1952: defeated Jack Burke, Jr., Dutch Harrison, Los Angeles Open; lost to Jack Burke, Jr., Baton Rouge Open. 1954: defeated Earl Stewart, Insurance City Open. 1955: lost to Sam Snead, Miami Beach Open. 1960: defeated Ben Hogan, Gene Littler, Memphis Open. 1961: lost to Dave Hill, Home of the Sun Open.
- BOROS, Julius--** (4-5) 1952: defeated Cary Middlecoff, World Championship of Golf. 1954: defeated George Fazio, Carling's World Open. 1958: lost to Sam Snead, Dallas Open. 1959: lost to Jack Burke, Jr., Houston Classic. 1963: defeated Arnold Palmer, Jacky Cupit, U.S. Open; lost to Arnold Palmer, Western Open. 1964: defeated Doug Sanders, Greater Greensboro Open. 1969: lost to Gene Littler, Greater Greensboro Open. 1975: lost to Gene Littler, Westchester Classic.
- BRADLEY, Jackson--** (0-1) 1955: lost to Henry Ransom, Rubber City Open.
- BRADLEY, Michael--** (1-0) 1996: defeated Fred Funk, Davis Love III, John Maginnes and Len Mattiace, Buick Challenge.
- BRADY, Mike--** (1-2) 1911: lost to John McDermott, U.S. Open. 1916: defeated Patrick Doyle, Massachusetts Open. 1919: lost to Walter Hagen, U.S. Open.
- BRANCA, Tee--** (0-1) 1938: lost to Al Zimmerman, Utah Open.
- BREWER, Gay--** (2-5) 1959: lost to Arnold Palmer, West Palm Beach Open. 1965: defeated Doug Sanders, Greater Seattle Open; defeated Bob Goalby, Hawaiian Open. 1966: lost to Jack Nicklaus, Masters Tournament; lost to Arnold Palmer, Tournament of Champions. 1969: lost to Dave Hill, IVB-Philadelphia Classic. 1974: lost to Jim Colbert, American Golf Classic.
- BRISKY, Mike--** (0-2) 1995: lost to Woody Austin, Buick Open. 1999: lost to J.L. Lewis, John Deere Classic.
- BRITTON, Bill--** (0-1) 1982: lost to Hal Sutton, Walt Disney World Golf Classic.
- BROOKS, Mark--** (4-2) 1988: defeated Dave Barr, Joey Sindelar, Canon Sammy Davis, Jr.-Greater Hartford Open; lost to Tom Purtzer, Gatlin Brothers Southwest Classic. 1991: defeated Gene Sauers, Kmart Greater Greensboro Open. 1993: lost to John Inman, Euick Southern Open. 1996: defeated Jeff Maggert, Shell Houston Open; defeated Kenny Perry, PGA Championship.
- BROWN, Billy Ray--** (2-0) 1991: defeated Corey Pavin, Rick Fehr, Canon Greater Hartford Open. 1992: defeated Ray Floyd, Ben Crenshaw, Bruce Lietzke, GTE Byron Nelson Classic.
- BROWN, David--** (0-1) 1903: lost to Willie Anderson, U.S. Open.
- BROWN, Pete--** (1-1) 1964: lost to Billy Casper, Alameda Open. 1970: defeated Tony Jacklin, Andy Williams San Diego Open.
- BROWNE, Olin--** (1-0) 1998: defeated Stewart Cink, Larry Mize, Canon Greater Hartford Open.
- BRYANT, Brad--** (0-1) 1993: lost to John Inman, Buick Southern Open.
- BURKE, Billy--** (2-0) 1929: defeated Bill Mehlhorn, Glens Falls Open. 1931: defeated George Von Elm, U.S. Open.
- BURKE, Jack Jr.--** (4-4) 1952: lost to Tommy Bolt, Los Angeles Open; defeated Bill Nary, Tommy Bolt, Baton Rouge Open; defeated Dick Mayer, Miami Open; lost to Cary Middlecoff, Kansas City Open. 1955: lost to Henry Ransom, Rubber City Open. 1958: lost to Art Wall, Rubber City Open. 1959: defeated Julius Boros, Houston Classic. 1961: defeated Billy Casper, Johnny Pott, Buick Open.
- BURNS, George--** (0-2) 1984: lost to Gary Koch, Bay Hill Classic. 1985: lost to Roger Maltbie, Manufacturers Hanover Westchester Classic.
- BYMAN, Bob--** (1-0) 1979: defeated John Schroeder, Bay Hill Citrus Classic.
- BYRD, Sam--** (1-0) 1945: defeated Dutch Harrison, Mobile Open.
- BYRUM, Tom--** (0-2) 1994: lost to Neal Lancaster, GTE Byron Nelson Classic. 1999: lost to Notah Begay III, Michelob Championship at Kingsmill.
- CADLE, George--** (0-1) 1983: lost to Morris Hatalsky, Greater Milwaukee Open.
- CALCAVECCHIA, Mark--** (0-3) 1987: lost to Fred Couples, Byron Nelson Classic. 1990: lost to Greg Norman, Doral-Ryder Open. 1993: lost to Billy Mayfair, Greater Milwaukee Open.
- CALDWELL, Rex--** (0-2) 1983: lost to Keith Fergus, Bob Hope Desert Classic; lost to Bob Gilder, Phoenix Open.
- CAMPBELL, Joe--** (1-2) 1962: lost to Doug Ford, Bing Crosby National Pro-Am. 1966: defeated Gene Littler, Tucson Open. 1967: lost to Randy Glover, Azalea Open.
- CARNEVALE, Mark--** (0-1) 1994: lost to Neal Lancaster, GTE Byron Nelson Classic.
- CASPER, Billy--** (8-8) 1958: defeated Ken Venturi, Greater New Orleans Open. 1961: lost to Jack Burke, Jr., Buick Open. 1964: defeated Pete Brown, Jerry Steelsmith, Alameda Open. 1965: lost to Wes Ellis, San Diego Open; defeated Johnny Pott, Insurance City Open. 1966: defeated Arnold Palmer, U.S. Open. 1967: defeated Art Wall, Canadian Open; defeated Al Geiberger, Carling World Open; lost to Dudley Wysong, Hawaiian Open. 1968: lost to Johnny Pott, Bing Crosby National Pro-Am. 1969: lost to Jack Nicklaus, Kaiser International. 1970: defeated Hale Irwin, Los Angeles Open; defeated Gene Littler, Masters Tournament. 1971: lost to Bob Lunn, Glen Campbell Los Angeles Open. 1972: lost to Chi Chi Rodriguez, Byron Nelson Classic. 1975: lost to Jack Nicklaus, World Open.
- CHAMBLEE, Brandel--** (0-1) 1996: lost to Paul Stankowski, BellSouth Classic.
- CHARLES, Bob--** (0-2) 1965: lost to George Archer, Lucky International Open. 1970: lost to Miller Barber, Greater New Orleans Open.
- CHEN, Tze-Chung--** (1-1) 1983: lost to Fred Couples, Kemper Open. 1987: defeated Ben Crenshaw, Los Angeles Open.
- CHRISTIAN, Neil--** (0-1) 1937: lost to Lawson Little, San Francisco Match Play.

INDIVIDUAL PLAYOFF RECORDS (continued)

- CINK, Stewart--**(0-1) 1998: lost to Olin Browne, Canon Greater Hartford Open.
- CLAMPETT, Bobby--**(0-2) 1981: lost to John Cook, Bing Crosby National Pro-Am; lost to Hale Irwin, Buick Open.
- CLARK, Jimmy--**(1-1) 1952: defeated Jim Turnesa, Ft. Wayne Open. 1955: lost to Bo Wininger, Baton Rouge Open.
- COCHRAN, Russ--**(0-1) 1991: lost to Craig Stadler, THE TOUR Championship.
- COLBERT, Jim--**(2-0) 1974: defeated Ray Floyd, Gay Brewer, Forrest Fezler, American Golf Classic. 1983: defeated Fuzzy Zoeller, Colonial National Invitation.
- COLLINS, Bill--**(1-3) 1960: lost to Jack Fleck, Phoenix Open; defeated Arnold Palmer, Houston Classic; lost to Arnold Palmer, Insurance City Open. 1962: lost to Al Johnston, Hot Springs Open.
- CONGDON, Charles--**(0-1) 1948: lost to Ed Oliver, Tacoma Open.
- CONNER, Frank--**(0-2) 1981: lost to Dave Barr, Quad Cities Open. 1982: lost to Tom Watson, Sea Pines Heritage Classic.
- COOK, John--**(3-3) 1981: defeated Hale Irwin, Ben Crenshaw, Bobby Clampett, Barney Thompson, Bing Crosby National Pro-Am. 1983: defeated Johnny Miller, Canadian Open. 1986: lost to Donnie Hammond, Bob Hope Chrysler Classic. 1990: lost to Tom Kite, Federal Express St. Jude Classic; lost to Bob Tway, Las Vegas Invitational. 1992: defeated Gene Sauers, Rick Fehr, Mark O'Meara, Tom Kite, Bob Hope Chrysler Classic.
- COOPER, Harry--**(3-4) 1927: lost to Tommy Armour, U.S. Open. 1934: defeated Ky Laffoon, Western Open; lost to Johnny Revolta, St. Paul Open. 1936: defeated Dick Metz, St. Paul Open; lost to Leonard Dodson, St. Petersburg Open. 1937: defeated Horton Smith, Ralph Guldahl, St. Petersburg Open. 1938: lost to Sam Snead, Canadian Open.
- COOPER, Pete--**(1-1) 1958: defeated Wes Ellis, Jr., West Palm Beach Open. 1959: lost to Arnold Palmer, West Palm Beach Open.
- COUPLES, Fred--**(5-4) 1983: defeated Tze-Chung Chen, Barry Jaeckel, Gil Morgan, Scott Simpson, Kemper Open. 1986: lost to Tom Kite, Western Open. 1987: defeated Mark Calcavecchia, Byron Nelson Classic. 1988: lost to Sandy Lyle, Phoenix Open. 1992: defeated Davis Love III, Nissan Los Angeles Open; lost to Corey Pavin, Honda Classic. 1993: defeated Robert Gamez, Honda Classic. 1994: lost to Phil Mickelson, Mercedes Championships. 1998: defeated Bruce Lietzke, Bob Hope Chrysler Classic.
- COURTNEY, Chuck--**(0-1) 1972: lost to DeWitt Weaver, Southern Open.
- COX, Wiffy--**(1-1) 1931: defeated Joe Turnesa, North & South Open. 1936: defeated Bill Mehlhorn, Sacramento Open.
- CRAMPTON, Bruce--**(0-2) 1970: lost to Gibby Gilbert, Houston Champions International. 1974: lost to Richie Karl, B.C. Open.
- CRENSHAW, Ben--**(0-8) 1978: lost to Tom Watson, Bing Crosby National Pro-Am. 1979: lost to Larry Nelson, Western Open; lost to David Graham, PGA Championship. 1981: lost to John Cook, Bing Crosby National Pro-Am; lost to Bill Rogers, Texas Open. 1987: lost to Tze-Chung Chen, Los Angeles Open. 1989: lost to David Frost, NEC World Series of Golf. 1992: lost to Billy Ray Brown, GTE Byron Nelson Classic.
- CRUICKSHANK, Bobby--**(1-3) 1923: lost to Robert T. Jones, Jr., U.S. Open. 1926: lost to Johnny Farrell, Florida Open; lost to Bill Mehlhorn, South Central Open. 1935: defeated Johnny Revolta, Orlando Open.
- CUPIT, Jacky--**(1-2) 1961: lost to Dave Marr, Greater Seattle Open. 1963: lost to Julius Boros, U.S. Open. 1966: defeated Chi Chi Rodriguez, Cajun Classic Open.
- DALY, John--**(1-0) 1995: defeated Costantino Rocca, British Open.
- DAY, Glen--**(1-0) 1999: defeated Jeff Sluman, Payne Stewart, MCI Classic.
- DEMARET, Jimmy--**(4-5) 1940: defeated Toney Penna, Western Open. 1947: lost to Dave Douglas, Orlando Open. 1948: lost to Lloyd Mangrum, Lower Rio Grande Open; defeated Otto Greiner, St. Paul Open. 1949: lost to Ben Hogan, Long Beach Open; defeated Ben Hogan, Phoenix Open; lost to Johnny Palmer, World Championship of Golf. 1957: defeated Ken Venturi, Mike Souchak, Thunderbird Invitational. 1964: lost to Tommy Jacobs, Palm Springs Golf Classic.
- DEVLIN, Bruce--**(0-3) 1968: lost to Johnny Pott, Bing Crosby National Pro-Am. 1969: lost to Bert Yancey, Atlanta Classic. 1972: lost to David Graham, Cleveland Open.
- DICKINSON, Gardner--**(1-2) 1956: lost to Art Wall, Ft. Wayne Open. 1969: lost to Raymond Floyd, Greater Jacksonville Open. 1971: defeated Jack Nicklaus, Atlanta Golf Classic.
- DIEGEL, Leo--**(3-2) 1922: lost to Abe Mitchell, Southern Open. 1924: defeated Will MacFarlane, Shawnee Open. 1927: defeated Fred McLeod, Middle Atlantic Open. 1930: lost to Tommy Armour, Canadian Open; defeated Gene Sarazen, Oregon Open.
- DIEHL, Terry--**(0-1) 1976: lost to Tom Kite, IVB-Bicentennial Golf Classic.
- DODDS, Trevor--**(1-0) 1998: defeated Scott Verplank, Greater Greensboro Chrysler Classic.
- DODSON, Leonard--**(3-1) 1936: lost to Ray Mangrum, Wildwood New Jersey Open; defeated Harry Cooper, St. Petersburg Open. 1937: defeated Horton Smith, Hollywood Open. 1941: defeated Dutch Harrison, Ben Hogan, Oakland Open.
- DONALD, Mike--**(1-1) 1989: defeated Tim Simpson, Hal Sutton, Anheuser-Busch Golf Classic. 1990: lost to Hale Irwin, U.S. Open.
- DOUGHERTY, Ed--**(0-1) 1990: lost to Jim Gallagher, Jr., Greater Milwaukee Open.
- DOUGLAS, Dave--**(1-1) 1947: defeated Jimmy Demaret, Herman Keiser, Orlando Open. 1951: lost to Cary Middlecoff, Kansas City Open.

INDIVIDUAL PLAYOFF RECORDS (continued)

- DOUGLASS, Dale--** (0-3) 1968: lost to Chi Chi Rodriguez, Sahara Invitational. 1970: lost to Don January, Greater Jacksonville Open. 1971: lost to Tom Weiskopf, Kemper Open.
- DOW, Willie--** (0-1) 1934: lost to Ralph Stonehouse, Miami Open.
- DOYLE, Patrick--** (0-1) 1916: lost to Mike Brady, Massachusetts Open.
- DUDLEY, Ed--** (1-1) 1936: defeated Charles Lacey, Philadelphia Open. 1937: lost to Dick Metz, Thomasville Open.
- DUTRA, Olin--** (1-0) 1930: defeated Joe Kirkwood, Sr., Long Beach Open.
- DUVAL, David--** (2-0) 1997: defeated Grant Waite, Duffy Waldorf, Michelob Championship at Kingsmill; defeated Dan Forsman, Walt Disney World/Oldsmobile Classic.
- EASTWOOD, Bob--** (1-0) 1985: defeated Payne Stewart, Byron Nelson Classic.
- EDGAR, J. Douglas--** (1-0) 1920: defeated Tommy Armour, Charles Murray, Canadian Open.
- EDWARDS, Danny--** (1-0) 1983: defeated Morris Hatalsky, Miller High Life-Quad Cities Open.
- EDWARDS, David--** (1-1) 1992: defeated Rick Fehr, Memorial Tournament. 1994: lost to Neal Lancaster, GTE Byron Nelson Classic.
- EICHELBERGER, Dave--** (1-1) 1971: lost to Buddy Allin, Greater Greensboro Open. 1981: defeated Bob Murphy, Mark O'Meara, Tallahassee Open.
- ELDER, Lee--** (2-2) 1968: lost to Jack Nicklaus, American Golf Classic. 1972: lost to Lee Trevino, Greater Hartford Open. 1974: defeated Peter Oosterhuis, Monsanto Open. 1978: defeated Lee Trevino, Greater Milwaukee Open.
- ELKINGTON, Steve--** (4-3) 1992: defeated Brad Faxon, Infiniti Tournament of Champions; lost to Dan Forsman, Buick Open; lost to Nick Price, H-E-B Texas Open. 1993: lost to Rocco Mediate, Kmart Greater Greensboro Open. 1995: defeated Bruce Lietzke, Mercedes Championships; defeated Colin Montgomerie, PGA Championship. 1998: defeated Fred Funk, Buick Challenge.
- ELLIS, Wes--** (1-1) 1958: lost to Pete Cooper, West Palm Beach Open. 1965: defeated Billy Casper, San Diego Open.
- ELS, Ernie--** (1-0) 1994: defeated Loren Roberts, Colin Montgomerie, U.S. Open.
- ESPINOSA, Al--** (0-1) 1929: lost to Robert T. Jones, Jr., U.S. Open.
- ESPINOSA, Abe--** (0-1) 1924: lost to Macdonald Smith, Northern California Open.
- ESTES, Bob--** (0-2) 1989: lost to Mike Hulbert, B.C. Open. 1993: lost to John Inman, Buick Southern Open.
- FAIRFIELD, Don--** (0-2) 1955: lost to Al Besselink, West Palm Beach Open. 1959: lost to Dow Finsterwald, Kansas City Open.
- FALDO, Nick--** (2-1) 1988: lost to Curtis Strange, U.S. Open. 1989: defeated Scott Hoch, Masters Tournament. 1990: defeated Ray Floyd, Masters Tournament.
- FARRELL, Johnny--** (3-2) 1926: defeated Bobby Cruickshank, Florida Open. 1928: lost to Gene Sarazen, Nassau Bahamas Open; defeated Robert T. Jones, Jr., U.S. Open. 1930: lost to Willie Macfarlane, Metropolitan Open. 1936: defeated Vic Ghezzi, New Jersey Open.
- FAXON, Brad--** (2-5) 1991: defeated Chip Beck, Buick Open. 1992: lost to Steve Elkington, Infiniti Tournament of Champions; lost to Dan Forsman, Buick Open. 1996: lost to Jim Furyk, United Airlines Hawaiian Open; lost to Clarence Rose, Sprint International. 1997: lost to Frank Nobilo, Greater Greensboro Chrysler Classic. 1999: defeated Fred Funk, B.C. Open.
- FAZIO, George--** (1-3) 1946: defeated Dick Metz, Canadian Open. 1948: lost to Lloyd Mangrum, Utah Open. 1950: lost to Ben Hogan, U.S. Open. 1954: lost to Julius Boros, Carling's World Open.
- FEHR, Rick--** (0-4) 1991: lost to Billy Ray Brown, Canon Greater Hartford Open. 1992: lost to John Cook, Bob Hope Chrysler Classic; lost to David Edwards, Memorial Tournament. 1994: lost to Steve Lowery, Sprint International.
- FERGUS, Keith--** (2-0) 1982: defeated Ray Floyd, Georgia-Pacific Atlanta Classic. 1983: defeated Rex Caldwell, Bob Hope Desert Classic.
- FERRIER, Jim--** (2-1) 1947: defeated Fred Haas, Jr., St. Paul Open. 1950: defeated Sam Snead, St. Paul Open. 1953: lost to Cary Middlecoff, Houston Open.
- FETCHICK, Mike--** (2-0) 1956: defeated Lionel Hebert, St. Petersburg Open; defeated Jay Hebert, Don January, Doug Ford, Western Open.
- FEZLER, Forrest--** (0-1) 1974: lost to Jim Colbert, American Golf Classic.
- FINSTERWALD, Dow--** (2-4) 1956: lost to Doug Sanders, Canadian Open. 1957: defeated Don Whitt, Tucson Open. 1958: lost to Art Wall, Rubber City Open. 1959: lost to Art Wall, Buick Open; defeated Don Fairfield, Kansas City Open. 1962: lost to Arnold Palmer, Masters Tournament.
- FIORI, Ed--** (2-0) 1979: defeated Tom Weiskopf, Southern Open. 1982: defeated Tom Kite, Bob Hope Desert Classic.
- FLECK, Jack--** (3-2) 1955: defeated Ben Hogan, U.S. Open. 1960: defeated Bill Collins, Phoenix Open; lost to George Bayer, St. Petersburg Open; lost to Arnold Palmer, Insurance City Open. 1961: defeated Bob Rosburg, Bakersfield Open.
- FLECKMAN, Marty--** (1-0) 1967: defeated Jack Montgomery, Cajun Classic Open.
- FLEISHER, Bruce--** (1-0) 1991: defeated Ian Baker-Finch, New England Classic.

INDIVIDUAL PLAYOFF RECORDS (continued)

- FLOYD, Raymond--** (4-11) 1969: defeated Gardner Dickinson, Greater Jacksonville Open. 1971: lost to Arnold Palmer, Bob Hope Desert Classic. 1973: lost to Jack Nicklaus, Bing Crosby National Pro-Am. 1974: lost to Jim Colbert, American Golf Classic. 1975: lost to J.C. Snead, Andy Williams San Diego Open. 1976: defeated Jerry McGee, World Open. 1980: defeated Jack Nicklaus, Doral-Eastern Open. 1981: lost to Bruce Lietzke, Wickes Andy Williams-San Diego Open; defeated Barry Jaeckel, Curtis Strange, Tournament Players Championship. 1982: lost to Keith Fergus, Georgia-Pacific Atlanta Classic; lost to Craig Stadler, World Series of Golf. 1985: lost to Roger Maltbie, Manufacturers Hanover Westchester Classic. 1986: defeated Mike Sullivan, Lon Hinkle, Walt Disney World/Oldsmobile Classic. 1990: lost to Nick Faldo, Masters Tournament. 1992: lost to Billy Ray Brown, GTE Byron Nelson Classic.
- FORD, Doug--** (5-7) 1951: lost to Dutch Harrison, Texas Open; lost to Cary Middlecoff, Kansas City Open. 1952: defeated Sam Snead, Jacksonville Open. 1953: lost to Earl Stewart, Greensboro Open. 1954: defeated Marty Furgol, Greater Greensboro Open. 1955: lost to Henry Ransom, Rubber City Open; lost to Ted Kroll, Philadelphia Daily News Open. 1956: lost to Mike Fetchick, Western Open. 1957: lost to Arnold Palmer, Rubber City Open; defeated George Bayer, Gene Littler, Billy Maxwell, Western Open. 1961: defeated Arnold Palmer, "500" Festival Open. 1962: defeated Joe Campbell, Bing Crosby National Pro-Am.
- FORSMAN, Dan--** (1-1) 1992: defeated Steve Elkington, Brad Faxon, Buick Open. 1997: lost to David Duval, Walt Disney World/Oldsmobile Classic.
- FOUGHT, John--** (1-0) 1979: defeated Jim Simons, Buick Goodwrench Open.
- FRIEND, Bob--** (0-1) 1998: lost to Billy Andrade, Bell Canadian Open.
- FROST, David--** (2-3) 1986: lost to Tom Kite, Western Open. 1988: lost to Seve Ballesteros, Manufacturers Hanover Westchester Classic; defeated Bob Tway, Southern Open. 1989: defeated Ben Crenshaw, NEC World Series of Golf. 1995: lost to Bob Tway, MCI Classic.
- FUNK, Fred--** (1-3) 1996: defeated Pete Jordan, B.C. Open; lost to Michael Bradley, Buick Challenge. 1998: lost to Steve Elkington, Buick Challenge. 1999: lost to Brad Faxon, B.C. Open.
- FUNSETH, Rod--** (0-1) 1971: lost to Buddy Allin, Greater Greensboro Open.
- FURGOL, Ed--** (2-1) 1954: defeated Cary Middlecoff, Phoenix Open. 1956: lost to Bob Rosburg, Motor City Open. 1957: defeated Al Besselink, Caliente Open.
- FURGOL, Marty--** (0-1) 1954: lost to Doug Ford, Greater Greensboro Open.
- FURYK, Jim--** (1-2) 1996: defeated Brad Faxon, United Airlines Hawaiian Open. 1997: lost to Paul Stankowski, United Airlines Hawaiian Open. 1998: lost to J.P. Hayes, Buick Classic.
- GALLAGHER, Jim Jr.--** (1-1) 1990: defeated Ed Dougherty, Billy Mayfair, Greater Milwaukee Open. 1991: lost to Tom Purtzer, NEC World Series of Golf.
- GAMEZ, Robert--** (0-1) 1993: lost to Fred Couples, Honda Classic.
- GARDNER, Buddy--** (0-1) 1987: lost to Jay Haas, Big "I" Houston Open.
- GEIBERGER, Al--** (1-1) 1967: lost to Billy Casper, Carling World Open. 1975: defeated Gary Player, MONY Tournament of Champions.
- GHEZZI, Vic--** (2-4) 1935: defeated Johnny Revolta, Los Angeles Open. 1936: lost to Johnny Farrell, New Jersey Open. 1939: lost to Henry Picard, Metropolitan Open. 1941: defeated Byron Nelson, PGA Championship. 1946: lost to Lloyd Mangrum, U.S. Open. 1948: lost to Ed Oliver, Tacoma Open.
- GILBERT, Gibby--** (1-0) 1970: defeated Bruce Crampton, Houston Champions International.
- GILDER, Bob--** (1-0) 1983: defeated, Rex Caldwell, Johnny Miller, Mark O'Meara, Phoenix Open.
- GLOVER, Randy--** (1-0) 1967: defeated Joe Campbell, Azalea Open.
- GOALBY, Bob--** (2-1) 1962: defeated Art Wall, Insurance City Open. 1965: lost to Gay Brewer, Hawaiian Open. 1969: defeated Jim Wiechers, Robinson Open.
- GOLDEN, John--** (2-0) 1931: defeated George Von Elm, Agua Caliente Open. 1932: defeated Craig Wood, North & South Open.
- GRADY, Wayne--** (1-0) 1989: defeated Ronnie Black, Manufacturers Hanover Westchester Classic.
- GRAHAM, David--** (2-1) 1972: defeated Bruce Devlin, Cleveland Open; lost to Lou Graham, Liggett and Myers Open. 1979: defeated Ben Crenshaw, PGA Championship.
- GRAHAM, Lou--** (3-1) 1971: lost to George Archer, Greater Hartford Open. 1972: defeated Hale Irwin, David Graham, Larry Ziegler, Liggett and Myers Open. 1975: defeated John Mahaffey, U.S. Open. 1979: defeated Bobby Wadkins, IVB-Philadelphia Classic.
- GREEN, Hubert--** (2-3) 1971: defeated Don January, Houston Champions International. 1975: lost to Don Bies, Sammy Davis, Jr.-Greater Hartford Open. 1978: defeated Bill Kratzert, Hawaiian Open; lost to Gil Morgan, World Series of Golf. 1986: lost to Andy Bean, Doral-Eastern Open.
- GREEN, Ken--** (0-2) 1988: lost to Sandy Lyle, Kmart Greater Greensboro Open; lost to Seve Ballesteros, Manufacturers Hanover Westchester Classic.
- GREENE, Bert--** (1-0) 1973: defeated Miller Barber, Liggett and Myers Open.
- GREINER, Otto--** (0-1) 1948: lost to Jimmy Demaret, St. Paul Open.
- GULDAHL, Ralph--** (2-2) 1936: lost to Macdonald Smith, Seattle Open. 1937: lost to Harry Cooper, St. Petersburg Open; defeated Horton Smith, Western Open. 1939: defeated Denny Shute, Gene Sarazen, Dapper Dan Open.

INDIVIDUAL PLAYOFF RECORDS (continued)

- HAAS, Fred Jr.--** (2-3) 1947: lost to Jim Ferrier, St. Paul Open. 1948: lost to Ed Oliver, Tacoma Open; defeated Ben Hogan, Johnny Palmer, Portland Open. 1949: defeated Bob Hamilton, Miami Open. 1955: lost to Shelly Mayfield, Thunderbird Invitational.
- HAAS, Jay--** (3-0) 1982: defeated John Adams, Hall of Fame Classic. 1987: defeated Buddy Gardner, Big "I" Houston Open. 1993: defeated Bob Lohr, H-E-B Texas Open.
- HAGEN, Walter--** (5-1) 1916: defeated James Barnes, Charles Hoffner, Metropolitan Open. 1919: defeated Mike Brady, U.S. Open. 1920: defeated James Barnes, Metropolitan Open. 1923: lost to Gene Sarazen, PGA Championship; defeated Bill Mehlhorn, Texas Open. 1931: defeated Percy Alliss, Canadian Open.
- HALLBERG, Gary--** (0-2) 1984: lost to Gary Koch, Isuzu-Andy Williams-San Diego Open. 1991: lost to Blaine McCallister, H-E-B Texas Open.
- HALLDORSON, Dan--** (0-1) 1981: lost to Dave Barr, Quad Cities Open.
- HALLET, Jim--** (0-2) 1990: lost to Kenny Knox, Buick Southern Open. 1991: lost to Ian Woosnam, USF&G Classic.
- HAMILTON, Bob--** (0-1) 1949: lost to Fred Haas, Jr., Miami Open.
- HAMMOND, Donnie--** (1-0) 1986: defeated John Cook, Bob Hope Chrysler Classic.
- HAMPTON, Harry--** (0-1) 1923: lost to George McLean, Shawnee Open.
- HARBERT, Chick--** (2-1) 1942: defeated Ben Hogan, Texas Open; defeated Dutch Harrison, St. Paul Open. 1950: lost to Henry Ransom, World Championship of Golf.
- HARNEY, Paul--** (0-1) 1963: lost to Arnold Palmer, Thunderbird Classic.
- HARPER, Chandler--** (1-1) 1938: lost to Johnny Revolta, St. Petersburg Open. 1953: defeated Ted Kroll, El Paso Open.
- HARRIS, Labron Jr.--** (1-1) 1968: lost to Bob Murphy, Philadelphia Golf Classic. 1971: defeated Bert Yancey, Robinson Open.
- HARRISON, Dutch--** (1-8) 1939: lost to Dick Metz, Oakland Open. 1941: lost to Leonard Dodson, Oakland Open. 1942: lost to Chick Harbert, St. Paul Open. 1945: lost to Sam Byrd, Mobile Open. 1946: lost to Johnny Palmer, Nashville Invitational. 1948: lost to Ben Hogan, Motor City Open; lost to Lloyd Mangrum, World's Championship of Golf. 1951: defeated Doug Ford, Texas Open. 1952: lost to Tommy Bolt, Los Angeles Open.
- HART, Dick--** (1-0) 1965: defeated Phil Rogers, Azalea Open.
- HATALSKY, Morris--** (2-1) 1983: defeated George Cadle, Greater Milwaukee Open; lost to Danny Edwards, Miller High Life-Quad Cities Open. 1988: defeated Tom Kite, Kemper Open.
- HAWKINS, Fred--** (0-1) 1959: lost to Ben Hogan, Colonial National Invitation.
- HAYES, J.P.--** (1-0) 1998: defeated Jim Furyk, Buick Challenge.
- HAYES, Mark--** (0-2) 1979: lost to Lon Hinkle, Bing Crosby National Pro-Am. 1981: lost to Larry Nelson, Greater Greensboro Open.
- HEAFNER, Clayton--** (1-1) 1942: lost to Byron Nelson, Tam O' Shanter Open. 1947: defeated Lew Worsham, Jacksonville Open.
- HEARD, Jerry--** (0-1) 1974: lost to Bob Menne, Kemper Open.
- HEBERT, Jay--** (2-1) 1956: lost to Mike Fetchick, Western Open. 1961: defeated Ken Venturi, Houston Classic; defeated Gary Player, American Golf Classic.
- HEBERT, Lionel--** (1-1) 1956: lost to Mike Fetchick, St. Petersburg Open. 1962: defeated Gary Player, Gene Littler, Memphis Open.
- HEINEN, Mike--** (0-1) 1995: lost to Davis Love III, Freeport-McMoRan Classic.
- HENKE, Nolan--** (0-1) 1995: lost to Bob Tway, MCI Classic.
- HENNING, Harold--** (0-1) 1969: lost to Charles Sifford, Los Angeles Open.
- HENNINGER, Brian--** (1-0) 1994: defeated Mike Sullivan, Deposit Guaranty Classic.
- HERRON, Tim--** (1-0) 1999: defeated Tom Lehman, Bay Hill Invitational.
- HILL, Dave--** (4-2) 1961: defeated Tommy Bolt, Bud Sullivan, Home of the Sun Open. 1963: defeated Mike Souchak, Hot Springs Open. 1969: defeated Gay Brewer, Tommy Jacobs, R.H. Sikes, IVB-Philadelphia Classic; lost to Bob Lunn, Greater Hartford Open. 1972: lost to George Archer, Glen Campbell Los Angeles Open. 1975: defeated Rik Massengale, Sahara Invitational.
- HINKLE, Lon--** (1-2) 1977: lost to Ed Sneed, Tallahassee Open. 1979: defeated Andy Bean, Mark Hayes, Bing Crosby National Pro-Am. 1986: lost to Ray Floyd, Walt Disney World/Oldsmobile Classic.
- HINSON, Larry--** (1-1) 1969: defeated Frank Beard, Greater New Orleans Open. 1975: lost to Don January, San Antonio Texas Open.
- HISKEY, Babe--** (1-0) 1965: defeated Dudley Wysong, Cajun Classic.
- HJERTSTEDT, Gabriel--** (1-0) 1999: defeated Tommy Armour III, Touchstone Energy Tucson Open.
- HOCH, Scott--** (1-2) 1989: lost to Nick Faldo, Masters Tournament; defeated Robert Wrenn, Las Vegas Invitational. 1995: lost to Payne Stewart, Shell Houston Open.
- HOFFNER, Charles--** (0-1) 1916: lost to Walter Hagen, Metropolitan Open.
- HOGAN, Ben--** (8-12) 1940: lost to Byron Nelson, Texas Open. 1941: lost to Leonard Dodson, Oakland Open. 1942: defeated Jimmy Thomson, Los Angeles Open; lost to Chick Harbert, Texas Open; lost to Byron Nelson, Masters Tournament. 1944: lost to Harold McSpaden, Chicago Victory Open. 1945: defeated Harold McSpaden, Montgomery Invitational. 1946: defeated Herman Keiser, Phoenix Open; lost to Ray Mangrum, Pensacola Open. 1948: defeated Dutch Harrison, Motor City Open; defeated Ed Oliver, Western Open; lost to Fred Haas, Jr., Portland Open. 1949: defeated Jimmy Demaret, Long Beach Open; lost to Jimmy Demaret, Phoenix Open. 1950: lost to Sam Snead, Los Angeles Open; defeated Lloyd Mangrum, George Fazio, U.S. Open. 1954: lost to Sam Snead, Masters Tournament. 1955: lost to Jack Fleck, U.S. Open. 1959: defeated Fred Hawkins, Colonial National Invitation. 1960: lost to Tommy Bolt, Memphis Open.

INDIVIDUAL PLAYOFF RECORDS (continued)

- HOLSCHER, Bud--** (0-1) 1956: lost to Dick Mayer, Philadelphia Daily News Open.
- HULBERT, Mike--** (2-0) 1989: defeated Bob Estes, B.C. Open. 1991: defeated Kenny Knox, Anheuser-Busch Golf Classic.
- HUNTER, Willie--** (1-0) 1927: defeated Harold Sampson, California Open.
- HUSTON, John--** (0-1) 1993: lost to Jim McGovern, Shell Houston Open.
- INMAN, John--** (1-0) 1993: defeated Bob Estes, Mark Brooks, Brad Bryant, Billy Andrade, Buick Southern Open.
- IRWIN, Hale--** (4-5) 1970: lost to Billy Casper, Los Angeles Open. 1972: lost to Lou Graham, Liggett and Myers Open. 1976: defeated Kermit Zarley, Florida Citrus Open; lost to Roger Maltbie, Memorial Tournament. 1981: lost to John Cook, Bing Crosby National Pro-Am; defeated Bobby Clampett, Peter Jacobsen, Gil Morgan, Buick Open. 1984: defeated Jim Nelford, Bing Crosby National Pro-Am. 1990: defeated Mike Donald, U.S. Open. 1991: lost to Kenny Perry, Memorial Tournament.
- JACKLIN, Tony--** (1-1) 1970: lost to Pete Brown, Andy Williams San Diego Open. 1972: defeated John Jacobs, Greater Jacksonville Open.
- JACOBS, John--** (0-1) 1972: lost to Tony Jacklin, Greater Jacksonville Open.
- JACOBS, Tommy--** (2-2) 1962: defeated Johnny Pott, San Diego Open. 1964: defeated Jimmy Demaret, Palm Springs Golf Classic. 1966: lost to Jack Nicklaus, Masters Tournament. 1969: lost to Dave Hill, IVB-Philadelphia Classic.
- JACOBSEN, Peter--** (1-3) 1981: lost to Hale Irwin, Buick Open. 1984: defeated Payne Stewart, Colonial National Invitation. 1985: lost to Curtis Strange, Honda Classic. 1989: lost to Mark McCumber, Beatrice Western Open.
- JAECKEL, Barry--** (1-2) 1978: defeated Bruce Lietzke, Tallahassee Open. 1981: lost to Ray Floyd, Tournament Players Championship. 1983: lost to Fred Couples, Kemper Open.
- JANUARY, Don--** (3-5) 1956: lost to Mike Fetchick, Western Open. 1961: lost to Jerry Barber, PGA Championship. 1964: lost to Chi Chi Rodriguez, Lucky International Open. 1967: defeated Don Massengale, PGA Championship. 1969: lost to Jack Nicklaus, Kaiser International. 1970: defeated Dale Douglass, Greater Jacksonville Open. 1971: lost to Hubert Green, Houston Champions International. 1975: defeated Larry Hinson, San Antonio Texas Open.
- JANZEN, Lee--** (1-0) 1995: defeated Corey Pavin, Kemper Open.
- JENKINS, Tom--** (0-1) 1981: lost to Bruce Lietzke, Wickes Andy Williams-San Diego Open.
- JIMENEZ, Miguel Angel--** (0-1) 1999: lost to Tiger Woods, World Golf Championships-American Express Championship.
- JOHNSON, Howie--** (1-1) 1958: defeated Arnold Palmer, Azalea Open. 1970: lost to Miller Barber, Greater New Orleans Open.
- JOHNSTON, Al--** (1-0) 1962: defeated Bill Collins, Hot Springs Open.
- JONES, Grier--** (2-0) 1972: defeated Bob Murphy, Hawaiian Open; defeated Dave Marad, Robinson's Fall Classic.
- JONES, Robert T. Jr.--** (2-2) 1923: defeated Bobby Cruickshank, U.S. Open. 1925: lost to Willie Macfarlane, U.S. Open. 1928: lost to Johnny Farrell, U.S. Open. 1929: defeated Al Espinosa, U.S. Open.
- JONES, Steve--** (2-1) 1988: defeated Bob Tway, AT&T Pebble Beach National Pro-Am. 1989: defeated Sandy Lyle, Paul Azinger, Bob Hope Chrysler Classic. 1990: lost to Payne Stewart, MCI Heritage Classic.
- JORDAN, Pete--** (0-1) 1996: lost to Fred Funk, B.C. Open.
- KARL, Richie--** (1-0) 1974: defeated Bruce Crampton, B.C. Open.
- KEISER, Herman--** (0-2) 1946: lost to Ben Hogan, Phoenix Open. 1947: lost to Dave Douglas, Orlando Open.
- KELLY, Jerry--** (0-1) 1996: lost to Loren Roberts, Greater Milwaukee Open.
- KENDALL, Skip--** (0-1) 1998: lost to Scott Simpson, Buick Invitational.
- KIRKWOOD, Joe Sr.--** (1-1) 1923: defeated Macdonald Smith, California Open. 1930: lost to Olin Dutra, Long Beach Open.
- KITE, Tom--** (6-4) 1976: defeated Terry Diehl, IVB-Bicentennial Golf Classic. 1982: lost to Ed Fiori, Bob Hope Desert Classic; defeated Jack Nicklaus, Denis Watson, Bay Hill Classic. 1986: defeated Fred Couples, David Frost, Nick Price, Western Open. 1988: lost to Morris Hatahsy, Kemper Open; lost to Curtis Strange, Nabisco Championships. 1989: defeated Davis Love III, Nestle Invitational; defeated Payne Stewart, Nabisco Championships. 1990: defeated John Cook, Federal Express St. Jude Classic. 1992: lost to John Cook, Bob Hope Chrysler Classic.
- KLEIN, Willie--** (0-1) 1925: lost to Willie Macfarlane, Shawnee Open.
- KNOX, Kenny--** (1-1) 1990: defeated Jim Hallet, Buick Southern Open. 1991: lost to Mike Hulbert, Anheuser-Busch Golf Classic.
- KNUDSON, George--** (3-0) 1963: defeated Mason Rudolph, Portland Open. 1964: defeated Al Balding, Fresno Open. 1970: defeated George Archer, Robinson Open.
- KOCH, Gary--** (2-0) 1984: defeated Gary Hallberg, Isuzu-Andy Williams-San Diego Open; defeated George Burns, Bay Hill Classic.
- KRATZERT, Bill--** (0-1) 1978: lost to Hubert Green, Hawaiian Open.
- KROLL, Ted--** (1-7) 1952: lost to Cary Middlecoff, Motor City Open. 1953: lost to Chandler Harper, El Paso Open; lost to Cary Middlecoff, Carling's Open. 1954: lost to Lloyd Mangrum, Western Open. 1955: defeated Doug Ford, Philadelphia Daily News Open. 1956: lost to Arnold Palmer, Insurance City Open. 1960: lost to Johnny Pott, Dallas Open. 1961: lost to Billy Maxwell, Insurance City Open.
- LACEY, Charles--** (0-1) 1936: lost to Ed Dudley, Philadelphia Open.

INDIVIDUAL PLAYOFF RECORDS (continued)

- LAFFOON, Ky--** (1-3) 1934: defeated Paul Runyan, Glens Falls Open; lost to Harry Cooper, Western Open; lost to Johnny Revolta, St. Paul Open. 1950: lost to Skip Alexander, Empire State Open.
- LANCASTER, Neal--** (1-0) 1994: defeated Tom Byrum, Mark Carnevale, David Edwards, Yoshinori Mizumaki, David Ogrin, GTE Byron Nelson Classic.
- LANGER, Bernhard--** (1-1) 1985: defeated Bobby Wadkins, Sea Pines Heritage Classic. 1986: lost to Bob Tway, Shearson Lehman Brothers-Andy Williams Open.
- LAWRIE, Paul--** (1-0) 1999: defeated Jean Van de Valde, Justin Leonard, British Open.
- LEHMAN, Tom--** (0-2) 1997: lost to Tiger Woods, Mercedes Championships. 1999: lost to Tim Herron, Bay Hill Invitational.
- LEMA, Tony--** (3-1) 1962: defeated Bob Rosburg, Orange County Open. 1963: defeated Tommy Aaron, Memphis Open; lost to Arnold Palmer, Cleveland Open. 1964: defeated Arnold Palmer, Cleveland Open.
- LEONARD, Justin--** (0-2) 1996: lost to Phil Mickelson, Phoenix Open. 1999: lost to Paul Lawrie, British Open.
- LEONARD, Stan--** (1-1) 1955: lost to Gene Littler, Labatt Open. 1960: defeated Art Wall, Western Open.
- LEVI, Wayne--** (2-1) 1980: defeated Gil Morgan, Pleasant Valley Jimmy Fund Classic. 1984: lost to Jack Renner, Hawaiian Open. 1985: defeated Steve Pate, Georgia Pacific Atlanta Classic.
- LEWIS, J.L.--** (1-0) 1999: defeated Mike Brisky, John Deere Classic.
- LIETZKE, Bruce--** (6-6) 1977: defeated Gene Littler, Joe Garagiola-Tucson Open; lost to Jack Nicklaus, MONY Tournament of Champions. 1978: lost to Barry Jaeckel, Tallahassee Open. 1981: defeated Ray Floyd, Tom Jenkins, Wickes Andy Williams-San Diego Open; defeated Tom Watson, Byron Nelson Classic. 1984: defeated Andy Bean, Honda Classic. 1988: defeated Clarence Rose, GTE Byron Nelson Classic. 1992: lost to Billy Ray Brown, GTE Byron Nelson Classic; defeated Corey Pavin, Southwestern Bell Colonial; lost to Greg Norman, Canadian Open. 1995: lost to Steve Elkington, Mercedes Championships. 1998: lost to Fred Couples, Bob Hope Chrysler Classic.
- LITTLE, Lawson--** (2-0) 1937: defeated Neil Christian, San Francisco Match Play. 1940: defeated Gene Sarazen, U.S. Open.
- LITTLER, Gene--** (3-8) 1955: defeated Stan Leonard, Labatt Open. 1956: lost to Peter Thomson, Texas International Open. 1957: lost to Doug Ford, Western Open. 1960: lost to Tommy Bolt, Memphis Open. 1962: lost to Lionel Hebert, Memphis Open. 1966: lost to Joe Campbell, Tucson Open. 1969: defeated Orville Moody, Julius Boros, Tom Weiskopf, Greater Greensboro Open. 1970: lost to Billy Casper, Masters Tournament. 1975: defeated Julius Boros, Westchester Classic. 1977: lost to Bruce Lietzke, Joe Garagiola-Tucson Open; lost to Lanny Wadkins, PGA Championship.
- LOCKE, Bobby--** (3-0) 1947: defeated Ed Oliver, All American Open. 1949: defeated Frank Stranahan, Cavalier Specialist Tournament. 1950: defeated Lloyd Mangrum, All American Tournament.
- LOHR, Bob--** (1-2) 1988: defeated Chip Beck, Walt Disney World/Oldsmobile Classic. 1993: lost to Jay Haas, H-E-B Texas Open. 1995: lost to Mark O'Meara, Bell Canadian Open.
- LOVE, Davis III--** (1-5) 1989: lost to Tom Kite, Nestle Invitational. 1991: lost to Tom Purtzer, NEC World Series of Golf. 1992: lost to Fred Couples, Nissan Los Angeles Open. 1995: defeated Mike Heinen, Freeport McMoran Classic. 1996: lost to Michael Bradley, Buick Challenge; lost to Tiger Woods, Las Vegas Invitational.
- LOWERY, Steve--** (1-0) 1994: defeated Rick Fehr, Sprint International.
- LUNN, Bob--** (2-0) 1969: defeated Dave Hill, Greater Hartford Open. 1971: defeated Billy Casper, Glen Campbell Los Angeles Open.
- LUTHER, Ted--** (1-0) 1935: defeated Felix Serafin, Hershey Open.
- LYLE, Sandy--** (3-1) 1987: defeated Jeff Sluman, Tournament Players Championship. 1988: defeated Fred Couples, Phoenix Open; defeated Ken Green, Kmart Greater Greensboro Open. 1989: lost to Steve Jones, Bob Hope Chrysler, Classic.
- MacDONALD, Robert--** (1-0) 1923: defeated James Barnes, Metropolitan Open.
- MACFARLANE, Willie--** (4-2) 1924: lost to Leo Diegel, Shawnee Open. 1925: defeated Robert T. Jones, Jr., U.S. Open; defeated Willie Klein, Shawnee Open. 1930: defeated Johnny Farrell, Metropolitan Open. 1933: lost to Denny Shute, Gasparilla Open. 1936: defeated Tommy Armour, Walter Olson Open.
- MAGEE, Andrew--** (1-0) 1991: defeated D.A. Weibring, Las Vegas Invitational.
- MAGGERT, Jeff--** (0-1) 1996: lost to Mark Brooks, Shell Houston Open.
- MAGINNES, John--** (0-1) 1996: lost to Michael Bradley, Buick Challenge.
- MAHAFFEY, John--** (3-2) 1975: lost to Lou Graham, U.S. Open. 1978: defeated Jerry Pate, Tom Watson, PGA Championship. 1984: defeated Jim Simons, Bob Hope Desert Classic. 1985: lost to Mark Wiebe, Anheuser-Busch Golf Classic; defeated Jodie Mudd, Texas Open.
- MALTBIE, Roger--** (2-1) 1976: defeated Hale Irwin, Memorial Tournament. 1985: defeated George Burns, Ray Floyd, Manufacturers Hanover Westchester Classic. 1986: lost to Mac O'Grady, Canon Sammy Davis, Jr.-Greater Hartford Open.
- MANERO, Tony--** (0-1) 1937: lost to Ray Mangrum, Miami Open.
- MANGRUM, Lloyd--** (5-3-1) 1946: defeated Vic Ghezzi, Byron Nelson, U.S. Open. 1948: defeated Jimmy Demaret, Lower Rio Grande Open; defeated Sam Snead, Dutch Harrison, World's Championship of Golf; defeated George Fazio, Utah Open. 1949: lost to Sam Snead, Greater Greensboro Open; tied Cary Middlecoff, Motor City Open. 1950: lost to Ben Hogan, U.S. Open; lost to Bobby Locke, All American Tournament. 1954: defeated Ted Kroll, Western Open.

INDIVIDUAL PLAYOFF RECORDS (continued)

- MANGRUM, Ray--** (3-1) 1936: lost to Henry Picard, North & South Open; defeated Leonard Dodson, Wildwood New Jersey Open. 1937: defeated Tony Manero, Miami Open. 1946: defeated Ben Hogan, Pensacola Open.
- MARAD, Dave--** (0-1) 1972: lost to Grier Jones, Robinson's Fall Classic.
- MARR, Dave--** (2-0) 1961: defeated Bob Rosburg, Jacky Cupit, Greater Seattle Open. 1962: defeated Jerry Steelsmith, Azalea Open.
- MARTIN, Doug--** (0-1) 1995: lost to Vijay Singh, Buick Classic.
- MASSENGALE, Don--** (0-1) 1967: lost to Don January, PGA Championship.
- MASSENGALE, Rik--** (0-1) 1975: lost to Dave Hill, Sahara Invitational.
- MATTIACE, Len--** (0-1) 1996: lost to Michael Bradley, Buick Challenge.
- MAXWELL, Billy--** (1-2) 1955: lost to Bo Wininger, Baton Rouge Open. 1957: lost to Doug Ford, Western Open. 1961: defeated Ted Kroll, Insurance City Open.
- MAYFAIR, Billy--** (2-4) 1990: lost to Jim Gallagher, Jr., Greater Milwaukee Open; lost to Jodie Mudd, Nabisco Championships. 1993: defeated Mark Calcavecchia, Ted Schulz, Greater Milwaukee Open. 1995: lost to Vijay Singh, Phoenix Open; lost to Greg Norman, NEC World Series of Golf. 1998: defeated Tiger Woods, Nissan Open.
- MAYER, Dick--** (2-1) 1952: lost to Jack Burke, Jr., Miami Open. 1956: defeated Bud Holscher, Philadelphia Daily News Open. 1957: defeated Cary Middlecoff, U.S. Open.
- MAYFIELD, Shelley--** (1-1) 1953: lost to Cary Middlecoff, Houston Open. 1955: defeated Mike Souchak and Fred Haas, Jr., Thunderbird Invitational.
- McCALLISTER, Blaine--** (1-1) 1986: lost to Gene Sauers, Bank of Boston Classic. 1991: defeated Gary Hallberg, H-E-B Texas Open.
- McCUMBER, Mark--** (2-0) 1989: defeated Peter Jacobsen, Beatrice Western Open. 1994: defeated Fuzzy Zoeller, THE TOUR Championship.
- McDERMOTT, John--** (1-1) 1910: lost to Alex Smith, U.S. Open. 1911: defeated Mike Brady, George Simpson, U.S. Open.
- McGEE, Jerry--** (0-1) 1976: lost to Ray Floyd, World Open.
- McGOVERN, Jim--** (1-0) 1993: defeated John Huston, Shell Houston Open.
- McGOWAN, Jack--** (0-1) 1969: lost to Deane Beman, Texas Open.
- McLEAN, George--** (1-0) 1923: defeated Harry Hampton, Shawnee Open.
- McLENDON, Mac--** (1-0) 1978: defeated Mike Reid, Pensacola Open.
- McLEOD, Fred--** (1-1) 1908: defeated Willie Smith, U.S. Open. 1927: lost to Leo Diegel, Middle Atlantic Open.
- McMULLIN, John--** (0-1) 1958: lost to Sam Snead, Dallas Open.
- McSPADEN, Harold--** (3-4) 1937: lost to Denny Shute, PGA Championship. 1940: lost to Sam Snead, Canadian Open. 1943: defeated Buck White, All American Open. 1944: defeated Byron Nelson, Phoenix Open; defeated Ben Hogan, Chicago Victory Open. 1945: lost to Byron Nelson, New Orleans Open; lost to Ben Hogan, Montgomery Invitational.
- MEDIATE, Rocco--** (2-0) 1991: defeated Curtis Strange, Doral-Ryder Open. 1993: defeated Steve Elkington, Kmart Greater Greensboro Open.
- MEHLHORN, Bill--** (4-3) 1923: lost to Walter Hagen, Texas Open. 1926: defeated Bobby Cruickshank, South Central Open; defeated Gene Sarazen, South Florida Open. 1928: defeated Fred Morrison, Hawaiian Open. 1929: defeated Bobby Cruickshank, Horton Smith, South Central Open; lost to Billy Burke, Glens Falls Open. 1936: lost to Wiffy Cox, Sacramento Open.
- MENNE, Bob--** (1-1) 1970: lost to Lee Trevino, National Airlines Open. 1974: defeated Jerry Heard, Kemper Open.
- METZ, Dick--** (2-2) 1936: lost to Harry Cooper, St. Paul Open. 1937: defeated Ed Dudley, Thomasville Open. 1939: defeated Dutch Harrison, Oakland Open. 1946: lost to George Fazio, Canadian Open.
- MICKELSON, Phil--** (2-0) 1994: defeated Fred Couples, Mercedes Championships. 1996: defeated Justin Leonard, Phoenix Open.
- MIDDLECOFF, Cary--** (7-6-1) 1947: defeated George Schoux, Charlotte Open. 1948: lost to Ed Oliver, Tacoma Open. 1949: tied Lloyd Mangrum, Motor City Open. 1950: defeated Ed Oliver, St. Louis Open. 1951: defeated Doug Ford, Dave Douglas, Kansas City Open. 1952: defeated Ted Kroll, Motor City Open; lost to Julius Boros, World Championship of Golf; defeated Jack Burke, Jr., Kansas City Open. 1953: defeated Shelley Mayfield, Jim Ferrier, Earl Stewart, Billy Nary, Houston Open; defeated Ted Kroll, Carling's Open; lost to Art Wall, Ft. Wayne Open. 1954: lost to Ed Furgol, Phoenix Open. 1956: lost to Peter Thomson, Texas International Open. 1957: lost to Dick Mayer, U.S. Open.
- MILLER, Johnny--** (1-5) 1972: lost to Jack Nicklaus, Bing Crosby National Pro-Am. 1974: defeated Frank Beard, Bob Murphy, Jack Nicklaus, World Open. 1979: lost to Tom Watson, Colgate Hall of Fame Classic. 1982: lost to Tom Watson, Glen Campbell Los Angeles Open. 1983: lost to Bob Gilder, Phoenix Open; lost to John Cook, Canadian Open.
- MILLER, Massie--** (0-1) 1929: lost to Joe Turnesa, Lannin Memorial Tournament.
- MITCHELL, Abe--** (1-0) 1922: defeated Leo Diegel, Southern Open.
- MITCHELL, Bobby--** (1-0) 1972: defeated Jack Nicklaus, Tournament of Champions.
- MIZE, Larry--** (1-3) 1986: lost to Greg Norman, Kemper Open. 1987: defeated Greg Norman, Seve Ballesteros, Masters Tournament. 1990: lost to Payne Stewart, MCI Heritage Classic. 1998: lost to Olin Browne, Canon Greater Hartford Open.

INDIVIDUAL PLAYOFF RECORDS (continued)

- MIZUMAKI, Yoshinori--** (0-1) 1994: lost to Neal Lancaster, GTE Byron Nelson Classic.
- MONTGOMERIE, Colin--** (0-2) 1994: lost to Ernie Els, U.S. Open. 1995: lost to Steve Elkington, PGA Championship.
- MONTGOMERY, Jack--** (0-1) 1967: lost to Marty Fleckman, Cajun Classic Open.
- MONTI, Eric--** (1-0) 1961: defeated George Bayer, Bobby Nichols, Ontario Open.
- MOODY, Orville--** (0-2) 1969: lost to Gene Littler, Greater Greensboro Open. 1973: lost to Jack Nicklaus, Bing Crosby National Pro-Am.
- MORGAN, Gil--** (3-4) 1978: defeated Hubert Green, World Series of Golf. 1979: defeated Larry Nelson, Danny Thomas-Memphis Classic. 1980: lost to Wayne Levi, Pleasant Valley Jimmy Fund Classic. 1981: lost to Hale Irwin, Buick Open. 1983: defeated Lanny Wadkins, Curtis Strange, Joe Garagiola-Tucson Open; lost to Fred Couples, Kemper Open. 1990: lost to Tony Sills, Independent Insurance Agent Open.
- MORRISON, Fred--** (0-1) 1928: lost to Bill Mehlhorn, Hawaiian Open.
- MUDD, Jodie--** (2-2) 1985: lost to Phil Blackmar, Canon Sammy Davis, Jr.-Greater Hartford Open; lost to John Mahaffey, Texas Open. 1989: defeated Larry Nelson, GTE Byron Nelson Classic. 1990: defeated Billy Mayfair, Nabisco Championships.
- MURPHY, Bob--** (1-5) 1968: defeated Labron Harris, Jr., Philadelphia Golf Classic. 1970: lost to Lee Trevino, Tucson Open. 1972: lost to Grier Jones, Hawaiian Open. 1973: lost to Bobby Nichols, Westchester Classic. 1974: lost to Johnny Miller, World Open. 1981: lost to Dave Eichelberger, Tallahassee Open.
- MURRAY, Charles--** (0-1) 1920: lost to J. Douglas Edgar, Canadian Open.
- NAGLE, Kel--** (0-1) 1965: lost to Gary Player, U.S. Open.
- NARY, Bill--** (0-2) 1952: lost to Jack Burke, Jr., Baton Rouge Open. 1953: lost to Cary Middlecoff, Houston Open.
- NELFORD, Jim--** (0-1) 1984: lost to Hale Irwin, Bing Crosby National Pro-Am.
- NELSON, Byron--** (6-6) 1939: defeated Craig Wood, Denny Shute, U.S. Open; lost to Henry Picard, PGA Championship. 1940: defeated Ben Hogan, Texas Open. 1941: lost to Horton Smith, Florida West Coast Open; lost to Vic Ghezzi, PGA Championship. 1942: defeated Ben Hogan, Masters Tournament; defeated Clayton Heafner, Tam O' Shanter Open. 1944: lost to Harold McSpaden, Phoenix Open. 1945: defeated Sam Snead, Charlotte Open; defeated Harold McSpaden, New Orleans Open; lost to Sam Snead, Gulfport Open. 1946: lost to Lloyd Mangrum, U.S. Open.
- NELSON, Larry--** (3-2) 1979: lost to Gil Morgan, Danny Thomas-Memphis Classic; defeated Ben Crenshaw, Western Open. 1981: defeated Mark Hayes, Greater Greensboro Open. 1987: defeated Lanny Wadkins, PGA Championship. 1989: lost to Jodie Mudd, GTE Byron Nelson Classic.
- NEWTON, Jack--** (1-0) 1978: defeated Mike Sullivan, Buick-Goodwrench Open.
- NICHOLS, Bobby--** (2-2) 1961: lost to Eric Monti, Ontario Open. 1962: defeated Dan Sikes, Jack Nicklaus, Houston Classic. 1973: defeated Bob Murphy, Westchester Classic. 1975: lost to J.C. Snead, Andy Williams San Diego Open.
- NICKLAUS, Jack--** (13-10) 1962: lost to Bobby Nichols, Houston Classic; defeated Arnold Palmer, U.S. Open. 1963: defeated Gary Player, Palm Springs Golf Classic; lost to Arnold Palmer, Western Open. 1965: lost to Doug Sanders, Pensacola Open; defeated Johnny Pott, Memphis Open. 1966: defeated Tommy Jacobs, Gay Brewer, Masters Tournament. 1968: defeated Frank Beard, Lee Elder, American Golf Classic. 1969: defeated George Archer, Billy Casper, Don January, Kaiser International. 1970: defeated Arnold Palmer, Byron Nelson Classic. 1971: lost to Gardner Dickinson, Atlanta Golf Classic; lost to Lee Trevino, U.S. Open. 1972: defeated Johnny Miller, Bing Crosby National Pro-Am; lost to Bobby Mitchell, Tournament of Champions. 1973: defeated Ray Floyd, Orville Moody, Bing Crosby National Pro-Am; defeated Miller Barber, Greater New Orleans Open. 1974: lost to Johnny Miller, World Open. 1975: lost to Tom Weiskopf, Canadian Open; defeated Billy Casper, World Open. 1977: defeated Bruce Lietzke, MONY Tournament of Champions. 1980: lost to Ray Floyd, Doral-Eastern Open. 1982: lost to Tom Kite, Bay Hill Classic. 1984: defeated Andy Bean, Memorial Tournament.
- NICOLETTE, Mike--** (1-0) 1983: defeated Greg Norman, Bay Hill Classic.
- NOBILO, Frank--** (1-0) 1997: defeated Brad Faxon, Greater Greensboro Chrysler Classic.
- NORMAN, Greg--** (4-7) 1983: lost to Mike Nicolette, Bay Hill Classic. 1984: lost to Fuzzy Zoeller, U.S. Open; lost to Tom Watson, Western Open. 1986: defeated Larry Mize, Kemper Open. 1987: lost to Larry Mize, Masters Tournament. 1988: lost to Curtis Strange, Independent Insurance Agent Open; lost to Seve Ballesteros, Manufacturers Hanover Westchester Classic. 1990: defeated Paul Azinger, Mark Calcavecchia, Tim Simpson, Doral-Ryder Open. 1992: defeated Bruce Lietzke, Canadian Open. 1993: lost to Paul Azinger, PGA Championship. 1995: defeated Billy Mayfair, Nick Price, NEC World Series of Golf.
- O'GRADY, Mac--** (1-0) 1986: defeated Roger Maltbie, Canon Sammy Davis, Jr.-Greater Hartford Open.
- OGRIN, David--** (0-2) 1985: lost to Hal Sutton, St. Jude Memphis Classic. 1994: lost to Neal Lancaster, GTE Byron Nelson Classic.
- OLIVER, Ed--** (1-3) 1947: lost to Bobby Locke, All American Open. 1948: lost to Ben Hogan, Western Open; defeated Cary Middlecoff, Fred Haas, Jr., Charles Congdon, Vic Ghezzi, Tacoma Open. 1950: lost to Cary Middlecoff, St. Louis Open.

INDIVIDUAL PLAYOFF RECORDS (continued)

- O'MEARA, Mark--** (3-4) 1981: lost to Dave Eichelberger, Tallahassee Open. 1983: lost to Bob Gilder, Phoenix Open. 1991: lost to Corey Pavin, Bob Hope Chrysler Classic. 1992: lost to John Cook, Bob Hope Chrysler Classic; defeated Jeff Sluman, AT&T Pebble Beach National Pro-Am. 1995: defeated Bob Lohr, Bell Canadian Open. 1998: defeated Brian Watts, British Open.
- OOSTERHUIS, Peter--** (0-1) 1974: lost to Lee Elder, Monsanto Open.
- OUIMET, Francis--** (1-0) 1913: defeated Harry Vardon, Edward Ray, U.S. Open.
- PALMER, Arnold--** (14-10) 1956: defeated Ted Kroll, Insurance City Open. 1957: defeated Doug Ford, Rubber City Open. 1958: lost to Howie Johnson, Azalea Open. 1959: defeated Gay Brewer, Pete Cooper, West Palm Beach Open. 1960: lost to Bill Collins, Houston Classic; defeated Bill Collins, Jack Fleck, Insurance City Open. 1961: defeated Al Balding, San Diego Open; defeated Doug Sanders, Phoenix Open; lost to Doug Ford, "500" Festival Open. 1962: defeated Gary Player, Dow Finsterwald, Masters Tournament; defeated Johnny Pott, Colonial National Invitation; lost to Jack Nicklaus, U.S. Open. 1963: defeated Paul Harney, Thunderbird Classic; lost to Julius Boros, U.S. Open; defeated Tommy Aaron, Tony Lema, Cleveland Open; defeated Julius Boros, Jack Nicklaus, Western Open. 1964: lost to Gary Player, Pensacola Open; lost to Tony Lema, Cleveland Open. 1966: lost to Doug Sanders, Bob Hope Desert Classic; defeated Gay Brewer, Tournament of Champions; lost to Billy Casper, U.S. Open. 1968: defeated Deane Beman, Bob Hope Desert Classic. 1970: lost to Jack Nicklaus, Byron Nelson Classic. 1971: defeated Ray Floyd, Bob Hope Desert Classic.
- PALMER, Johnny--** (2-1) 1946: defeated Dutch Harrison, Nashville Invitational. 1948: lost to Fred Haas, Jr., Portland Open. 1949: defeated Jimmy Demaret, World Championship of Golf.
- PATE, Jerry--** (1-2) 1977: defeated Dave Stockton, Phoenix Open. 1978: lost to John Mahaffey, PGA Championship. 1980: lost to Doug Tewell, Sea Pines Heritage Classic.
- PATE, Steve--** (0-3) 1985: lost to Wayne Levi, Georgia Pacific Atlanta Classic. 1991: lost to Corey Pavin, BellSouth Atlanta Classic. 1999: lost to Loren Roberts, GTE Byron Nelson Classic.
- PAULSON, Dennis--** (0-1) 1999: lost to Duffy Waldorf, Buick Classic.
- PAVIN, Corey--** (5-3) 1986: defeated Dave Barr, Greater Milwaukee Open. 1987: defeated Craig Stadler, Hawaiian Open. 1991: defeated Mark O'Meara, Bob Hope Chrysler Classic; defeated Steve Pate, BellSouth Atlanta Classic; lost to Billy Ray Brown, Canon Greater Hartford Open. 1992: defeated Fred Couples, Honda Classic; lost to Bruce Lietzke, Southwestern Bell Colonial. 1995: lost to Lee Janzen, Kemper Open.
- PEETE, Calvin--** (0-1) 1986: lost to Curtis Strange, Houston Open.
- PENNA, Toney--** (0-1) 1940: lost to Jimmy Demaret, Western Open.
- PERRY, Kenny--** (1-1) 1991: defeated Hale Irwin, Memorial Tournament. 1996: lost to Mark Brooks, PGA Championship.
- PICARD, Henry--** (3-1) 1936: defeated Ray Mangrum, North & South Open. 1939: lost to Sam Snead, St. Petersburg Open; defeated Paul Runyan, Vic Ghezzi, Metropolitan Open; defeated Byron Nelson, PGA Championship.
- PLAYER, Gary--** (3-10) 1958: lost to Sam Snead, Dallas Open. 1959: lost to Don Whitt, Memphis Open. 1961: lost to Jay Hebert, American Golf Classic. 1962: lost to Arnold Palmer, Masters Tournament; lost to Lionel Hebert, Memphis Open. 1963: lost to Jack Nicklaus, Palm Springs Golf Classic. 1964: defeated Arnold Palmer, Miller Barber, Pensacola Open. 1965: defeated Kel Nagle, U.S. Open. 1967: lost to Miller Barber, Oklahoma City Open. 1968: lost to Steve Reid, Azalea Open. 1971: defeated Hal Underwood, Greater Jacksonville Open; lost to Tom Weiskopf, Kemper Open. 1975: lost to Al Geiberger, MONY Tournament of Champions.
- POHL, Dan--** (1-2) 1982: lost to Craig Stadler, Masters Tournament. 1985: lost to Phil Blackmar, Canon Sammy Davis, Jr.-Greater Hartford Open. 1986: defeated Payne Stewart, Colonial National Invitation.
- POTT, Johnny--** (2-5) 1960: defeated Bo Wininger, Ted Kroll, Dallas Open. 1961: lost to Jack Burke, Jr., Buick Open. 1962: lost to Tommy Jacobs, San Diego Open; lost to Arnold Palmer, Colonial National Invitation. 1965: lost to Jack Nicklaus, Memphis Open; lost to Billy Casper, Insurance City Open. 1968: defeated Billy Casper, Bruce Devlin, Bing Crosby National Pro-Am.
- PRICE, Nick--** (3-2) 1986: lost to Tom Kite, Western Open. 1992: defeated Steve Elkington, H-E-B Texas Open. 1994: defeated Scott Simpson, Southwestern Bell Colonial. 1995: lost to Greg Norman, NEC World Series of Golf. 1998: defeated Jeff Sluman, FedEx St. Jude Classic.
- PRIDE, Dicky--** (1-0) 1994: defeated Gene Sauers, Hal Sutton, Federal Express St. Jude Classic.
- PURTZER, Tom--** (2-0) 1988: defeated Mark Brooks, Gatlin Brothers Southwest Classic. 1991: defeated Davis Love III, Jim Gallagher, NEC World Series of Golf.
- RAGAN, Dave Jr.--** (1-0) 1962: defeated Doug Sanders, West Palm Beach Open.
- RANSOM, Henry--** (2-0) 1950: defeated Chick Harbert, World Championship of Golf. 1955: defeated Jack Burke, Jr., Doug Ford, Jackson Bradley, Rubber City Open.
- RAY, Edward--** (0-1) 1913: lost to Francis Ouimet, U.S. Open.
- REGALADO, Victor--** (0-1) 1981: lost to Dave Barr, Quad Cities Open.
- REID, Mike--** (1-3) 1978: lost to Mac McLendon, Pensacola Open. 1985: lost to Hal Sutton, Southwest Golf Classic. 1988: defeated Tom Watson, NEC World Series of Golf. 1997: lost to Paul Stankowski, United Airlines Hawaiian Open.
- REID, Steve--** (1-0) 1968: defeated Gary Player, Azalea Open.

INDIVIDUAL PLAYOFF RECORDS (continued)

- RENNER, Jack--** (1-0) 1984: defeated Wayne Levi, Hawaiian Open.
- REVOLTA, Johnny--** (2-2) 1934: defeated Ky Laffoon and Harry Cooper, St. Paul Open. 1935: lost to Vic Ghezzi, Los Angeles Open; lost to Bobby Cruickshank, Orlando Open. 1938: defeated Chandler Harper, St. Petersburg Open.
- ROBERTS, Loren--** (2-1) 1994: lost to Ernie Els, U.S. Open. 1996: defeated Jerry Kelly, Greater Milwaukee Open. 1999: defeated Steve Pate, GTE Byron Nelson Classic.
- ROCCA, Costantino--** (0-1) 1995: lost to John Daly, British Open.
- RODGERS, Phil--** (0-1) 1965: lost to Dick Hart, Azalea Open.
- RODRIGUEZ, Chi Chi--** (3-1) 1964: defeated Don January, Lucky International Open. 1966: lost to Jacky Cupit, Cajun Classic Open. 1968: defeated Dale Douglass, Sahara Invitational. 1972: defeated Billy Casper, Byron Nelson Classic.
- ROGERS, Bill--** (1-2) 1978: lost to Andy Bean, Western Open. 1979: lost to Tom Watson, Byron Nelson Classic. 1981: defeated Ben Crenshaw, Texas Open.
- ROSBURG, Bob--** (1-5) 1956: defeated Ed Furgol, Motor City Open. 1957: lost to Al Bessellink, Caracas Open. 1958: lost to Art Wall, Eastern Open. 1961: lost to Dave Marr, Greater Seattle Open; lost to Jack Fleck, Bakersfield Open. 1962: lost to Tony Lema, Orange County Open.
- ROSE, Clarence--** (1-1) 1988: lost to Bruce Lietzke, GTE Byron Nelson Classic. 1996: defeated Brad Faxon, Sprint International.
- RUDOLPH, Mason--** (0-1) 1963: lost to George Knudson, Portland Open.
- RUNYAN, Paul--** (1-2) 1934: lost to Ky Laffoon, Glens Falls Open; defeated Craig Wood, PGA Championship. 1939: lost to Henry Picard, Metropolitan Open.
- SAMPSON, Harold--** (0-1) 1927: lost to Willie Hunter, California Open.
- SANDERS, Doug--** (5-4) 1956: defeated Dow Finsterwald, Canadian Open. 1961: lost to Arnold Palmer, Phoenix Open. 1962: lost to Dave Ragan, Jr., West Palm Beach Open. 1964: lost to Julius Boros, Greater Greensboro Open. 1965: defeated Jack Nicklaus, Pensacola Open; lost to Gay Brewer, Greater Seattle Open. 1966: defeated Arnold Palmer, Bob Hope Desert Classic; defeated Tom Weiskopf, Greater Greensboro Open. 1970: defeated Chris Blocker, Bahama Islands Open.
- SARAZEN, Gene--** (3-7) 1923: defeated Walter Hagen, PGA Championship. 1926: lost to Macdonald Smith, Metropolitan Open; lost to Bill Mehlhorn, South Florida Open. 1927: lost to Joe Turnesa, Ridgewood CC Open. 1928: defeated Johnny Farrell, Nassau Bahamas Open. 1930: lost to Leo Diegel, Oregon Open. 1935: defeated Craig Wood, Augusta National Invitational. 1938: lost to Sam Snead, Goodall Round Robin. 1939: lost to Ralph Guldahl, Dapper Dan Open. 1940: lost to Lawson Little, U.S. Open.
- SAUERS, Gene--** (1-3) 1986: defeated Blaine McCallister, Bank of Boston Classic. 1991: lost to Mark Brooks, Kmart Greater Greensboro Open. 1992: lost to John Cook, Bob Hope Chrysler Classic. 1994: lost to Dicky Pride, Federal Express St. Jude Classic.
- SCHLEE, John--** (0-1) 1973: lost to Ed Sneed, Kaiser International
- SCHOUX, George--** (0-1) 1947: lost to Cary Middlecoff, Charlotte Open.
- SCHROEDER, John--** (0-1) 1979: lost to Bob Byman, Bay Hill Citrus Classic.
- SCHULZ, Ted--** (0-1) 1993: lost to Billy Mayfair, Greater Milwaukee Open.
- SERAFIN, Felix--** (0-1) 1935: lost to Ted Luther, Hershey Open.
- SHEARER, Bob--** (0-1) 1982: lost to Ed Sneed, Michelob-Houston Open.
- SHEPPARD, Charles--** (0-1) 1938: lost to Al Zimmerman, Utah Open.
- SHUTE, Denny--** (4-3) 1929: lost to Horton Smith, Fort Myers Open. 1933: defeated Willie Macfarlane, Gasparilla Open. 1934: defeated Horton Smith, Gasparilla Open. 1937: defeated Jug McSpaden, PGA Championship. 1939: lost to Byron Nelson, U.S. Open; lost to Ralph Guldahl, Dapper Dan Open; defeated Horton Smith, Glens Falls Open.
- SIECKMANN, Tom--** (1-0) 1988: defeated Mark Wiebe, Anheuser-Busch Golf Classic.
- SIFFORD, Charles--** (1-0) 1969: defeated Harold Henning, Los Angeles Open.
- SIKES, Dan--** (0-2) 1962: lost to Bobby Nichols, Houston Classic. 1973: lost to Lanny Wadkins, Byron Nelson Golf Classic.
- SIKES, R.H.--** (0-1) 1969: lost to Dave Hill, IVB-Philadelphia Classic.
- SILLS, Tony--** (1-0) 1990: defeated Gil Morgan, Independent Insurance Agent Open.
- SIMONS, Jim--** (0-3) 1979: lost to John Fought, Buick Goodwrench Open. 1980: lost to Howard Twitty, Sammy Davis, Jr.-Greater Hartford Open. 1984: lost to John Mahaffey, Bob Hope Desert Classic.
- SIMPSON, George--** (0-1) 1911: lost to John McDermott, U.S. Open.
- SIMPSON, Scott--** (2-3) 1983: lost to Fred Couples, Kemper Open. 1989: defeated Bob Tway, BellSouth Atlanta Golf Classic. 1991: lost to Payne Stewart, U.S. Open. 1994: lost to Nick Price, Southwestern Bell Colonial. 1998: defeated Skip Kendall, Buick Invitational.
- SIMPSON, Tim--** (0-2) 1989: lost to Mike Donald, Anheuser-Busch Golf Classic. 1990: lost to Greg Norman, Doral-Ryder Open.
- SINDELAR, Joey--** (1-1) 1988: lost to Mark Brooks, Canon Sammy Davis, Jr.-Greater Hartford Open. 1990: defeated Willie Wood, Hardee's Golf Classic.
- SINGH, Vijay--** (3-1) 1993: defeated Mark Wiebe, Buick Classic. 1995: defeated Billy Mayfair, Phoenix Open; defeated Doug Martin, Buick Classic. 1998: lost to Hal Sutton, THE TOUR Championship.

INDIVIDUAL PLAYOFF RECORDS (continued)

- SLUMAN, Jeff--** (0-5) 1987: lost to Sandy Lyle, Tournament Players Championship. 1991: lost to Billy Andrade, Kemper Open. 1992: lost to Mark O'Meara, AT&T Pebble Beach National Pro-Am. 1998: lost to Nick Price, FedEx St. Jude Classic. 1999: lost to Glen Day, MCI Classic.
- SMITH, Alex--** (1-1) 1901: lost to Willie Anderson, U.S. Open. 1910: defeated John McDermott, Macdonald Smith, U.S. Open.
- SMITH, Horton--** (3-6) 1929: lost to Bill Mehlhorn, South Central Open; defeated Denny Shute, Fort Myers Open. 1934: lost to Denny Shute, Gasparilla Open. 1937: lost to Harry Cooper, St. Petersburg Open; lost to Ralph Guldahl, Western Open; lost to Leonard Dodson, Hollywood Open. 1939: lost to Denny Shute, Glens Falls Open. 1941: defeated Byron Nelson, Florida West Coast Open.
- SMITH, Macdonald--** (3-2) 1910: lost to Alex Smith, U.S. Open. 1923: lost to Joe Kirkwood, Sr., California Open. 1924: defeated Abe Espinosa, Northern California Open. 1926: defeated Gene Sarazen, Metropolitan Open. 1936: defeated Ralph Guldahl, Seattle Open.
- SMITH, Willie--** (0-1) 1908: lost to Fred McLeod, U.S. Open.
- SNEAD, J.C.--** (3-1) 1971: lost to George Archer, Greater Hartford Open. 1975: defeated Raymond Floyd, Bobby Nichols, Andy Williams San Diego Open. 1981: defeated Mike Sullivan, Southern Open. 1987: defeated Seve Ballesteros, Manufacturers Hanover Westchester Classic.
- SNEAD, Sam--** (10-8) 1938: defeated Harry Cooper, Canadian Open; defeated Gene Sarazen, Goodall Round Robin. 1939: defeated Henry Picard, St. Petersburg Open. 1940: defeated Harold McSpaden, Canadian Open. 1945: lost to Byron Nelson, Charlotte Open; defeated Byron Nelson, Gulfport Open. 1947: lost to Lew Worsham, U.S. Open. 1948: lost to Lloyd Mangrum, World's Championship of Golf. 1949: defeated Lloyd Mangrum, Greater Greensboro Open. 1950: defeated Ben Hogan, Los Angeles Open; lost to Jim Ferrier, St. Paul Open. 1952: lost to Doug Ford, Jacksonville Open. 1953: lost to Earl Stewart, Greensboro Open. 1954: defeated Ben Hogan, Masters Tournament. 1955: defeated Tommy Bolt, Miami Open. 1956: defeated Fred Wampler, Greater Greensboro Open. 1958: defeated Gary Player, Julius Boros, John McMullin, Dallas Open; lost to George Bayer, Havana International.
- SNEED, Ed--** (3-1) 1973: defeated John Schlee, Kaiser International. 1977: defeated Lon Hinkle, Tallahassee Open. 1979: lost to Fuzzy Zoeller, Masters Tournament. 1982: defeated Bob Shearer, Michelob-Houston Open.
- SOUCHAK, Mike--** (0-3) 1955: lost to Shelley Mayfield, Thunderbird Invitational. 1957: lost to Jimmy Demaret, Thunderbird Invitational. 1963: lost to Dave Hill, Hot Springs Open.
- STADLER, Craig--** (3-2) 1982: defeated Dan Pohl, Masters Tournament; defeated Raymond Floyd, World Series of Golf. 1985: lost to Lanny Wadkins, Bob Hope Desert Classic. 1987: lost to Corey Pavin, Hawaiian Open. 1991: defeated Russ Cochran, THE TOUR Championship.
- STANKOWSKI, Paul--** (2-0) 1996: defeated Brandel Chamblee, BellSouth Classic. 1997: defeated Jim Furyk, Mike Reid, United Airlines Hawaiian Open.
- STEELSMITH, Jerry--** (0-2) 1962: lost to Dave Marr, Azalea Open. 1964: lost to Billy Casper, Almaden Open.
- STEWART, Earl Jr.--** (1-2) 1953: lost to Cary Middlecoff, Houston Open; defeated Sam Snead, Doug Ford, Art Wall, Greensboro Open. 1954: lost to Tommy Bolt, Insurance City Open.
- STEWART, Payne--** (3-6) 1984: lost to Peter Jacobsen, Colonial National Invitation. 1985: lost to Bob Eastwood, Byron Nelson Classic. 1986: lost to Dan Pohl, Colonial National Invitation. 1988: lost to Phil Blackmar, Provident Classic. 1989: lost to Tom Kite, Nabisco Championships. 1990: defeated Steve Jones, Larry Mize, MCI Heritage Classic. 1991: defeated Scott Simpson, U.S. Open. 1995: defeated Scott Hoch, Shell Houston Open. 1999: lost to Glen Day, MCI Classic.
- STILL, Ken--** (1-0) 1970: defeated Lee Trevino, Bert Yancey, Kaiser International.
- STOCKTON, Dave--** (0-1) 1977: lost to Jerry Pate, Phoenix Open.
- STONEHOUSE, Ralph--** (1-0) 1934: defeated Willie Dow, Miami Open.
- STRANAHAN, Frank--** (0-1) 1949: lost to Bobby Locke, Cavalier Specialist Tournament.
- STRANGE, Curtis--** (6-3) 1980: defeated Lee Trevino, Michelob Houston Open. 1981: lost to Raymond Floyd, Tournament Players Championship. 1983: lost to Gil Morgan, Joe Garagiola-Tucson Open. 1985: defeated Peter Jacobsen, Honda Classic. 1986: defeated Calvin Peete, Houston Open. 1988: defeated Greg Norman, Independent Insurance Agent Open; defeated Nick Faldo, U.S. Open; defeated Tom Kite, Nabisco Championships. 1991: lost to Rocco Mediate, Doral-Ryder Open.
- STRECK, Ron--** (0-1) 1985: lost to Woody Blackburn, Isuzu-Andy Williams-San Diego Open.
- SULLIVAN, Bud--** (0-1) 1961: lost to Dave Hill, Home of the Sun Open.
- SULLIVAN, Mike--** (0-4) 1978: lost to Jack Newton, Buick-Goodwrench Open. 1981: lost to J.C. Snead, Southern Open. 1986: lost to Ray Floyd, Walt Disney World/Oldsmobile Classic. 1994: lost to Brian Henninger, Deposit Guaranty Golf Classic.
- SUTHERLAND, Kevin--** (0-1) 1997: lost to Phil Blackmar, Shell Houston Open.
- SUTTON, Hal--** (4-2) 1982: defeated Bill Britton, Walt Disney World Golf Classic. 1985: defeated David Ogrin, St. Jude Memphis Classic; defeated Mike Reid, Southwest Golf Classic. 1989: lost to Mike Donald, Anheuser-Busch Golf Classic. 1994: lost to Dicky Pride, Federal Express St. Jude Classic. 1998: defeated Vijay Singh, THE TOUR Championship.
- TEWELL, Doug--** (1-0) 1980: defeated Jerry Pate, Sea Pines Heritage Classic.

INDIVIDUAL PLAYOFF RECORDS (continued)

- THOMPSON, Barney--** (0-1) 1981: lost to John Cook, Bing Crosby National Pro-Am.
- THOMSON, Jimmy--** (0-1) 1942: lost to Ben Hogan, Los Angeles Open.
- THOMSON, Peter--** (0-1) 1956: defeated Gene Littler, Cary Middlecoff, Texas International Open.
- THORPE, Jim--** (0-1) 1985: lost to Scott Verplank, Western Open.
- TORRANCE, Sam--** (0-1) 1983: lost to Ronnie Black, Southern Open.
- TREVINO, Lee--** (5-5) 1970: defeated Bob Murphy, Tucson Open; defeated Bob Menne, National Airlines Open; lost to Ken Still, Kaiser International. 1971: defeated Jack Nicklaus, U.S. Open; lost to Tom Weiskopf, Kemper Open; defeated Art Wall, Canadian Open. 1972: defeated Lee Elder, Greater Hartford Open. 1978: lost to Andy Bean, Danny Thomas-Memphis Classic; lost to Lee Elder, Greater Milwaukee Open. 1980: lost to Curtis Strange, Michelob Houston Open.
- TROMBLEY, Bill--** (0-1) 1956: lost to Art Wall, Ft. Wayne Open.
- TRYBA, Ted--** (0-1) 1999: lost to Duffy Waldorf, Westin Texas Open.
- TWAY, Bob--** (3-3) 1986: defeated Bernhard Langer, Shearson Lehman Brothers-Andy Williams Open. 1988: lost to Steve Jones, AT&T Pebble Beach National Pro-Am; lost to David Frost, Southern Open. 1989: lost to Scott Simpson, BellSouth Atlanta Golf Classic. 1990: defeated John Cook, Las Vegas Invitational. 1995: defeated Nolan Henke, David Frost, MCI Classic.
- TWITTY, Howard--** (1-0) 1980: defeated Jim Simons, Sammy Davis, Jr.-Greater Hartford Open.
- TURNESA, Jim--** (0-1) 1952: lost to Jimmy Clark, Ft. Wayne Open.
- TURNESA, Joe--** (2-1) 1927: defeated Gene Sarazen, Ridgewood CC Open. 1929: defeated Massie Miller, Lannin Memorial Tournament. 1931: lost to Wiffy Cox, North & South Open.
- ULOZAS, Tom--** (0-1) 1972: lost to Bert Yancey, American Golf Classic.
- UNDERWOOD, Hal--** (0-1) 1971: lost to Gary Player, Greater Jacksonville Open.
- VAN de VELDE, JEAN--** (0-1) 1999: lost to Paul Lawrie, British Open.
- VALENTINE, Tommy--** (0-1) 1981: lost to Tom Watson, Atlanta Classic.
- VARDON, Harry--** (0-1) 1913: lost to Francis Ouimet, U.S. Open.
- VENTURI, Ken--** (0-3) 1957: lost to Jimmy Demaret, Thunderbird Invitational. 1958: lost to Billy Casper, Greater New Orleans Open. 1961: lost to Jay Hebert, Houston Classic.
- VERPLANK, Scott--** (1-1) 1985: defeated Jim Thorpe, Western Open. 1998: lost to Trevor Dodds, Greater Greensboro Chrysler Classic.
- VON ELM, George--** (0-2) 1931: lost to John Golden, Agua Caliente Open. 1931: lost to Billy Burke, U.S. Open.
- WADKINS, Bobby--** (0-2) 1979: lost to Lou Graham, IVB-Philadelphia Classic. 1985: lost to Bernhard Langer, Sea Pines Heritage Classic.
- WADKINS, Lanny--** (3-3) 1972: lost to Homero Blancas, Phoenix Open. 1973: defeated Dan Sikes, Byron Nelson Golf Classic. 1977: defeated Gene Littler, PGA Championship. 1983: lost to Gil Morgan, Joe Garagiola-Tucson Open. 1985: defeated Craig Stadler, Bob Hope Desert Classic. 1987: lost to Larry Nelson, PGA Championship.
- WAITE, Grant--** (0-1) 1997: lost to David Duval, Michelob Championship at Kingsmill.
- WALDORF, Duffy--** (2-1) 1997: lost to David Duval, Michelob Championship at Kingsmill. 1999: defeated Dennis Paulson, Buick Classic; defeated Ted Tryba, Westin Texas Open.
- WALL, Art Jr.--** (5-5) 1953: lost to Earl Stewart, Greensboro Open; defeated Cary Middlecoff, Ft. Wayne Open. 1956: defeated Bill Trombley, Gardner Dickinson, Jr., Ft. Wayne Open. 1958: defeated Dow Finsterwald, Rubber City Open; defeated Jack Burke, Jr., Bob Rosburg, Eastern Open. 1959: defeated Dow Finsterwald, Buick Open. 1960: lost to Stan Leonard, Western Open. 1962: lost to Bob Goalby, Insurance City Open. 1967: lost to Billy Casper, Canadian Open. 1971: lost to Lee Trevino, Canadian Open.
- WAMPLER, Fred--** (0-1) 1956: lost to Sam Snead, Greater Greensboro Open.
- WATSON, Denis--** (0-1) 1982: lost to Tom Kite, Bay Hill Classic.
- WATSON, Tom--** (8-4) 1978: defeated Ben Crenshaw, Bing Crosby National Pro-Am; lost to John Mahaffey, PGA Championship. 1979: lost to Fuzzy Zoeller, Masters Tournament; defeated Bill Rogers, Byron Nelson Classic; defeated Johnny Miller, Colgate Hall of Fame Classic. 1980: defeated D.A. Weibring, Andy Williams-San Diego Open. 1981: lost to Bruce Lietzke, Byron Nelson Classic; defeated Tommy Valentine, Atlanta Classic. 1982: defeated Johnny Miller, Glen Campbell Los Angeles Open; defeated Frank Conner, Sea Pines Heritage Classic. 1984: defeated Greg Norman, Western Open. 1988: lost to Mike Reid, NEC World Series of Golf.
- WATTS, Brian--** (0-1) 1998: lost to Mark O'Meara, British Open.
- WEAVER, DeWitt--** (1-0) 1972: defeated Chuck Courtney, Southern Open.
- WEIBRING, D.A.--** (0-2) 1980: lost to Tom Watson, Andy Williams-San Diego Open. 1991: lost to Andrew Magee, Las Vegas Invitational.
- WEISKOPF, Tom--** (2-3) 1966: lost to Doug Sanders, Greater Greensboro Open. 1969: lost to Gene Littler, Greater Greensboro Open. 1971: defeated Dale Douglass, Gary Player, Lee Trevino, Kemper Open. 1975: defeated Jack Nicklaus, Canadian Open. 1979: lost to Ed Fiori, Southern Open.
- WHITE, Buck--** (0-1) 1943: lost to Harold McSpaden, All American Open.
- WHITT, Don--** (1-1) 1957: lost to Dow Finsterwald, Tucson Open. 1959: defeated Gary Player, Al Balding, Memphis Open.

INDIVIDUAL PLAYOFF RECORDS (continued)

- WIEBE, Mark--** (1-2) 1985: defeated John Mahaffey, Anheuser-Busch Golf Classic. 1938: lost to Tom Sieckmann, Anheuser-Busch Golf Classic. 1993: lost to Vijay Singh, Buick Classic.
- WIECHERS, Jim--** (0-1) 1969: lost to Bob Goalby, Robinson Open.
- WININGER, Bo--** (1-1) 1955: defeated Jimmy Clark, Billy Maxwell, Baton Rouge Open. 1960: lost to Johnny Pott, Dallas Open.
- WOOD, Craig--** (0-4) 1932: lost to John Golden, North & South Open. 1934: lost to Paul Runyan, PGA Championship. 1935: lost to Gene Sarazen, Augusta National Invitational. 1939: lost to Byron Nelson, U.S. Open.
- WOOD, Willie--** (0-1) 1990: lost to Joey Sindelar, Hardee's Golf Classic.
- WOODS, Tiger--** (3-1) 1996: defeated Davis Love III, Las Vegas Invitational. 1997: defeated Tom Lehman, Mercedes Championships. 1998: lost to Billy Mayfair, Nissan Open. 1999: defeated Miguel Angel Jimenez, World Golf Championships-American Express Championship.
- WOOSNAM, Ian--** (1-0) 1991: defeated Jim Hallet, USF&G Classic.
- WORSHAM, Lew--** (1-2) 1946: lost to Herman Barron, Philadelphia Inquirer Open. 1947: lost to Clayton Heafner, Jacksonville Open. 1947: defeated Sam Snead, U.S. Open.
- WRENN, Robert--** (0-1) 1989: lost to Scott Hoch, Las Vegas Invitational.
- WYSONG, Dudley--** (1-1) 1965: lost to Babe Hiskey, Cajun Classic. 1967: defeated Billy Casper, Hawaiian Open.
- YANCEY, Bert--** (2-2) 1969: defeated Bruce Devlin, Atlanta Classic. 1970: lost to Ken Still, Kaiser International. 1971: lost to Labron Harris, Jr., Robinson Open. 1972: defeated Tom Ulozas, American Golf Classic.
- ZARLEY, Kermit--** (0-1) 1976: lost to Hale Irwin, Florida Citrus Open.
- ZIEGLER, Larry--** (1-1) 1969: defeated Homero Blancas, Michigan Golf Classic. 1972: lost to Lou Graham, Liggett and Myers Open.
- ZIMMERMAN, Al--** (1-0) 1938: defeated Tee Branca, Charles Sheppard, Utah Open.
- ZOELLER, Fuzzy--** (2-2) 1979: defeated Ed Sneed, Tom Watson, Masters Tournament. 1983: lost to Jim Colbert, Colonial National Invitational. 1984: defeated Greg Norman, U.S. Open. 1994: lost to Mark McCumber, THE TOUR Championship.

PGA TOUR FACTS AND FIGURES (1970-99)

LOW 9:

1999 --	28 (8-under)	David Duval, <u>Bob Hope Chrysler Classic</u>
	28 (6-under)	Paul Goydos, <u>GTE Byron Nelson Classic</u>
1998 --	28 (8-under)	David Duval, <u>Tucson Chrysler Classic</u>
	28 (8-under)	Loren Roberts, <u>Greater Milwaukee Open</u>
	28 (7-under)	Vijay Singh, <u>Canon Greater Hartford Open</u>
1997 --	28 (8-under)	David Duval, <u>AT&T Pebble Beach National Pro-Am</u>
1996 --	28 (8-under)	Jeff Julian, <u>Buick Invitational</u> ; Nolan Henke, <u>Walt Disney World/Oldsmobile Golf Classic</u>
	28 (6-under)	Gil Morgan, <u>GTE Byron Nelson Classic</u>
1995 --	28 (7-under)	Brad Faxon, <u>PGA Championship</u>
	29 (7-under)	Jim Gallagher, Jr., Mark Brooks, Kenny Perry, <u>Bob Hope Chrysler Classic</u> ; Jay Delsing, <u>FedEx St. Jude Classic</u> ; Dave Stockton, Jr., Brad Bryant, <u>Walt Disney World/Oldsmobile Golf Classic</u>
	29 (6-under)	Mike Brisky, Fuzzy Zoeller, <u>Canon Greater Hartford Open</u>
	30 (7-under)	Hal Sutton, <u>B.C. Open</u>
1994 --	29 (7-under)	Davis Love III, <u>Hawaiian</u> ; Lennie Clements, <u>Bob Hope</u> ; Ronnie Black, <u>Buick Invitational</u> ; Larry Nelson, <u>Doral-Ryder</u> ; Dennis Paulson, <u>Freeport-McMoRan</u> ; Brian Henninger, <u>New England</u>
	29 (6-under)	Steve Lamontagne, <u>Honda</u> ; Guy Boros, <u>Southwestern Bell Colonial</u>
	29 (5-under)	Glen Day, <u>B.C. Open</u>
1993 --	28 (7-under)	Keith Clearwater, Wayne Levi, <u>Southwestern Bell Colonial</u>
	29 (7-under)	Fuzzy Zoeller, Tom Kite, <u>Bob Hope</u> ; Greg Norman, <u>Buick Open</u> ; Dan Halldorson, <u>Milwaukee</u>
1992 --	29 (7-under)	Gil Morgan, Neal Lancaster, <u>Bob Hope</u> ; Greg Norman, <u>Buick Open</u> ; Mark Calcavecchia, <u>Masters</u> ; Jim McGovern, <u>Federal Express</u> ; John Cook, <u>Las Vegas</u>
	29 (6-under)	Dillard Pruitt, <u>Phoenix</u> ; Robin Freeman, <u>Byron Nelson</u> ; David Frost, <u>Hardee's</u> ; Donnie Hammond, David Edwards, <u>Texas</u>
1991 --	28 (7-under)	Andrew Magee, <u>Los Angeles</u>
	28 (6-under)	Emlyn Aubrey, <u>Chattanooga</u>
1990 --	28 (7-under)	Kenny Knox, <u>Chattanooga</u>
	29 (7-under)	Tom Kite, <u>Bob Hope</u>
	29 (6-under)	David Frost, <u>Tucson</u> ; Mike Hulbert, <u>Colonial</u> ; Kirk Triplett, <u>Buick Classic</u> ; Howard Twitty, <u>David Peoples, Southern</u> ; Steve Jones, Billy Ray Brown, John Dowdall, <u>Texas</u>
	29 (5-under)	Chris Perry, Brad Fabel, <u>Canon GHO</u>
1989 --	28 (8-under)	Steve Pate, <u>Bob Hope</u> ; Webb Heintzelman, <u>Las Vegas</u>
1988 --	28 (7-under)	Mike Sullivan, <u>Texas</u>
	29 (7-under)	Sandy Lyle, <u>Pebble Beach</u> ; Dave Eichelberger, <u>Hawaiian</u> ; Gil Morgan, <u>Andy Williams</u> ; Ken Green, <u>Milwaukee</u> ; Mike Donald, <u>Walt Disney</u> ; Mark Wiebe, Ken Green, <u>Tucson</u>
1987 --	29 (7-under)	Dewey Arnette, Trevor Dodds, <u>Buick</u>
	30 (7-under)	Joey Sindelar, <u>B.C. Open</u>
	29 (6-under)	Payne Stewart, <u>Phoenix</u> ; David Frost, <u>Andy Williams</u> ; Wayne Levi, <u>Hartford</u> ; Curtis Strange, <u>Anheuser-Busch</u> ; Dave Rummells, Dave Stockton, <u>Hardee's</u> ; Robert Thompson, <u>Provident</u>
1986 --	29 (7-under)	Hubert Green, <u>Doral</u> ; Mike Sullivan, <u>Houston</u> ; Charles Bolling, <u>Las Vegas</u>
	29 (6-under)	Willie Wood, <u>Westchester</u> ; Mike Smith, <u>Hardee's</u> ; Mike Donald, <u>Southern</u>
1985 --	29 (7-under)	Jim Thorpe, <u>Milwaukee</u>
	29 (6-under)	John Mahaffey, <u>Bob Hope</u> ; Larry Mize, <u>Los Angeles</u> ; Tom Watson, <u>Colonial</u> ; Roger Maltbie, <u>Westchester</u> ; Brad Fabel, <u>Quad Cities</u> ; Mike Gove, <u>Texas</u> ; Ken Brown, <u>Pensacola</u>
1984 --	29 (6-under)	George Burns, <u>Colonial</u> ; Mike McCullough, <u>Canadian</u> ; Mark O'Meara, <u>Hartford</u>
	30 (6-under)	Gibby Gilbert, <u>Bob Hope</u> ; Willie Wood, <u>Phoenix</u> ; Greg Norman, <u>Bay Hill</u> ; David Graham, <u>T of C</u> ; Payne Stewart, <u>Memorial</u> ; Tom Kite, <u>Westchester</u> ; Tommy Valentine, Mike Donald, <u>Atlanta</u> ; Gary Player, <u>PGA</u> ; Rod Nuckolls, Steve Brady, Denis Watson, <u>Buick</u> ; Lon Hinkle, Scott Simpson, <u>Las Vegas</u> ; George Archer, <u>Bank of Boston</u> ; Mark Lye, Larry Rinker, <u>Walt Disney</u>
1983 --	28 (7-under)	Jeff Sluman, <u>Quad Cities</u>
	28 (6-under)	Mark O'Meara, <u>B.C. Open</u>
	29 (7-under)	Hubert Green, <u>Bob Hope</u> ; Craig Stadler, <u>Buick</u>
	29 (6-under)	Jon Chaffee, Rick Pearson, <u>Quad Cities</u> ; Gibby Gilbert, <u>PGA</u> ; Lanny Wadkins, <u>Anheuser-Busch</u> ; George Cadle, Jim Colbert, <u>Texas</u> ; Gary Hallberg, <u>Pensacola</u>
1982 --	29 (7-under)	George Burns, <u>Hartford</u>
	29 (6-under)	Scott Hoch, <u>Houston</u> ; Gary Koch, Bob Eastwood, Allen Miller, <u>Quad Cities</u> ; Fred Couples, <u>PGA</u> ; Isao Aoki, <u>Hartford</u>
1981 --	29 (6-under)	Mike Holland, <u>Anheuser-Busch</u> ; Fuzzy Zoeller, <u>Hartford</u> ; Bob Gilder, <u>Southern</u>
1980 --	29 (7-under)	Bob Murphy, <u>Tallahassee</u> ; Curtis Strange, <u>Houston</u> ; John Fought, <u>Buick</u>
	29 (6-under)	Gary Koch, <u>Byron Nelson</u>
1979 --	29 (7-under)	Kermit Zarley, <u>Doral-Eastern</u> ; Andy Bean, <u>Atlanta</u>
	29 (6-under)	Pat McGowan, <u>Phoenix</u> ; Brad Bryant, <u>Quad Cities</u> ; Allen Miller, <u>Hartford</u>
1978 --	29 (7-under)	Gary Koch, <u>Houston</u>
	29 (6-under)	Rod Funseth, <u>Hartford</u> ; Ron Streck, <u>Texas</u>
	29 (5-under)	Rod Curl, <u>B.C. Open</u>
1977 --	29 (7-under)	Graham Marsh, <u>T of C</u> ; Bobby Wadkins, <u>Memorial</u> ; Al Geiberger, <u>Memphis</u> ; Lanny Wadkins, <u>Milwaukee</u> ; Rik Massengale, <u>Pleasant Valley</u> ; Florentino Molina, <u>Hartford</u> ; Leonard Thompson, <u>Hall of Fame</u>
	29 (6-under)	Fred Marti, <u>Pleasant Valley</u> ; Rod Curl, <u>IVB</u> ; Bruce Lietzke, <u>Hartford</u> ; Tom Weiskopf, <u>World Series</u>

PGA TOUR FACTS AND FIGURES (1970-99) ...continued

LOW 9 (cont'd.):

1976 --	28 (8-under)	Jim Colbert, <u>Bob Hope</u> ; Fuzzy Zoeller, <u>Quad Cities</u>
1975 --	27 (7-under)	Andy North, <u>B.C. Open</u>
	28 (7-under)	Bruce Crampton, <u>Sahara</u>
	29 (7-under)	Hale Irwin, <u>Phoenix</u> ; Tom Weiskopf, <u>Westchester</u>
	29 (6-under)	Jim Simons, <u>Hartford</u>
1974 --	29 (7-under)	Tom Kite, <u>Doral-Eastern</u> ; Dan Sikes, <u>New Orleans</u> ; Tom Watson, <u>Hartford</u>
	29 (6-under)	Raymond Floyd, <u>American Classic</u>
1973 --	28 (7-under)	Bert Yancey, <u>American Classic</u>
1972 --	29 (7-under)	Babe Hickey, <u>Inverrary</u> ; Bert Yancey, <u>Walt Disney</u>
	29 (7-under)	Dwight Nevil, <u>Southern</u> ; Cesar Sanudo, <u>Sahara</u>
1971 --	28 (7-under)	Jim Jamieson, <u>Robinson</u>
1970 --	29 (6-under)	Dave Hill, <u>Cleveland</u> ; George Knudson, <u>Robinson</u> ; Wilf Homenuik, <u>Azalea</u>
	29 (5-under)	Lou Graham, <u>Memphis</u>

LOW 18:

1999 --	59 (13-under)	David Duval, <u>Bob Hope Chrysler Classic</u>
1998 --	62 (10-under)	Bruce Lietzke, <u>Bob Hope Chrysler Classic</u> ; Davis Love III, <u>Buick Invitational</u> ; David Duval, <u>Tucson Chrysler Classic</u>
	62 (9-under)	Loren Roberts, Nolan Henke, <u>Greater Milwaukee Open</u>
	62 (8-under)	Scott Gump, Vijay Singh, <u>Canon Greater Hartford Open</u> ; John Cook, <u>NEC World Series of Golf</u>
1997 --	60 (12-under)	Steve Lowery, <u>Buick Challenge</u>
1996 --	60 (11-under)	Grant Waite, <u>Phoenix Open</u>
	61 (11-under)	John Huston, <u>Memorial Tournament</u> ; Keith Clearwater, <u>Deposit Guaranty Golf Classic</u>
1995 --	61 (10-under)	Hal Sutton, <u>B.C. Open</u>
	61 (9-under)	Ernie Els, <u>GTE Byron Nelson Classic</u>
	62 (10-under)	Jim Furyk, <u>Buick Open</u> ; Carl Paulson, <u>Walt Disney World/Oldsmobile Golf Classic</u>
	62 (9-under)	Kenny Perry, <u>Nissan Open</u>
1994 --	60 (12-under)	Davis Love III, <u>Hawaiian</u>
1993 --	61 (10-under)	Jay Delsing, <u>Federal Express</u>
	61 (9-under)	Billy Mayfair, <u>Byron Nelson</u> ; Keith Clearwater, Lee Janzen, <u>Colonial</u>
1992 --	62 (10-under)	David Love III, <u>Kmart GGO</u> ; Fred Funk, <u>Houston</u> ; John Cook, <u>Las Vegas</u> ; Lee Janzen, John Huston, <u>Walt Disney</u>
	62 (8-under)	David Frost, <u>Hardee's</u> ; Nick Price, <u>Texas</u>
1991 --	59 (13-under)	Chip Beck, <u>Las Vegas</u>
1990 --	60 (12-under)	David Frost, <u>Tucson</u>
1989 --	61 (11-under)	Jim Carter, <u>Centel</u> ; Bob Tway, <u>Walt Disney</u>
1988 --	61 (11-under)	Ken Green, <u>Milwaukee</u> ; Mark Wiebe, <u>Tucson</u>
	61 (9-under)	Dave Barr, <u>Southern</u>
1987 --	61 (11-under)	David Edwards, <u>Bob Hope</u>
	61 (9-under)	Mike Smith, <u>Hardee's</u>
1986 --	61 (10-under)	Don Pooley, <u>Phoenix</u>
	61 (9-under)	Rod Curl, <u>Southern</u>
	62 (10-under)	George Burns, <u>Las Vegas</u> ; Greg Norman, <u>Canadian</u>
1985 --	62 (10-under)	Jim Thorpe, <u>Milwaukee</u>
	62 (9-under)	Larry Mize, <u>Los Angeles</u> ; Jay Delsing, <u>B.C. Open</u>
	62 (8-under)	Bill Glasson, <u>Las Vegas</u> ; Ron Streck, <u>Quad Cities</u>
1984 --	61 (11-under)	Mark Lye, <u>Walt Disney</u>
1983 --	61 (10-under)	George Archer, <u>Los Angeles</u>
	62 (10-under)	John Fought, <u>Bob Hope</u> ; Tom Kite, <u>Bing Crosby</u>
	62 (9-under)	Andy Bean, <u>Canadian</u> ; Curtis Strange, <u>Hartford</u>
	62 (8-under)	Jon Chaffee, <u>Quad Cities</u> ; Craig Stadler, Jim Colbert, <u>Texas</u>
1982 --	61 (10-under)	Dana Quigley, <u>Hartford</u>
	61 (9-under)	Hale Irwin, <u>Southern</u>
	62 (10-under)	Larry Rinker, <u>Tallahassee</u>
1981 --	62 (10-under)	Nick Faldo, Hale Irwin, <u>Hawaiian</u>
	62 (9-under)	Andy Bean, <u>Bay Hill</u> ; Ron Streck, <u>Houston</u> ; Leonard Thompson, <u>Canadian</u> ; Mark O'Meara, <u>Hartford</u>
1980 --	62 (9-under)	Jim Simons, <u>Hartford</u>
	62 (8-under)	George Burns, <u>Texas</u>
	63 (9-under)	Andy Bean, <u>Hawaiian</u> ; Bob Shearer, <u>Atlanta</u> ; Bob Mann, <u>Pensacola</u>
1979 --	61 (11-under)	Jerry McGee, <u>Kemper</u> ; Andy Bean, <u>Atlanta</u>
	61 (10-under)	Ben Crenshaw, <u>Phoenix</u>
1978 --	62 (10-under)	Dave Eichelberger, <u>Atlanta</u>
	62 (9-under)	Joe Inman, <u>Hartford</u>
	62 (8-under)	Hubert Green, Ron Streck, <u>San Antonio</u>
1977 --	59 (13-under)	Al Geiberger, <u>Memphis</u>
1976 --	62 (10-under)	Gary Player, <u>Florida Citrus</u>
1975 --	61 (11-under)	Johnny Miller, <u>Tucson</u>
	61 (10-under)	Johnny Miller, <u>Phoenix</u>
1974 --	61 (11-under)	Bert Yancey, <u>Bob Hope</u>
1973 --	62 (9-under)	Jack Nicklaus, <u>Ohio Kings Island</u> ; Gibby Gilbert, Tom Watson, <u>World Open</u>
	62 (8-under)	J.C. Snead, <u>Phoenix</u>
	63 (9-under)	Dave Stockton, <u>Milwaukee</u> ; Hubert Green, <u>Disney</u>
	63 (8-under)	Johnny Miller, <u>U.S. Open</u> ; Hubert Green (twice), <u>Hartford</u> ; John Schroeder, <u>Quad Cities</u>
	63 (7-under)	Dick Rhyan, <u>Southern</u>

PGA TOUR FACTS AND FIGURES (1970-99) ...continued

LOW 18 (cont'd.):

1972 --	61 (10-under)	Homero Blancas, <u>Phoenix</u>
1971 --	62 (9-under)	Billy Casper, <u>Phoenix</u> ; Charles Coody, <u>Cleveland</u>
	62 (8-under)	Larry Ziegler, Dave Eichelberger, <u>Memphis</u> ; Bobby Mitchell, <u>Southern</u>
1970 --	61 (10-under)	Johnny Miller, <u>Phoenix</u>

LOW FIRST 18:

1999 --	61 (11-under)	Craig Barlow, <u>Las Vegas Invitational</u>
	61 (9-under)	Tiger Woods, <u>GTE Byron Nelson Classic</u>
	62 (9-under)	Ben Bates, <u>Greater Milwaukee Open</u>
1998 --	62 (10-under)	Davis Love III, <u>Buick Invitational</u>
	62 (9-under)	Loren Roberts, <u>Greater Milwaukee Open</u>
1997 --	62 (10-under)	Steve Jones, <u>Phoenix Open</u> ; Brian Claar, Mike Reid, <u>United Airlines Hawaiian Open</u> ; Sonny Skinner, <u>Buick Open</u>
1996 --	62 (10-under)	Tim Herron, <u>Honda Classic</u>
	62 (9-under)	Nolan Henke, <u>Greater Milwaukee Open</u> ; <u>Openauke Open</u>
1995 --	62 (10-under)	Carl Paulson, <u>Walt Disney World/Oldsmobile Golf Classic</u>
	62 (9-under)	Glen Day, Mike Standly, <u>FedEx St. Jude Classic</u>
1994 --	61 (10-under)	Bob Lohr, <u>Anheuser-Busch</u>
1993 --	62 (9-under)	Mike Smith, <u>Texas</u>
	63 (9-under)	Howard Twitty, <u>Hawaiian</u> ; Billy Andrade, <u>Northern Telecom</u>
	63 (8-under)	Jim Gallagher, Jr., <u>TOUR Championship</u>
	63 (7-under)	Jeff Woodland, <u>Hardee's</u>
1992 --	62 (10-under)	Lee Janzen, <u>Walt Disney</u>
	62 (8-under)	David Frost, <u>Hardee's</u>
1991 --	61 (11-under)	Robert Gamez, <u>Milwaukee</u>
	61 (9-under)	Marco Dawson, <u>Chattanooga</u>
1990 --	61 (9-under)	Jose Maria Olazabal, <u>World Series</u>
	62 (10-under)	Pat McGowan, <u>Tucson</u>
	62 (9-under)	Larry Silveira, <u>Federal Express</u>
	62 (8-under)	Howard Twitty, <u>Southern</u>
1989 --	61 (11-under)	Bob Tway, <u>Walt Disney</u>
1988 --	62 (10-under)	Bob Lohr, <u>Walt Disney</u>
1987 --	61 (11-under)	David Edwards, <u>Bob Hope</u>
1986 --	62 (8-under)	Ernie Gonzalez, <u>Deposit Guaranty</u>
	63 (9-under)	George Burns, <u>Hawaiian</u>
	63 (8-under)	Hubert Green, <u>Phoenix</u>
	63 (7-under)	Bob Lohr, <u>Hardee's</u>
1985 --	62 (8-under)	Bill Glasson, <u>Las Vegas</u>
	63 (9-under)	Fred Couples, <u>Honda</u> ; John Mahaffey, <u>USF&G</u>
	63 (8-under)	Lanny Wadkins, <u>Los Angeles</u> ; Mac O'Grady, <u>Byron Nelson</u> ; John Cook, <u>Pensacola</u>
1984 --	62 (9-under)	Lon Hinkle, <u>Las Vegas</u>
1983 --	62 (8-under)	Craig Stadler, <u>Texas</u>
	63 (9-under)	Craig Stadler, <u>Bob Hope</u> ; Fuzzy Zoeller, <u>Las Vegas</u>
	63 (8-under)	Mark O'Meara, <u>B.C. Open</u> ; Mark Lye, <u>Pensacola</u>
	63 (7-under)	Tom Byrum, <u>Quad Cities</u>
1982 --	62 (10-under)	Larry Rinker, <u>Tallahassee</u>
1981 --	63 (8-under)	Lon Nielsen, <u>Hartford</u>
	63 (7-under)	Dan Halldorson, <u>Tucson</u> ; Craig Stadler, <u>Texas</u>
	64 (8-under)	Skip Dunaway, <u>USF&G</u>
	64 (7-under)	Tom Watson, <u>Bay Hill</u> ; Calvin Peete, <u>B.C. Open</u>
1980 --	62 (9-under)	Jim Simons, <u>Hartford</u>
	63 (9-under)	Bob Shearer, <u>Atlanta</u>
	63 (7-under)	Bruce Lietzke, <u>Colonial</u> ; Jack Nicklaus, Tom Weiskopf, <u>U.S. Open</u> ; Scott Hoch, <u>Quad Cities</u>
1979 --	61 (11-under)	Jerry McGee, <u>Greensboro</u>
1978 --	62 (10-under)	Dave Eichelberger, <u>Atlanta</u>
	62 (8-under)	Hubert Green, <u>Texas</u>
1977 --	63 (8-under)	J.C. Snead, <u>Hall of Fame</u>
	63 (7-under)	Charles Coody, <u>Texas</u>
	64 (8-under)	Rik Massengale, <u>Bob Hope</u> ; George Burns, <u>Buick</u>
	64 (7-under)	Fred Marti, <u>Pleasant Valley</u> ; Lee Elder, <u>Hartford</u>
	64 (6-under)	Jerry Pate, <u>Southern</u>
1976 --	63 (9-under)	Johnny Miller, <u>Kaiser International</u>
	63 (8-under)	Fuzzy Zoeller, <u>Quad Cities</u> ; David Graham, Carlton White, <u>Westchester</u> ; Buddy Allin, <u>B.C. Open</u>
	64 (8-under)	Rod Curl, <u>Hawaiian</u> ; Ken Still, <u>Milwaukee</u>
1975 --	63 (8-under)	Andy North, <u>B.C. Open</u> ; Miller Barber, <u>Sahara</u>
	64 (8-under)	Johnny Miller, <u>Bob Hope</u> ; Bob Stanton, <u>Inverrary</u>
	64 (7-under)	Tom Weiskopf, <u>Greensboro</u> ; Andy North, <u>Pensacola</u> ; Dennis Meyer, <u>Hartford</u>
1974 --	62 (10-under)	Johnny Miller, <u>Tucson</u>
1973 --	62 (9-under)	Gibby Gilbert, <u>World Open</u>
	62 (8-under)	J.C. Snead, <u>Phoenix</u>
	63 (8-under)	Hubert Green, <u>Hartford</u>
	64 (8-under)	Jack Nicklaus, <u>Bob Hope</u> ; Gibby Gilbert, Chi Chi Rodriguez, <u>Florida Citrus</u> ; Lee Trevino, <u>Doral-Eastern</u> ; Tom Weiskopf, <u>Westchester</u>

PGA TOUR FACTS AND FIGURES (1970-99) ...continued

LOW FIRST 18 (cont'd.):

1972 --	63 (8-under)	Bert Yancey, <u>Hartford</u>
	64 (8-under)	DeWitt Weaver, <u>Westchester</u>
	64 (7-under)	Dave Hill, <u>Monsanto</u>
	64 (6-under)	Deane Beman, <u>St. Louis</u>
1971 --	63 (9-under)	Joel Goldstrand, <u>Hartford</u>
1970 --	63 (7-under)	Dave Hill, <u>Memphis</u>
	64 (8-under)	Arnold Palmer, <u>Florida Citrus</u> ; Bob Menne, <u>National Airlines</u>
	64 (7-under)	Bert Greene, <u>Phoenix</u> ; Arnold Palmer, Tommy Aaron, <u>Greensboro</u> ; Tommy Aaron, <u>Sahara</u>

LOW FIRST 36:

1999 --	126 (16-under)	David Frost, <u>FedEx St. Jude Classic</u>
1998 --	128 (16-under)	John Huston (63-65), <u>United Airlines Hawaiian Open</u> ; David Duval (66-62), <u>Tucson Chrysler Classic</u>
1997 --	126 (16-under)	Steve Jones (62-64), <u>Phoenix Open</u>
1996 --	126 (16-under)	John Cook (64-62), <u>FedEx St. Jude Classic</u>
	126 (17-under)	Rick Fehr (64-62), <u>Las Vegas Invitational</u> (Las Vegas Hilton CC- TPC at Summerlin)
1995 --	127 (15-under)	Jim Gallagher, Jr., <u>FedEx St. Jude Classic</u>
1994 --	127 (15-under)	Bob Estes, <u>Texas</u>
	128 (16-under)	Davis Love III, <u>Hawaiian</u> ; Scott Hoch, <u>Bob Hope</u>
1993 --	129 (15-under)	Blaine McCallister, <u>Houston</u>
	129 (11-under)	Dan Forsman, <u>Byron Nelson</u> ; Fulton Allem, <u>Colonial</u>
1992 --	128 (14-under)	Roger Maltbie, <u>Texas</u>
	130 (10-under)	David Frost, <u>Hardee's</u>
	130 (12-under)	Davis Love III, <u>Los Angeles</u> ; Dan Forsman, <u>Federal Express</u>
	131 (13-under)	Tom Watson, Brad Faxon, Mike Springer, <u>Buick Invitational</u>
1991 --	127 (17-under)	Robert Gamez, <u>Milwaukee</u>
	127 (13-under)	Lennie Clements, <u>Chattanooga</u>
1990 --	128 (16-under)	Tim Simpson, <u>Walt Disney</u>
	128 (12-under)	Jose Maria Olazabal, <u>World Series</u> ; Peter Persons, <u>Chattanooga</u> ; Steve Jones, <u>Texas</u>
1989 --	126 (14-under)	Paul Azinger, <u>Texas</u>
	128 (16-under)	Dan Pohl, <u>Honda</u>
1988 --	127 (13-under)	Corey Pavin, <u>Texas</u>
	129 (15-under)	Jeff Sluman, <u>Greensboro</u> ; Larry Nelson, <u>Atlanta</u> ; Bob Lohr, <u>Disney</u>
1987 --	128 (16-under)	Robert Wrenn, <u>Buick</u>
	128 (14-under)	Joey Sindelar, <u>B.C. Open</u>
1986 --	128 (12-under)	Hal Sutton, <u>Phoenix</u> ; Ernie Gonzalez, <u>Pensacola</u>
1985 --	128 (12-under)	Tim Simpson, <u>Southern</u>
1984 --	130 (14-under)	Chip Beck, <u>Walt Disney</u>
	130 (11-under)	Lon Hinkle, <u>Las Vegas</u>
	130 (10-under)	Jim Colbert, <u>Texas</u>
1983 --	128 (12-under)	Jim Colbert, <u>Texas</u>
	129 (15-under)	Craig Stadler, <u>Bob Hope</u>
1982 --	127 (15-under)	Tim Norris, <u>Hartford</u>
	127 (13-under)	Bob Gilder, <u>Westchester</u>
1981 --	129 (13-under)	Lon Nielsen, <u>Hartford</u>
1980 --	129 (13-under)	Curtis Strange, <u>Houston</u>
	129 (11-under)	Scott Hoch, <u>Quad Cities</u>
	131 (13-under)	Tom Watson, <u>T of C</u>
	131 (9-under)	Mike Sullivan, <u>Southern</u>
1979 --	128 (14-under)	Ben Crenshaw, <u>Phoenix</u>
1978 --	128 (14-under)	Phil Hancock, <u>Hartford</u>
	128 (12-under)	Ben Crenshaw, <u>Texas</u>
1977 --	127 (15-under)	Hale Irwin, <u>Hall of Fame</u>
1976 --	130 (12-under)	Roger Maltbie, <u>Phoenix</u> ; Buddy Allin, <u>B.C. Open</u> ; Rik Massengale, <u>Hartford</u>
	131 (13-under)	Raymond Floyd, <u>Masters</u>
	132 (12-under)	Fuzzy Zoeller, <u>Milwaukee</u>
1975 --	128 (14-under)	Johnny Miller, <u>Phoenix</u>
	129 (15-under)	Tom Weiskopf, <u>Westchester</u>
	129 (13-under)	Jack Nicklaus, <u>Heritage</u>
1974 --	130 (12-under)	Dave Stockton, <u>Hartford</u>
	132 (12-under)	Jack Nicklaus, <u>Hawaiian</u> ; Hubert Green, <u>Memphis</u>
1973 --	129 (11-under)	J.C. Snead, <u>Phoenix</u>
	131 (13-under)	Buddy Allin, <u>Florida Citrus</u>
	131 (11-under)	Jim Wiechers, <u>Hartford</u>
	133 (11-under)	John Schlee, <u>Kaiser International</u>
1972 --	131 (13-under)	Dwight Neill, <u>Westchester</u>
	131 (9-under)	Deane Beman, <u>St. Louis</u>
1971 --	129 (13-under)	Miller Barber, Paul Harney, Gene Littler, <u>Phoenix</u>
1970 --	130 (12-under)	Bobby Mitchell, <u>Azalea</u>

PGA TOUR FACTS AND FIGURES (1970-99) ...continued

LOW FIRST 54 HOLES:

1999 --	193 (17-under)	Brian Henninger (66-63-64), <u>John Deere Classic</u>
1998 --	194 (22-under)	John Huston (63-65-66), <u>United Airlines Hawaiian Open</u>
1997 --	191 (22-under)	Steve Jones (62-64-65), <u>Phoenix Open</u>
1996 --	189 (24-under)	John Cook (64-62-63), <u>FedEx St. Jude Classic</u>
1995 --	195 (18-under)	Jim Gallagher, Jr., <u>FedEx St. Jude Classic</u>
	195 (18-under)	Fred Funk, <u>Ideon Classic</u>
	195 (15-under)	Ernie Els, <u>GTE Byron Nelson Classic</u>
	196 (20-under)	Harry Taylor, <u>Bob Hope Chrysler Classic</u>
1994 --	195 (18-under)	Bob Estes, <u>Texas</u>
	197 (19-under)	Lennie Clements, <u>Bob Hope</u> ; Greg Norman, <u>PLAYERS</u>
1993 --	195 (21-under)	Greg Norman, <u>Doral-Ryder</u>
	195 (15-under)	David Frost, <u>Hardee's</u>
1992 --	194 (16-under)	David Frost, <u>Hardee's</u>
	196 (20-under)	Ted Schulz, Mark O'Meara, <u>Walt Disney</u>
	197 (16-under)	Nick Price, <u>Texas</u>
1989 --	194 (16-under)	John Daly, <u>Chattanooga</u> ; Donnie Hammond, <u>Texas</u>
1991 --	195 (18-under)	Hal Sutton, <u>Kemper</u>
	195 (15-under)	Lance Ten Broeck, <u>Chattanooga</u>
	196 (20-under)	Chip Beck, Bruce Lietzke, <u>Las Vegas</u>
1990 --	193 (23-under)	Tim Simpson, <u>Walt Disney</u>
	193 (17-under)	Peter Persons, <u>Chattanooga</u>
	197 (19-under)	Gene Sauers, <u>Hawaiian</u>
1988 --	193 (17-under)	Blaine McCallister, <u>Hardee's</u> ; Corey Pavin, <u>Texas</u>
1987 --	195 (21-under)	Robert Wrenn, <u>Buick</u>
1986 --	196 (17-under)	Hal Sutton, <u>Phoenix</u>
	196 (14-under)	Ben Crenshaw, <u>Vantage</u>
	199 (17-under)	Calvin Peete, <u>T of C</u>
1985 --	197 (13-under)	Jodie Mudd, <u>Texas</u> ; Tim Simpson, <u>Southern</u>
	198 (18-under)	Craig Stadler, <u>Bob Hope</u> ; Mark O'Meara, <u>Hawaiian</u> ; Woody Blackburn, <u>San Diego</u>
1984 --	196 (20-under)	Larry Nelson, <u>Walt Disney</u>
1983 --	194 (16-under)	Jim Colbert, <u>Texas</u>
	198 (15-under)	Jack Renner, <u>Hartford</u>
	199 (17-under)	Craig Stadler, <u>Bob Hope</u>
1982 --	192 (18-under)	Bob Gilder, <u>Westchester</u>
	193 (20-under)	Tim Norris, <u>Hartford</u>
1981 --	196 (20-under)	Bruce Lietzke, <u>Bob Hope</u> ; Hale Irwin, <u>Hawaiian</u>
1980 --	195 (18-under)	Curtis Strange, <u>Houston</u>
	200 (19-under)	Jim Colbert, <u>Tucson</u>
1979 --	197 (16-under)	Wayne Levi, <u>Houston</u>
	197 (13-under)	Doug Tewell, <u>Texas</u>
	198 (18-under)	Hubert Green, <u>Hawaiian</u> ; Andy Bean, <u>Atlanta</u>
1978 --	198 (18-under)	Andy Bean, <u>Houston</u>
	198 (12-under)	Ben Crenshaw, <u>Texas</u>
1977 --	196 (17-under)	Bill Kratzert, <u>Hartford</u> ; Hale Irwin, <u>Hall of Fame</u>
1976 --	200 (16-under)	J.C. Snead, <u>San Diego</u>
	200 (13-under)	Roger Maltbie, <u>Phoenix</u> ; Al Geiberger, <u>Greensboro</u> ; Rik Massengale, J.C. Snead, <u>Hartford</u>
	200 (10-under)	Lee Trevino, <u>Colonial</u>
1975 --	196 (17-under)	Johnny Miller, <u>Phoenix</u>
1974 --	198 (18-under)	Terry Diehl, <u>Texas</u>
1973 --	198 (18-under)	Buddy Allin, <u>Florida Citrus</u>
1972 --	198 (12-under)	Deane Beman, <u>St. Louis</u>
	201 (15-under)	George Knudson, <u>Kaiser International</u>
1971 --	194 (19-under)	Paul Harney, <u>Phoenix</u>
1970 --	198 (15-under)	Bob Murphy, <u>Hartford</u> ; Bobby Mitchell, <u>Azalea</u>
	198 (12-under)	Homero Blancas, <u>Memphis</u>

LOW FIRST 72:

1999 --	261 (19-under)	J.L. Lewis (66-65-65-65), <u>John Deere Classic</u>
	261 (19-under)	Mike Brisky (66-62-68-65), <u>John Deere Classic</u>
1998 --	260 (28-under)	John Huston (63-65-66-66), <u>United Airlines Hawaiian Open</u> (PGA TOUR record--most strokes under par, 72-hole tournament)
1997 --	258 (26-under)	Steve Jones (62-64-65-67), <u>Phoenix Open</u>
	261 (27-under)	Mark Calcavecchia (64-67-66-64), <u>Bob Hope Chrysler Classic</u>
1996 --	258 (26-under)	John Cook, <u>FedEx St. Jude Classic</u>
1995 --	263 (17-under)	Ernie Els, <u>GTE Byron Nelson Classic</u>
	268 (20-under)	Duffy Waldorf, <u>LaCantera Texas Open</u>
	264 (23-under)	Billy Mayfair, Jim Furyk, <u>Las Vegas Invitational</u>
	265 (23-under)	Kenny Perry, <u>Bob Hope</u>
1994 --	264 (24-under)	Scott Hoch, <u>Bob Hope</u> ; Greg Norman, <u>PLAYERS</u>
1993 --	259 (21-under)	David Frost, <u>Hardee's</u>
	263 (25-under)	Tom Kite, <u>Bob Hope</u>
1992 --	262 (26-under)	John Huston, <u>Walt Disney</u>
1991 --	260 (20-under)	Dillard Pruitt, <u>Chattanooga</u>
	263 (21-under)	Billy Andrade, Jeff Sluman, <u>Kemper</u>
	263 (25-under)	Bruce Lietzke, Craig Stadler, D.A. Weibring, Andrew Magee, <u>Las Vegas</u>

PGA TOUR FACTS AND FIGURES (1970-99) ...continued

LOW FIRST 72 (cont'd.):

1990 --	260 (20-under)	Peter Persons, <u>Chattanooga</u>
	264 (24-under)	Bob Tway, <u>Las Vegas</u> ; Tim Simpson, <u>Walt Disney</u>
1989 --	258 (22-under)	Donnie Hammond, <u>Texas</u>
	266 (22-under)	Blaine McCallister, <u>Honda</u> ; Scott Hoch, <u>Las Vegas</u>
1988 --	259 (21-under)	Corey Pavin, <u>Texas</u>
	262 (26-under)	Chip Beck, <u>USF&G</u>
1987 --	262 (26-under)	Robert Wrenn, <u>Buick</u>
1986 --	267 (21-under)	Calvin Peete, <u>T of C</u>
	267 (17-under)	Hal Sutton, <u>Phoenix</u> ; Rick Fehr, <u>B.C. Open</u>
1985 --	264 (20-under)	Lanny Wadkins, <u>Los Angeles</u>
	264 (16-under)	Tim Simpson, <u>Southern</u>
	267 (21-under)	Mark O'Meara, <u>Hawaiian</u> ; Lanny Wadkins, <u>Disney World</u>
1984 --	265 (15-under)	Hubert Green, <u>Southern</u>
	266 (22-under)	Larry Nelson, <u>Disney World</u>
1983 --	261 (19-under)	Jim Colbert, <u>Texas</u>
	266 (18-under)	Mark McCumber, <u>Pensacola</u>
	267 (20-under)	Fuzzy Zoeller, <u>Las Vegas</u>
	268 (20-under)	Isao Aoki, <u>Hawaiian</u>
1982 --	259 (25-under)	Tim Norris, <u>Hartford</u>
1981 --	264 (20-under)	Hubert Green, <u>Hartford</u>
	265 (23-under)	Hale Irwin, <u>Hawaiian</u>
	265 (15-under)	Johnny Miller, <u>Tucson</u>
1980 --	265 (15-under)	Lee Trevino, <u>Texas</u>
	266 (22-under)	Andy Bean, <u>Hawaiian</u> ; Bill Kratzert, <u>Milwaukee</u>
	270 (22-under)	Jim Colbert, <u>Tucson</u>
	266 (18-under)	Curtis Strange, Lee Trevino, <u>Houston</u> ; Howard Twitty, Jim Simons, <u>Hartford</u>
1979 --	265 (23-under)	Andy Bean, <u>Atlanta</u>
1978 --	264 (24-under)	Rod Funseth, <u>Hartford</u>
1977 --	264 (20-under)	Hale Irwin, <u>Hall of Fame</u>
1976 --	266 (18-under)	Rik Massengale, <u>Hartford</u>
	268 (16-under)	Bob Gilder, <u>Phoenix</u> ; Al Geiberger, <u>Greensboro</u> ; John Lister, <u>Quad Cities</u>
	269 (19-under)	Jack Nicklaus, <u>TPC</u>
1975 --	260 (24-under)	Johnny Miller, <u>Phoenix</u>
	263 (25-under)	Johnny Miller, <u>Tucson</u>
1974 --	267 (21-under)	Lee Trevino, <u>New Orleans</u>
1973 --	264 (20-under)	Billy Casper, <u>Hartford</u>
	265 (23-under)	Buddy Allin, <u>Florida Citrus</u>
1972 --	267 (21-under)	Jack Nicklaus, <u>Walt Disney</u>
1971 --	261 (23-under)	Miller Barber, <u>Phoenix</u>
1970 --	267 (17-under)	Bob Murphy, <u>Hartford</u>
	267 (13-under)	Dave Hill, <u>Memphis</u>

LOW 90:

1999 --	331 (29-under)	Jim Furyk, <u>Las Vegas Invitational</u>
1998 --	332 (28-under)	Fred Couples, Bruce Lietzke, <u>Bob Hope Chrysler Classic</u>
1997 --	327 (33-under)	John Cook, <u>Bob Hope Chrysler Classic</u>
1996 --	332 (27-under)	Tiger Woods, <u>Las Vegas Invitational</u>
1995 --	331 (28-under)	Jim Furyk, <u>Las Vegas</u>
1994 --	332 (27-under)	Bruce Lietzke, <u>Las Vegas</u>
1993 --	325 (35-under)	Tom Kite, <u>Bob Hope</u>
1992 --	336 (24-under)	John Cook, Gene Sauers, Rick Fehr, Mark O'Meara, Tom Kite, <u>Bob Hope</u>
1991 --	329 (31-under)	Andrew Magee, D.A. Weibring, <u>Las Vegas</u>
1990 --	334 (26-under)	Bob Tway, <u>Las Vegas</u>
1989 --	336 (24-under)	Scott Hoch, Robert Wrenn, <u>Las Vegas</u>
1988 --	338 (22-under)	Jay Haas, <u>Bob Hope</u>
1987 --	341 (19-under)	Corey Pavin, <u>Bob Hope</u>
1986 --	333 (27-under)	Greg Norman, <u>Las Vegas</u>
1985 --	333 (27-under)	Lanny Wadkins, <u>Bob Hope</u>
1984 --	340 (20-under)	John Mahaffey, Jim Simons, <u>Bob Hope</u>
1983 --	335 (25-under)	Keith Fergus, Rex Caldwell, <u>Bob Hope</u>
1982 --	335 (25-under)	Ed Fiori, <u>Bob Hope</u>
1981 --	335 (25-under)	Bruce Lietzke, <u>Bob Hope</u>
1980 --	343 (17-under)	Craig Stadler, <u>Bob Hope</u>
1979 --	343 (17-under)	John Mahaffey, <u>Bob Hope</u>
1978 --	339 (21-under)	Bill Rogers, <u>Bob Hope</u>
1977 --	337 (23-under)	Rik Massengale, <u>Bob Hope</u>
1976 --	344 (16-under)	Johnny Miller, <u>Bob Hope</u>
1975 --	339 (21-under)	Johnny Miller, <u>Bob Hope</u>
1974 --	341 (19-under)	Hubert Green, <u>Bob Hope</u>
1973 --	343 (17-under)	Arnold Palmer, <u>Bob Hope</u>
1972 --	344 (16-under)	Bob Rosburg, <u>Bob Hope</u>
1971 --	342 (18-under)	Arnold Palmer, <u>Bob Hope</u>
1970 --	339 (21-under)	Bruce Devlin, <u>Bob Hope</u>

PGA TOUR FACTS AND FIGURES (1970-99) ...continued

HIGHEST WINNING SCORE:

1999 --	290 (6-over)	Paul Lawrie, <u>British Open</u>
1998 --	280 (even-par)	Lee Janzen, <u>U.S. Open</u>
1997 --	276 (4-under)	Ernie Els, <u>U.S. Open</u>
	276 (12-under)	Phil Blackmar, <u>Shell Houston Open</u>
1996 --	280 (8-under)	Paul Stankowski, <u>BellSouth Classic</u>
	278 (2-under)	Steve Jones, <u>U.S. Open</u>
1995 --	280 (even-par)	Corey Pavin, <u>U.S. Open</u> ; Billy Mayfair, <u>TOUR Championship</u>
	283 (5-under)	Lee Janzen, <u>THE PLAYERS</u>
1994 --	281 (7-under)	Johnny Miller, <u>AT&T</u>
	279 (5-under)	Ernie Els, <u>U.S. Open</u>
1993 --	281 (7-under)	Mike Standly, <u>Freeport-McMoRan</u> ; Rocco Mediate, <u>Kmart GGO</u>
	280 (4-under)	Vijay Singh, <u>Buick Classic</u>
1992 --	285 (3-under)	Tom Kite, <u>U.S. Open</u>
1991 --	282 (6-under)	Payne Stewart, <u>U.S. Open</u>
	279 (1-under)	Tom Purtzer, <u>World Series</u>
	279 (5-under)	Craig Stadler, <u>TOUR Championship</u>
	279 (9-under)	Steve Pate, <u>Honda</u>
1990 --	282 (6-under)	John Huston, <u>Honda</u> ; Steve Elkington, <u>Kmart GGO</u> ; Wayne Grady, <u>PGA</u>
	216 (even-par)	Greg Norman, <u>Memorial</u> (54 holes)
1989 --	283 (5-under)	Nick Faldo, <u>Masters</u>
	278 (2-under)	Curtis Strange, <u>U.S. Open</u>
1988 --	281 (7-under)	Sandy Lyle, <u>Masters</u>
1987 --	287 (1-under)	Larry Nelson, <u>PGA</u>
1986 --	287 (1-under)	Kenny Knox, <u>Honda</u>
	279 (1-under)	Raymond Floyd, <u>U.S. Open</u>
1985 --	285 (3-under)	Joey Sindelar, <u>Greensboro</u>
	279 (1-under)	Andy North, <u>U.S. Open</u>
1984 --	276 (4-under)	Fuzzy Zoeller, <u>U.S. Open</u>
	280 (8-under)	Bruce Lietzke, <u>Honda</u> ; Jack Nicklaus, <u>Memorial</u> ; Greg Norman, <u>Kemper</u> ;
		Tom Watson, <u>Western</u>
1983 --	287 (1-under)	Fred Couples, <u>Kemper</u>
1982 --	278 (2-under)	Craig Stadler, <u>World Series</u>
	285 (3-under)	Danny Edwards, <u>Greensboro</u>
1981 --	281 (1-over)	Bruce Lietzke, <u>Byron Nelson</u>
1980 --	280 (4-under)	Doug Tewell, <u>Heritage</u>
1979 --	284 (even-par)	Hale Irwin, <u>U.S. Open</u>
1978 --	289 (1-over)	Jack Nicklaus, <u>TPC</u>
1977 --	289 (1-over)	Mark Hayes, <u>TPC</u>
1976 --	288 (4-over)	Al Geiberger, <u>Western</u>
	288 (even-par)	Roger Maltbie, <u>Memorial</u>
	281 (1-over)	Dave Stockton, <u>PGA</u>
1975 --	287 (3-over)	Lou Graham, <u>U.S. Open</u>
1974 --	287 (7-over)	Hale Irwin, <u>U.S. Open</u>
	287 (3-over)	Tom Watson, <u>Western</u>
1973 --	283 (5-under)	Tommy Aaron, <u>Masters</u> ; Dave Hill, <u>Memphis</u>
	277 (3-under)	Lanny Wadkins, <u>Byron Nelson</u>
1972 --	290 (2-over)	Jack Nicklaus, <u>U.S. Open</u>
1971 --	283 (3-over)	Gene Littler, <u>Colonial</u>
1970 --	282 (2-over)	Gibby Gilbert, <u>Houston</u>

LARGEST WINNING MARGIN:

1999 --	9 strokes	David Duval, <u>Mercedes Championships</u>
1998 --	7 strokes	John Huston, <u>United Airlines Hawaiian Open</u> ; Davis Love III, <u>MCI Classic</u>
1997 --	12 strokes	Tiger Woods, <u>Masters Tournament</u>
1996 --	8 strokes	Ernie Els, <u>Buick Classic</u> ; Steve Stricker, <u>Motorola Western Open</u>
1995 --	6 strokes	Duffy Waldorf, <u>LaCantera Texas Open</u>
1994 --	6 strokes	Nick Price, <u>PGA</u>
1993 --	8 strokes	Davis Love III, <u>Las Vegas</u>
1992 --	9 strokes	Fred Couples, <u>Nestle</u>
1991 --	4 strokes	Lanny Wadkins, <u>Hawaiian</u> ; Paul Azinger, <u>Pebble Beach</u>
1990 --	12 strokes	Jose Maria Olazabal, <u>World Series</u>
1989 --	7 strokes	Mark Calcavecchia, <u>Phoenix</u> ; Donnie Hammond, <u>Texas</u>
1988 --	8 strokes	Corey Pavin, <u>Texas</u>
1987 --	7 strokes	Tom Kite, <u>Kemper</u> ; Robert Wrenn, <u>Buick</u> ; Ken Brown, <u>Southern</u>
1986 --	7 strokes	Doug Tewell, <u>Los Angeles</u> ; Greg Norman, <u>Las Vegas</u>
1985 --	7 strokes	Lanny Wadkins, <u>Los Angeles</u>
1984 --	6 strokes	George Archer, <u>Bank of Boston</u> ; Hubert Green, <u>Southern</u>
1983 --	5 strokes	Gary Koch, <u>Doral</u> ; Lanny Wadkins, <u>Greensboro</u> ; David Graham, <u>Houston</u> ; Jim Colbert, <u>Texas</u>
1982 --	7 strokes	Craig Stadler, <u>Kemper</u> ; Calvin Peete, <u>B.C. Open</u> ; Calvin Peete, <u>Pensacola</u>
1981 --	7 strokes	Andy Bean, <u>Bay Hill</u>
1980 --	7 strokes	Larry Nelson, <u>Atlanta</u> ; Jack Nicklaus, <u>PGA</u>
1979 --	8 strokes	Andy Bean, <u>Atlanta</u>
1978 --	5 strokes	Andy Bean, <u>Kemper</u> ; Tom Kite, <u>B.C. Open</u>
1977 --	7 strokes	Jerry Pate, <u>Southern</u> ; Rik Massengale, <u>Bob Hope</u>

PGA TOUR FACTS AND FIGURES (1970-99) ...continued

LARGEST WINNING MARGIN (cont'd.):

1976 --	8 strokes	Raymond Floyd, <u>Masters</u>
1975 --	14 strokes	Johnny Miller, <u>Phoenix</u>
1974 --	8 strokes	Lee Trevino, <u>New Orleans</u> ; Johnny Miller, <u>Kaiser International</u>
1973 --	8 strokes	Buddy Allin, <u>Florida Citrus</u>
1972 --	9 strokes	Jack Nicklaus, <u>Walt Disney</u>
1971 --	8 strokes	Jack Nicklaus, <u>T of C</u>
1970 --	7 strokes	Frank Beard, <u>T of C</u> ; Tony Jacklin, <u>U.S. Open</u>

LOW START BY A WINNER:

1999 --	65 (7-under)	Jesper Parnevik, <u>Greater Greensboro Chrysler Classic</u>
	65 (6-under)	Carlos Franco, <u>Greater Milwaukee Open</u>
1998 --	63 (9-under)	John Huston, <u>United Airlines Hawaiian Open</u>
1997 --	62 (10-under)	Steve Jones, <u>Phoenix Open</u>
1996 --	62 (10-under)	Tim Herron, <u>Honda Classic</u>
1995 --	63 (9-under)	Kenny Perry, <u>Bob Hope</u> ; Woody Austin, <u>Buick Open</u>
1994 --	62 (9-under)	Bob Estes, <u>Texas</u>
1993 --	63 (9-under)	Howard Twitty, <u>Hawaiian</u>
	63 (8-under)	Jim Gallagher, Jr., <u>TOUR Championship</u>
1992 --	62 (8-under)	David Frost, <u>Hardee's</u>
1991 --	63 (9-under)	Mark Brooks, <u>Milwaukee</u>
1990 --	61 (9-under)	Jose Maria Olazabal, <u>World Series</u>
1989 --	64 (8-under)	Greg Norman, <u>Milwaukee</u>
1988 --	62 (10-under)	Bob Lohr, <u>Walt Disney</u>
1987 --	64 (8-under)	Mike Reid, <u>Tucson</u>
1986 --	64 (7-under)	Hal Sutton, <u>Phoenix</u>
1985 --	63 (8-under)	Lanny Wadkins, <u>Los Angeles</u>
	64 (8-under)	Tom Kite, <u>T of C</u>
1984 --	64 (6-under)	Peter Jacobsen, <u>Colonial</u>
1983 --	63 (9-under)	Fuzzy Zoeller, <u>Las Vegas</u>
1982 --	63 (8-under)	Tim Norris, <u>Hartford</u>
	63 (7-under)	Jay Haas, <u>Texas</u>
1981 --	65 (7-under)	Bruce Lietzke, <u>Bob Hope</u> ; Hale Irwin, <u>Buick</u>
	65 (6-under)	David Graham, <u>Phoenix</u> ; Morris Hatafsky, <u>Hall of Fame</u>
1980 --	63 (7-under)	Bruce Lietzke, <u>Colonial</u> ; Jack Nicklaus, <u>U.S. Open</u> ; Scott Hoch, <u>Quad Cities</u>
	65 (7-under)	Tom Watson, <u>T of C</u>
	66 (7-under)	Jim Colbert, <u>Tucson</u>
1979 --	61 (11-under)	Jerry McGee, <u>Kemper</u>
1978 --	63 (9-under)	Tom Watson, <u>Tucson</u>
1977 --	64 (8-under)	Rik Massengale, <u>Bob Hope</u>
	64 (6-under)	Jerry Pate, <u>Southern</u>
	65 (6-under)	Graham Marsh, <u>Heritage</u> ; Hale Irwin, <u>Hall of Fame</u>
	66 (6-under)	Tom Watson, <u>Bing Crosby</u> , <u>San Diego</u>
1976 --	63 (8-under)	David Graham, <u>Westchester</u>
1975 --	64 (8-under)	Johnny Miller, <u>Bob Hope</u>
1974 --	62 (10-under)	Johnny Miller, <u>Tucson</u>
1973 --	64 (8-under)	Lee Trevino, <u>Doral-Eastern</u>
1972 --	64 (7-under)	Dave Hill, <u>Monsanto</u>
	65 (7-under)	Grier Jones, <u>Hawaiian</u>
1971 --	64 (8-under)	Arnold Palmer, <u>Westchester</u>
	64 (7-under)	Dave Eichelberger, <u>Milwaukee</u>
1970 --	63 (7-under)	Dave Hill, <u>Memphis</u>

HIGH START BY A WINNER:

1999 --	75 (4-over)	Paul Lawrie, <u>British Open</u>
1998 --	74 (2-over)	Mark O'Meara, <u>Masters Tournament</u>
	73 (3-over)	Lee Janzen, <u>U.S. Open</u>
1997 --	75 (3-over)	Jeff Sluman, <u>Tucson Chrysler Classic</u>
1996 --	75 (3-over)	Mark O'Meara, <u>Greater Greensboro Chrysler Classic</u>
	74 (4-over)	Steve Jones, <u>U.S. Open</u>
1995 --	73 (3-over)	Greg Norman, <u>NEC World Series of Golf</u>
	73 (1-over)	Payne Stewart, <u>Shell Houston Open</u> ; Billy Mayfair, <u>Motorola Western</u>
1994 --	74 (2-over)	Jose Maria Olazabal, <u>Masters</u>
1993 --	75 (3-over)	Phil Mickelson, <u>Buick Invitational</u>
1992 --	73 (1-over)	Greg Norman, <u>Canadian</u>
1991 --	73 (1-over)	Ian Woosnam, <u>USF&G</u>
	72 (2-over)	Tom Purtzer, <u>World Series</u>
1990 --	72 (even-par)	David Ishii, <u>Hawaiian</u>
1989 --	76 (4-over)	Steve Jones, <u>Bob Hope</u> ; Mike Sullivan, <u>IIAO</u>
1988 --	73 (1-over)	Curtis Strange, <u>Memorial</u>
1987 --	75 (3-over)	Lanny Wadkins, <u>Doral</u>
1986 --	75 (5-over)	Raymond Floyd, <u>U.S. Open</u>
1985 --	72 (even-par)	Bernhard Langer, <u>Masters</u> ; Bill Glasson, <u>Kemper</u>
1984 --	73 (1-over)	Greg Norman, <u>Canadian</u>
	71 (1-over)	Fuzzy Zoeller, <u>U.S. Open</u>
1983 --	75 (4-over)	Larry Nelson, <u>U.S. Open</u>
1982 --	75 (3-over)	Craig Stadler, <u>Masters</u>

PGA TOUR FACTS AND FIGURES (1970-99) ...continued

HIGH START BY A WINNER (cont'd.):

1981 --	74 (2-over)	Ed Fiori, <u>Western</u>
1980 --	74 (2-over)	Raymond Floyd, <u>Doral-Eastern</u>
1979 --	76 (4-over)	Fuzzy Zoeller, <u>San Diego</u>
1978 --	76 (4-over)	Bruce Lietzke, <u>Canadian</u>
	75 (4-over)	John Mahaffey, <u>PGA</u>
1977 --	72 (even-par)	Mark Hayes, <u>TPC</u> ; Jack Nicklaus, <u>Memorial</u> ; Al Geiberger, <u>Memphis</u>
1976 --	75 (3-over)	Ben Crenshaw, <u>Pebble Beach</u>
	73 (3-over)	Lee Trevino, <u>Colonial</u>
1975 --	74 (3-over)	Lou Graham, <u>U.S. Open</u>
1974 --	73 (3-over)	Hale Irwin, <u>U.S. Open</u> ; Lee Trevino, <u>PGA</u>
1973 --	73 (2-over)	Rod Funseth, <u>Los Angeles</u>
1972 --	73 (1-over)	Gary Player, <u>New Orleans</u>
	72 (1-over)	Deane Beman, <u>Quad Cities</u>
	71 (1-over)	Gary Player, <u>PGA</u>
1971 --	75 (4-over)	Buddy Allin, <u>Greensboro</u>
1970 --	76 (4-over)	Pete Brown, <u>San Diego</u>

LOW FINISH BY A WINNER:

1999 --	59 (13-under)	David Duval, <u>Bob Hope Chrysler Classic</u>
1998 --	64 (8-under)	Scott Simpson, <u>Buick Invitational</u> ; David Duval, <u>Shell Houston Open</u>
1997 --	63 (9-under)	John Cook, <u>Bob Hope Chrysler Classic</u>
1996 --	63 (8-under)	Fred Funk, <u>B.C. Open</u>
	64 (8-under)	Davis Love III, <u>Buick Invitational</u> ; Fred Couples, <u>THE PLAYERS Championship</u> ; Tiger Woods, <u>Las Vegas Invitational</u>
1995 --	61 (10-under)	Hal Sutton, <u>B.C. Open</u>
1994 --	64 (7-under)	Bill Glasson, <u>Phoenix</u>
	65 (7-under)	Bruce Lietzke, <u>Las Vegas</u>
	64 (6-under)	Nick Price, <u>Colonial</u>
1993 --	62 (10-under)	Tom Kite, <u>Bob Hope</u>
	62 (8-under)	Fulton Allem, <u>World Series</u>
1992 --	62 (10-over)	Davis Love III, <u>Greensboro</u> ; John Huston, <u>Disney</u>
1991 --	64 (8-under)	Mark Brooks, <u>Greensboro</u> ; Mark O'Meara, <u>Disney</u>
	64 (7-under)	Bruce Fleisher, <u>New England</u>
	64 (6-under)	Tom Purtzer, <u>Colonial</u> ; D.A. Weibring, <u>Hardee's</u>
	64 (6-under)	Dillard Pruitt, <u>Chattanooga</u>
1990 --	62 (10-under)	Greg Norman, <u>Doral</u>
1989 --	63 (9-under)	Bill Britton, <u>Centel</u>
1988 --	64 (8-under)	Tom Purtzer, <u>Southwest</u> ; Chip Beck, <u>USF&G</u>
1987 --	63 (9-under)	Larry Nelson, <u>Walt Disney</u>
1986 --	62 (9-under)	Mac O'Grady, <u>Hartford</u>
1985 --	63 (9-under)	Lanny Wadkins, <u>Walt Disney</u>
1984 --	63 (8-under)	Gary Koch, <u>Bay Hill</u> , Ronnie Black, <u>Anheuser-Busch</u>
1983 --	63 (9-under)	Calvin Peete, <u>Atlanta</u>
1982 --	63 (7-under)	Payne Stewart, <u>Quad Cities</u>
	65 (7-under)	Lanny Wadkins, <u>Buick Open</u>
1981 --	62 (9-under)	Ron Streck, <u>Houston</u>
1980 --	65 (5-under)	Lee Trevino, <u>Texas</u> ; Tom Watson, <u>WSOG</u>
	66 (6-under)	Andy Bean, <u>Hawaiian</u> ; Raymond Floyd, <u>Doral-Eastern</u> ; Bill Kratzert, <u>Milwaukee</u>
1979 --	64 (7-under)	Lou Graham, <u>IVB</u>
	65 (7-under)	Calvin Peete, <u>Milwaukee</u>
1978 --	62 (8-under)	Ron Streck, <u>Texas</u>
1977 --	64 (6-under)	Mike Hill, <u>Ohio Kings Island</u>
	65 (7-under)	Miller Barber, <u>Anheuser-Busch</u>
1976 --	63 (9-under)	Johnny Miller, <u>Bob Hope</u>
	63 (7-under)	Jerry Pate, <u>Canadian</u>
	65 (7-under)	Jack Nicklaus, <u>TPC</u>
1975 --	61 (11-under)	Johnny Miller, <u>Tucson</u>
1974 --	64 (7-under)	Dave Stockton, <u>Quad Cities</u>
	65 (7-under)	Hubert Green, <u>Bob Hope</u> ; Lee Trevino, <u>New Orleans</u> ; Dave Hill, <u>Houston</u>
1973 --	63 (8-under)	Johnny Miller, <u>U.S. Open</u>
1972 --	64 (8-under)	Grier Jones, <u>Hawaiian</u> ; Jack Nicklaus, <u>Walt Disney</u>
1971 --	65 (7-under)	George Archer, <u>San Diego</u>
	65 (6-under)	Miller Barber, <u>Phoenix</u> ; Bobby Mitchell, <u>Cleveland</u>
1970 --	63 (8-under)	George Knudson, <u>Robinson</u>

HIGH FINISH BY A WINNER:

1999 --	73 (1-over)	David Duval, <u>THE PLAYERS Championship</u> ; Tiger Woods, <u>National Car Rental Golf Classic at Walt Disney World Resort</u>
1998 --	73 (1-over)	David Duval, <u>Tucson Chrysler Classic</u> ; Ernie Els, <u>Bay Hill Invitational</u>
1997 --	71 (1-under)	Mark O'Meara, <u>Buick Invitational</u> , Stuart Appleby, <u>Honda Classic</u>
	69 (1-under)	Ernie Els, <u>U.S. Open</u> ; Steve Jones, <u>Bell Canadian Open</u>
1996 --	72 (even-par)	David Ogren, <u>LaCantera Texas Open</u>
	71 (even-par)	Guy Boros, <u>Greater Vancouver Open</u>
	70 (even-par)	Phil Mickelson, <u>NEC World Series of Golf</u>
1995 --	73 (3-over)	Billy Mayfair, <u>TOUR Championship</u>
	73 (2-over)	Fred Funk, <u>Ideon Classic</u>

PGA TOUR FACTS AND FIGURES (1970-99) ...continued

HIGH FINISH BY A WINNER (cont'd.):

1994 --	74 (2-over)	Johnny Miller, <u>AT&T</u>
1993 --	71 (1-over)	Scott Simpson, <u>Byron Nelson</u>
	71 (1-under)	Brett Ogle, <u>Pebble Beach</u>
1992 --	72 (even-par)	Steve Elkington, <u>T of C</u> ; Tom Kite, <u>U.S. Open</u> ; David Frost, <u>Hardee's</u>
1991 --	75 (3-over)	Steve Pate, <u>Honda</u>
1990 --	72 (even-par)	Mark O'Meara, <u>Pebble Beach</u> ; David Ishii, <u>Hawaiian</u> ; Dan Forsman, <u>Shearson Lehman</u>
	71 (even-par)	Payne Stewart, <u>MCI</u>
1989 --	72 (1-over)	Wayne Grady, <u>Westchester</u>
	72 (even-par)	Bill Glasson, <u>Doral-Ryder</u>
	70 (even-par)	Curtis Strange, <u>U.S. Open</u>
1988 --	74 (2-over)	Steve Jones, <u>Pebble Beach</u> ; Curtis Strange, <u>Nabisco</u>
1987 --	72 (1-over)	Paul Azinger, <u>Hartford</u>
	71 (1-over)	Curtis Strange, <u>World Series</u>
	72 (even-par)	Larry Nelson, <u>PGA</u>
1986 --	71 (1-over)	Dan Pohl, <u>World Series</u>
	71 (even-par)	Hal Sutton, <u>Phoenix</u>
	71 (1-under)	John Mahaffey, <u>TPC</u> ; Bob Murphy, <u>Canadian</u>
1985 --	74 (2-over)	Curtis Strange, <u>Honda</u> ; Scott Verplank, <u>Western</u>
	74 (4-over)	Andy North, <u>U.S. Open</u>
1984 --	73 (1-over)	Greg Norman, <u>Kemper</u>
1983 --	77 (5-over)	Fred Couples, <u>Kemper</u>
1982 --	75 (3-over)	Danny Edwards, <u>Greensboro</u>
1981 --	75 (3-over)	Larry Nelson, <u>Greensboro</u>
1980 --	74 (3-over)	Dave Eichelberger, <u>Bay Hill</u>
1979 --	77 (5-over)	Lon Hinkle, <u>Bing Crosby</u>
1978 --	75 (3-over)	Jack Nicklaus, <u>TPC</u>
1977 --	74 (2-over)	Gene Littler, <u>Houston</u> ; Lee Trevino, <u>Canadian</u>
	73 (2-over)	Jerry Pate, <u>Phoenix</u>
1976 --	76 (4-over)	Roger Maltbie, <u>Memorial</u>
1975 --	73 (2-over)	Lou Graham, <u>U.S. Open</u>
	73 (1-over)	Gene Littler, <u>Bing Crosby</u>
	72 (1-over)	Tom Jenkins, <u>IVB</u>
	71 (1-over)	Jack Nicklaus, <u>PGA</u>
1974 --	73 (3-over)	Hale Irwin, <u>U.S. Open</u>
	73 (1-over)	Allen Miller, <u>Tallahassee</u>
1973 --	75 (4-over)	Homero Blancas, <u>Monsanto</u>
1972 --	74 (2-over)	Jack Nicklaus, <u>Masters</u> , <u>U.S. Open</u> ; Gary Player, <u>PGA</u>
	73 (3-over)	Jerry Heard, <u>Colonial</u>
1971 --	74 (4-over)	Jerry Heard, <u>American Classic</u>
1970 --	72 (1-over)	Billy Casper, <u>Los Angeles</u>
	72 (even-par)	Bob Stone, <u>Citrus Open</u> ; Ken Still, <u>Kaiser International</u>

LARGEST 18-HOLE LEAD:

1999 --	2 strokes	Tommy Tolles, <u>Sony Open in Hawaii</u> ; Ben Bates, <u>Greater Milwaukee Open</u> ; Sergio Garcia, <u>PGA Championship</u> ; Robert Friend, <u>Buick Challenge</u>
1998 --	3 strokes	Loren Roberts, <u>Greater Milwaukee Open</u>
1997 --	4 strokes	Sonny Skinner, <u>Buick Open</u>
1996 --	2 strokes	Tim Herron, <u>Honda Classic</u> ; Nolan Henke, <u>Greater Milwaukee Open</u> ; Scott Dunlap, <u>Bell Canadian Open</u>
1995 --	2 strokes	John Huston, <u>Mercedes Championships</u> ; Duffy Waldorf, <u>Phoenix Open</u> ; Mark Brooks, <u>Nestle Invitational</u> ; Woody Austin, <u>Buick Open</u>
1994 --	4 strokes	Jose Maria Olazabal, <u>Freeport-McMoRan</u>
1993 --	5 strokes	Jim Gallagher, Jr., <u>TOUR Championship</u>
1992 --	3 strokes	Billy Ray Brown, <u>PLAYERS</u>
1991 --	3 strokes	Lanny Wadkins, <u>T of C</u> , Scott Hoch, <u>Buick Open</u>
1990 --	4 strokes	Fred Couples, <u>Memorial</u> ; Jose Maria Olazabal, <u>World Series</u>
1989 --	4 strokes	Bob Tway, <u>Disney World</u>
1988 --	3 strokes	Davis Love III, <u>Phoenix</u> ; Jeff Sluman, <u>Southern</u>
1987 --	4 strokes	Mike Sullivan, <u>Honda</u>
1986 --	3 strokes	Fred Couples, <u>Kemper</u>
1985 --	4 strokes	Tom Kite, <u>T of C</u>
1984 --	3 strokes	David Graham, <u>T of C</u> ; Ralph Landrum, <u>Pensacola</u>
1983 --	4 strokes	George Burns, <u>Kemper</u>
1982 --	4 strokes	Terry Mauney, <u>Los Angeles</u> ; Larry Rinker, <u>Tallahassee</u>
1981 --	3 strokes	Calvin Peete, <u>B.C. Open</u>
1980 --	2 strokes	Dan Pohl, <u>Bay Hill</u> ; Jerry Pate, <u>Heritage</u> ; Tom Purtzer, <u>Greensboro</u> ; Bob Murphy, <u>Tallahassee</u> ; Tom Watson, <u>Byron Nelson</u> , <u>World Series</u> ; Bruce Lietzke, <u>Colonial</u> ; Bob Shearer, <u>Atlanta</u> ; Scott Hoch, <u>Quad Cities</u> ; Jim Simons, <u>Hartford</u> ; Barry Jaeckel, <u>Hall of Fame</u>
1979 --	4 strokes	Mark Lye, <u>Atlanta</u> ; Dana Quigley, <u>Hall of Fame</u>
1978 --	3 strokes	Tom Watson, <u>Tucson</u> , <u>Bing Crosby</u> ; Jeff Hewes, <u>Canadian</u>
1977 --	3 strokes	Rik Massengale, <u>Bob Hope</u> ; Fred Marti, <u>Pleasant Valley</u>

PGA TOUR FACTS AND FIGURES (1970-99) ...continued

LARGEST 18-HOLE LEAD (cont'd.):

1976 --	3 strokes	Mike Reid (amateur), <u>U.S. Open</u>
1975 --	3 strokes	Bob Stanton, <u>Inverrary</u> ; Jack Nicklaus, <u>Heritage</u> ; Tom Weiskopf, <u>Greensboro</u> ; David Graham, <u>Western</u>
1974 --	4 strokes	Johnny Miller, <u>Tucson</u>
1973 --	5 strokes	Gibby Gilbert, <u>World</u>
1972 --	3 strokes	Jack Nicklaus, <u>Bing Crosby</u>
1971 --	3 strokes	Charles Coody, <u>Masters</u>
1970 --	3 strokes	Rod Funseth, <u>San Antonio</u>

LARGEST 36-HOLE LEAD:

1999 --	5 strokes	David Duval, <u>Mercedes Championships</u> ; Fred Funk, <u>B.C. Open</u>
1998 --	7 strokes	David Duval, <u>Tucson Chrysler Classic</u>
1997 --	5 strokes	Steve Jones, <u>Phoenix Open</u>
1996 --	6 strokes	Tim Herron, <u>Honda Classic</u>
1995 --	4 strokes	Tom Lehman, <u>MCI Classic</u> ; D.A. Weibring, <u>Quad City Classic</u>
1994 --	5 strokes	Nick Price, <u>PGA</u>
1993 --	3 strokes	Payne Stewart, <u>Buick Invitational</u> ; Steve Stricker, <u>Canadian</u> ; Tom Lehman, <u>Buick Southern</u>
1992 --	4 strokes	Davis Love III, <u>Los Angeles</u> ; Chip Beck, <u>Freeport-McMoRan</u> ; Bruce Lietzke, <u>Canadian</u>
1991 --	4 strokes	Blaine McCallister, <u>Texas</u> ; Jeff Maggert, <u>IIAO</u>
1990 --	9 strokes	Jose Maria Olazabal, <u>World Series</u>
1989 --	5 strokes	Fuzzy Zoeller, <u>Memorial</u>
1988 --	4 strokes	Paul Azinger, <u>Bay Hill</u> ; Larry Nelson, <u>Atlanta</u>
1987 --	7 strokes	Joey Sindelar, <u>B.C. Open</u>
1986 --	5 strokes	Sandy Lyle, <u>Greensboro</u>
1985 --	5 strokes	Calvin Peete, <u>Phoenix</u>
1984 --	6 strokes	Nick Price, <u>Canadian</u>
1983 --	6 strokes	Hal Sutton, <u>Anheuser-Busch</u>
1982 --	6 strokes	Roger Maltbie, <u>Colonial</u>
1981 --	4 strokes	Jack Nicklaus, <u>Masters</u> ; Leonard Thompson, <u>Canadian</u>
1980 --	5 strokes	Rex Caldwell, <u>Buick</u>
1979 --	4 strokes	Ben Crenshaw, <u>Phoenix</u> ; Tom Watson, <u>Memorial</u>
1978 --	5 strokes	Mac McLendon, <u>Pensacola</u>
1977 --	6 strokes	Al Geiberger, <u>Memphis</u>
1976 --	6 strokes	Bob Dickson, <u>Western</u>
1975 --	7 strokes	Tom Weiskopf, <u>Westchester</u>
1974 --	6 strokes	Johnny Miller, <u>Heritage</u>
1973 --	4 strokes	Billy Casper, <u>Bing Crosby</u> ; Tom Watson, <u>Hawaiian</u> ; Lee Trevino, <u>Doral-Eastern</u> ; Jack Nicklaus, <u>Atlanta</u> ; Forrest Fezler, <u>American Classic</u>
1972 --	4 strokes	Homero Blancas, <u>Phoenix</u> ; Chris Blocker, <u>Florida Citrus</u> ; Dave Hill, <u>Monsanto</u>
1971 --	3 strokes	Jerry Heard, <u>American Classic</u> ; Billy Casper, <u>Kaiser International</u>
1970 --	4 strokes	Grier Jones, <u>Monsanto</u>

LARGEST 54-HOLE LEAD:

1999 --	6 strokes	Rocco Mediate, <u>Phoenix Open</u>
1998 --	7 strokes	David Duval, <u>Tucson Chrysler Classic</u>
1997 --	9 strokes	Tiger Woods, <u>Masters Tournament</u>
1996 --	9 strokes	Tom Lehman, <u>THE TOUR Championship</u>
1995 --	5 strokes	Scott Hoch, <u>Shell Houston Open</u>
1994 --	5 strokes	Steve Elkington, <u>Buick Southern</u>
1993 --	6 strokes	Greg Norman, <u>Doral-Ryder</u>
1992 --	6 strokes	Fred Couples, <u>Nestle</u>
1991 --	5 strokes	Steve Pate, <u>Honda</u>
1990 --	8 strokes	Jose Maria Olazabal, <u>World Series</u>
1989 --	4 strokes	Ian Baker-Finch, <u>Colonial</u> ; Greg Norman, <u>Milwaukee</u> ; John Daly, <u>Chattanooga</u>
1988 --	5 strokes	Corey Pavin, <u>Texas</u>
1987 --	8 strokes	Joey Sindelar, <u>Buick</u>
1986 --	5 strokes	Fuzzy Zoeller, <u>Pebble Beach</u> ; Calvin Peete, <u>USF&G</u> ; Mark Calcavecchia, <u>Southwest</u>
1985 --	5 strokes	Corey Pavin, <u>Colonial</u>
1984 --	7 strokes	Greg Norman, <u>Kemper</u>
1983 --	6 strokes	Mike Nicolette, <u>Bay Hill</u> ; Hal Sutton, <u>Anheuser-Busch</u>
1982 --	7 strokes	Craig Stadler, <u>Tucson</u>
1981 --	5 strokes	Bruce Lietzke, <u>Bob Hope</u> ; Hale Irwin, <u>Hawaiian</u> ; Jay Haas, <u>Milwaukee</u>
1980 --	7 strokes	Jim Colbert, <u>Tucson</u> ; Seve Ballesteros, <u>Masters</u>
1979 --	8 strokes	Tom Watson, <u>Heritage</u>
1978 --	5 strokes	Tom Watson, <u>PGA</u> ; Tom Kite, <u>B.C. Open</u>
1977 --	6 strokes	Lee Trevino, <u>Canadian</u>
1976 --	8 strokes	Raymond Floyd, <u>Masters</u>
1975 --	7 strokes	Johnny Miller, <u>Phoenix</u>
1974 --	6 strokes	Jack Nicklaus, <u>Hawaiian</u>
1973 --	9 strokes	Jack Nicklaus, <u>Ohio Kings Island</u>
1972 --	8 strokes	Jim Jamieson, <u>Western</u>
1971 --	5 strokes	Jack Nicklaus, <u>T of C</u> ; Jerry Heard, <u>American Classic</u>
1970 --	4 strokes	Ron Cerrudo, <u>San Antonio</u> ; Bob Stone, <u>Citrus Open</u> ; Tony Jacklin, <u>U.S. Open</u> ; Bob Murphy, <u>Hartford</u> ; Bobby Mitchell, <u>Azalea</u>

PGA TOUR FACTS AND FIGURES (1970-99) ...continued

LOW 36-HOLE CUT:

1999 --	138 (4-under)	FeEx St. Jude Classic
1998 --	139 (5-under)	United Airlines Hawaiian Open
	138 (3-under)	Greater Milwaukee Open
1997 --	140 (4-under)	United Airlines Hawaiian Open
	138 (2-under)	GTE Byron Nelson Classic
1996 --	139 (3-under)	Greater Milwaukee Open
	140 (4-under)	Buick Invitational
1995 --	139 (3-under)	FedEx St. Jude Classic
	139 (1-under)	GTE Byron Nelson Classic
	140 (4-under)	Buick Open
1994 --	139 (3-under)	Texas
	140 (even-par)	Hardee's
	141 (3-under)	Hawaiian, Buick Invitational
1993 --	140 (4-under)	Shell Houston
	140 (2-under)	H-E-B Texas
1992 --	139 (1-under)	Byron Nelson
	139 (3-under)	Federal Express, Texas
	140 (4-under)	Buick Invitational
1991 --	137 (3-under)	Chattanooga
	140 (4-under)	Milwaukee, Shearson Lehman
	140 (2-under)	Phoenix, Anheuser-Busch, New England
1990 --	138 (2-under)	Chattanooga, Texas
	141 (3-under)	Milwaukee
1989 --	137 (3-under)	Byron Nelson, Texas
1988 --	141 (3-under)	Andy Williams, USF&G
	139 (1-under)	Hardee's, Provident, Texas
1987 --	140 (4-under)	Andy Williams
	139 (1-under)	Byron Nelson, Hardee's
1986 --	141 (3-under)	Buick
	139 (1-under)	Vantage.
1985 --	139 (5-under)	San Diego
1984 --	141 (3-under)	San Diego
	141 (1-under)	Phoenix
1983 --	139 (3-under)	Hartford
	139 (1-under)	Texas
1982 --	139 (3-under)	Hartford
1981 --	139 (3-under)	Hartford
1980 --	140 (2-under)	Hartford
	141 (3-under)	Milwaukee
1979 --	140 (even-par)	Tucson
	141 (1-under)	Phoenix, Houston
	142 (2-under)	Hawaiian, Pensacola
1978 --	140 (2-under)	Hartford
	142 (2-under)	Anheuser-Busch
	140 (even-par)	Texas
1977 --	142 (2-under)	Buick
1976 --	142 (even-par)	Phoenix, Hartford
	143 (1-under)	Hawaiian, San Diego
	144 (even-par)	Florida Citrus
1975 --	142 (even-par)	Hartford, Sahara
	144 (even-par)	Inverrary, Houston, Westchester, Texas, Kaiser International
1974 --	141 (1-under)	Greensboro, Hartford
	142 (2-under)	Kemper, Texas
	143 (1-under)	San Diego
1973 --	140 (2-under)	Hartford
1972 --	141 (1-under)	Hartford
1971 --	137 (5-under)	Phoenix
1970 --	140 (even-par)	Memphis
	141 (1-under)	Azalea
	141 (1-over)	Magnolia
	143 (1-under)	Citrus Invitational

HIGH 36-HOLE CUT:

1999 --	154 (12-over)	British Open
1998 --	150 (6-over)	Masters Tournament
1997 --	149 (5-over)	Masters Tournament
	147 (7-over)	U.S. Open
1996 --	148 (8-over)	U.S. Open
1995 --	149 (5-over)	THE PLAYERS
	148 (4-over)	British Open
	146 (6-over)	U.S. Open
1994 --	148 (4-over)	Doral-Ryder
	147 (5-over)	Honda, U.S. Open
1993 --	152 (8-over)	Freeport-McMoRan

PGA TOUR FACTS AND FIGURES (1970-99) ...continued

HIGH 36-HOLE CUT (cont'd.):

1992 --	148 (4-over)	Nestle
	148 (6-over)	PGA
1991 --	149 (5-over)	USF&G
1990 --	157 (13-over)	Memorial
1989 --	150 (6-over)	Memorial
1988 --	149 (5-over)	Memorial
1987 --	151 (7-over)	Honda, PGA
1986 --	150 (10-over)	U.S. Open
	150 (6-over)	St. Jude Classic
1985 --	150 (6-over)	Memorial
1984 --	151 (9-over)	Los Angeles
	151 (7-over)	Memorial
1983 --	152 (10-over)	Bay Hill
1982 --	149 (5-over)	Memorial, Kemper, Western
	147 (7-over)	Colonial
1981 --	152 (8-over)	Memorial
1980 --	150 (6-over)	Memorial, Western
	149 (9-over)	PGA
1979 --	157 (13-over)	Memorial
1978 --	153 (9-over)	TPC
1977 --	155 (11-over)	TPC
1976 --	157 (13-over)	Memorial
1975 --	151 (9-over)	Western
1974 --	151 (9-over)	Heritage
	149 (9-over)	PGA
1973 --	151 (7-over)	Masters
	149 (9-over)	American Classic
1972 --	154 (10-over)	U.S. Open
	150 (10-over)	PGA
1971 --	152 (10-over)	Heritage
1970 --	153 (9-over)	U.S. Open
	151 (9-over)	Heritage
	151 (7-over)	Masters
	150 (10-over)	PGA

FEWEST TO MAKE 36-HOLE CUT:

1999 --	70 at Buick Challenge
1998 --	70 at AT&T Pebble Beach National Pro-Am, Buick Challenge
1997 --	70 at United Airlines Hawaiian Open, Kemper Open, British Open, Michelob Championship at Kingsmill
1996 --	70 at Phoenix Open, B.C. Open
1995 --	70 at Phoenix Open
1994 --	70 at Buick Classic, Federal Express
1993 --	70 at New England
1992 --	70 at Texas
1991 --	70 at Buick Classic, Chattanooga
1990 --	70 at Canadian, Texas
1989 --	70 at Doral-Ryder, Memorial, Atlanta, Hardee's, PGA
1988 --	70 at Phoenix
1987 --	70 at Buick, Centel
1986 --	70 at Hawaiian, Heritage, Buick, Anheuser-Busch
1985 --	70 at Atlanta, Quad Cities
1984 --	70 at Atlanta, PGA, Milwaukee
1983 --	70 at Hawaii, Atlanta, Memorial
1982 --	70 at Houston, Disney World
1981 --	70 at Inverrary
1980 --	70 at Doral-Eastern
1979 --	70 at Byron Nelson, Pensacola
1978 --	70 at Tucson, San Diego, Byron Nelson, American Optical, Westchester
1977 --	70 at Hawaiian
1976 --	70 at Heritage
1975 --	70 at B.C. Open
1974 --	70 at Greensboro, American Classic, Sahara
1973 --	70 at Jacksonville, IVB, Southern, Kaiser International
1972 --	70 at Monsanto, Colonial, Cleveland
1971 --	70 at Los Angeles, Tucson, Kaiser International
1970 --	70 at San Diego, Canadian, PGA

FEWEST TO MAKE 54-HOLE CUT:

1999 --	70 at AT&T Pebble Beach National Pro-Am
1998 --	74 at Las Vegas Invitational
1997 --	70 at Las Vegas Invitational
1996 --	77 at Walt Disney World
1995 --	70 at Walt Disney World
1994 --	72 at AT&T Pebble Beach
1993 --	73 at Walt Disney World

PGA TOUR FACTS AND FIGURES (1970-99) ...continued

FEWEST TO MAKE 54-HOLE CUT (cont'd.):

1992 --	72 at Las Vegas Invitational
1991 --	73 at AT&T Pebble Beach
1990 --	78 at AT&T Pebble Beach
1989 --	73 at Las Vegas Invitational
1988 --	72 at Las Vegas Invitational
1987 --	70 at Las Vegas Invitational
1986 --	71 at AT&T Pebble Beach
1985 --	70 at Las Vegas Invitational
1984 --	73 at Bing Crosby
1983 --	75 at Bing Crosby
1982 --	70 at Walt Disney World
1981 --	77 at Bing Crosby
1980 --	75 at Bing Crosby
1979 --	78 at Bing Crosby
1978 --	70 at Bing Crosby
1977 --	73 at Bing Crosby
1976 --	76 at Bing Crosby
1975 --	75 at Bing Crosby
1974 --	71 at Bing Crosby
1973 --	71 at Bing Crosby
1972 --	70 at Bing Crosby
1971 --	80 at Bing Crosby
1970 --	71 at Bing Crosby

MOST TO MAKE 36-HOLE CUT:

1999 --	88 at Greater Milwaukee Open
1998 --	84 at MCI Classic
1997 --	88 at Quad City Classic
1996 --	103 at U.S. Open (10-stroke rule)
	88 at Buick Open
1995 --	103 at British Open (10-stroke rule)
	88 at Quad City Classic
1994 --	88 at Buick Southern Open
1993 --	90 at Buick Invitational
1992 --	85 at PGA
1991 --	84 at Hardee's
1990 --	88 at Buick Classic
1989 --	85 at Phoenix
1988 --	89 at Milwaukee
1987 --	87 at USF&G
1986 --	86 at Phoenix, Southern
1985 --	83 at Buick
1984 --	89 at LaJet
1983 --	87 at PGA
1982 --	90 at Texas
1981 --	91 at Hartford
1980 --	83 at Phoenix
1979 --	88 at Quad Cities
1978 --	85 at New Orleans
1977 --	86 at Doral-Eastern
1976 --	85 at Westchester
1975 --	86 at San Diego
1974 --	84 at B.C. Open
1973 --	90 at Phoenix
1972 --	86 at St. Louis
1971 --	88 at Hartford
1970 --	85 at Kaiser International, Sahara

MOST TO MAKE 54-HOLE CUT:

1999 --	71 at Bob Hope Chrysler Classic, Las Vegas Invitational
1998 --	74 at Las Vegas Invitational
1997 --	77 at AT&T Pebble Beach
1996 --	79 at Las Vegas Invitational
1995 --	80 at Las Vegas Invitational
1994 --	77 at Walt Disney World
1993 --	82 at AT&T Pebble Beach
1992 --	82 at AT&T Pebble Beach
1991 --	80 at Walt Disney World
1990 --	86 at Las Vegas Invitational
1989 --	82 at Walt Disney World
1988 --	76 at AT&T Pebble Beach
1987 --	82 at AT&T Pebble Beach
1986 --	81 at Las Vegas Invitational
1985 --	74 at Walt Disney World
1984 --	83 at Walt Disney World

PGA TOUR FACTS AND FIGURES (1970-99) ...continued

MOST TO MAKE 54-HOLE CUT (cont'd.):

1983 --	80 at Walt Disney World
1982 --	77 at Bing Crosby
1981 --	77 at Bing Crosby
1980 --	75 at Bing Crosby
1979 --	78 at Bing Crosby
1978 --	70 at Bing Crosby
1977 --	73 at Bing Crosby
1976 --	76 at Bing Crosby
1975 --	72 at Bing Crosby
1974 --	71 at Bing Crosby
1973 --	71 at Bing Crosby
1972 --	70 at Bing Crosby
1971 --	80 at Bing Crosby
1970 --	71 at Bing Crosby

MOST TIED FOR LEAD, 18 HOLES:

1999 --	5 at COMPAQ Classic of New Orleans
1998 --	5 at Doral-Ryder Open
1997 --	7 at Greater Milwaukee Open
1996 --	4 at MCI Classic, FedEx St. Jude Classic
1995 --	5 at Buick Invitational of California
1994 --	5 at Western, Deposit Guaranty, Federal Express St. Jude
1993 --	7 at Phoenix
1992 --	6 at Kmart Greater Greensboro
1991 --	5 at USF&G
1990 --	4 at Bob Hope Chrysler, Phoenix, USF&G
1989 --	5 at Kmart Greater Greensboro
1988 --	6 at Buick Open
1987 --	7 at Western
1986 --	6 at Shearson Lehman-Andy Williams
1985 --	4 at Bob Hope, Isuzu Andy Williams, Hawaiian, Colonial
1984 --	7 at Los Angeles
1983 --	4 at Phoenix
1982 --	5 at Greater Milwaukee
1981 --	5 at Hawaiian
1980 --	4 at Kemper
1979 --	5 at Greater Greensboro, U.S. Open
1978 --	7 at TPC
1977 --	7 at U.S. Open
1976 --	4 at Houston, Pensacola
1975 --	6 at Tallahassee
1974 --	5 at B.C. Open
1973 --	6 at Southern
1972 --	6 at U.S. Open
1971 --	4 at Canadian, Greater Hartford
1970 --	7 at Coral Springs

MOST TIED FOR LEAD, 36 HOLES:

1999 --	3 at National Car Rental Golf Classic at Walt Disney World Resort, Buick Challenge, Buick Open, U.S. Open
1998 --	6 at National Car Rental Golf Classic at Walt Disney World Resort
1997 --	3 at Las Vegas, B.C. Open, Greater Vancouver, MasterCard Colonial
1996 --	5 at Greater Vancouver Open, Buick Challenge
1995 --	5 at B.C. Open
1994 --	4 at Northern Telecom
1993 --	4 at Nissan Los Angeles, Deposit Guaranty, H-E-B Texas, Las Vegas
1992 --	4 at Kemper
1991 --	3 at Honda, Buick Classic
1990 --	3 at Bob Hope Chrysler, AT&T Pebble Beach
1989 --	4 at Kmart Greater Greensboro
1988 --	6 at Honda
1987 --	5 at Doral-Ryder
1986 --	4 at Memorial
1985 --	3 at Los Angeles, Doral-Eastern, Masters, St. Jude Memphis
1984 --	3 at Los Angeles, Doral-Eastern, PGA
1983 --	3 at MONY T of C, Miller High Life Quad Cities, Panasonic Las Vegas, Walt Disney World
1982 --	6 at TPC
1981 --	3 at Danny Thomas Memphis, Pleasant Valley
1980 --	4 at Memorial, B.C. Open
1979 --	3 at Hawaiian, Tallahassee
1978 --	5 at Sea Pines Heritage
1977 --	7 at Westchester
1976 --	4 at Greater Greensboro, Pleasant Valley
1975 --	6 at Sahara
1974 --	4 at U.S. Open
1973 --	6 at Liggett & Myers, Shrine Robinson

PGA TOUR FACTS AND FIGURES (1970-99) ...continued

MOST TIED FOR LEAD, 36 HOLES (cont'd.):

1972 -- 6 at U.S. Open
 1971 -- 6 at National Airlines
 1970 -- 3 at Colonial, Dow Jones

MOST TIED FOR LEAD, 54 HOLES:

1999 -- 4 at FedEx St. Jude Classic
 1998 -- 3 at Greater Greensboro Chrysler Classic, MasterCard Colonial, Canon GHO
 1997 -- 4 at THE TOUR Championship
 1996 -- 4 at Walt Disney World/Oldsmobile Classic
 1995 -- 4 at MCI
 1994 -- 3 at Northern Telecom, Phoenix, Shell Houston, Federal Express St. Jude, Las Vegas
 1993 -- 4 at NEC World Series, H-E-B Texas
 1992 -- 4 at GTE Byron Nelson
 1991 -- 4 at Las Vegas
 1990 -- 3 at Nestle, Buick Southern
 1989 -- 3 at Manufacturers Hanover Westchester, Canon Greater Hartford, NEC World Series
 1988 -- 4 at Provident, Centel
 1987 -- 4 at Las Vegas
 1986 -- 4 at Buick Open, Federal Express St. Jude
 1985 -- 3 at Doral-Eastern, TPC, Houston, Pensacola
 1984 -- 5 at Las Vegas
 1983 -- 5 at Colonial
 1982 -- 3 at Miller High-Life Quad Cities
 1981 -- 3 at Memorial, Anheuser-Busch
 1980 -- 3 at Doral-Eastern, World Series
 1979 -- 3 at Glen Campbell Los Angeles
 1978 -- 5 at First NBC New Orleans
 1977 -- 3 at Kemper, Western
 1976 -- 5 at IVB-Philadelphia
 1975 -- 4 at San Antonio-Texas
 1974 -- 4 at Glen Campbell Los Angeles, Houston, Southern
 1973 -- 4 at U.S. Open
 1972 -- 3 at Jackie Gleason's Inverrary, Greater Jacksonville, Liggett & Myers, Southern
 1971 -- 5 at Andy Williams San Diego
 1970 -- 4 at Greater Greensboro

MOST CONSECUTIVE EVENTS IN THE MONEY:

1999 -- 38, Tiger Woods
 1998 -- 53, Vijay Singh
 1997 -- 46, Vijay Singh
 1996 -- 24, Vijay Singh
 1995 -- 14, Jay Haas
 1994 -- 25, Fred Couples
 1993 -- 25, Steve Elkington
 1992 -- 19, Tom Kite
 1991 -- 18, Fred Couples
 1990 -- 17, Larry Mize
 1989 -- 33, Tom Kite
 1988 -- 15, Ben Crenshaw
 1987 -- 19, Greg Norman
 1986 -- 16, Gene Sauers
 1985 -- 14, Tom Kite, Scott Hoch
 1984 -- 21, Jack Nicklaus
 1983 -- 26, Hale Irwin
 1982 -- 53, Tom Kite
 1981 -- 35, Tom Kite
 1980 -- 28, Tom Watson
 1979 -- 17, Hubert Green, Bill Rogers
 1978 -- 86, Hale Irwin
 1977 -- 54, Hale Irwin
 1976 -- 105, Jack Nicklaus
 1975 -- 91, Jack Nicklaus
 1974 -- 74, Jack Nicklaus
 1973 -- 56, Jack Nicklaus
 1972 -- 37, Jack Nicklaus

CONSECUTIVE YEARS WITH WIN:

1999 -- 6, Ernie Els (1994-99)
 1998 -- 6, Phil Mickelson (1993-98)
 1997 -- 6, Greg Norman (1992-97)
 1996 -- 5, Greg Norman (1992-96)
 1995 -- 4, Ben Crenshaw, Lee Janzen, Greg Norman (1992-95)
 1994 -- 5, Fred Couples (1990-94)
 1993 -- 7, Paul Azinger (1987-93)
 1992 -- 6, Paul Azinger (1987-92)
 1991 -- 5, Paul Azinger (1987-91)
 1990 -- 4, Paul Azinger (1987-90)

PGA TOUR FACTS AND FIGURES (1970-99) ...continued

CONSECUTIVE YEARS WITH WIN (cont'd.):

1989 --	7, Curtis Strange (1983-89)
1988 --	6, Curtis Strange (1983-88)
1987 --	7, Tom Kite (1981-87)
1986 --	6, Tom Kite (1981-86)
1985 --	5, Hale Irwin, Tom Kite (1981-85)
1984 --	4, Hale Irwin, Tom Kite (1981-84)
1983 --	4, Johnny Miller (1980-83)
1982 --	6, Bruce Lietzke, Tom Watson (1977-82)
1981 --	14, Lee Trevino (1968-81)
1980 --	13, Lee Trevino (1968-80)
1979 --	12, Lee Trevino (1968-79)
1978 --	17, Jack Nicklaus (1962-78)
1977 --	16, Jack Nicklaus (1962-77)
1976 --	15, Jack Nicklaus (1962-76)
1975 --	14, Jack Nicklaus (1962-75)
1974 --	13, Jack Nicklaus (1962-74)
1973 --	12, Jack Nicklaus (1962-73)
1972 --	11, Jack Nicklaus (1962-72)
1971 --	16, Billy Casper (1956-71)
1970 --	15, Billy Casper (1956-70)

HOLES-IN-ONE BY YEAR:

1999 --	27	1984 --	22
1998 --	27	1983 --	21
1997 --	31	1982 --	25
1996 --	39	1981 --	17
1995 --	35	1980 --	20
1994 --	44	1979 --	25
1993 --	25	1978 --	33
1992 --	33	1977 --	16
1991 --	29	1976 --	16
1990 --	34	1975 --	17
1989 --	32	1974 --	17
1988 --	22	1973 --	26
1987 --	30	1972 --	24
1986 --	21	1971 --	10
1985 --	35	1970 --	15

THREE EAGLES IN ONE ROUND:

1998 --	Brian Kamm, <u>Kemper Open</u>
1995 --	Tommy Tolles, <u>Bell Canadian</u> ; John Adams, <u>Buick Challenge</u>
1994 --	Davis Love, <u>Hawaiian</u> ; Dave Stockton, Jr., <u>Disney</u>
1992 --	Dan Forsman, <u>Honda</u> ; Don Pooley, <u>Texas</u>
1990 --	David Frost, <u>Las Vegas</u>
1981 --	Bruce Lietzke, <u>Hawaiian</u> ; Howard Twitty, <u>Pensacola</u>

DOUBLE EAGLES:

1999 --	Jerry Kelly (Indian Wells CC #14), <u>Bob Hope Chrysler Classic</u> ; Tommy Tolles (Omni Tucson National #2), <u>Touchstone Energy Tucson Open</u> ; Charles Raulerson (Doral #1) <u>Doral-Ryder Open</u> ; Scott Dunlap (TPC at Avenel #6), <u>Kemper Open</u> ; Carlos Franco (Muirfield Village #7), <u>Memorial Tournament</u>
1998 --	Woody Austin (TPC at Avenel #6), <u>Kemper Open</u>
1997 --	David Duval (Tucson National #2), <u>Tucson Chrysler Classic</u> ; Peter Teravainen (Muirfield Village #11), <u>Memorial Tournament</u>
1996 --	Guy Hill, <u>Bell Canadian Open</u> (Glen Abbey GC #18)
1995 --	Per-Ulrik Johansson, <u>PGA Championship</u> (Riviera CC #11); J.L. Lewis, <u>Milwaukee</u> (Brown Deer Park GC #4)
1994 --	Olin Browne, <u>Northern Telecom</u> (Tucson National #2); Jeff Maggert, <u>Masters</u> (Augusta National #13); Mike Donald, <u>Texas</u> (Oak Hills #15)
1993 --	Massy Kuramoto, <u>Deposit Guaranty</u> (Hattiesburg #3); Tom Sieckmann, <u>Kmart GGO</u> (Forest Oaks #9); Bobby Wadkins, <u>Memorial</u> (Muirfield Village #15); Darrell Kestner, <u>PGA</u> (Inverness #13)
1992 --	Mark O'Meara, <u>Bob Hope</u> (Indian Wells #18); Billy Andrade, <u>Las Vegas</u> (LVCC #2)
1991 --	Payne Stewart, <u>Pebble Beach</u> (Spyglass #7); Mark Brooks, <u>Kemper</u> (TPC Avenel #6); Lon Hinkle, <u>Anheuser-Busch</u> (Kingsmill #13); John Daly, <u>Western</u> (Cog Hill #5); Davis Love III, <u>World Series</u> (Firestone #2)
1990 --	Tom Pernice, <u>Phoenix</u> (TPC Scottsdale #15); Gary Koch, <u>Anheuser-Busch</u> (Kingsmill #3); Steve Pate, Jim Gallagher, Jr., <u>International</u> (Castle Pines #17); Greg Bruckner, <u>Southern</u> (Green Island #18)
1989 --	Bill Britton, <u>Anheuser-Busch</u> (Kingsmill #3)
1988 --	Mike Reid, <u>Los Angeles</u> (Riviera #1); Jim Booros, <u>Provident</u> (Valleybrook #17)
1987 --	David Edwards, <u>Andy Williams</u> (Torrey Pines South #17); Dan Halldorson, <u>Provident</u> (Valleybrook #8)
1986 --	Mike Hulbert, <u>Pebble Beach</u> (Cypress Point #10)
1985 --	T.C. Chen, <u>U.S. Open</u> (Oakland Hills #2)
1984 --	Hal Sutton, <u>Byron Nelson</u> (Las Colinas #7); John Adams, <u>Canadian</u> (Glen Abbey #16)
1983 --	NONE
1982 --	Bob Gilder, <u>Westchester</u> (Westchester #18); Pat McGowan, <u>Walt Disney</u> (Palm Course #1)

PGA TOUR FACTS AND FIGURES (1970-99) ...continued

DOUBLE EAGLES (cont'd.):

1981 --	Jim Thorpe, <u>LaJeta</u> (Fairway Oaks)
1980 --	Bruce Lietzke, <u>Inverrary</u> (Inverrary); Fred Marti, <u>Milwaukee</u> (Tuckaway); Stanton Altgelt, <u>IVB</u> (Whitemarsh Valley)
1979 --	Rik Massengale, <u>Tucson</u> (Randolph North); Bob Murphy, <u>Tallahassee</u> (Killearn)
1978 --	Terry Mauney, <u>Hawaiian</u> (Waialae); George Burns, <u>Colonial</u> (Colonial); Jim Nelford, Tommy Valentine, <u>Atlanta</u> (Atlanta CC)
1977 --	Joe Inman, <u>Bob Hope</u> (La Quinta)
1976 --	Lyn Lott, <u>World</u> (Pinehurst No. 2 #16)
1975 --	Lee Elder, <u>Greensboro</u> (Sedgefield); Miller Barber, <u>Canadian</u> (Royal Montreal)
1974 --	George Knudson, <u>Bob Hope</u> (Indian Wells); Larry Wise, <u>Greensboro</u> (Sedgefield)
1973 --	Jerry Heard, <u>Milwaukee</u> (Tuckaway)
1972 --	Bob Murphy, <u>Bing Crosby</u> (Pebble Beach #2); Roy Pace, <u>Houston</u> (Westwood #13)
1971 --	Rod Curl, <u>Greensboro</u> (Sedgefield); Larry Ziegler, <u>Westchester</u> (Westchester)
1970 --	Rod Curl, <u>Memphis</u> (Colonial); Mike Hill, <u>AVCO</u> (Pleasant Valley)

LONGEST BIRDIE STREAK:

1999 --	7	Steve Pate, <u>Masters Tournament</u> ; Ted Tryba, <u>Buick Open</u>
1998 --	6	David Toms, <u>Masters Tournament</u>
1997 --	6	John Cook, <u>Bob Hope Chrysler Classic</u> ; Don Pooley, <u>Bob Hope Chrysler Classic</u> ; Brian Claar, <u>United Airlines Hawaiian Open</u> ; Glen Day, <u>MCI Classic</u> ; David Ogren, <u>MasterCard Colonial</u> ; David Sutherland, <u>B.C. Open</u>
1996 --	7	Greg Norman, <u>Mercedes Championships</u> ; Kirk Triplett, <u>Buick Invitational</u>
1995 --	7	Jay Delsing, <u>FedEx St. Jude Classic</u>
1994 --	7	Keith Clearwater, <u>Colonial</u>
1992 --	6	Gil Morgan, <u>Bob Hope</u> ; Ed Fiori, <u>Phoenix</u> ; Mark Calcavecchia, <u>Masters</u> ; Fred Funk, <u>Houston</u> ; Tom Kite, <u>BellSouth</u> ; Andy Dillard, <u>U.S. Open</u> ; Andy Bean, <u>Chattanooga</u>
1991 --	6	Mark Lye, <u>Phoenix</u> ; Bill Sander, <u>Shearson Lehman</u> ; Mark Brooks, <u>Kmart GGO</u> ; Karl Kimball, <u>Milwaukee</u> ; Chip Beck, <u>Las Vegas</u>
1990 --	7	Steve Elkington, <u>Bob Hope</u> ; Scott Verplank, <u>Milwaukee</u>
1989 --	7	Wayne Grady, <u>Shearson Lehman</u>
1988 --	7	Nick Faldo, <u>T of C</u>
1987 --	8	Dewey Arnette, <u>Buick</u>
1986 --	6	Doug Tewell, <u>Los Angeles</u> ; Don Pooley, <u>USF&G</u> ; Dave Rummells, <u>TPC</u> ; Jack Nicklaus, <u>Memorial</u> ; Kenny Knox, <u>Buick</u> ; Mark Calcavecchia, <u>Milwaukee</u>
1985 --	7	Hubert Green, <u>Western</u>
1984 --	7	Tommy Valentine, <u>Atlanta</u> ; Mike McCullough, <u>Canadian</u> ; Rod Nuckolls, <u>Buick</u>
1983 --	6	Bill Kratzert, <u>Los Angeles</u> ; Mike Sullivan, David Graham, <u>Buick</u>
1982 --	7	Scott Hoch, <u>Bob Hope</u>
1981 --	6	Tom Kite, <u>Pensacola</u>
1980 --	7	George Burns, <u>Westchester</u> ; John Fought, <u>Buick</u>
1979 --	7	John Mahaffey, <u>Bob Hope</u>
1978 --	6	Bob Gilder, <u>Doral-Eastern</u>
1977 --	7	Bobby Walzel, <u>Pensacola</u>
1976 --	8	Fuzzy Zoeller, <u>Quad Cities</u>
1975 --	6	Johnny Miller, <u>Masters</u>
1974 --	6	Gary McCord, <u>Bing Crosby</u> ; Mike McCullough, <u>Bob Hope</u> ; Ben Crenshaw, <u>San Diego</u>
1973 --	6	Dan Sikes, <u>Westchester</u> ; Hale Irwin, <u>World Open</u>
1972 --	7	Bert Yancey, <u>Walt Disney</u>
1971 --	6	Gibby Gilbert, <u>Westchester</u>
1970 --	6	Frank Beard, <u>T of C</u> ; Wilf Homenuik, <u>Azalea</u>

LONGEST BIRDIE/EAGLE STREAK (5 or more):

1999 --	6	Barry Cheesman (B-E-B-B-B), <u>GTE Byron Nelson Classic</u>
1998 --	5	John Daly (B-B-B-B-E), J.L. Lewis (B-B-E-B-B), <u>Bob Hope Chrysler Classic</u> ; Donnie Hammond (B-B-B-B-E), Vijay Singh (B-E-B-B-B), <u>Canon Greater Hartford Open</u> ; Clarence Rose (E-B-B-B-B), <u>B.C. Open</u>
1997 --	6	Andrew Magee (B-B-B-B-E-B), <u>Bob Hope Chrysler Classic</u> ; Tom Purtzer (B-B-B-E-B-B), <u>Sprint International</u>
1996 --	5	Grant Waite (E,B,E,B,B), <u>Phoenix Open</u> ; Neal Lancaster (B,E,B,B,B), <u>U.S. Open</u> ; Steve Stricker (B,E,B,B,B), <u>Motorola Western Open</u>
1995 --	5	Keith Fergus (B,B,B,B,E), <u>Hawaiian</u> ; Ben Crenshaw (B,E,B,B,B), <u>Phoenix</u>
1994 --	5	Ken Green, <u>Phoenix</u> (B,E,B,E,B)
1993 --	5	Rick Fehr, <u>Bob Hope</u> (B,E,B,B,B)
1992 --	5	Chris Tucker, <u>Federal Express</u> (B,E,B,B,B); Lee Janzen, <u>Disney</u> , (E,B,B,B,B)
1991 --	6	Robert Gamez, <u>Milwaukee</u> (B,B,B,E,B,B)
1990 --	6	David Frost, <u>Tucson</u> (B,B,B,B,E)
1989 --	7	Webb Heintzelman, <u>Las Vegas</u> (B,B,B,B,E,B)
1986 --	5	Raymond Floyd, <u>Bob Hope</u> (E,B,B,B,B); Denis Watson, <u>Hartford</u> (B,E,B,B,B)
1983 --	6	Craig Stadler, <u>Buick</u> (B,B,E,B,B,B)
1977 --	7	Al Geiberger, <u>Memphis</u> (B,B,B,B,E,B,B)
1975 --	5	Bob Mitchell, <u>Memphis</u> (B,B,B,B,E)

BEST COME-FROM-BEHIND, FINAL-ROUND WIN:

1999 --	10 strokes, Paul Lawrie, <u>British Open</u> (PGA TOUR record)
1998 --	8 strokes, Scott Simpson, <u>Buick Invitational</u>
1997 --	5 strokes, Frank Nobile, <u>Greater Greensboro Chrysler Classic</u> ; Justin Leonard, <u>Kemper Open</u> ; Justin Leonard, <u>British Open</u>

PGA TOUR FACTS AND FIGURES (1970-99) ...continued

BEST COME-FROM-BEHIND, FINAL-ROUND WIN (cont'd.):

1996 --	6 strokes, Nick Faldo, <u>Masters Tournament</u>
1995 --	7 strokes, Jim Gallagher, Jr., <u>Kmart GGO</u> ; Payne Stewart, <u>Shell Houston Open</u>
1994 --	7 strokes, Nick Price, <u>Colonial</u>
1993 --	5 strokes, Vijay Singh, <u>Buick Classic</u>
1992 --	5 strokes, Lanny Wadkins, <u>Canon GHO</u> ; David Edwards, <u>Memorial</u> ; Mark Carnevale, <u>Chattanooga</u>
1991 --	7 strokes, Mark Brooks, <u>Kmart GGO</u> ; Fulton Allem, <u>IJAO</u>
1990 --	8 strokes, Chip Beck, <u>Buick Open</u>
1989 --	7 strokes, Mike Sullivan, <u>IJAO</u>
1988 --	7 strokes, Sandy Lyle, <u>Phoenix</u>
1987 --	6 strokes, Corey Pavin, <u>Hawaiian</u> ; Larry Nelson, <u>Walt Disney</u>
1986 --	7 strokes, Tom Kite, <u>Western</u>
1985 --	8 strokes, Hal Sutton, <u>Memphis</u>
1984 --	7 strokes, Ronnie Black, <u>Anheuser-Busch</u>
1983 --	8 strokes, Mark Lye, <u>Bank of Boston</u>
1982 --	6 strokes, Tom Kite, <u>Bay Hill</u>
1981 --	6 strokes, Raymond Floyd, <u>TPC</u>
1980 --	6 strokes, Peter Jacobsen, <u>Buick</u>
1979 --	6 strokes, Raymond Floyd, <u>Greensboro</u> ; Lou Graham, <u>IVB</u> ; Fuzzy Zoeller, <u>Masters</u>
1978 --	7 strokes, Gary Player, <u>Masters</u> , <u>T of C</u> ; John Mahaffey, <u>PGA</u>
1977 --	6 strokes, Lanny Wadkins, <u>PGA</u> ; Miller Barber, <u>Anheuser-Busch</u>
1976 --	5 strokes, Al Geiberger, <u>Western</u>
1975 --	7 strokes, Roger Maltbie, <u>Quad Cities</u>
1974 --	6 strokes, Tom Watson, <u>Western</u>
1973 --	6 strokes, Johnny Miller, <u>U.S. Open</u>
1972 --	5 strokes, Grier Jones, <u>Hawaiian</u>
1971 --	5 strokes, Gene Littler, <u>Colonial</u>
1970 --	7 strokes, Pete Brown, <u>San Diego</u>

THREE OR MORE VICTORIES:

1999 --	8	Tiger Woods, <u>Buick Invitational</u> , <u>Memorial Tournament</u> , <u>Motorola Western Open</u> , <u>PGA Championship</u> , <u>World Golf Championships-NEC Invitational</u> , <u>National Car Rental Golf Classic at Walt Disney World Resort</u> , <u>The TOUR Championship</u> , <u>World Golf Championships-American Express Championship</u>
	4	David Duval, <u>Mercedes Championships</u> , <u>Bob Hope Chrysler Classic</u> , <u>THE PLAYERS Championship</u> , <u>BellSouth Classic</u>
1998 --	4	David Duval, <u>Tucson Chrysler Classic</u> , <u>Shell Houston Open</u> , <u>NEC World Series of Golf</u> , <u>Michelob Championship at Kingsmill</u>
1997 --	4	Tiger Woods, <u>Mercedes Championships</u> , <u>Masters</u> , <u>GTE Byron Nelson</u> , <u>Motorola Western Open</u>
	3	David Duval, <u>Michelob</u> , <u>Walt Disney World/Oldsmobile</u> , <u>THE TOUR Championship</u>
1996 --	4	Phil Mickelson, <u>Nortel Open</u> , <u>Phoenix Open</u> , <u>GTE Byron Nelson Classic</u> , <u>NEC World Series of Golf</u>
	3	Mark Brooks, <u>Bob Hope Chrysler Classic</u> , <u>Shell Houston Open</u> , <u>PGA Championship</u>
1995 --	3	Lee Janzen, <u>PLAYERS</u> , <u>Kemper</u> , <u>Sprint</u> ; Greg Norman, <u>Memorial</u> , <u>Hartford</u> , <u>NEC WSOG</u>
1994 --	5	Nick Price, <u>Honda</u> , <u>Colonial</u> , <u>Western</u> , <u>PGA</u> , <u>Canadian</u>
	3	Mark McCumber, <u>Anheuser-Busch</u> , <u>Hardee's</u> , <u>TOUR Championship</u>
1993 --	4	Nick Price, <u>PLAYERS</u> , <u>Canon GHO</u> , <u>Western</u> , <u>Federal Express</u>
	3	Paul Azinger, <u>Memorial</u> , <u>New England</u> , <u>PGA</u>
1992 --	3	Fred Couples, <u>Los Angeles</u> , <u>Nestle</u> , <u>Masters</u> ; Davis Love III, <u>PLAYERS</u> , <u>MCI</u> , <u>Kmart GGO</u> ; John Cook, <u>Bob Hope</u> , <u>Hawaiian</u> , <u>Las Vegas</u>
1991 --	NONE	
1990 --	4	Wayne Levi, <u>Atlanta</u> , <u>Western</u> , <u>Canon GHO</u> , <u>Canadian</u>
1989 --	3	Tom Kite, <u>Nestle</u> , <u>PLAYERS</u> , <u>Nabisco</u>
1988 --	4	Curtis Strange, <u>Houston</u> , <u>Memorial</u> , <u>U.S. Open</u> , <u>Nabisco</u>
	3	Sandy Lyle, <u>Phoenix</u> , <u>Greensboro</u> , <u>Masters</u>
1987 --	3	Curtis Strange, <u>Canadian</u> , <u>St. Jude</u> , <u>World Series</u> ; Paul Azinger, <u>Phoenix</u> , <u>Las Vegas</u> , <u>Hartford</u>
1986 --	4	Bob Tway, <u>Andy Williams</u> , <u>Westchester</u> , <u>Atlanta</u> , <u>PGA</u>
	3	Fuzzy Zoeller, <u>Pebble Beach</u> , <u>Heritage</u> , <u>Anheuser-Busch</u>
1985 --	3	Curtis Strange, <u>Honda</u> , <u>Las Vegas</u> , <u>Canadian</u> ; Lanny Wadkins, <u>Bob Hope</u> , <u>Los Angeles</u> , <u>Disney</u>
1984 --	3	Tom Watson, <u>Tucson Match Play</u> , <u>T of C</u> , <u>Western</u> ; Denis Watson, <u>Buick</u> , <u>World Series</u> , <u>Las Vegas</u>
1983 --	NONE	
1982 --	4	Calvin Peete, <u>Milwaukee</u> , <u>Anheuser-Busch</u> , <u>B.C. Open</u> , <u>Pensacola</u> ; Craig Stadler, <u>Tucson</u> , <u>Masters</u> , <u>Kemper</u> , <u>World Series</u>
	3	Tom Watson, <u>Los Angeles</u> , <u>Heritage</u> , <u>U.S. Open</u> ; Raymond Floyd, <u>Memorial</u> , <u>Memphis</u> , <u>PGA</u> ; Lanny Wadkins, <u>Phoenix</u> , <u>T of C</u> , <u>Buick</u> ; Bob Gilder, <u>Byron Nelson</u> , <u>Westchester</u> , <u>Bank of Boston</u>
1981 --	3	Bruce Lietzke, <u>Bob Hope</u> , <u>San Diego</u> , <u>Byron Nelson</u> ; Tom Watson, <u>Masters</u> , <u>New Orleans</u> , <u>Atlanta</u> ; Raymond Floyd, <u>Doral-Eastern</u> , <u>TPC</u> , <u>Westchester</u> ; Bill Rogers, <u>Heritage</u> , <u>World Series</u> , <u>Texas</u>
1980 --	6	Tom Watson, <u>San Diego</u> , <u>Los Angeles</u> , <u>T of C</u> , <u>New Orleans</u> , <u>Byron Nelson</u> , <u>World Series</u>
	3	Lee Trevino, <u>TPC</u> , <u>Memphis</u> , <u>Texas</u>
1979 --	5	Tom Watson, <u>Heritage</u> , <u>T of C</u> , <u>Byron Nelson</u> , <u>Memorial</u> , <u>Hall of Fame</u>
	3	Lou Graham, <u>IVB</u> , <u>American Optical</u> , <u>Texas</u>
1978 --	5	Tom Watson, <u>Tucson</u> , <u>Bing Crosby</u> , <u>Byron Nelson</u> , <u>Hall of Fame</u> , <u>Anheuser-Busch</u>
	3	Gary Player, <u>Masters</u> , <u>T of C</u> , <u>Houston</u> ; Andy Bean, <u>Kemper</u> , <u>Memphis</u> , <u>Western</u> ; Jack Nicklaus, <u>Inverrary</u> , <u>TPC</u> , <u>IVB</u>

PGA TOUR FACTS AND FIGURES (1970-99) ...continued

THREE OR MORE VICTORIES (cont'd.):

1977 --	4	Tom Watson, <u>Pebble Beach</u> , <u>San Diego</u> , <u>Masters</u> , <u>Western</u>
	3	Jack Nicklaus, <u>Inverrary</u> , <u>T of C</u> , <u>Memorial</u> ; Hale Irwin, <u>Atlanta</u> , <u>Hall of Fame</u> , <u>Texas</u>
1976 --	3	Hubert Green, <u>Doral-Eastern</u> , <u>Jacksonville</u> , <u>Heritage</u> ; Ben Crenshaw, <u>Pebble Beach</u> , <u>Hawaiian</u> , <u>Ohio Kings Island</u>
1975 --	5	Jack Nicklaus, <u>Doral-Eastern</u> , <u>Heritage</u> , <u>Masters</u> , <u>PGA</u> , <u>World</u>
	4	Johnny Miller, <u>Tucson</u> , <u>Phoenix</u> , <u>Bob Hope</u> , <u>Kaiser International</u>
	3	Gene Littler, <u>Bing Crosby</u> , <u>Memphis</u> , <u>Westchester</u>
1974 --	8	Johnny Miller, <u>Bing Crosby</u> , <u>Phoenix</u> , <u>Tucson</u> , <u>Heritage</u> , <u>T of C</u> , <u>Westchester</u> , <u>World</u> , <u>Kaiser International</u>
	3	Hubert Green, <u>Bob Hope</u> , <u>Jacksonville</u> , <u>IVB</u> ; Dave Stockton, <u>Los Angeles</u> , <u>Quad Cities</u> , <u>Hartford</u>
1973 --	7	Jack Nicklaus, <u>Bing Crosby</u> , <u>New Orleans</u> , <u>T of C</u> , <u>Atlanta</u> , <u>PGA</u> , <u>Ohio Kings Island</u> , <u>Walt Disney</u>
	4	Tom Weiskopf, <u>Colonial</u> , <u>Kemper</u> , <u>IVB</u> , <u>Canadian</u> ; Bruce Crampton, <u>Phoenix</u> , <u>Tucson</u> , <u>Houston</u> , <u>American Classic</u>
1972 --	7	Jack Nicklaus, <u>Bing Crosby</u> , <u>Doral-Eastern</u> , <u>Masters</u> , <u>U.S. Open</u> , <u>Westchester</u> , <u>Match Play</u> , <u>Walt Disney</u>
	3	Lee Trevino, <u>Memphis</u> , <u>Hartford</u> , <u>St. Louis</u>
1971 --	5	Lee Trevino, <u>Tallahassee</u> , <u>Memphis</u> , <u>U.S. Open</u> , <u>Canadian</u> , <u>Sahara</u>
	4	Jack Nicklaus, <u>PGA</u> , <u>T of C</u> , <u>Byron Nelson</u> , <u>Walt Disney</u>
	3	Arnold Palmer, <u>Bob Hope</u> , <u>Florida Citrus</u> , <u>Westchester</u>
1970 --	4	Billy Casper, <u>Los Angeles</u> , <u>Masters</u> , <u>IVB</u> , <u>AVCO</u>

WIRE-TO-WIRE WINNERS (no ties):

1999 --	Jesper Parnevik, <u>Greater Greensboro Chrysler Classic</u> ; David Toms, <u>Sprint International</u>
1998 --	NONE
1997 --	Steve Jones, <u>Phoenix Open</u> ; Steve Elkington, <u>THE PLAYERS Championship</u> ; Nick Price, <u>MCI Classic</u> ; Ernie Els, <u>Buick Classic</u>
1996 --	Tim Herron, <u>Honda Classic</u> ; Ernie Els, <u>Buick Classic</u> ; Scott Hoch, <u>Michelob Championship at Kingsmill</u>
1995 --	NONE
1994 --	Greg Norman, <u>PLAYERS</u> ; Mike Springer, <u>Kmart GGO</u> ; Bob Estes, <u>Texas</u>
1993 --	Howard Twitty, <u>Hawaiian</u> ; Nick Price, <u>Western</u>
1992 --	Fred Couples, <u>Nestle</u> ; David Frost, <u>Hardee's</u>
1991 --	NONE
1990 --	Jose Maria Olazabal, <u>World Series</u> ; Tim Simpson, <u>Disney</u>
1989 --	Ian Baker-Finch, <u>Colonial</u>
1988 --	Steve Pate, <u>T of C</u> ; Larry Nelson, <u>Atlanta</u> ; Bob Lohr, <u>Disney</u> ; Curtis Strange, <u>Nabisco</u>
1987 --	Joey Sindelar, <u>B.C. Open</u> ; Tom Watson, <u>Nabisco</u>
1986 --	NONE
1985 --	Tom Kite, <u>T of C</u>
1984 --	Greg Norman, <u>Kemper</u>
1983 --	Hal Sutton, <u>PGA</u> ; Nick Price, <u>World Series</u>
1982 --	Bob Gilder, <u>Westchester</u> ; Ray Floyd, <u>PGA</u> ; Tim Norris, <u>Hartford</u>
1981 --	NONE
1980 --	Tom Watson, <u>T of C</u> , <u>Byron Nelson</u> ; Bruce Lietzke, <u>Colonial</u> ; Scott Hoch, <u>Quad Cities</u>
1979 --	Bruce Lietzke, <u>Tucson</u> ; Tom Watson, <u>Heritage</u> , <u>T of C</u>
1978 --	Tom Watson, <u>Tucson</u>
1977 --	Rik Massengale, <u>Bob Hope</u> ; Andy Bean, <u>Doral-Eastern</u> ; Lee Trevino, <u>Canadian</u> ; Jerry Pate, <u>Southern</u>
1976 --	Raymond Floyd, <u>Masters</u> ; Mark Hayes, <u>Byron Nelson</u>
1975 --	Johnny Miller, <u>Tucson</u> ; Tom Weiskopf, <u>Greensboro</u> ; Al Geiberger, <u>TPC</u>
1974 --	Johnny Miller, <u>Tucson</u> , <u>Heritage</u> ; Allen Miller, <u>Tallahassee</u> ; Ed Sneed, <u>Milwaukee</u>
1973 --	Lee Trevino, <u>Doral-Eastern</u> ; Homero Blancas, <u>Monsanto</u>
1972 --	Jack Nicklaus, <u>Masters</u> ; Dave Hill, <u>Monsanto</u>
1971 --	Jack Nicklaus, <u>PGA</u> ; Arnold Palmer, <u>Westchester</u>
1970 --	Tony Jacklin, <u>U.S. Open</u>

PGA TOUR VICTORIES BY BUY.COM TOUR ALUMNI

When Notah Begay III won the Reno-Tahoe Open last August, he became the 34th former BUY.COM TOUR player to win on the PGA TOUR. Upon adding his second victory of the season, the Michelob Championship at Kingsmill, Begay became the first BUY.COM TOUR graduate to win twice in his rookie season. John Daly started the winning trend when, after being a member of the inaugural BUY.COM TOUR (then called the Ben Hogan Tour) in 1990, he won the 1991 PGA Championship as a PGA TOUR rookie. Since then, BUY.COM TOUR alumni have won 72 official PGA TOUR events, including a record 19 times last year.

Victories by Player (BUY.COM TOUR years follow player's name)

ELEVEN PGA TOUR VICTORIES

David Duval — 1993-94

1997 Michelob Championship at Kingsmill
1997 Walt Disney World/Oldsmobile Classic
1997 THE TOUR Championship
1998 Tucson Chrysler Classic
1998 Shell Houston Open
1998 NEC World Series of Golf
1998 Michelob Championship at Kingsmill
1999 Mercedes Championships
1999 Bob Hope Chrysler Classic
1999 THE PLAYERS Championship
1999 BellSouth Classic

SEVEN PGA TOUR VICTORIES

Ernie Els — 1991

1994 U.S. Open
1995 GTE Byron Nelson Classic
1996 Buick Classic
1997 U.S. Open
1997 Buick Classic
1998 Bay Hill Invitational
1999 Nissan Open

FOUR PGA TOUR VICTORIES

John Daly — 1990

1991 PGA Championship
1992 B.C. Open
1994 BellSouth Classic
1995 British Open

Jim Furyk — 1993-94

1995 Las Vegas Invitational
1996 United Airlines Hawaiian Open
1998 Las Vegas Invitational
1999 Las Vegas Invitational

Tom Lehman — 1990-91

1994 Memorial Tournament
1995 Colonial National Invitation
1996 British Open
1996 THE TOUR Championship

THREE PGA TOUR VICTORIES

Stuart Appleby — 1995

1997 Honda Classic
1998 Kemper Open
1999 Shell Houston Open

Tim Herron — 1995

1996 Honda Classic
1997 LaCantera Texas Open
1999 Bay Hill Invitational

David Toms — 1990, 1995

1997 Quad City Classic
1999 Kemper Open
1999 Sprint International

TWO PGA TOUR VICTORIES

Notah Begay III — 1995-98

1999 Reno-Tahoe Open
1999 Michelob Championship at Kingsmill

Olin Browne — 1990-91, 1993-95

1998 Canon Greater Hartford Open
1999 MasterCard Colonial

Brian Henninger — 1991-92, 1994

1994 Deposit Guaranty Golf Classic
1999 Southern Farm Bureau Classic

Jeff Maggert — 1990

1993 Walt Disney World/Oldsmobile Classic
1999 World Golf Championships-Andersen Consulting Match Play Championship

Mike Springer — 1990-91, 1993, 1997

1994 Kmart Greater Greensboro Open
1994 Greater Milwaukee Open

Steve Stricker — 1990-93

1996 Kemper Open
1996 Motorola Western Open

Ted Tryba — 1991-92

1995 Anheuser-Busch Golf Classic
1999 FedEx St. Jude Classic

ONE PGA TOUR VICTORY

Woody Austin — 1994, 1998

1995 Buick Open

Guy Boros — 1993

1996 Greater Vancouver Open

Brandel Chamblee — 1990

1998 Greater Vancouver Open

Stewart Cink — 1996

1997 Canon Greater Hartford Open

Trevor Dodds — 1992, 1997

1998 Greater Greensboro Chrysler Classic

Joe Durant — 1991, 1994-96

1998 Motorola Western Open

Brent Geiberger — 1995-96

1999 Canon Greater Hartford Open

Paul Goydos — 1991-93

1996 Bay Hill Invitational

J.P. Hayes — 1993-94, 1996

1998 Buick Classic

Mike Heinen — 1993

1994 Shell Houston Open

J.L. Lewis — 1993-94, 1997

1999 John Deere Classic

Steve Lowery — 1992

1994 Sprint International

Jim McGovern — 1990

1993 Shell Houston Open

John Morse — 1993-94

1995 United Airlines Hawaiian Open

Tom Pernice, Jr. — 1990, 1992, 1995-96 victory

1999 Buick Open

Chris Perry — 1994

1998 B.C. Open

Clarence Rose — 1995

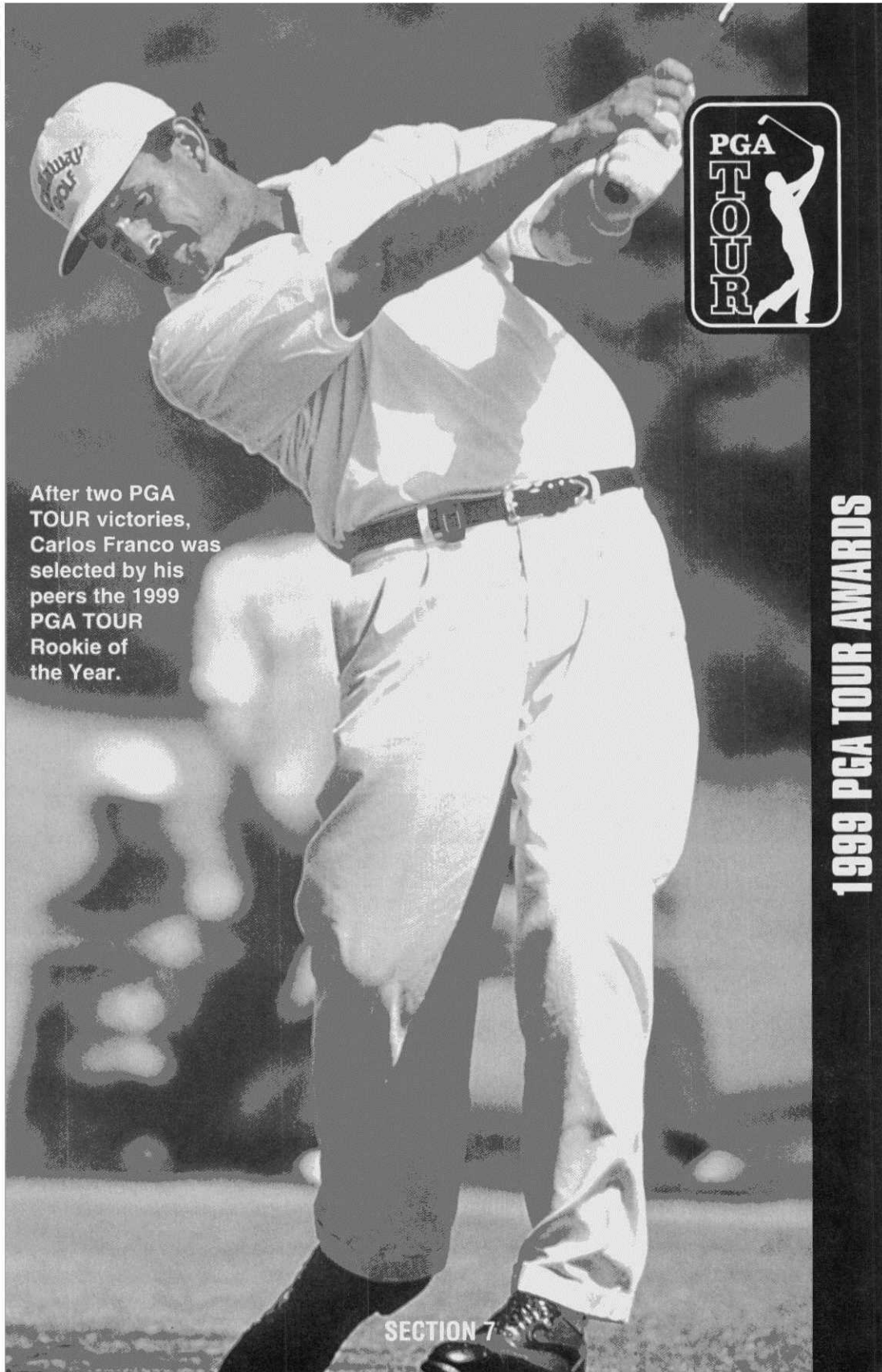
1996 Sprint International

Mike Standly — 1990


1993 Freeport-McMoRan Classic

Willie Wood — 1996

1996 Deposit Guaranty Golf Classic



After two PGA TOUR victories, Carlos Franco was selected by his peers the 1999 PGA TOUR Rookie of the Year.



1999 PGA TOUR AWARDS

SECTION 7

PGA TOUR AWARDS

The 1999 PGA TOUR Awards were presented during the Mercedes Championships, January 4-11, 2000.

JACK NICKLAUS AWARD

Awarded annually to the PGA TOUR Player of the Year based on the balloting of the membership.

1990	Wayne Levi	1995	Greg Norman
1991	Fred Couples	1996	Tom Lehman
1992	Fred Couples	1997	Tiger Woods
1993	Nick Price	1998	Mark O'Meara
1994	Nick Price	1999	Tiger Woods

ARNOLD PALMER AWARD

Awarded annually to the PGA TOUR's leading money-winner.

1981	Tom Kite	\$ 375,699	1990	Greg Norman	\$1,165,477
1982	Craig Stadler	\$ 446,462	1991	Corey Pavin	\$ 979,430
1983	Hal Sutton	\$ 426,668	1992	Fred Couples	\$1,344,188
1984	Tom Watson	\$ 476,260	1993	Nick Price	\$1,478,557
1985	Curtis Strange	\$ 542,321	1994	Nick Price	\$1,499,927
1986	Greg Norman	\$ 653,296	1995	Greg Norman	\$1,654,959
1987	Curtis Strange	\$ 925,941	1996	Tom Lehman	\$1,780,159
1988	Curtis Strange	\$1,147,644	1997	Tiger Woods	\$2,066,833
1989	Tom Kite	\$1,395,278	1998	David Duval	\$2,591,031
			1999	Tiger Woods	\$6,616,585

BYRON NELSON AWARD

The Byron Nelson Award is based on each player's adjusted scoring average. The adjusted score is computed from the average score of the field at each tournament. As a result, a player's score may be higher or lower than his actual score. Actual scoring average was used to determine the scoring leader prior to 1988.

In order to qualify for the Byron Nelson Award, a player must compete in a minimum of 50 official rounds on the PGA TOUR.

The Byron Nelson Award also has been given each year since 1983 to the scoring leader on the SENIOR PGA TOUR.

1980	Lee Trevino	69.73	1990	Greg Norman	69.10
1981	Tom Kite	69.80	1991	Fred Couples	69.59
1982	Tom Kite	70.21	1992	Fred Couples	69.38
1983	Raymond Floyd	70.61	1993	Greg Norman	68.90
1984	Calvin Peete	70.56	1994	Greg Norman	68.81
1985	Don Pooley	70.36	1995	Greg Norman	69.06
1986	Scott Hoch	70.08	1996	Tom Lehman	69.32
1987	David Frost	70.09	1997	Nick Price	68.98
1988	Greg Norman	69.38	1998	David Duval	69.13
1989	Payne Stewart	*69.485	1999	Tiger Woods	68.43

*Had to be carried a decimal further to determine winner

PAYNE STEWART AWARD

Beginning in 2000, an award honoring Payne Stewart will be presented each year to a PGA TOUR member who best represents the professionalism and commitment to charity, golf tradition and personal presentation that Stewart exemplified. Stewart died in a plane accident on October 25, 1999.

A significant grant presented by Southern Company will accompany the award. The grant will support several initiatives in Stewart's name, including Payne and Tracey Stewart's primary charity, The Stewart Family Foundation and a charity designated by the award winner.

The award presentation will be made annually at THE TOUR Championship, which is presented by Southern Company. The concept for a Payne Stewart Award statue, similar in scale to the Byron Nelson Award and Jack Nicklaus Trophy, was to be unveiled in January at the PGA TOUR Awards Dinner at the Mercedes Championships.

Nominees and the winner will be selected by the Commissioner's Office, in consultation with a three-member panel: the current chairman of the Players Advisory Council, one of the TOUR's independent Policy Board directors and a member of the national golf media.

Nominations will be based on a player sharing Stewart's respect for the traditions of the game, his commitment to uphold the game's heritage of charitable support, and his professional and meticulous presentation of himself and the sport through his dress and conduct.



PAYNE STEWART 1957-1999

- Devoted family man, is survived by wife, Tracey; daughter , Chelsea and son, Aaron.
- Noted competitor, winner of 11 events in his PGA TOUR career including 1989 PGA Championship and 1991 and 1999 U.S. Opens.
- Career earnings of \$11,737,008.
- Represented the United States on five Ryder Cup teams, and was praised for his sportsmanship in the 1999 matches.
- Known for his support of charity, donated 1987 Bay Hill Invitational winner's check of \$108,000 to Florida Hospital Circle of Friends in memory of his late father. In October 1999, donated \$500,000 to the First Baptist Church of Orlando.

PGA TOUR ROOKIE OF THE YEAR

1990	Robert Gamez	1995	Woody Austin
1991	John Daly	1996	Tiger Woods
1992	Mark Carnevale	1997	Stewart Cink
1993	Vijay Singh	1998	Steve Flesch
1994	Ernie Els	1999	Carlos Franco

PGA TOUR COMEBACK PLAYER OF THE YEAR

1991	Bruce Fleisher, D.A. Weibring	1995	Bob Tway
1992	John Cook	1996	Steve Jones
1993	Howard Twitty	1997	Bill Glasson
1994	Hal Sutton	1998	Scott Verplank
		1999	Steve Pate

PGA TOUR LIFETIME ACHIEVEMENT AWARD

The PGA TOUR Lifetime Achievement Award honors individuals "who have made outstanding contributions to the PGA TOUR over an extended period of time through their performances on the golf course as well as (through) their actions off the course in serving as ambassadors of the game."

The first PGA TOUR Lifetime Achievement Award was presented to "The Squire," Gene Sarazen, at the 1996 PGA TOUR Awards Dinner at La Costa Resort and Spa in Carlsbad, CA. Subsequent honorees have been Byron Nelson, Arnold Palmer and Sam Snead.

PGA TOUR PLAYERS OF THE MONTH

A PGA TOUR Player of the Month is selected by a five-member media panel. The monthly winners receive special medals commemorating their selection.

1994		1996		1998	
January	Phil Mickelson	January	Phil Mickelson	January	Phil Mickelson
February	Corey Pavin	February	Scott Simpson	February	John Huston
March	Greg Norman	March	Tim Herron	March	Justin Leonard
April	Hale Irwin	April	Nick Faldo	April	Mark O'Meara
May	Tom Lehman	May	Corey Pavin	May	Fred Couples
June	Ernie Els	June	Steve Jones	June	Lee Janzen
July	Nick Price	July	Tom Lehman	July	Mark O'Meara
August	Nick Price	August	Mark Brooks	August	Vijay Singh
September	Mark McCumber	September	Fred Funk	September	Billy Andrade
October	Mark McCumber	October	Tom Lehman	October	Hal Sutton
1995		1997		1999	
January	Phil Mickelson	January	Tiger Woods	January	David Duval
February	Peter Jacobsen	February	Paul Stankowski	February	Tiger Woods
March	Nick Faldo	March	Steve Elkington	March	David Duval
April	Davis Love III	April	Tiger Woods	April	Jose Maria Olazabal
May	Ernie Els	May	Tiger Woods	May	Rich Beem
June	Greg Norman	June	Ernie Els	June	Payne Stewart
July	John Daly	July	Justin Leonard	July	Paul Lawrie
August	Steve Elkington	August	Davis Love III	August	Tiger Woods
September	Hal Sutton	September	Steve Jones	September	Hal Sutton
October	Billy Mayfair	October	David Duval	October	Tiger Woods
				November	Tiger Woods

Multiple Winners

David Duval (3)	October 1997, January 1999, March 1999
Steve Elkington (2)	August 1995, March 1997
Ernie Els (2)	June 1994, May 1995, June 1997
Nick Faldo (2)	March 1995, April 1996
Steve Jones (2)	June 1996, September 1997
Tom Lehman (3)	May 1994, July 1996, October 1996
Justin Leonard (2)	July 1997, March 1998
Davis Love III (2)	April 1995, August 1997
Mark McCumber (2)	September 1994, October 1994
Phil Mickelson (4)	January 1994, January 1995, January 1996, January 1998
Greg Norman (2)	March 1994, June 1995
Mark O'Meara (2)	April 1998, July 1998
Corey Pavin (2)	February 1994, May 1996
Nick Price (2)	July 1994, August 1994
Hal Sutton (3)	September 1995, October 1998, September 1999
Tiger Woods (7)	January 1997, April 1997, May 1997, February 1999, August 1999, October 1999, November 1999

OTHER AWARDS WON BY PGA TOUR GOLFERS

SPORTING NEWS MAN OF THE YEAR

1971 Lee Trevino

SPORTS ILLUSTRATED SPORTSMAN OF THE YEAR

1960 Arnold Palmer
1964 Ken Venturi
1971 Lee Trevino
1978 Jack Nicklaus
1996 Tiger Woods

ASSOCIATED PRESS MALE ATHLETE OF THE YEAR

1932 Gene Sarazen
1944 Byron Nelson
1945 Byron Nelson
1953 Ben Hogan
1971 Lee Trevino
1997 Tiger Woods
1999 Tiger Woods

PGA TOUR CHARITY OF THE YEAR AWARD

The PGA TOUR Charity of the Year Award was started in 1987. Charities are nominated by the PGA TOUR Tournaments Association (PGATTA) and voted on by the PGA TOUR Policy Board.

Year	Charity	Tournament
1987	Egleston Hospital for Children	BellSouth Classic
1988	Siskin Memorial Foundation	Chattanooga Classic
1989	Bobby Benson Foundation	United Airlines Hawaiian Open
1990	Salesmanship Club	GTE Byron Nelson Classic
1991	Arrowhead Ranch for Boys	Hardee's Golf Classic
1992	United Health Services System	B.C. Open
1993	Chinquapin School	Shell Houston Open
1994	Louisiana Children's Research Center for Development and Learning	Freeport-McMoRan Classic
1995	The Pro Kids Golf Academy	Buick Invitational
1996	The Thunderbird Youth Fund	Phoenix Open
1997	Martha's Kitchen	Bob Hope Chrysler Classic
1998	St. Jude Children's Research Hospital	FedEx St. Jude Classic
1999	Louisiana Chapter of Operation Smile	COMPAQ Classic of New Orleans

CARD WALKER AWARD

The Card Walker Award is given annually by the PGA TOUR to the person who or group which has made significant contributions to the support of Junior Golf.

1981 Mrs. Lou Smith	1991 American Junior Golf Association
1982 Frank Emmet	1992 Bill Dickey
1983 Jack Nicklaus	1993 Western Golf Association
1984 Sally Carroll	1994 Fred Engh
1985 Don Padgett, Sr.	1995 Ryder System, Inc.
1986 Chi Chi Rodriguez	1996 Sandy LaBauve
1987 James S. Kemper	1997 Kansas City Golf Foundation
1988 William V. Powers	1998 Renee Powell
1989 Selina Johnson	1999 Jack Stephens
1990 Tucson Conquistadores	

VARDON TROPHY

The Vardon Trophy, named in honor of famed British golfer Harry Vardon, is awarded annually by the PGA of America.

From 1947 to 1987, the Vardon Trophy was awarded to the professional golfer with the lowest scoring average. In 1988, the criteria were adjusted to award the Vardon Trophy to the touring professional with the lowest adjusted scoring average based on a minimum of 60 official rounds in events cosponsored or approved by the PGA TOUR.

Any player with an incomplete round is ineligible to win the Vardon Trophy.

Year	Winner	Average	Year	Winner	Average
1937	Harry Cooper	*500	1969	Dave Hill	70.34
1938	Sam Snead	*520	1970	Lee Trevino	70.64
1939	Byron Nelson	*473	1971	Lee Trevino	70.27
1940	Ben Hogan	*423	1972	Lee Trevino	70.89
1941	Ben Hogan	*494	1973	Bruce Crampton	70.57
1942-			1974	Lee Trevino	70.53
1946	No Awards-World War II		1975	Bruce Crampton	70.51
1947	Jimmy Demaret	69.90	1976	Don January	70.56
1948	Ben Hogan	69.30	1977	Tom Watson	70.32
1949	Sam Snead	69.37	1978	Tom Watson	70.16
1950	Sam Snead	69.23	1979	Tom Watson	70.27
1951	Lloyd Mangrum	70.05	1980	Lee Trevino	69.73
1952	Jack Burke	70.54	1981	Tom Kite	69.80
1953	Lloyd Mangrum	70.22	1982	Tom Kite	70.21
1954	E. J. Harrison	70.41	1983	Raymond Floyd	70.61
1955	Sam Snead	69.86	1984	Calvin Peete	70.56
1956	Cary Middlecoff	70.35	1985	Don Pooley	70.36
1957	Dow Finsterwald	70.30	1986	Scott Hoch	70.08
1958	Bob Rosburg	70.11	1987	Dan Pohl	70.25
1959	Art Wall	70.35	1988	Chip Beck	69.46
1960	Billy Casper	69.95	1989	Greg Norman	69.49
1961	Arnold Palmer	69.85	1990	Greg Norman	69.10
1962	Arnold Palmer	70.27	1991	Fred Couples	69.59
1963	Billy Casper	70.58	1992	Fred Couples	69.38
1964	Arnold Palmer	70.01	1993	Nick Price	69.11
1965	Billy Casper	70.85	1994	Greg Norman	68.81
1966	Billy Casper	70.27	1995	Steve Elkington	69.62
1967	Arnold Palmer	70.18	1996	Tom Lehman	69.32
1968	Billy Casper	69.82	1997	Nick Price	68.98
			1998	David Duval	69.13
			1999	Tiger Woods	68.43

*Point system used, 1937-41.


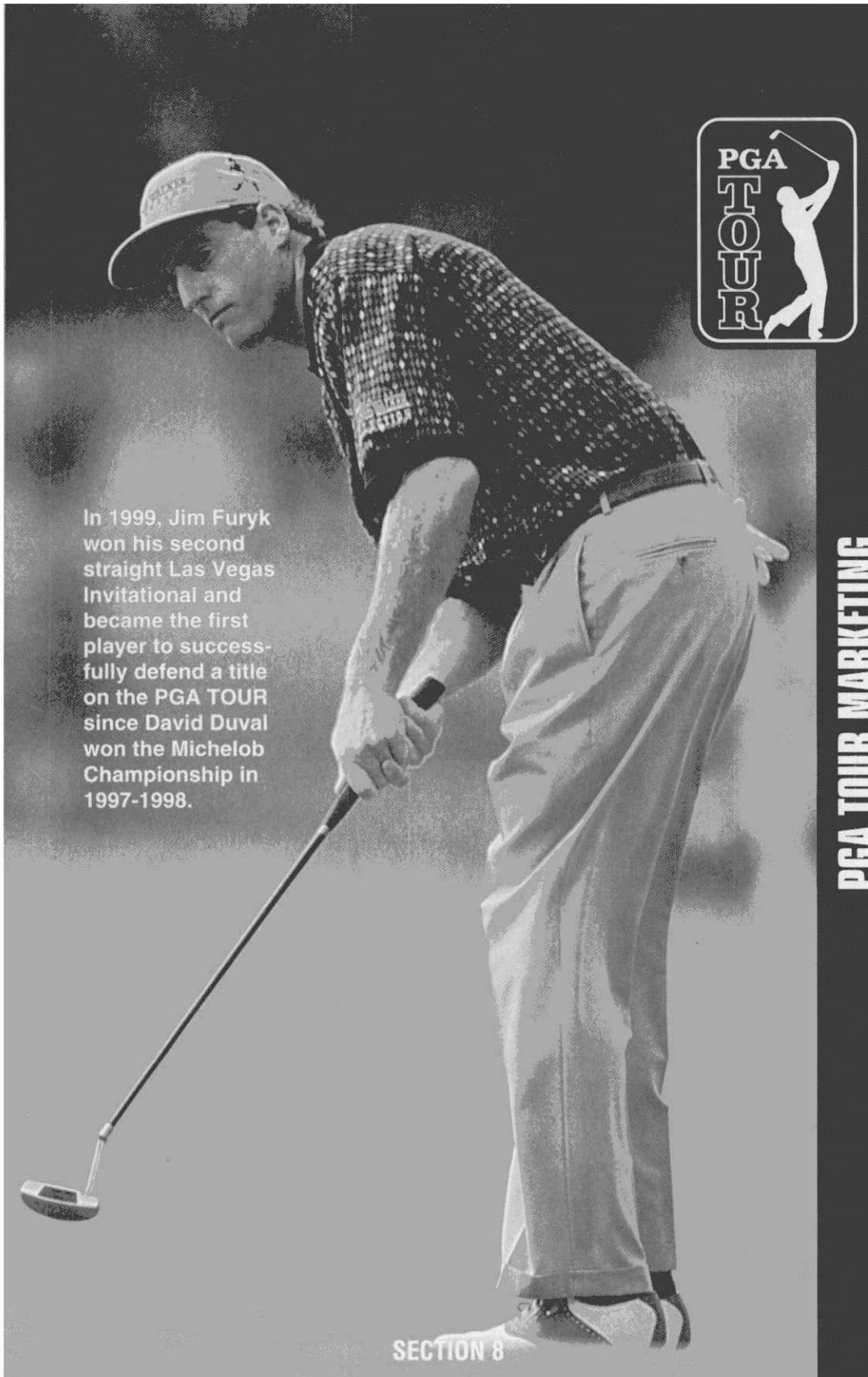
PGA PLAYER OF THE YEAR AWARD

The PGA Player of the Year Award is given by the PGA of America to the top PGA TOUR player based on a mathematical formula that weighs tournament wins, official money standing and scoring average.

The point system for selecting the Player of the Year was amended in 1982, as follows: 30 points for winning the PGA Championship, U.S. Open, British Open or Masters Tournament; 20 points for winning the NEC World Series of Golf or THE PLAYERS Championship; 10 points for winning all other designated PGA TOUR events. In addition, there is a 50-point bonus for winning two majors, 75-point bonus for winning three, 100-point bonus for winning four.

For top 10 finishes on the PGA TOUR's official money list and scoring average list, the point value is: first, 20 points, then 18, 16, 14, 12, 10, 8, 6, 4, 2. Any incomplete rounds in the scoring average list will result in a .10 penalty per incomplete round.

1948—Ben Hogan	1965—Dave Marr	1982—Tom Watson
1949—Sam Snead	1966—Billy Casper	1983—Hal Sutton
1950—Ben Hogan	1967—Jack Nicklaus	1984—Tom Watson
1951—Ben Hogan	1968—Not Awarded	1985—Lanny Wadkins
1952—Julius Boros	1969—Orville Moody	1986—Bob Tway
1953—Ben Hogan	1970—Billy Casper	1987—Paul Azinger
1954—Ed Furgol	1971—Lee Trevino	1988—Curtis Strange
1955—Doug Ford	1972—Jack Nicklaus	1989—Tom Kite
1956—Jack Burke	1973—Jack Nicklaus	1990—Nick Faldo
1957—Dick Mayer	1974—Johnny Miller	1991—Corey Pavin
1958—Dow Finsterwald	1975—Jack Nicklaus	1992—Fred Couples
1959—Art Wall	1976—Jack Nicklaus	1993—Nick Price
1960—Arnold Palmer	1977—Tom Watson	1994—Nick Price
1961—Jerry Barber	1978—Tom Watson	1995—Greg Norman
1962—Arnold Palmer	1979—Tom Watson	1996—Tom Lehman
1963—Julius Boros	1980—Tom Watson	1997—Tiger Woods
1964—Ken Venturi	1981—Bill Rogers	1998—Mark O'Meara
		1999—Tiger Woods




In 1999, Jim Furyk won his second straight Las Vegas Invitational and became the first player to successfully defend a title on the PGA TOUR since David Duval won the Michelob Championship in 1997-1998.

PGA TOUR MARKETING

SECTION 8

PGA TOUR CORPORATE MARKETING



PGA TOUR CORPORATE MARKETING

ANHEUSER-BUSCH

One of golf's most enduring corporate supporters, Anheuser-Busch – through its Michelob brand family and O'Doul's brands – also is one of the PGA TOUR's leading sponsors.



MICHELOB & MICHELOB LIGHT

Now in its seventh year of association with the PGA TOUR, the Michelob brand family has been a leading example of how a consumer brand can benefit from a strong and integrated relationship with the PGA TOUR. The Michelob brand family's involvement with golf dates back more than 30 years and escalated following the 1994 signing of a long-term sponsorship agreement with the TOUR. Michelob Light currently serves as "Official Beer of the PGA TOUR and SENIOR PGA TOUR."



Golf and the Michelob brand family are a perfect match. Golf sets strict standards for the caliber of its players and its level of sportsmanship. So, too, does premium Michelob and Michelob Light set the strict standard for excellence in the brewing industry. With the brands' non-alcohol partner O'Doul's, Michelob and Michelob Light have the perfect opportunity to reach an important and similar demographic, applying grassroots retail promotions, golf-themed packaging and advertising, PGA TOUR tournament sponsorships and national programs.

The Michelob brand family also is a founding sponsor of pgatour.com, the PGA TOUR's official Internet site. This interactive source for TOUR information features news coverage, live coverage, player bios and TOUR merchandise, as well as links to Michelob Light promotional games and trivia contests.

As title sponsor of the Michelob Championship at Kingsmill and support sponsor of several events on the PGA TOUR and SENIOR PGA TOUR, the Michelob brand family continues to emphasize its commitment to golf. Its association with the game is a pivotal element in the Michelob brand family's fully integrated golf marketing strategy and establishes Michelob and Michelob Light as the beers for golf.

PGA TOUR CORPORATE MARKETING *continued*

O'DOUL'S

O'Doul's is enjoying its seventh year as the "Official Non-Alcohol Brew of the PGA TOUR and SENIOR PGA TOUR." The best-selling non-alcohol brew in the United States, O'Doul's continues to grow as its marketing plans are successfully integrated with the TOUR, through golf-themed promotions, advertisements and packaging.

O'Doul's and O'Doul's Amber are ideal alternative malt beverages for those consumers who enjoy the great taste of beer, but prefer not to have the alcohol.

O'Doul's and the Michelob family brands are brewed by Anheuser-Busch, Inc., the world's largest brewer.



AT&T

AT&T is the "Official Communications Company of the PGA TOUR and SENIOR PGA TOUR." AT&T provides essential communications services to TOUR players, including AT&T long-distance service which is available to players on a complimentary basis each week at cosponsored tournaments, and free use of cellular telephones and wireless service. AT&T utilizes its PGA TOUR sponsorship in advertising and business-building promotional programs and in solidifying relationships with key corporate accounts.

AT&T continues its sponsorship of the AT&T Pebble Beach National Pro-Am, a perennial leader in tournament charitable contributions. In 2000, the purse for the event will increase to \$4 million, placing it among the top events on the PGA TOUR.



PGA TOUR CORPORATE MARKETING *continued*

BANK OF AMERICA

Bank of America is the "Official Bank of the PGA TOUR and SENIOR PGA TOUR." Bank of America will sponsor the Bank of America Charity Cup, formerly known as the PGA TOUR Team Charity Competition. A new format for the competition will debut in 2000 which will add an element of strategy and generate additional excitement. Each week participating tournaments will select a different player via pgatour.com. Total official money won by a tournament's selected players determines the tournament's place in the standings. Participating tournaments will collectively receive over \$1 million from Bank of America for distribution to the charities of their choice in their local communities.

Bank of America and the PGA TOUR will also conduct a consumer promotion similar in format to the Charity Cup, where consumers have the chance to pick a player each week. Bank of America will donate a total of \$80,000 to charities designated by the winners and consumers will also have the chance to win weekly and year-end PGA TOUR-themed prizes.



BUICK

Now in its fifth decade at the PGA TOUR's original corporate sponsor, Buick is title sponsor of four TOUR events: the Buick Invitational (LaJolla, CA), the Buick Classic (Harrison, NY), the Buick Open (Grand Blanc, MI) and the Buick Challenge (Pine Mountain, GA).

The "Official Car of the PGA TOUR" since 1984, Buick sponsors PGA TOUR players Steve Elkington, Ben Crenshaw, Chip Beck and David Berganio, Jr. Actress Cheryl Ladd serves as Buick's "Golf Ambassador" and represents Buick at golf tournaments, golf exhibitions and golf events nationwide.

Buick also sponsors ESPN's "PGA TOUR Shot of the Week" series and "Inside the PGA TOUR" program and is a major sponsor of USA Network's coverage of the PGA TOUR.

Through its four tournaments, which are televised nationally, Buick has donated more than \$17 million to local charities since 1982.



PGA TOUR CORPORATE MARKETING *continued*

CANON

In addition to its 15-year title sponsorship of the Canon Greater Hartford Open, Canon U.S.A. is the "Official Copier, Facsimile, Camera and Binocular" of the PGA TOUR and SENIOR PGA TOUR.

As an industry leader in professional and consumer imaging equipment, Canon will continue to leverage its brand equity with a corporate communications campaign and an expanded affinity marketing program that supports its association with the game of golf. Canon KNOW HOW, the company's first integrated brand management campaign, demonstrates how Canon's advanced technology is intuitive, enabling people to work more efficiently and providing them with more time for leisure and family.


Hospitality, product demonstrations and binocular loan programs will highlight some of the on-site promotional activities Canon will implement at PGA TOUR events. The Canon Mobile Marketing Vehicle, offering touch and try opportunities, will travel the country supporting Canon's PGA TOUR and brand campaigns.

Canon KNOW HOW™

JOHN DEERE

John Deere is the "Official Golf Course Equipment Supplier of the PGA TOUR." John Deere provides equipment to the PGA TOUR network of Tournament Players Clubs and Courses (TPCs). John Deere is title sponsor of the John Deere Classic.

Deere provides a full range of golf and turf equipment, along with utility vehicles and selected construction equipment, on an exclusive basis to each of the TOUR's owned and operated TPC courses. As courses are added to the TPC network around the world, each new course also will be groomed with John Deere equipment.



PGA TOUR CORPORATE MARKETING *continued*

DELTA AIR LINES

Delta Air Lines is the "Official Airline of the PGA TOUR and SENIOR PGA TOUR." Delta provides important benefits for TOUR players, such as discounts on air travel, special zone fares designed to accommodate the unique travel needs of players and Delta SkyMiles for each winner of PGA TOUR and SENIOR TOUR cosponsored tournaments. In addition, Delta is the Official Airline of more than 50 tournaments on the three TOURs.

Delta prints PGA TOUR, SENIOR TOUR and BUY.COM TOUR schedules each month in its on-board magazine, *Sky*, and airs TOUR features on in-flight video programs. Through its PGA TOUR relationship, Delta entertains key corporate clients and develops joint promotions that provide valuable exposure to its target market.



GILLETTE

Continuing its relationship with the PGA TOUR into the millennium, Gillette enters its fourth year as a corporate marketing partner of the PGA TOUR and SENIOR PGA TOUR. Gillette's focus in 2000 will be in golf-related advertising and on-site client hospitality. Through its relationship with the TOUR, Gillette utilizes the PGA TOUR marks, incorporating them in advertising and PGA TOUR-themed promotions with key retailers throughout the year.



PGA TOUR CORPORATE MARKETING *continued*

GOLFWATCH

GolfWatch is an exclusive, turnkey corporate entertainment property that is licensed by the PGA TOUR. Limited to 1,000 credentials per event, GolfWatch provides the client preferred viewing and hospitality areas equivalent to an NBA court-side set.

GolfWatch members can use "express lanes" to follow their favorite players from hole to hole. They also have access to between five and seven "Skybox Oases" that are placed strategically throughout the course, each complete with food and beverage service, phones and private washrooms.

GolfWatch members also have a centrally located 4,000-square-foot "Home Pavilion" that offers complete hospitality and concierge services.

GolfWatch is "an event within an event" that offers the "ultimate spectator experience."



HEALTHSOUTH

HEALTHSOUTH Corporation is in its second year as the "Official Healthcare Provider of the PGA TOUR and SENIOR PGA TOUR." The centerpiece of the relationship is the staffing of two mobile 48-foot state-of-the-art sports medicine facilities.

Each week, HEALTHSOUTH therapists provide rehabilitative and preventive care for TOUR members, as well as personal conditioning programs. Extensive equipment, treatment tables, a multi-station gym, stereo and television sets provide first-class surroundings. Use of the fitness facilities has proven to be one of the players' most important benefits. Without the equipment and qualified therapists on board, many players would have been forced to withdraw from tournaments.

In addition to the staff of therapists, HEALTHSOUTH has the Kerlan-Jobe Orthopedic Clinic, Dr. James Andrews and Dr. Bill Clancy available as Medical Directors. Dr. Frank Jobe continues as the TOUR's Medical Director.

HEALTHSOUTH is the nation's largest provider of outpatient surgical and rehabilitative healthcare services, with more than 1,900 facilities in all 50 states, Puerto Rico, the United Kingdom and Australia.



PGA TOUR CORPORATE MARKETING *continued*

IBM

As the Official Information Technology Partner of the PGA TOUR, IBM provides:



- The IBM Scoring System on-site at TOUR events and available to the public at pgatour.com;
- PGA TOUR LINKS, a customized intranet application that streamlines communications for TOUR players and assists them in managing their careers from the road, with access to tournament registration, money lists, travel and weather information, among other features; and
- Technology support for PGA TOUR Headquarters, PGA TOUR Productions and the Tournament Players Clubs.

IBM was instrumental in the relaunch of pgatour.com and continues its support with on-going Web site enhancements.

This agreement assists the TOUR in broadening the range of information it delivers to fans and showcases IBM's e-business solutions.

KELLER FURNITURE

Keller Furniture is an "Official Sponsor of the PGA TOUR and SENIOR PGA TOUR." In cooperation with The Weather Channel, Keller cosponsors the Weather Alert Program at TOUR events. This program gives critical advance warning of oncoming storms and lightning during tournaments to protect spectators, TOUR players and officials.



Keller also has launched the PGA TOUR Home Collection of furniture that is being sold through furniture retailers throughout the country. The PGA TOUR Home Collection can be seen at many PGA TOUR and SENIOR PGA TOUR events throughout the year as part of an on-site presence through its retailers.

PGA TOUR CORPORATE MARKETING *continued*

LIFIZZ EFFERVESCENT VITAMINS

LiFizz Effervescent Vitamins are the "Official Vitamin and Mineral Supplement of the PGA TOUR and SENIOR PGA TOUR." LiFizz was co-founded by PGA TOUR player Jesper Parnevik. Proper diet and nutrition have become increasingly important to performance in golf, and LiFizz helps meet that need by providing its exclusive line of products to players on the PGA TOUR and SENIOR PGA TOUR.

Effervescent vitamins, which are formulated in Switzerland, have been available in the European marketplace for more than 20 years. Now available in the United States, LiFizz provides the benefits of fast and fuller nutrient absorption through its unique effervescent delivery method. A complete line of vitamin and mineral products is offered for children and active adults.

In addition to providing vitamin and mineral products to players, LiFizz has the opportunity to leverage this official relationship by sampling product to tournament spectators and through advertising in selected TOUR media properties.



LUXURY TRAVEL

Luxury Travel is in the second year of an exclusive five-year deal to be the "Official Luxury Motor Coach" of the PGA TOUR and SENIOR PGA TOUR. An innovative leader in the design, craftsmanship and manufacturing of quality luxury motor coaches, Luxury Travel is showcasing its product at tournament sites throughout the year.

Luxury Travel is devoting a substantial portion of its advertising and promotional budget to leverage this relationship.

Providing true "comfort on wheels," these motor coaches are built with distinction for both business and pleasure. Luxury Travel, the ultimate in motor coaches, is developing strong and energetic promotional platforms to reinforce its message—"Luxury Travel...the perfect way to live and do business in luxury."



PGA TOUR CORPORATE MARKETING *continued*

MASTERCARD

MasterCard International's commitment to PGA TOUR fans includes many prominent programs and events. As the "Official Payment System of the PGA TOUR and SENIOR PGA TOUR" for the past five years, MasterCard joins IBM and Charles Schwab to provide the scoreboards at more than 70 events each year on the PGA TOUR and SENIOR TOUR. MasterCard joins member bank institutions to issue PGA TOUR MasterCard cards for TOUR fans and MasterCard Corporate cards for TOUR officials and headquarters staff.

In addition to the scoreboards, MasterCard is title sponsor of the MasterCard Colonial on the PGA TOUR (CBS) and the MasterCard Championship on the SENIOR TOUR (ESPN). MasterCard uses these prestigious tournaments as platforms for "Priceless" advertising (featuring spokesmen Justin Leonard and Tom Watson), special MasterCard cardholder offers and MasterCard merchant marketing programs.

With 23,000 member financial institutions, 700 million cards in circulation, 16.2 million acceptance locations and more than \$650 billion in gross dollar volume, MasterCard International has the most comprehensive portfolio of payments brands in the world. MasterCard can be reached through its World Wide Web site at <http://www.mastercard.com>.



NATIONAL CAR RENTAL

National Car Rental is the "Official Car Rental Company of the PGA TOUR and SENIOR PGA TOUR." National provides TOUR players with deeply discounted rates on car rentals, as well as complimentary membership in the Emerald Club, National's highest level of service. In addition, each winner of a PGA TOUR or SENIOR TOUR cosponsored tournament receives a certificate for a free week's rental in recognition of his victory.

National utilizes its PGA TOUR sponsorship in the development of consumer promotions, such as sweepstakes programs, around selected tournaments and special offers to Emerald Club members.

National is title sponsor of the National Car Rental Golf Classic at Walt Disney World Resort.



PGA TOUR CORPORATE MARKETING *continued*

PEPSI/LIPTON TEA PARTNERSHIP

Lipton joins the PGA TOUR family in 2000 as the Official Iced Tea of the PGA TOUR and SENIOR PGA TOUR. Lipton is the leading "ready drink" iced tea brand in North America and will utilize its relationship to further strengthen its marketplace leadership position. Lipton will incorporate its PGA TOUR relationship into a national consumer promotion entitled "Tea it Up" in 2000. Elements will include use of the TOUR logo on packaging and advertising, as well as inclusion of PGA TOUR merchandise as prizes for participating consumers. In addition, Lipton Iced Tea will be made available to PGA TOUR fans at selected TOUR events throughout the year.



ROYAL CARIBBEAN INTERNATIONAL

Royal Caribbean International is the "Official Cruise Line of the PGA TOUR and SENIOR PGA TOUR." It offers discounts to players and staff on its ships, which visit destinations such as Alaska, the Bahamas, Bermuda, Canada, the Caribbean, Europe, Hawaii, Mexico, Panama Canal and Scandinavia. The TOUR sponsorship adds value to Royal Caribbean's Golf Ahoy!® program, which offers guaranteed tee times on cruise/golf vacations throughout the world. Royal Caribbean is also the title sponsor of the Royal Caribbean Classic, the first full-field event of the year on the SENIOR PGA TOUR schedule.



Like no vacation on earth.™

PGA TOUR CORPORATE MARKETING *continued*

CHARLES SCHWAB & CO.

Charles Schwab is the "Official Investment Firm of the PGA TOUR and SENIOR PGA TOUR." As part of this relationship, the PGA TOUR uses Schwab's state-of-the-art retirement plan services for its players and employees.

Charles Schwab is sponsoring the electronic scoreboards on the PGA TOUR, including signage on the left scoreboard panel and electronic messaging during periods surrounding competition.

Schwab is promoting its relationship with the TOUR in a national advertising campaign showcasing selected players, their investment needs and their Schwab solutions.

Charles Schwab also offers free investment education services for TOUR players and staff through seminars, one-on-one sessions, e-mail, 800-lines and literature.

Charles Schwab

SOUTHERN COMPANY

Southern Company, the largest generator of electricity in the United States, is the "Official Energy Company of the PGA TOUR and SENIOR PGA TOUR." Southern Company is also the presenting sponsor of the domestic season-culminating TOUR Championship and sponsors several PGA TOUR players.

Southern Company will prominently feature this TOUR relationship in its national television advertising, including golf telecasts. Additionally, each year the company will fund the Payne Stewart Award, given annually to the PGA TOUR member who best represents the professionalism and commitment to charity, golf tradition and personal presentation that Payne Stewart represented. The grant will support several initiatives in his name.

**SOUTHERN
COMPANY**
Energy to Serve Your WorldSM

PGA TOUR CORPORATE MARKETING *continued*

ST. PAUL FIRE AND MARINE/EAGLE 3

St. Paul Fire and Marine Insurance Company is considered the leader in providing property/liability coverage for golf facilities through its Eagle 3 program. In fact, since 1988 Eagle 3 has insured the PGA TOUR's Tournament Players Clubs (TPCs) across the country, and The St. Paul has insured the PGA TOUR tournaments under their Tournament Liability Insurance Program.

The St Paul

Eagle ③™

THE WEATHER CHANNEL

The Weather Channel is "The Official Forecaster for the PGA TOUR, SENIOR PGA TOUR and BUY.COM TOUR" and a co-sponsor of the PGA TOUR Weather Watch program.

The Weather Channel's participation helps the TOUR expand tournament coverage of its weather forecasting efforts to every PGA TOUR, SENIOR TOUR and BUY.COM TOUR event. The Weather Channel is the leading source of weather information with a staff of more than 100 meteorologists, 24-hour tracking and state-of-the-art systems for instant on-site analysis of weather conditions. These efforts guarantee the TOUR's ability to professionally forecast weather scenarios that could impact the operation and safety of events.

The Weather Channel and PGA TOUR also are working together in the creation of enhanced material for both weather.com and pgatour.com. In addition, the TOUR and its tournaments are showcased in the Weather Channel programming segments.



PGA TOUR CORPORATE MARKETING *continued*

Publications

GOLF MAGAZINE

GOLF MAGAZINE publishes *TOUR Magazine*, the official publication of the PGA TOUR. This annual guide to the events and players on the PGA TOUR is bound into the January issue of GOLF MAGAZINE, and is distributed on-site at more than 38 TOUR events throughout the year.

In addition, GOLF MAGAZINE produces *SENIOR PGA TOUR Magazine*. This annual publication is distributed on-site at 34 SENIOR PGA TOUR events, and also is bound into the March issues of GOLF MAGAZINE and *Senior Golfer* magazine.

GOLF MAGAZINE also supports the TOUR through sponsorships of "Inside the PGA TOUR" and PGA TOUR Radio.

GOLF[®]
MAGAZINE

GILLETTE TOUR CHALLENGE

The Gillette Tour Challenge, a three-year, season-long series of competitions on the PGA TOUR, SENIOR PGA TOUR and LPGA, was played from 1997 through 1999.

The team of Nick Price, Jim Colbert and Kelly Robbins won the inaugural Gillette Tour Challenge Championship; Jim Furyk, Lee Trevino and Michelle McGann combined to win the 1998 GTC Championship. Both events were held at Bermuda's Mid Ocean Club.

Gillette Tour Challenges were scheduled at 15 PGA TOUR events in 1999, while another 15 were held at SENIOR TOUR tournaments.

The six-hole, alternate-shot competitions, played primarily on the Tuesdays of tournament weeks, consisted of eight players (10 on the SENIOR TOUR) randomly selected as two-member teams. A total of \$23,000 was awarded at every event, with the earnings added to each competitor's season-long Gillette Tour Challenge total.

Eight players from each Tour competed in the 1999 Gillette Tour Challenge Championship. The players who advanced included the top money-winners in the 45-event, season-long GTC competition, leading money-winners from each Tour and sponsor invitees.

Tom Watson, playing as a member of the PGA TOUR, knocked his drive 6-feet, 2-inches from the flag on the first playoff hole to lead his teammates, Graham Marsh and Dottie Pepper, to victory in the 1999 \$1.95 million Gillette Tour Challenge Championship at Bermuda's Mid Ocean Club. They edged out the team of Jeff Sluman, Dana Quigley and Nancy Lopez.

In conjunction with the 1999 Gillette Tour Challenge Championship, Gillette donated \$1 million to the Susan G. Komen Breast Cancer Foundation.

1999 Gillette Tour Challenge Results

Jan. 19	Bob Hope Chrysler Classic	John Huston/Kenny Perry
Feb. 16	Nissan Open	Tommy Armour III/Jeff Sluman
Mar. 9	Honda Classic	Mark McCumber/Ben Bates
Apr. 13	MCI Classic	Davis Love III/John Huston
Apr. 20	Greater Greensboro Chrysler Classic	Frank Nobilo/Clarence Rose
Apr. 27	Shell Houston Open	John Daly/Scott Gump
May 11	GTE Byron Nelson Classic	John Daly/Craig Stadler
May 25	Kemper Open	Billy Andrade/Fred Funk
Jun. 8	FedEx St. Jude Classic	John Daly/Payne Stewart
Jun. 22	Buick Classic	Tom Lehman/Tommy Armour III
Jul. 20	John Deere Classic	Paul Stankowski/Frank Lickliter
Aug. 3	Buick Open	Tom Lehman/Carlos Franco
Aug. 24	Reno-Tahoe Open	Dave Stockton, Jr./Ted Tryba
Sept. 7	Bell Canadian Open	Jim Furyk/Dennis Paulson
Nov. 30	JCPenney Classic	Scott Hoch/Annika Sorenstam

PGA TOUR RETAIL LICENSING & CONSUMER MARKETING



PGA TOUR RETAIL LICENSING

PGA TOUR Retail Licensing encompasses an outstanding group of manufacturers and retailers, resulting in broadened awareness for the PGA TOUR and its players. Domestically and internationally, leading companies provide an expanding range of apparel, accessories, electronic games, publications, and collectibles under license with the PGA TOUR.

The TOUR has a comprehensive domestic presence with more than 35 licensees, led by the PGA TOUR Apparel Collection, manufactured, marketed, and distributed by Eastern Pacific Apparel. The PGA TOUR is also a major retailer in golf with the success of our 34 award-winning PGA TOUR Shops, located primarily in airports. Expanding at a rate of 3 to 5 new stores every year, the PGA TOUR Shops impact over 200 million travelers every year, promoting not only the PGA TOUR, but also our players and tournaments. PGA TOUR merchandise is also available through the very successful PGA TOUR Catalogue and the TOUR's website store located at pgatour.com, allowing consumers to purchase items and have them delivered directly to their homes.

Opened in November 1998 at World Golf Village, the PGA TOUR STOP is a unique 30,000+ square-foot retail and entertainment center with displays of more than 25 brands of golf apparel and equipment. Owned and operated by the W.C. Bradley Company, store combines the finest in shopping and interactive stations, including a swing analyzer, putting area and computer video gaming simulations by Electronic Arts.

Among the core group of licensees is Electronic Arts. Since 1990, Electronic Arts has been the exclusive licensee with the PGA TOUR for electronic games. EA Sports' computer games are on the leading edge of technology in the industry. The year 2000 will bring some exciting new developments in this category, as the TOUR and EA Sports bring golf fans their best opportunity to compete in simulated TOUR competitions. They will compete using brand new technology allowing consumers to play along with the pros in virtual real time. In addition, EA Sports and the PGA TOUR will offer Internet virtual TOUR competition and Java based golf.

PGA TOUR International Licensing, through our agent, Summit Properties International, has established more than 25 licensees internationally, and continues to pursue quality companies with the resources to enhance the PGA TOUR brand image around the world. As the TOUR's exposure grows internationally, this area will continue to expand to meet consumer interest in golf around the world.



PGA TOUR STOP, located at World Golf Village

PGA TOUR RETAIL LICENSING

PGA TOUR OFFICIAL LICENSEES-DOMESTIC

AHEAD HEADGEAR
AS YOU LIKE IT, INC.
BURTON GOLF
CHARACTER COLLECTIBLES
CLUBMAKERS
COLIBRI
CROW INTERNATIONAL*
EMI, INC.
ELECTRONICS ARTS
ENSEMBLE COMPANY
FOWNES GOLF*
GEM DANDY*
GILBERT HOSIERY*
HA-LO MARKETING
HICKEY-FREEMAN*
KELLER MANUFACTURING COMPANY
LA FRANCE INDUSTRIES
LANTIS CORPORATION*

MARK-IT OF COLORADO*
MERCURY LUGGAGE
MOUNTAIN LION
THE PARADIES SHOPS*
PGA TOUR APPAREL (EASTERN PACIFIC APPAREL)
PRO TOUR MEMORABILIA
SALEM GRAPHICS
SCOREBOARD MEMORIES
SHAW INDUSTRIES
SPORT SCOPE
SUN MOUNTAIN*
TEAM EFFORT*
TEAM MOUSE
TIME SEGMENT
TWO DAY DESIGNS, INC.
VANGUARD FURNITURE*
W.C. BRADLEY CO.

*International Licensee, as well

PGA TOUR OFFICIAL LICENSEES-INTERNATIONAL

ALGO GROUP
BENCHMARK ATHLETIC LOCKER, LTD.
CONSENCO NECKWEAR
CONTE OF FLORENCE
E & U COMMUNICATIONS
KUMKANG SHOE MFG. CO.
MANTEAUX/MANTEAUX
MERKLEY HEADGEAR
MIZUNO ALFA SERVICE
MORI
MST GOLF

REDSANDS
RINGBIRD WATANABE, INC.
SOUTH AFRICAN CLOTHING INDUSTRIES
PTY. LTD.
SPORT LEISURE
STAX
TOMIYA APPAREL CO., LTD.
TORKOS BROTHERS, INC.
UMBRELLA INDUSTRIES
VISUAL ENTERTAINMENT GROUP

PGA TOUR CONSUMER MARKETING

FIRST USA BANK

First USA Bank offers PGA TOUR/SENIOR PGA TOUR MasterCard to consumers, and will soon launch a new affinity ISP.

FIRST USA

PGA TOUR MasterCard

The PGA TOUR and SENIOR PGA TOUR MasterCards, issued by First USA Bank, offer consumers extremely competitive interest rates, no annual fee and a variety of other benefits. Each purchase helps provide approximately \$1.5 million in support to tournament-designated charities. The card may be applied for by calling 1-800-FIRST USA or via pgatour.com.

PGA TOUR Online

First USA will also offer PGA TOUR fans a competitively priced TOUR-themed Internet access service titled PGA TOUR Online. Subscribers will enjoy one-click access to pgatour.com, along with general news, e-mail and unlimited web access.

NORTH AMERICAN OUTDOOR GROUP

The North American Outdoor Group manages and markets the PGA TOUR Partners Club on behalf of the PGA TOUR. NAOG, headquartered near Minneapolis, is the nation's leader in affinity marketing to special interest groups, and has an impressive track record building other successful membership clubs.

NORTH
AMERICAN
OUTDOOR GROUP INC.

PGA TOUR PARTNERS CLUB

The PGA TOUR Partners Club features a wide variety of exclusive PGA TOUR and golf-related benefits, including *PGA TOUR Partners Magazine*. The club is focused on improving members' golf games and their overall enjoyment of the sport, all while providing an inside perspective on the PGA TOUR and the game's best players.

PGA TOUR member Tom Lehman, who numbers the 1996 British Open and 1996 TOUR Championship among his four TOUR victories, serves as Club President. Many of Lehman's fellow TOUR members contribute to the program.

Membership in the Club has grown rapidly to more than 400,000 members under the direction of the North American Outdoor Group, which assumed management and marketing responsibilities of the program through a partnership with the PGA TOUR in 1997.

For more information, contact the PGA TOUR Partners Club at 1-888-672-2223 or via pgatour.com.



Steve Pate finished among the top 30 on the PGA TOUR money list and was voted the TOUR's Comeback Player of the year by his peers.



CHARITY AND THE PGA TOUR

SECTION 9

CHARITY DONATIONS SET RECORD FOR EIGHTH CONSECUTIVE YEAR

PGA TOUR tournaments combined to generate more than \$44 million for charity in 1999.

That total represented an increase of \$5 million over 1998, when nearly \$40 million was raised. It also marked the eighth consecutive year, as well as the 21st time in the last 22 years, that PGA TOUR tournaments increased their charity donations.

"By reaching nearly \$45 million in charitable contributions last year, the PGA TOUR tournaments demonstrated again the depth of their commitment to charity," said Commissioner Tim Finchem. "We applaud the efforts of the tournaments and the volunteers who are the backbone of our events."

"In setting an annual charity record for the eighth straight year, our member tournaments and their dedicated volunteers have proved again that charity is the cornerstone of the PGA TOUR," said Barry J. Palm, executive director of the PGA TOUR Tournaments Association. "The charitable impact of PGA TOUR events extends well beyond tournament week, and we are extremely proud that our charitable tradition will continue in tournament communities into the new millennium stronger than ever."

The first charity donation made by a TOUR event was \$10,000 by the Palm Beach Invitational in 1938. The 1999 charity record lifted the PGA TOUR events' all-time total of charitable donations to \$424 million.

When the PGA TOUR total is added to more than \$74 million raised by SENIOR PGA TOUR events and \$17 million generated by BUY.COM TOUR tournaments, the charity total for the three tours managed by the PGA TOUR is more than \$500 million.

The three TOURs combined to generate nearly \$59 million in 1999.

The PGA TOUR record also lifted to more than \$281 million the amount given to charity by PGA TOUR events during the decade of the '90s.

A Brief History of PGA TOUR Charitable Contributions

1938	First contribution	\$ 10,000	1986		\$16,100,000
	(Palm Beach Invitational)		1987	\$103 million overall	\$17,600,000
1950	Contributions reach	\$ 1,000,000	1988		\$18,390,000
1960	Contributions reach	\$ 5,000,000	1989		\$19,779,000
1976	TOUR reaches	\$10,000,000	1990	\$162 million overall	\$20,191,000
1977	PGATTA formed	\$ 3,300,000	1991		\$19,534,000
1978		\$ 4,300,000	1992	\$203 million overall	\$22,223,055
1979	\$22 million overall	\$ 4,400,000	1993		\$22,752,137
1980		\$ 5,100,000	1994	\$250 million overall	\$24,701,631
1981	\$34 million overall	\$ 6,800,000	1995	\$276 million overall	\$25,487,489
1982		\$ 7,200,000	1996	\$306 million overall	\$30,122,841
1983		\$ 7,800,000	1997	\$340 million overall	\$33,995,646
1984	\$58 million overall	\$ 9,400,000	1998	\$379 million overall	\$39,700,000
1985		\$11,300,000	1999	\$424 million overall	\$44,766,824

Officers of PGA TOUR Charities, Inc.

Richard J. Ferris, President and Treasurer
 Timothy W. Finchem, Commissioner
 Edward L. Moorhouse, Vice President
 Peter Calihan, Vice President
 Richard D. Anderson, Secretary

CHARITY is the leading winner on the PGA TOUR

CHARITY TEAM COMPETITION CUMULATIVE TOTALS

	1986	1987	1988	1989	1990	1991	1992	1993	1994	1995	1996	1997	1998	1999	TOTAL
Mercedes Championships	1,562	300,000	7,500	500,000	12,000	8,500	120,000	17,600	17,600	100,000	100,000	24,000	40,000	24,000	1,272,762
MCI Classic	1,562	5,555	250,000	10,500	90,000	500,000	10,000	28,000	17,600	20,000	23,000	24,000	24,000	24,000	1,028,217
Nat'l Car Rental Classic @ Disney World	500,000	130,000	11,500	90,000	9,250	70,000	10,000	17,600	100,000	60,000	23,000				1,021,350
Shell Houston Open	11,500	5,555	500,000	27,000	24,000	28,000	10,000	100,000	17,600	20,000	23,000	24,000	24,000	24,000	838,655
Las Vegas Invitational	26,000	500,000	21,000	17,000	21,000	50,000	10,000	17,600	17,600	20,000	50,000	24,000	24,000	24,000	822,200
Phoenix Open	14,000	5,555	27,000	8,500	500,000	24,000	10,000	17,600	17,600	20,000	23,000	24,000			691,255
JCPenney Classic	120,000	13,000	150,000	10,000	25,000	9,750	180,000	17,600	17,600	20,000	23,000	24,000	24,000	30,000	663,950
Buick Open	1,562	100,000	125,000	7,500	125,000	11,000	10,000	17,600	75,000	40,000	23,000	24,000	24,000	24,000	607,662
John Deere Classic	1,562	50,000	80,000	19,000	11,500	250,000	10,000	50,000	17,600	20,000	25,500	24,000	24,000	24,000	607,162
Honda Classic	16,000	38,000	5,500	12,500	250,000	150,000	10,000	40,000	17,600	20,000	23,000				582,600
B.C. Open	20,000	70,000	60,000	125,000	14,000	27,000	75,000	26,000	17,600	50,000	23,000	24,000	24,000	24,000	579,600
THE PLAYERS Championship	300,000	5,555	24,000	7,000	28,000	15,000	10,000	25,000	35,000	20,000	23,000	24,000	24,000	24,000	564,555
The Sprint International	18,000	60,000	9,000	250,000	40,000	80,000	10,000	17,600	17,600	20,000	23,000				545,200
United Airlines Hawaiian Open	1,562	200,000	9,500	50,000	10,500	9,000	100,000	35,000	30,800	20,000	23,000	24,000	24,000		513,362
COMPAG Classic of New Orleans	32,000	5,555	23,000	40,000	150,000	19,000	30,000	17,600	17,600	20,000	23,000	24,000	24,000	24,000	449,755
BellSouth Classic	1,562	10,000	12,500	22,000	19,000	90,000	10,000	75,000	17,600	20,000	23,000	100,000	24,000	24,000	448,662
Southern Farm Bureau Classic	60,000	5,555	10,000	150,000	8,500	13,000	40,000	17,600	17,600	20,000	28,500	24,000	24,000	24,000	442,755
Greater Milwaukee Open	1,562	20,500	20,000	80,000	30,000	125,000	10,000	17,600	17,600	20,000	26,500	24,000	24,000	24,000	440,762
Buick Invitational	40,000	90,000	10,500	9,000	10,000	30,000	60,000	17,600	17,600	55,000	23,000	24,000	24,000	24,000	434,700
Buick Challenge	200,000	5,555	7,000	20,000	11,000	12,000	10,000	17,600	25,000	20,000	23,000	24,000	30,000	24,000	429,155
MasterCard Colonial	1,562	80,000	50,000	13,500	13,500	100,000	10,000	17,600	27,000	20,000	23,000	24,000	24,000	24,000	428,162
Canon Greater Hartford Open	22,000	5,555	6,000	70,000	60,000	25,000	10,000	17,600	26,000	75,000	23,000	24,000	24,000	24,000	412,155
CVS Charity Classic	80,000	33,000	15,500	60,000	20,000	26,000	10,000	17,600	17,600	20,000	23,000	30,000	24,000		352,700
Greater Greensboro Chrysler Classic	140,000	5,555	5,000	28,000	9,500	21,000	35,000	17,600	17,600	20,000	23,000	24,000	24,000	24,000	394,255
Nissan Open	35,000	5,555	90,000	30,000	16,000	40,000	10,000	17,600	17,600	20,000	23,000	24,000	24,000	24,000	376,755
Bob Hope Chrysler Classic	1,562	5,555	11,000	100,000	17,000	60,000	10,000	17,600	17,600	35,000	23,000	24,000	24,000	24,000	370,317
Advil Western Open	1,562	16,000	29,000	9,500	23,000	18,000	10,000	17,600	40,000	20,000	23,000	24,000	24,000	100,000	355,662

CHARITY TEAM COMPETITION CUMULATIVE TOTALS

	1986	1987	1988	1989	1990	1991	1992	1993	1994	1995	1996	1997	1998	1999	TOTAL
Buick Classic	50,000	18,000	18,000	13,000	70,000	11,500	10,000	17,600	17,600	20,000	23,000	24,000	24,000	24,000	340,700
NEC World Series of Golf	1,562	5,555	17,000	6,000	50,000	20,000	10,000	17,600	17,600	45,000	23,000	50,000	50,000		263,317
Touchstone Energy Tucson Open	29,000	15,000	12,000	26,000	13,000	10,500	10,000	17,600	17,600	20,000	42,000	75,000	24,000	24,000	335,700
Kemper Open	24,000	5,555	100,000	12,000	15,000	17,000	10,000	17,600	17,600	20,000	23,000	24,000	24,000	24,000	333,755
Bell Canadian Open		11,000	22,000	11,500	18,000	23,000	10,000	17,600	17,600	20,000	23,000	24,000	100,000	24,000	321,700
Westin Texas Open			13,000	25,000	27,000	14,000	45,000	17,600	17,600	20,000	23,000	24,000	50,000	24,000	300,200
AT&T Pebble Beach National Pro-Am	1,562	5,555	70,000	15,000	22,000	22,000	10,000	17,600	17,600	20,000	23,000			75,000	299,317
GTE Byron Nelson Classic	1,562	5,555	30,000	21,000	9,000	9,250	10,000	30,800	28,000	37,500	23,000	24,000	24,000	24,000	277,867
THE TOUR Championship	1,562	5,555	6,500	18,000	26,000	13,500	10,000	17,600	50,000	20,000	23,000	24,000	24,000	24,000	263,717
FedEx St. Jude Classic	10,000	25,500	13,500	23,000	9,750	10,000	10,000	27,000	17,600	20,000	23,000	24,000	24,000	24,000	261,350
Lincoln-Mercury Kapalua International		5,555	25,000	11,000	80,000	12,500	10,000	17,600	17,600	20,000	35,000	24,000			258,255
Sazale Classic	100,000	12,000	8,500	8,000	100,000	16,000									244,500
Michelob Championship at Kingsmill								17,600	17,600	20,000	23,000	40,000	24,000	50,000	192,200
Bay Hill Invitational								17,600	17,600	42,500	23,000	24,000	24,000	24,000	172,700
Chattanooga Classic	12,500	43,000	28,000	24,000	12,500	9,500	25,000								154,500
Air Canada Championship											75,000	24,000	24,000	24,000	147,000
Pensacola Open	70,000	23,000	14,000	6,500											113,500
Gallin Brothers Southwest Classic	45,000	28,000	26,000												99,000
Memorial Tournament		5,555	8,000					17,600	17,600	20,000	23,000				91,755
Doral-Ryder Open								17,600	17,600	20,000	23,000				78,200
Centel Classic	1,562	14,000	19,000	14,000											48,562
Franklin Templeton Shark Shootout										20,000	27,500				47,500
Sony Open in Hawaii														40,000	40,000
Diners Club Matches											31,000				31,000
Reno-Tahoe Open														24,000	24,000
Others	1,562														1,562
TOTALS	2,000,000	2,000,000	2,000,000	2,000,000	2,000,000	2,000,000	1,000,000	1,000,000	1,000,000	1,200,000	1,246,000	1,063,000	1,015,000	1,015,000	20,539,000

FINAL 1999 PGA TOUR CHARITY TEAM COMPETITION STANDINGS


TOURNAMENT NAME	TOURNAMENT TOTAL	TOURNAMENT BONUS
1. Advil Western Open	7,823,520	\$100,000
2. AT&T Pebble Beach National Pro-Am	5,049,622	75,000
3. Michelob Championship at Kingsmill	4,325,604	50,000
4. Sony Open in Hawaii	4,189,305	40,000
5. JCPenney Classic	4,122,949	30,000
6. Greater Milwaukee Open	4,071,959	24,000
7. BellSouth Classic	3,706,309	24,000
8. COMPAQ Classic of New Orleans	3,589,232	24,000
9. Shell Houston Open	3,486,703	24,000
10. Westin Texas Open	3,434,673	24,000
11. FedEx St. Jude Classic	3,337,744	24,000
12. Buick Challenge	3,335,599	24,000
13. Kemper Open	3,333,450	24,000
14. MCI Classic	3,256,293	24,000
15. Mercedes Championships	3,239,750	24,000
16. John Deere Classic	3,181,310	24,000
17. Buick Open	3,168,341	24,000
18. Southern Farm Bureau Classic	3,009,242	24,000
19. B.C. Open	2,915,271	24,000
20. Nissan Open	2,880,386	24,000
21. THE PLAYERS Championship	2,758,265	24,000
22. Buick Invitational	2,714,238	24,000
23. Canon Greater Hartford Open	2,661,536	24,000
24. Air Canada Championship	2,617,633	24,000
25. Greater Greensboro Chrysler Classic	2,492,188	24,000
26. MasterCard Colonial	2,370,515	24,000
27. Buick Classic	2,268,259	24,000
28. THE TOUR Championship	2,183,239	24,000
29. Bob Hope Chrysler Classic	2,111,006	24,000
30. Touchstone Energy Tucson Open	2,040,491	24,000
31. Bell Canadian Open	1,888,465	24,000
32. Las Vegas Invitational	1,680,486	24,000
33. Bay Hill Invitational	1,651,407	24,000
34. The Reno-Tahoe Open	1,456,526	24,000
35. GTE Byron Nelson Classic	1,027,540	24,000
TOTAL		\$1,015,000

BANK OF AMERICA CHARITY CUP

Beginning in 2000, Bank of America will sponsor the Bank of America Charity Cup, a season-long competition for PGA TOUR tournaments. A new format for the competition will debut in 2000 which will add an element of strategy and excitement. Participating tournaments will select a different player for each of the 49 PGA TOUR official money events via pgatour.com. A player may only be selected once during the course of the year by a given tournament. Total official money won by a tournament's selected players determines the tournament's standings in the competition. Participating tournaments will collectively receive over \$1 million from Bank of America for distribution to their local community charities.

TOUR WIVES ASSOCIATION

TOUR Wives Association, Inc. is a Florida not-for-profit corporation organized to render support for and provide assistance to needy children and their families through the means of charitable events. The Association is comprised of the wives of professional




golfers on the PGA TOUR and NIKE TOUR, as well as individuals and corporations that support the TOUR Wives Association's many charitable endeavors.


Since its incorporation in 1988, the TOUR Wives Association has supported children's charities across the country by raising money for child-related charities and given much back to the game of golf through personal and monetary contributions. In addition to the funds that are raised, the wives visit different charities in the communities where golf tournaments are held, spending time and playing with children supported by the charities.

The TOUR Wives Association will begin their fundraising efforts in 2000 with their own golf tournament, the TOUR Wives Golf Classic. This event, being played in Phoenix during the Phoenix Open, features TOUR Wives Association members competing in a nine-hole tournament, with husbands acting as their wives' caddies. The tournament, first held in 1987, continues to be a favorite fundraising effort for the Association.

While its membership varies from year to year, the commitment of the TOUR Wives Association to making a difference in the lives of needy children stands strong. The Association's dedicated members, past and present, have reached deep into their resources to balance the demands of family, work and travel and have given generously of themselves to realize their ideals.



For the seventh straight season, Phil Mickelson was among the top 30 on the PGA TOUR money list.



ADDITIONAL INFORMATION

SECTION 10

TOURNAMENT PLAYERS CLUBS

Tournament Players Club



The PGA TOUR's Tournament Players Club Network has maintained a reputation for operating high-quality clubs since its inception 20 years ago.

The TPC Network continues to grow, with 30 facilities currently open or under construction, including several overseas.

By the end of 1999, eight domestic Tournament Players Clubs either were in the planning or construction stage.

TPCs encompass all forms of golf-related operations — resort facilities, corporate/private membership clubs and daily fee courses — and, as such, PGA TOUR Golf Course Properties, Inc. is able to match the type of facility with the demands of each market in which a club operates.

The Network represents the highest standard in the golf course industry, commensurate with the members of the organization it represents, the players of the PGA TOUR. Each Tournament Players Club embodies the trademark of excellence first established with the flagship TPC at Sawgrass in Ponte Vedra Beach, FL, which opened its world-famous Stadium Course in the fall of 1980.

This commitment to overall excellence serves as the foundation for the Network's overall success.

The TPC Network was born through former PGA TOUR Commissioner Deane Beman's desire to provide TOUR players with quality golf courses that also would offer spectators enhanced viewing areas.

Beman also reasoned that development of quality facilities would alleviate the TOUR's dependency on the television dollar, while providing rent-free venues for tournaments. The savings in rent, in turn, would generate both increased purses and greater charitable contributions by the tournaments held at TPCs.

The TPC at Sawgrass was the first Tournament Players Club to hold a PGA TOUR event, becoming the permanent home of THE PLAYERS Championship in 1982. Today, a growing number of PGA TOUR and SENIOR PGA TOUR events are held at TPC facilities each year. In 1999, 16 tournaments were conducted on TPC courses. BUY.COM TOUR events will be played at TPCs in the future.

Many of the top golf course architects are connected with Tournament Players Club projects, including Pete Dye, Tom Fazio, Arnold Palmer, Jack Nicklaus, Gary Player, Arthur Hills, Jay Morrish, Tom Weiskopf, Greg Norman and Bob Von Hagge. Palmer, in fact, currently is involved in the design of four new Tournament Players Club courses: the TPC of the Twin Cities, the TPC at River's Bend in Cincinnati, the TPC of Boston and the 54-hole TPC at Lake Nona in Orlando, FL, which also will have courses designed by Fazio and Dye.

Moreover, in recognizing the importance of player input for tournament courses, TOUR members have served as design consultants, working closely with the lead architect. Examples are the two Tournament Players Clubs that opened in 1999: the TPC of Myrtle Beach, designed by Fazio with Lanny Wadkins serving as player consultant; and the TPC of Virginia Beach, designed by Dye with Curtis Strange as player consultant.

Scheduled to open in 2000 are the TPC at Deere Run (Moline, IL), co-designed by D.A. Weibring; the TPC at Wakefield Plantation (Raleigh, NC), designed by Hale Irwin; and the TPC of the Twin Cities, for which Tom Lehman is serving as player consultant.

TOURNAMENT PLAYERS CLUBS

Club	General Manager	Architect	Consultant	Tournament
1. TPC at Sawgrass Ponte Vedra Beach, FL	Mike Sullivan	Pete Dye	—	THE PLAYERS Championship
2. TPC at Eagle Trace Coral Springs, FL	Ronnie Parker	Arthur Hills	—	—
3. TPC at River Highlands Cromwell, CT	Bill Whaley	Pete Dye/ *DSI	Howard Twitty/ Roger Maltbie	Canon Greater Hartford Open
4. TPC at Prestancia Sarasota, FL	Robert Norton	Ron Garl	Mike Souchak	American Express Invitational
5. TPC at Avenel Potomac, MD	Todd Strane	Ault, Clark & Associates	Ed Sneed	Kemper Open
6. TPC of Scottsdale Scottsdale, AZ	Bill Grove	Jay Morrish/ Tom Weiskopf	Jim Colbert/ Howard Twitty	Phoenix Open
7. TPC at Southwind Memphis, TN	Bill Hughes	Ron Prichard	Hubert Green/ Fuzzy Zoeller	FedEx St. Jude Classic
8. TPC at Piper Glen Charlotte, NC	Burt Baine	Arnold Palmer	—	The Home Depot Invitational
9. TPC of Michigan Dearborn, MI	Steve Munch	Jack Nicklaus	—	FORD SENIOR PLAYERS Championship
10. TPC of Tampa Bay Tampa, FL	Jimmy Terry	*DSI	Chi Chi Rodriguez	GTE Classic
11. TPC at Summerlin Las Vegas, NV	Curt Hudek	*DSI	Fuzzy Zoeller	Las Vegas Invitational
12. TPC at Heron Bay Coral Springs, FL	Mike McGillocuddy	Mark McCumber	—	The Honda Classic
13. TPC at The Canyons Las Vegas, NV	Chuck Bombard	*DSI	Raymond Floyd	Las Vegas Senior Classic
14. TPC at Sugarloaf Atlanta, GA	Doug Meredith	Greg Norman	—	BellSouth Classic
15. TPC at Jasma Polana Princeton, NJ	Lee Woodruff	Gary Player	—	Bell Atlantic Classic
16. TPC of Myrtle Beach Murrell's Inlet, SC	Skip Corn	Tom Fazio	Lanny Wadkins	Ingersoll-Rand SENIOR TOUR Championship

* PGA TOUR Design Services, Inc., Bobby Weed, Chief Designer

** PGA TOUR Design Services, Inc., Chris Gray, Chief Designer

TOURNAMENT PLAYERS CLUBS

Club	General Manager	Architect	Consultant	Tournament
17. TPC of Virginia Beach Virginia Beach, VA	Chris Coleman	Pete Dye	Curtis Strange	BUY.COM Virginia Beach Open
18. TPC at Deere Run (2000) Moline, IL	Bob Bruns	**DSI/Golf Resources Group	D.A. Weibring	John Deere Classic
19. TPC of the Twin Cities (2000) Minneapolis, MN	Ken Lane	Arnold Palmer	Tom Lehman	Coldwell Banker Burnet Classic
20. TPC at Wakefield Plantation (2000) Raleigh, NC	Mike Davis	Hale Irwin Design	—	—
21. TPC at Valencia (2002) Valencia, CA	—	**DSI	Mark O'Meara	—
22. TPC at Lake Nona (2001) (54 holes) Orlando, FL	—	Pete Dye Arnold Palmer Tom Fazio	—	—
23. TPC at Fairfield (2002) New Orleans, LA	—	Pete Dye	TBD	COMPAQ Classic of New Orleans
24. TPC at River's Bend (2001) Cincinnati, OH	—	Arnold Palmer	—	—
25. TPC of Boston (2002) Norton, MA	—	Arnold Palmer	—	—
TOURNAMENT PLAYERS COURSES (Licensed Facilities — 4)				
1. TPC at The Woodlands The Woodlands, TX	—	Von Hagge & Devlin	—	Shell Houston Open
2. TPC at Four Seasons-Las Colinas Irving, TX	—	Jay Morrish	Ben Crenshaw/ Byron Nelson	GTE Byron Nelson Classic
3. TPC at PGA West La Quinta, CA	—	Pete Dye	—	—
4. TPC at Snoqualmie Ridge (1998) Seattle, WA	—	Jack Nicklaus	—	—
TPCs—INTERNATIONAL (5)				
TPC of Batoh Tochigi Prefecture, Japan	—	TPC Mission Hills Shenzhen, China	—	TPC of Mexico City (2001) Mexico City, Mexico
TPC of Mito Ibaraki Prefecture, Japan	—	TPC Ichihara Chiba, Japan	—	—

* PGA TOUR Design Services, Inc., Bobby Weed, Chief Designer

** PGA TOUR Design Services, Inc., Chris Gray, Chief Designer

PGA TOUR PRODUCTIONS

PGA TOUR Productions is the television, film and video production company of the PGA TOUR.

Most people know PGA TOUR Productions by its award-winning "Inside the PGA TOUR" and "Inside the SENIOR PGA TOUR," which are broadcast each week on ESPN and are celebrating their 16th and 10th seasons, respectively. Additionally, PGA TOUR Productions produces "This is The PGA TOUR" for FOX Sports Net.

In addition to the "Inside" shows, Productions has developed an expertise in delivering live and live-to-tape golf events, including the RE/MAX World Long Drive Championship, Chrysler Senior Match Play Challenge and JCPenney Classic, as well as the Touchstone Energy Tucson Open and The Reno-Tahoe Open for CNBC.

Last year, a state-of-the-art studio came on line at World Golf Village for live programming with USA Network. USA Network's early round action will be supplemented in 2000 with studio-based programming produced by Productions.

PGA TOUR Productions also serves a worldwide clientele by producing, in conjunction with the networks, international live telecasts of PGA TOUR events. In 1999, Productions launched the PGA TOUR Enhanced Feed, serving South and Central America, South Africa, Europe and Asia. PGA TOUR Productions' programming is distributed to more than 140 countries, translated into 17 languages and available to more than 250 million homes worldwide.

PGA TOUR Productions is housed in a 32,000-square-foot, all-digital facility at World Golf Village, located in St. Augustine, FL. Along with the latest in television and communications technology, Productions houses the world's most extensive golf footage library. World Golf Village is located adjacent to Interstate 95, just north of St. Augustine.



The home of PGA TOUR Productions



PGATOUR.com

(On the Internet at <http://www.pgatour.com>)

The PGA TOUR conquered a new frontier when it entered cyberspace on January 8, 1997,



quickly becoming one of the most popular sports sites on the World Wide Web.

Two years later, on August 16, 1999, PGATOUR.com joined forces with SportsLine USA, Inc., publisher of CBS SportsLine and GolfWeb, creating the largest, most comprehensive golf content, community and e-commerce site on the Internet.

Since going global, PGATOUR.com has gained a reputation as the Internet authority on golf, with complete coverage of the PGA TOUR, SENIOR PGA TOUR and BUY.COM TOUR, as well as the latest news, features and statistics from the European Tour, LPGA Tour and other golf organizations worldwide. The combined site also features recreational golf, travel opportunities, instruction and a variety of interactive tools such as the course guide.

PGATOUR.com averages more than 1.5 million page views each day as people access its exclusive features, and among the most popular is real-time scoring. Fans can track their favorite player's progress on a hole-by-hole basis.

New additions like "My Leaderboard" also have proven popular. The interactive feature enables fans to create their own personalized leaderboard to follow up to 10 of their favorite players' scores during tournaments.

The Broadcast Booth provides regular early-round coverage, and PGATOUR.com also features audio links to PGA TOUR Radio broadcasts. Players and fans can participate in chat sessions and listen to press conferences live. Video, instruction and the official online PGA TOUR Shop complete the site.

With the help of Foundation Sponsors Michelob, IBM, Titleist and Buick, PGATOUR.com continues to develop new innovative technology and interactive features that will offer viewers a unique experience while making it the No. 1 destination for golf fans on the Web.

PGA TOUR RADIO

PGA TOUR Radio (PGATR), the exclusive radio rights holder of the PGA TOUR, broadcasts the only live play-by-play coverage of the PGA TOUR and SENIOR PGA TOUR. Golf fans are provided with comprehensive, insightful and entertaining Saturday and Sunday coverage for 40 tournaments.



Now in its fourth year of broadcasting, PGA TOUR Radio reaches one-million-plus golf fans through more than 290 radio stations in more than 160 markets in the United States and Canada. Weekly programming consists of the following:

Leaderboard Updates — “news break” tournament summary reports of the day’s leaders and timely story vignette that focus on all three TOURs airing Thursday-Sunday
Straight from the TOUR —one hour magazine show airing on Saturday mornings
Live Play-by-Play — live broadcast two hours each on Saturday and Sunday

PGA TOUR Radio also offers the only live professional golf coverage on the World Wide Web, broadcasting each week on pgatour.com.

Additional information, including broadcast schedules and audio feeds, can be found on pgatourradio.com and pgatour.com.

The 2000 PGA TOUR Radio schedule:

1999 PGA TOUR RADIO SCHEDULE**

Date	Event
Jan. 22-23	Bob Hope Chrysler Classic
Jan. 29-30	Phoenix Open
Feb. 5-6	AT&T Pebble Beach National Pro-Am
Feb. 12-13	Buick Invitational
Feb. 19-20	Nissan Open
Feb. 26-27	WGC-Andersen Consulting Match Play Championship
Mar. 4-5	Doral-Ryder Open
Mar. 11-12	The Honda Classic
Mar. 18-19	Bay Hill Invitational presented by Cooper Tires
Mar. 25-26	THE PLAYERS Championship
Apr. 1-2	BellSouth Classic
Apr. 1-2	The Countrywide Tradition
Apr. 8-9	<i>PGATR @ The Masters</i>
Apr. 15-16	MCI Classic
Apr. 22-23	Greater Greensboro Chrysler Classic
Apr. 29-30	Shell Houston Open
May 6-7	The Home Depot Invitational
May 13-14	GTE Byron Nelson Classic
May 20-21	MasterCard Colonial
May 27-28	Memorial Tournament
June 3-4	Kemper Open
June 10-11	Buick Classic
June 17-18	<i>PGATR @ U.S. Open</i>
June 24-25	FedEx St. Jude Classic
July 1-2	Canon Greater Hartford Open
July 8-9	Advil Western Open
July 15-16	FORD SENIOR PLAYERS Championship
July 22-23	Bell Atlantic Classic
July 29-30	John Deere Classic
Aug. 5-6	The International
Aug. 12-13	Buick Open
Aug. 20	<i>PGATR @ PGA Championship</i>
Aug. 26-27	WGC-NEC Invitational
Sept. 2-3	Air Canada Championship
Sept. 9-10	Bell Canadian Open
Sept. 17	Kroger Senior Classic
Sept. 30-Oct. 1	Buick Challenge
Oct. 7-8	Michelob Championship at Kingsmill
Oct. 14-15	Las Vegas Invitational
Oct. 21-22	<i>PGATR @ The Presidents Cup</i>
Oct. 28-29	BUY.COM TOUR Championship
Nov. 4-5	THE TOUR Championship presented by Southern Company
Nov. 4-5	Ingersoll-Rand SENIOR TOUR Championship

SENIOR PGA TOUR events in **bold**

“PGATOUR @” is NOT play-by-play coverage

** Schedule subject to change

WORLD GOLF VILLAGE



Bruce Lucker
Chief Operating Officer
World Golf Hall of Fame

World Golf Village is one of the most ambitious projects ever undertaken in golf. Situated along Interstate 95 in Northeast Florida, it is a major international focal point for the game, as well as a premier tourism, business and golf destination.

The Village offers an environment that not only honors the game of golf and its great players, but also provides an entertaining and educational experience for golfers and non-golfers from around the world.

Its centerpiece is the 75,000-square-foot World Golf Hall of Fame, museum and IMAX Theater. Circling the Village Lake is the Walk of Champions, honoring each member of the World Golf Hall of Fame.

Overall, World Golf Village is a celebration of a game rich in history and tradition, a theme that carries beyond the actual Hall of Fame building and into other components of the Village.

The complex also includes the first of three courses for the Saint Johns Development, of which World Golf Village is a part. The course, developed by Scratch Golf, is named "The Slammer and The Squire" after Hall of Fame design consultants Sam Snead and the late Gene Sarazen, who worked with architect Robert Weed. The Slammer and The Squire serves as home for the Liberty Mutual Legends of Golf, which is played the week before THE PLAYERS Championship.

Hall of Famers Arnold Palmer and Jack Nicklaus are collaborating for the first time on the second golf course, The King & The Bear, which is scheduled to open in the fall of 2000.

Additional amenities at World Golf Village include the 10-story, 300-room Renaissance Hotel and Conference Center, developed by John Q. Hammons, Inc.; The Residences corporate villas by EcoGroup; the Vistana Resort at World Golf Village, a complex of interval vacation villas; The Shops at World Golf Village, an upscale shopping area; plus the headquarters for PGA TOUR Productions. Future components include a golf academy and Mayo Clinic facility.

Shell Oil Company is the Founding Partner of the World Golf Village. The number to call for World Golf Village information is 904-940-4000; its web site is www.wgv.com.



WORLD GOLF
VILLAGE



Shell
FOUNDING
PARTNER

A view of World Golf Village featuring the World Golf Hall of Fame



WORLD GOLF HALL OF FAME

The support the World Golf Hall of Fame has received from the world's major golf organizations distinguishes it as a unique partnership that reflects the universality of the game and promise for further growth.



The Hall of Fame and accompanying exhibits honor the great players and contributors to the game, and entertain and inform the public about the rich history and tradition of golf internationally.

Artifacts from the former World Golf Hall of Fame in Pinehurst, NC were incorporated into the museum exhibits. But the overall experience is intended to interest golfers and non-golfers alike by introducing modern technology and interactive displays that continually are being enhanced.

The building also features an IMAX Theater, with a screen 80 feet high and 60 feet wide, for which a special film about golf is being developed.

The 71 players and contributors inducted into the former Hall of Fame in Pinehurst and/or the LPGA Hall of Fame were "grandfathered" into the new facility. Annual induction ceremonies for newly elected Hall of Fame members are held each year, bringing together dignitaries from throughout the golf world.

The first elections for the PGA TOUR and International Ballots were conducted in 1996 and 1997. Johnny Miller was the only player elected in 1996, receiving the necessary 75 percent of votes on the PGA TOUR Ballot. Seve Ballesteros of Spain and Nick Faldo of England became the first players elected through the International Ballot in 1997, their first year of eligibility. Faldo was inducted in 1998 and Ballesteros was inducted last March with the late Lloyd Mangrum, who was admitted in 1998 via the PGA TOUR Ballot, and LPGA star Amy Alcott.

World Golf Hall of Fame induction ceremony



WORLD GOLF HALL OF FAME SUPPORTING ORGANIZATIONS

American Junior Golf Association	BUY.COM TOUR
American Society of Golf Course Architects	PGA of America
Augusta National Golf Club	European Tour
Club Managers Association of America	Japan Golf Tour
Golf Course Builders Association of America	Southern Africa Tour
Golf Course Superintendents Association of America	PGA TOUR
Golf Writers Association of America	PGA Tour of Australasia
Ladies Professional Golf Association	PGA TOUR Productions
LPGA Sponsors Association	PGA TOUR Tournaments Association
LPGA Teaching & Club Professional Division	Royal & Ancient Golf Club of St. Andrews
National Golf Course Owners Association	Royal Canadian Golf Association
National Golf Foundation	SENIOR PGA TOUR
National Minority Golf Foundation	SENIOR PGA TOUR Tournament Association
	United States Golf Association

MEMBERS OF THE WORLD GOLF HALL OF FAME

INDUCTED VIA THE FORMER WORLD GOLF HALL OF FAME IN PINEHURST, NC

(selected by the Golf Writers Association of America):

1974	Patty Berg, Walter Hagen, Ben Hogan, Robert T. Jones, Byron Nelson, Jack Nicklaus, Francis Ouimet, Arnold Palmer, Gary Player, Gene Sarazen, Sam Snead, Harry Vardon, Babe Zaharias
1975	Willie Anderson, Fred Corcoran, Joseph C. Dey, Chick Evans, Tom Morris, Jr., John H. Taylor, Glenna C. Vare, Joyce Wethered
1976	Tommy Armour, James Braid, Tom Morris, Sr., Jerome Travers, Mickey Wright
1977	Bobby Locke, John Ball, Herb Graffis, Donald Ross
1978	Billy Casper, Harold Hilton, Dorothy Campbell Hurd Howe, Bing Crosby, Clifford Roberts
1979	Louise Suggs, Walter Travis
1980	Lawson Little, Henry Cotton
1981	Lee Trevino, Ralph Guldahl
1982	Julius Boros, Kathy Whitworth
1983	Bob Hope, Jimmy Demaret
1985	JoAnne Carner
1986	Cary Middlecoff
1987	Robert Trent Jones, Betsy Rawls
1988	Tom Watson, Peter Thomson, Bob Harlow
1989	Raymond Floyd, Nancy Lopez, Roberto De Vincenzo, Jim Barnes
1990	William C. Campbell, Paul Runyan, Gene Littler, Horton Smith
1992	Hale Irwin, Chi Chi Rodriguez, Richard Tufts, Harry Cooper

INDUCTED VIA THE LPGA HALL OF FAME:

1951	Betty Jameson	1994	Dinah Shore
1977	Sandra Haynie, Carol Mann	1995	Betsy King
1991	Pat Bradley	1999	Amy Alcott
1993	Patty Sheehan		

ELECTED THROUGH THE PGA TOUR HALL OF FAME:

1996	Johnny Miller
1998	Lloyd Mangrum

ELECTED THROUGH THE INTERNATIONAL BALLOT:

1997	Seve Ballesteros, Nick Faldo
------	------------------------------

PGA TOUR PIONEERS/MEMBERS IN WORLD GOLF HALL OF FAME

Willie Anderson

The son of a Scottish greenkeeper, Anderson emigrated to the U.S. at age 15 and became the first dominant player in America. He won the U.S. Open four times before age 27, including three consecutively from 1903 to 1905. Anderson finished in the top five 11 of the 14 times that he competed in the national championship.

Tommy Armour

A native of Edinburgh, the "Silver Scot" won the 1927 U.S. Western Open, the 1930 PGA Championship and the 1931 British Open. One of golf's most respected instructors, Armour excelled despite injuries suffered in World War I that left him with one eye and with metal plates in his head and arm.

Jim Barnes

An assistant pro in England at age 15, Barnes came to America at 19, and between 1916 and 1925 won all the major tournaments of his day: the Western Open in 1914, 1917 and 1919; the first two PGA Championships in 1916 and 1919; the 1921 U.S. Open; and the 1925 British Open.

Julius Boros

An accountant by trade, Boros turned professional at age 30. Just two years later, in 1952, he won the U.S. Open and was named PGA Player of the Year. He claimed a second U.S. Open in 1963 at The Country Club in Brookline, MA, and in 1968 captured the PGA Championship at age 48.

Billy Casper

A brilliant putter, Casper won the Vardon Trophy for lowest scoring average five times and was a member of eight Ryder Cup teams. Of his 60 career victories, three were major championships, including the 1966 U.S. Open, when he came from seven strokes back with nine holes to play to tie Arnold Palmer, then won their playoff.

Harry Cooper

Known as "Lighthorse Harry" for the speed at which he played, Cooper won more than 30 professional tournaments between 1926 and 1942. He was never able to capture a major championship, finishing second on three occasions. In 1937, he won nine tournaments and was the first winner of the Vardon Trophy for lowest scoring average.

Fred Corcoran

As tournament manager of the PGA from 1936 to 1947, Corcoran more than doubled the number of Tour events. Working with Babe Zaharias and Patty Berg, and with financial support from Wilson, he was instrumental in forming the LPGA Tour in 1949. Also a promoter and agent, he founded the Golf Writers Association of America in 1946.

Jimmy Demaret

With a personality as colorful as his wardrobe, Demaret was one of golf's most popular figures for four decades. The Texas native once quit professional golf to become a nightclub singer, but returned in 1938 and won the 1940 Masters. After serving in the Navy during World War II, he won the Masters in 1947 and 1950.

Roberto De Vicenzo

De Vicenzo, a native of Argentina, turned professional in 1938 at age 15. He joined the USPGA in 1947 and collected nine career tour victories. A truly international champion, he won more than 200 tournaments worldwide, most notably the 1967 British Open. In 1980 at Winged Foot, De Vicenzo won the inaugural U.S. Senior Open.

PGA TOUR PIONEERS/MEMBERS IN WORLD GOLF HALL OF FAME

Joseph C. Dey

Golf's most respected administrator, Dey was named Executive Secretary of the USGA in 1934, a position he held for 34 years. As the first commissioner of what became the PGA TOUR, he guided the tournament players in their split from the PGA of America. In 1975 he became the second American to captain the Royal and Ancient.

Nick Faldo

Faldo compiled an astounding record prior to his 1997 election to the Hall of Fame. In 20 years he won more than 40 tournaments worldwide, including three British Opens and three Masters Tournaments, and competed on 11 European Ryder Cup Teams. In 1990, Faldo was the first international player to be named PGA of America Player of the Year.

Raymond Floyd

With the 1969 and 1982 PGA Championships and the 1976 Masters Tournament to his credit, Floyd was already a player of renown when he won his fourth major championship title. In 1986, at age 43, he captured the U.S. Open at Shinnecock Hills. His steely competitiveness carried over to a successful career on the SENIOR PGA TOUR.

Ralph Guldahl

In 1938, Guldahl quit tournament golf in frustration to sell cars in Dallas. He returned one year later and, with victories at Oakland Hills in 1937 and Cherry Hills in 1938, became one of the few players to capture consecutive U.S. Open titles. He also won three consecutive Western Opens and the 1939 Masters Tournament.

Walter Hagen

Flamboyant and charismatic, Hagen was the first professional to make a living playing golf, rather than teaching it. Wild off the tee, but superb at recovery, his fame mirrored his lifestyle. Captain of the first six American Ryder Cup teams, he won two U.S. Opens, four British Opens and five PGA Championships, including four consecutively.

Bob Harlow

Harlow, a newspaperman from Massachusetts, was best known as the founder of Golf World Magazine. As manager for Walter Hagen from 1921 to 1929, and later for Joe Kirkwood, he arranged exhibitions both nationally and abroad. From 1930 to 1935, he served as tournament manager for the PGA TOUR.

Ben Hogan

Hogan was legendary for his intensity and dedication to perfection. Having already claimed two PGA Championships and the U.S. Open by 1948, he suffered a life-threatening auto accident in 1949. Miraculously, he returned to win the U.S. Open in 1950, 1951 and 1953; the Masters Tournament in 1951 and 1953; and the 1953 British Open.

Hale Irwin

An All-America in golf and All-Conference in football at the University of Colorado, Irwin won the 1967 NCAA Golf Championship. Between 1974 and 1990, he captured three U.S. Open titles, the last at age 45 in a 19-hole playoff. After 1995, he devoted himself to golf course design and the SENIOR PGA TOUR.

Lawson Little

Stocky and powerful, but renowned for his short game, Little's greatest achievements came as an amateur. In 1934 and 1935, he captured the "Little Slam," winning both the U.S. and British Amateur Championships. After turning professional in 1936, he won seven events, most notably the 1940 U.S. Open in a playoff with Gene Sarazen.

PGA TOUR PIONEERS/MEMBERS IN WORLD GOLF HALL OF FAME

Gene Littler

Littler's first PGA TOUR win came in 1954 as an amateur. His last was in 1977 at age 47. He won the U.S. Amateur in 1953 and the U.S. Open in 1961, but lost both the Masters Tournament and the PGA Championship in playoffs. Littler amassed a total of 29 career PGA TOUR victories.

Lloyd Mangrum

Known as a tough competitor with an aggressive style of play, Mangrum competed in an era that also included Hall of Famers Ben Hogan, Byron Nelson, Jimmy Demaret and Sam Snead. He counted the 1946 U.S. Open among his 36 career victories.

Cary Middlecoff

After becoming the first amateur to win the North and South Open, Dr. Middlecoff abandoned a career in dentistry and turned professional in 1947. A brilliant analyst of the game and the golf swing, he won the U.S. Open in 1949 and 1956 and the Masters Tournament in 1955. He retired with 37 career victories.

Johnny Miller

Miller dominated international golf in the early 1970s, winning 20 tournaments in six years. A remarkable 63 in the final round secured his victory in the 1973 U.S. Open at Oakmont. Winner of the 1976 British Open at Royal Birkdale, Miller gained renown as a television commentator before joining the SENIOR PGA TOUR in 1997.

Byron Nelson

"Lord Byron" won two Masters Tournaments, two PGA Championships and the 1939 U.S. Open. He is best remembered for his 1945 season, when he won 19 tournaments, including 11 consecutively, finished second seven times and compiled a remarkable stroke average of 68.33. In 1947, at age 34, Nelson retired to his ranch in Texas.

Jack Nicklaus

The legendary Bobby Jones said of him: "He plays a game with which I am not familiar." In his monumental career, Nicklaus amassed 18 professional major championship victories, far surpassing any golfer before or since. With more than 100 victories around the world, "The Golden Bear" is arguably the best golfer of the modern era.

Arnold Palmer

The most charismatic player in history, Palmer's emergence in the late 1950s coincided with televised golf to generate unprecedented interest in the game. Arnie won the U.S. Amateur in 1954 and the U.S. Open in 1960. Also among the more than 80 professional victories he collected were four Masters Tournaments, two British Opens and five major championships on the SENIOR PGA TOUR.

Gary Player

South African Gary Player made up for his diminutive size with a rigorous schedule of fitness training and persistent practice unequalled in golf. His career victories numbered more than 120 worldwide and included all four major championships. Player found later success as a dominant force on the SENIOR PGA TOUR.

Chi Chi Rodriguez

Rodriguez won eight PGA TOUR events and collected more than 20 SENIOR PGA TOUR titles in his career. But it is his charitable work that will be best remembered. His pro-am tournament helped fund the Children's Hospital in his native Puerto Rico, and his Youth Foundation raised millions for disadvantaged children in Florida.

PGA TOUR PIONEERS/MEMBERS IN WORLD GOLF HALL OF FAME

Paul Runyan

Although one of the shortest hitters of his time, Runyan won more than 50 professional tournaments. After joining the Tour in 1933, he captured 16 events in two years and was leading money-winner in 1933 and 1934. A highly regarded short game and putting instructor, he won the PGA Championship twice, in 1934 and 1938.

Gene Sarazen

Sarazen was the first golfer to win all four major championships. He won the U.S. Open in 1922 and 1932; the PGA in 1922, 1923, and 1933; and the British Open in 1932. But his victory in the 1935 Masters Tournament is best remembered for a remarkable final-round double-eagle on the 15th hole at Augusta National.

Horton Smith

In 1929, at age 21, Smith played in 19 professional events, winning eight and finishing second four times. He remained a top professional throughout the 1930s, winning the first and third Masters Tournaments in 1934 and 1936. His last tournament win came in 1941, the year before he left golf to join the army.

Sam Snead

"Slammin' Sam" Snead is renowned for his classical swing and the longevity of his career. The winner of three PGA Championships, three Masters Tournaments and the British Open, he made eight Ryder Cup appearances and was captain of the U.S. Team three times. Snead recorded 81 Tour victories, his last in 1965 at age 52.

Peter Thomson

One of the most intriguing players the game has known, the Australian-born Thomson captured five British Open titles between 1954 and 1965, including three consecutively from 1954 to 1956. With wide interests that ranged from politics to music, Thomson maintained successful careers as a writer and golf course architect outside of competition.

Lee Trevino

The ultimate self-made champion, Trevino made the transition from assistant professional at a Texas driving range to U.S. Open champion. He captured that title twice, in 1968 and 1971. With two British Opens, two PGA Championships and six Ryder Cup appearances to his credit, he later had a dominant career on the SENIOR PGA TOUR.

Tom Watson

Watson's major championship victories included five British Opens and two Masters Tournaments. His victory in the 1982 U.S. Open featured a dramatic chip-in on the 17th hole at Pebble Beach. Arguably the most consistent player for a decade, he was the PGA TOUR's leading money-winner and Player of the Year four consecutive times from 1977 to 1980.

CHARITABLE MISSION OF THE WORLD GOLF FOUNDATION

World Golf Foundation, Inc. is a nonprofit organization that has received the support of all major golf organizations throughout the world. The responsibilities of the World Golf Foundation include managing the World Golf Hall of Fame, the IMAX Theater and various charitable initiatives.

As the Founding Partner of World Golf Village, Shell Oil Company provides financial support and plays a lead role in the World Golf Hall of Fame and its charities.

One of the World Golf Foundation's charitable missions, on behalf of the supporting golf organizations, is to introduce golf to those who otherwise may not have an opportunity to experience the game, and through the golf experience promote scholastic achievement, community service, and the values of honesty, integrity and sportsmanship.

To this end, The First Tee was introduced in Nov. 1997 as an initiative to create new facilities and affordable access to golf. This initiative has the support and participation of various key sectors, including leading golf organizations and foundations, and a wide range of public sector constituencies.

"We want to create affordable entry points to golf for everyone who is interested in playing the game," said former President George Bush, Honorary Chairman of The First Tee.


The vision is to create hundreds of facilities and programs throughout the United States over the next 10 years, impacting those who have not had exposure to the game, particularly youth.

"Those of us who believe in the values of golf want to see the opportunity to play the game extended to all segments of our population," said Tim Finchem, PGA TOUR Commissioner and Chairman of the World Golf Foundation Board of Directors. "This program, The First Tee, can have a tremendous impact on golf – but, more importantly, it can have a real impact on the lives of young people who are attracted to the game."

A menu of model programs can be implemented in communities based on land availability, existing golf facilities, area needs and the level of support of municipalities and other youth programs.

The First Tee provides golf management expertise, consulting services and land planning to communities and organizations interested in having The First Tee in their areas. While proceeds from the World Golf Hall of Fame benefit The First Tee, public-private partnerships in each community are the primary funding source for each facility.

"With the support of the public and private sectors, and with the expertise of so many golf organizations available to this program, golf will find its way into new communities and new segments of the population," Finchem said.



THE FIRST TEE



The First Tee is a World Golf Foundation initiative to create new facilities and affordable access to golf, with special emphasis on youngsters who otherwise may not have an opportunity to experience the game.

The initial goal of The First Tee was to identify sites for 100 golf facilities in various stages of planning, development and operation by the end of the year 2000. Each of these facilities will have the capability of introducing golf to as many as 1,000 children and adults annually.

The First Tee is well on its way to fulfilling that initial goal. In October of 1999, nearly two years after the initiative first was announced, the second First Tee National Association meeting was held in Houston. More than 400 civic, business and political leaders attended, representing more than 75 First Tee Chapters or Chapters in development and 100 communities.

The true value of the program is based on golf's unique ability to instill and nurture essential values, such as honesty, integrity, sportsmanship and a solid work ethic in young people who are introduced to the game.

This initiative has the support and participation of a variety of key sectors:

- The leading U.S. golf organizations, including the PGA TOUR, United States Golf Association, PGA of America, Ladies Professional Golf Association and Augusta National Golf Club, which are represented on the First Tee Oversight Committee.
- A wide range of public sector constituencies, including the U.S. Department of Housing and Urban Development, Bureau of Land Management, National Association of Parks and Recreation, National League of Cities, U.S. Conference of Mayors and the National Association of County Officials.
- A variety of groups, including the Tiger Woods Foundation and the National Minority Golf Foundation, dedicated to extending the reach of golf to new segments of the population.


The First Tee currently is focused on developing financial support and acquiring locations for these golf facilities. Common types of facilities include a three-hole course, a nine-hole executive length course, a full-scale 18-hole course and a 21-hole facility. All of these facilities will feature extensive teaching and practice areas and a multi-use clubhouse.

The development effort depends on support from prominent individuals and organizations who appreciate the values instilled by golf and the game's ability to positively influence young people's lives.

Primary contributions of the initiative include the provision of expertise and consulting advice, land planning services and other services to reduce the total cost of each project.


Funds raised will be leveraged through public-private partnerships to significantly increase the impact of the initial contributions.

The First Tee Board of Trustees oversees the fundraising, budget and program functions of The First Tee. President George Bush is Honorary Chairman of the initiative.



PGA TOUR Commissioner Tim Finchem speaking in San Antonio

With his victory at the 1999 Nissan Open, Els won for the sixth consecutive season and leads the PGA TOUR in that category.



MISCELLANEOUS

SECTION 11

PGA TOUR MEDIA REGULATIONS

GENERAL REGULATIONS

The following regulations are to be followed by *all* members of the media:

1. A daily "inside the ropes" access sticker is necessary to walk inside the gallery ropes. Remain not more than an arm's length from the ropes, so as to blend into the gallery and appear to be a part of the gallery at all times.
2. Players are not to be distracted during play. Do not interview players or ask them to pose for photographs during their rounds.
3. Do not interview players or ask them to pose for photographs during their practice sessions before a round, except by prior arrangement with the player.
4. If an interview is to be conducted in the practice areas, either the range or the putting green, it must be done by prior arrangement with the player, up against the ropes and not in the middle of the areas where it could be distracting to other players.
5. Do not disturb players at their 18th green and/or scoring tent until after they have checked, signed and returned their scorecards. Media are not allowed in the scoring tent.

WORKING PRESS REGULATIONS

To avoid embarrassment to you and distraction to the contestants:

1. Do not walk or stand in playing areas.
2. Follow directions of marshals and other officials.
3. Do not interview during play. The leading players each day—and others requested—will be interviewed following their rounds in the Press Room interview area.

TAPE RECORDER REGULATIONS

1. All tape recorder work should be done in the proximity of the Press Room and/or clubhouse.
2. Tape recorders are not permitted in the locker room.
3. Tape recorders are not permitted within the playing area of the golf course unless written permission has been granted from PGA TOUR.

WEATHER DELAY GUIDELINES

1. During weather delay situations, no one other than players and essential staff will be permitted in the locker room. This means the media are not permitted in the locker room in such situations. However, whenever possible, arrangements will be made to provide players for interviews during such situations.
2. Fully accredited members of the news media will be welcome in the locker room at all other times to carry out their assigned duties. (Note: Cameras and tape recorders are not permitted in the locker room.)

PHOTOGRAPHY REGULATIONS

Photo credentials will be issued only to personnel on assignment from recognized and accredited publications or news services. Requests for credentials must be made by the appropriate news agency, not by the photographer. PGA TOUR reserves the right to refuse photo credentials in its sole discretion.

Photographic likenesses of PGA TOUR, SENIOR PGA TOUR and BUY.COM TOUR players and tournament courses may be used only by the news agency which the photographer represents. Any other use must be approved in advance in writing by PGA TOUR.

Commercial exploitation of player or course photographs without written consent of the players or courses and PGA TOUR is prohibited.

A limited number of photo stickers, which permit the wearer access inside the gallery ropes, may be issued. Photographers who do not have stickers must stay outside the gallery ropes. Photographic assistants will not be issued stickers.

Cameras may be used only by accredited media representatives who have been assigned photo credentials, and such use is subject to the following conditions:

1. Photographers with stickers must stay within one arm's length of the ropes at all times. Photographers without stickers are not permitted inside the ropes at any time.
2. The use of golf carts is prohibited at all times.
3. Photographers must not position themselves in the line of play. If requested to move by a player, his caddie or an official, the photographer will do so without delay or discussion.
4. No photograph shall be taken until a player has completed his stroke.
5. Players should not be asked to pose during a round.
6. Noise-free equipment must be used at all times.
7. Cameras are not permitted in the scoring tent or in the locker rooms.

The Photographer shall indemnify, defend and hold the Tournament and the PGA TOUR and their respective officers, agents, representatives, successors and assigns harmless from and against any and all expenses, lawsuits, damages, costs and liabilities (including reasonable attorney's fees and expenses) incurred by, arising from, or in connection with (1) the unauthorized use of photographs taken by the Photographer, whether such unauthorized use is by the Photographer, the company designating the Photographer to use the credential on its behalf, or some third party to whom the photographs are distributed; (2) any injuries resulting from acts or omissions by the Photographer or some third party to whom the Photographer directly or indirectly distributed the material; (3) any cameras, wires, cables or other equipment brought to the premises by the Photographer, or (4) the use of any photographs of any matter other than coverage of the Tournament.

TELEVISION COVERAGE REGULATIONS

The PGA TOUR retains exclusive television rights (including but not limited to broadcast, cable, home video) to all events on the PGA TOUR, SENIOR PGA TOUR and BUY.COM TOUR. No live or tape-delayed broadcast of any portion of any PGA TOUR, SENIOR PGA TOUR or BUY.COM TOUR event is permitted without the prior written consent of PGA TOUR.

In most cases, play-by-play television rights have been sold for network broadcast.

Stations or networks that have not purchased the rights to originate play-by-play coverage of events from the PGA TOUR are permitted to broadcast highlights coverage of such events only under the following conditions:

1. Televised coverage shall not be in excess of three minutes of highlights daily from each TOUR (and six minutes total for all three TOURs) and may not purport to be live, play-by-play coverage from the course. Requests for expanded coverage must be submitted in writing to PGA TOUR.
2. All highlights coverage must be part of regularly scheduled news and/or sports programs.
3. Highlights from any day's play may not be broadcast or used for any other purpose after seven days from the conclusion of play each day.
4. No action footage of any day's play may be broadcast until that day's live or tape-delayed coverage by the television network is concluded.
5. No footage may be inserted into any commercial announcement or sold to any other broadcast entity or agency.
6. As the exclusive rights holder, PGA TOUR is the absolute owner of all footage shot at the tournament site (golf action or other footage) and may request copies of any footage shot at PGA TOUR, SENIOR PGA TOUR and BUY.COM TOUR events. Such footage will be provided to the TOUR at cost upon request.
7. The use of golf carts is prohibited at all times.
8. Only personnel with appropriate credentials will be allowed inside the gallery ropes, and they must stay within one arm's length of the ropes at all times. All support personnel must remain outside the ropes.

RADIO COVERAGE REGULATIONS

The PGA TOUR retains exclusive national radio rights to all events on the PGA TOUR, SENIOR PGA TOUR and BUY.COM TOUR.

No live or tape-delayed broadcast of any portion of any PGA TOUR, SENIOR PGA TOUR or BUY.COM TOUR event is permitted without the prior written consent of the PGA TOUR.

In some cases, play-by-play radio rights have been sold for network broadcast.

Stations or networks that have not purchased the rights to originate play-by-play coverage of events from the PGA TOUR are permitted to broadcast highlights coverage of such events only under the following conditions:

1. Coverage shall not be in excess of three minutes of highlights and may not purport to be live, play-by-play coverage from the course.
2. All highlights coverage must be part of regularly scheduled news and/or sports programs and may not be broadcast after seven days from the conclusion of play on that day.
3. As the exclusive rightsholder, PGA TOUR may request copies of any coverage of PGA TOUR, SENIOR PGA TOUR and BUY.COM TOUR events. Such coverage will be provided to the TOUR at cost upon request.
4. The use of golf carts is prohibited at all times.
5. Only personnel with appropriate credentials will be permitted into the media center and locker room areas.
6. Radio broadcasters are not permitted inside the gallery ropes at any time.
7. Broadcasters are not permitted to talk to players during play or after the round until the player has signed his scorecard.
8. Tape recorders are not permitted in the locker room.

INTERNET SERVICE REGULATIONS

Media credentials will be issued only to personnel on assignment from recognized golf or legitimate news internet sites, as determined by PGA TOUR in its sole discretion. Individuals representing multiple interests (such as a recognized golf magazine and an internet site) must agree to be bound by all applicable media regulations.

PGA TOUR retains exclusive broadcast rights (including but not limited to network, cable, internet, home video) to all events on the PGA TOUR, SENIOR PGA TOUR and BUY.COM TOUR. No live or tape-delayed delivery of any event is permitted without the prior written consent of the PGA TOUR. Scores and statistics may be distributed only in accordance with these regulations.

1. Coverage must be part of the news portion of the site and must not purport to be live, play-by-play, or real-time coverage from the course.
2. Scoring information appearing on a site may be provided no sooner than thirty minutes after the actual occurrence of the shots, or after the time such information is legally available as public domain information if sooner than thirty minutes after the actual occurrence of the shots.
3. Photographic images of PGA TOUR, SENIOR PGA TOUR and BUY.COM TOUR players may be used for legitimate news coverage only, and may be used together with news stories during the day's play, so long as such photographs are not used with other real time or near real-time information to create a "shot-by-shot" account of the day's play. Commercial exploitation of these images without written consent of the players and PGA TOUR is prohibited.

PRIZE MONEY DISTRIBUTION CHARTS

PRO-AM CHART	
\$10,000	
Individual & Team	
POSITION	PRIZE
1 —	\$1,000
2 —	800
3 —	700
4 —	600
5 —	500
6 —	400
7 —	310
8 —	260
9 —	230
10 —	200

\$2,000,000	
POSITION	PRIZE
1 —	\$360,000
2 —	\$216,000
3 —	\$136,000
4 —	\$96,000
5 —	\$80,000
6 —	\$72,000
7 —	\$67,000
8 —	\$62,000
9 —	\$58,000
10 —	\$54,000
11 —	\$50,000
12 —	\$46,000
13 —	\$42,000
14 —	\$38,000
15 —	\$36,000
16 —	\$34,000
17 —	\$32,000
18 —	\$30,000
19 —	\$28,000
20 —	\$26,000
21 —	\$24,000
22 —	\$22,400
23 —	\$20,800
24 —	\$19,200
25 —	\$17,600
26 —	\$16,000
27 —	\$15,400
28 —	\$14,800
29 —	\$14,200
30 —	\$13,600
31 —	\$13,000
32 —	\$12,400
33 —	\$11,800
34 —	\$11,300
35 —	\$10,800
36 —	\$10,300
37 —	\$9,800
38 —	\$9,400
39 —	\$9,000
40 —	\$8,600
41 —	\$8,200
42 —	\$7,800
43 —	\$7,400
44 —	\$7,000
45 —	\$6,600
46 —	\$6,200
47 —	\$5,800
48 —	\$5,480
49 —	\$5,200
50 —	\$5,040
51 —	\$4,920
52 —	\$4,800
53 —	\$4,720
54 —	\$4,640
55 —	\$4,600
56 —	\$4,560
57 —	\$4,520
58 —	\$4,480
59 —	\$4,440
60 —	\$4,400
61 —	\$4,360
62 —	\$4,320
63 —	\$4,280
64 —	\$4,240
65 —	\$4,200
66 —	\$4,160
67 —	\$4,120
68 —	\$4,080
69 —	\$4,040
70 —	\$4,000

\$2,100,000	
POSITION	PRIZE
1 —	\$378,000
2 —	\$226,800
3 —	\$142,800
4 —	\$100,800
5 —	\$84,000
6 —	\$75,600
7 —	\$70,350
8 —	\$65,100
9 —	\$60,900
10 —	\$56,700
11 —	\$52,500
12 —	\$48,300
13 —	\$44,100
14 —	\$39,900
15 —	\$37,800
16 —	\$35,700
17 —	\$33,600
18 —	\$31,500
19 —	\$29,400
20 —	\$27,300
21 —	\$25,200
22 —	\$23,520
23 —	\$21,840
24 —	\$20,160
25 —	\$18,480
26 —	\$16,800
27 —	\$16,170
28 —	\$15,540
29 —	\$14,910
30 —	\$14,280
31 —	\$13,650
32 —	\$13,020
33 —	\$12,390
34 —	\$11,865
35 —	\$11,340
36 —	\$10,815
37 —	\$10,290
38 —	\$9,870
39 —	\$9,450
40 —	\$9,030
41 —	\$8,610
42 —	\$8,190
43 —	\$7,770
44 —	\$7,350
45 —	\$6,930
46 —	\$6,510
47 —	\$6,090
48 —	\$5,754
49 —	\$5,460
50 —	\$5,292
51 —	\$5,166
52 —	\$5,040
53 —	\$4,956
54 —	\$4,872
55 —	\$4,830
56 —	\$4,788
57 —	\$4,746
58 —	\$4,704
59 —	\$4,662
60 —	\$4,620
61 —	\$4,578
62 —	\$4,536
63 —	\$4,494
64 —	\$4,452
65 —	\$4,410
66 —	\$4,368
67 —	\$4,326
68 —	\$4,284
69 —	\$4,242
70 —	\$4,200

\$2,200,000	
POSITION	PRIZE
1 —	\$396,000
2 —	\$237,600
3 —	\$149,600
4 —	\$105,600
5 —	\$88,000
6 —	\$79,200
7 —	\$73,700
8 —	\$68,200
9 —	\$63,800
10 —	\$59,400
11 —	\$55,000
12 —	\$50,600
13 —	\$46,200
14 —	\$41,800
15 —	\$39,600
16 —	\$37,400
17 —	\$35,200
18 —	\$33,000
19 —	\$30,800
20 —	\$28,600
21 —	\$26,400
22 —	\$24,640
23 —	\$22,880
24 —	\$21,120
25 —	\$19,360
26 —	\$17,600
27 —	\$16,940
28 —	\$16,280
29 —	\$15,620
30 —	\$14,960
31 —	\$14,300
32 —	\$13,640
33 —	\$12,980
34 —	\$12,430
35 —	\$11,880
36 —	\$11,330
37 —	\$10,780
38 —	\$10,340
39 —	\$9,900
40 —	\$9,460
41 —	\$9,020
42 —	\$8,580
43 —	\$8,140
44 —	\$7,700
45 —	\$7,260
46 —	\$6,820
47 —	\$6,380
48 —	\$6,028
49 —	\$5,720
50 —	\$5,544
51 —	\$5,412
52 —	\$5,280
53 —	\$5,192
54 —	\$5,104
55 —	\$5,060
56 —	\$5,016
57 —	\$4,972
58 —	\$4,928
59 —	\$4,884
60 —	\$4,840
61 —	\$4,796
62 —	\$4,752
63 —	\$4,708
64 —	\$4,664
65 —	\$4,620
66 —	\$4,576
67 —	\$4,532
68 —	\$4,488
69 —	\$4,444
70 —	\$4,400

PRIZE MONEY DISTRIBUTION CHARTS

\$2,300,000		\$2,400,000		\$2,500,000		\$2,600,000	
POSITION	PRIZE	POSITION	PRIZE	POSITION	PRIZE	POSITION	PRIZE
1	\$414,000	1	\$432,000	1	\$450,000	1	\$468,000
2	\$248,400	2	\$259,200	2	\$270,000	2	\$280,800
3	\$156,400	3	\$163,200	3	\$170,000	3	\$176,800
4	\$110,400	4	\$115,200	4	\$120,000	4	\$124,800
5	\$92,000	5	\$96,000	5	\$100,000	5	\$104,000
6	\$82,800	6	\$86,400	6	\$90,000	6	\$93,600
7	\$77,050	7	\$80,400	7	\$83,750	7	\$87,100
8	\$71,300	8	\$74,400	8	\$77,500	8	\$80,600
9	\$66,700	9	\$69,600	9	\$72,500	9	\$75,400
10	\$62,100	10	\$64,800	10	\$67,500	10	\$70,200
11	\$57,500	11	\$60,000	11	\$62,500	11	\$65,000
12	\$52,900	12	\$55,200	12	\$57,500	12	\$59,800
13	\$48,300	13	\$50,400	13	\$52,500	13	\$54,600
14	\$43,700	14	\$45,600	14	\$47,500	14	\$49,400
15	\$41,400	15	\$43,200	15	\$45,000	15	\$46,800
16	\$39,100	16	\$40,800	16	\$42,500	16	\$44,200
17	\$36,800	17	\$38,400	17	\$40,000	17	\$41,600
18	\$34,500	18	\$36,000	18	\$37,500	18	\$39,000
19	\$32,200	19	\$33,600	19	\$35,000	19	\$36,400
20	\$29,900	20	\$31,200	20	\$32,500	20	\$33,800
21	\$27,600	21	\$28,800	21	\$30,000	21	\$31,200
22	\$25,760	22	\$26,880	22	\$28,000	22	\$29,120
23	\$23,920	23	\$24,960	23	\$26,000	23	\$27,040
24	\$22,080	24	\$23,040	24	\$24,000	24	\$24,960
25	\$20,240	25	\$21,120	25	\$22,000	25	\$22,880
26	\$18,400	26	\$19,200	26	\$20,000	26	\$20,800
27	\$17,710	27	\$18,480	27	\$19,250	27	\$20,020
28	\$17,020	28	\$17,760	28	\$18,500	28	\$19,240
29	\$16,330	29	\$17,040	29	\$17,750	29	\$18,460
30	\$15,640	30	\$16,320	30	\$17,000	30	\$17,680
31	\$14,950	31	\$15,600	31	\$16,250	31	\$16,900
32	\$14,260	32	\$14,880	32	\$15,500	32	\$16,120
33	\$13,570	33	\$14,160	33	\$14,750	33	\$15,340
34	\$12,995	34	\$13,560	34	\$14,125	34	\$14,690
35	\$12,420	35	\$12,960	35	\$13,500	35	\$14,040
36	\$11,845	36	\$12,360	36	\$12,875	36	\$13,390
37	\$11,270	37	\$11,760	37	\$12,250	37	\$12,740
38	\$10,810	38	\$11,280	38	\$11,750	38	\$12,220
39	\$10,350	39	\$10,800	39	\$11,250	39	\$11,700
40	\$9,890	40	\$10,320	40	\$10,750	40	\$11,180
41	\$9,430	41	\$9,840	41	\$10,250	41	\$10,660
42	\$8,970	42	\$9,360	42	\$9,750	42	\$10,140
43	\$8,510	43	\$8,880	43	\$9,250	43	\$9,620
44	\$8,050	44	\$8,400	44	\$8,750	44	\$9,100
45	\$7,590	45	\$7,920	45	\$8,250	45	\$8,580
46	\$7,130	46	\$7,440	46	\$7,750	46	\$8,060
47	\$6,670	47	\$6,960	47	\$7,250	47	\$7,540
48	\$6,302	48	\$6,576	48	\$6,850	48	\$7,124
49	\$5,980	49	\$6,240	49	\$6,500	49	\$6,760
50	\$5,796	50	\$6,048	50	\$6,300	50	\$6,552
51	\$5,658	51	\$5,904	51	\$6,150	51	\$6,396
52	\$5,520	52	\$5,760	52	\$6,000	52	\$6,240
53	\$5,428	53	\$5,664	53	\$5,900	53	\$6,136
54	\$5,336	54	\$5,568	54	\$5,800	54	\$6,032
55	\$5,290	55	\$5,520	55	\$5,750	55	\$5,980
56	\$5,244	56	\$5,472	56	\$5,700	56	\$5,928
57	\$5,198	57	\$5,424	57	\$5,650	57	\$5,876
58	\$5,152	58	\$5,376	58	\$5,600	58	\$5,824
59	\$5,106	59	\$5,328	59	\$5,550	59	\$5,772
60	\$5,060	60	\$5,280	60	\$5,500	60	\$5,720
61	\$5,014	61	\$5,232	61	\$5,450	61	\$5,668
62	\$4,968	62	\$5,184	62	\$5,400	62	\$5,616
63	\$4,922	63	\$5,136	63	\$5,350	63	\$5,564
64	\$4,876	64	\$5,088	64	\$5,300	64	\$5,512
65	\$4,830	65	\$5,040	65	\$5,250	65	\$5,460
66	\$4,784	66	\$4,992	66	\$5,200	66	\$5,408
67	\$4,738	67	\$4,944	67	\$5,150	67	\$5,356
68	\$4,692	68	\$4,896	68	\$5,100	68	\$5,304
69	\$4,646	69	\$4,848	69	\$5,050	69	\$5,252
70	\$4,600	70	\$4,800	70	\$5,000	70	\$5,200

PRIZE MONEY DISTRIBUTION CHARTS

\$2,700,000			\$2,800,000			\$2,900,000			\$3,000,000		
POSITION		PRIZE	POSITION		PRIZE	POSITION		PRIZE	POSITION		PRIZE
1	—	\$486,000	1	—	\$504,000	1	—	\$522,000	1	—	\$540,000
2	—	\$291,600	2	—	\$302,400	2	—	\$313,200	2	—	\$324,000
3	—	\$183,600	3	—	\$190,400	3	—	\$197,200	3	—	\$204,000
4	—	\$129,600	4	—	\$134,400	4	—	\$139,200	4	—	\$144,000
5	—	\$108,000	5	—	\$112,000	5	—	\$116,000	5	—	\$120,000
6	—	\$97,200	6	—	\$100,800	6	—	\$104,400	6	—	\$108,000
7	—	\$90,450	7	—	\$93,800	7	—	\$97,150	7	—	\$100,500
8	—	\$83,700	8	—	\$86,800	8	—	\$89,900	8	—	\$93,000
9	—	\$78,300	9	—	\$81,200	9	—	\$84,100	9	—	\$87,000
10	—	\$72,900	10	—	\$75,600	10	—	\$78,300	10	—	\$81,000
11	—	\$67,500	11	—	\$70,000	11	—	\$72,500	11	—	\$75,000
12	—	\$62,100	12	—	\$64,400	12	—	\$66,700	12	—	\$69,000
13	—	\$56,700	13	—	\$58,800	13	—	\$60,900	13	—	\$63,000
14	—	\$51,300	14	—	\$53,200	14	—	\$55,100	14	—	\$57,000
15	—	\$48,600	15	—	\$50,400	15	—	\$52,200	15	—	\$54,000
16	—	\$45,900	16	—	\$47,600	16	—	\$49,300	16	—	\$51,000
17	—	\$43,200	17	—	\$44,800	17	—	\$46,400	17	—	\$48,000
18	—	\$40,500	18	—	\$42,000	18	—	\$43,500	18	—	\$45,000
19	—	\$37,800	19	—	\$39,200	19	—	\$40,600	19	—	\$42,000
20	—	\$35,100	20	—	\$36,400	20	—	\$37,700	20	—	\$39,000
21	—	\$32,400	21	—	\$33,600	21	—	\$34,800	21	—	\$36,000
22	—	\$30,240	22	—	\$31,360	22	—	\$32,480	22	—	\$33,600
23	—	\$28,080	23	—	\$29,120	23	—	\$30,160	23	—	\$31,200
24	—	\$25,920	24	—	\$26,880	24	—	\$27,840	24	—	\$28,800
25	—	\$23,760	25	—	\$24,640	25	—	\$25,520	25	—	\$26,400
26	—	\$21,600	26	—	\$22,400	26	—	\$23,200	26	—	\$24,000
27	—	\$20,790	27	—	\$21,560	27	—	\$22,330	27	—	\$23,100
28	—	\$19,980	28	—	\$20,720	28	—	\$21,460	28	—	\$22,200
29	—	\$19,170	29	—	\$19,880	29	—	\$20,590	29	—	\$21,300
30	—	\$18,360	30	—	\$19,040	30	—	\$19,720	30	—	\$20,400
31	—	\$17,550	31	—	\$18,200	31	—	\$18,850	31	—	\$19,500
32	—	\$16,740	32	—	\$17,360	32	—	\$17,980	32	—	\$18,600
33	—	\$15,930	33	—	\$16,520	33	—	\$17,110	33	—	\$17,700
34	—	\$15,255	34	—	\$15,820	34	—	\$16,385	34	—	\$16,950
35	—	\$14,580	35	—	\$15,120	35	—	\$15,660	35	—	\$16,200
36	—	\$13,905	36	—	\$14,420	36	—	\$14,935	36	—	\$15,450
37	—	\$13,230	37	—	\$13,720	37	—	\$14,210	37	—	\$14,700
38	—	\$12,690	38	—	\$13,160	38	—	\$13,630	38	—	\$14,100
39	—	\$12,150	39	—	\$12,600	39	—	\$13,050	39	—	\$13,500
40	—	\$11,610	40	—	\$12,040	40	—	\$12,470	40	—	\$12,900
41	—	\$11,070	41	—	\$11,480	41	—	\$11,890	41	—	\$12,300
42	—	\$10,530	42	—	\$10,920	42	—	\$11,310	42	—	\$11,700
43	—	\$9,990	43	—	\$10,360	43	—	\$10,730	43	—	\$11,100
44	—	\$9,450	44	—	\$9,800	44	—	\$10,150	44	—	\$10,500
45	—	\$8,910	45	—	\$9,240	45	—	\$9,570	45	—	\$9,900
46	—	\$8,370	46	—	\$8,680	46	—	\$8,990	46	—	\$9,300
47	—	\$7,830	47	—	\$8,120	47	—	\$8,410	47	—	\$8,700
48	—	\$7,398	48	—	\$7,672	48	—	\$7,946	48	—	\$8,220
49	—	\$7,020	49	—	\$7,280	49	—	\$7,540	49	—	\$7,800
50	—	\$6,804	50	—	\$7,056	50	—	\$7,308	50	—	\$7,560
51	—	\$6,642	51	—	\$6,888	51	—	\$7,134	51	—	\$7,380
52	—	\$6,480	52	—	\$6,720	52	—	\$6,960	52	—	\$7,200
53	—	\$6,372	53	—	\$6,608	53	—	\$6,844	53	—	\$7,080
54	—	\$6,264	54	—	\$6,496	54	—	\$6,728	54	—	\$6,960
55	—	\$6,210	55	—	\$6,440	55	—	\$6,670	55	—	\$6,900
56	—	\$6,156	56	—	\$6,384	56	—	\$6,612	56	—	\$6,840
57	—	\$6,102	57	—	\$6,328	57	—	\$6,554	57	—	\$6,780
58	—	\$6,048	58	—	\$6,272	58	—	\$6,496	58	—	\$6,720
59	—	\$5,994	59	—	\$6,216	59	—	\$6,438	59	—	\$6,660
60	—	\$5,940	60	—	\$6,160	60	—	\$6,380	60	—	\$6,600
61	—	\$5,886	61	—	\$6,104	61	—	\$6,322	61	—	\$6,540
62	—	\$5,832	62	—	\$6,048	62	—	\$6,264	62	—	\$6,480
63	—	\$5,778	63	—	\$5,992	63	—	\$6,206	63	—	\$6,420
64	—	\$5,724	64	—	\$5,936	64	—	\$6,148	64	—	\$6,360
65	—	\$5,670	65	—	\$5,880	65	—	\$6,090	65	—	\$6,300
66	—	\$5,616	66	—	\$5,824	66	—	\$6,032	66	—	\$6,240
67	—	\$5,562	67	—	\$5,768	67	—	\$5,974	67	—	\$6,180
68	—	\$5,508	68	—	\$5,712	68	—	\$5,916	68	—	\$6,120
69	—	\$5,454	69	—	\$5,656	69	—	\$5,858	69	—	\$6,060
70	—	\$5,400	70	—	\$5,600	70	—	\$5,800	70	—	\$6,000


PRIZE MONEY DISTRIBUTION CHARTS

\$3,100,000			\$3,200,000			\$3,300,000			\$3,500,000		
POSITION	PRIZE		POSITION	PRIZE		POSITION	PRIZE		POSITION	PRIZE	
1	\$558,000		1	\$576,000		1	\$594,000		1	\$630,000	
2	\$334,800		2	\$345,600		2	\$356,400		2	\$378,000	
3	\$210,800		3	\$217,600		3	\$224,400		3	\$238,000	
4	\$148,800		4	\$153,600		4	\$158,400		4	\$168,000	
5	\$124,000		5	\$128,000		5	\$132,000		5	\$140,000	
6	\$111,600		6	\$115,200		6	\$118,800		6	\$126,000	
7	\$103,850		7	\$107,200		7	\$110,550		7	\$117,250	
8	\$96,100		8	\$99,200		8	\$102,300		8	\$108,500	
9	\$89,900		9	\$92,800		9	\$95,700		9	\$101,500	
10	\$83,700		10	\$86,400		10	\$89,100		10	\$94,500	
11	\$77,500		11	\$80,000		11	\$82,500		11	\$87,500	
12	\$71,300		12	\$73,600		12	\$75,900		12	\$80,500	
13	\$65,100		13	\$67,200		13	\$69,300		13	\$73,500	
14	\$58,900		14	\$60,800		14	\$62,700		14	\$66,500	
15	\$55,800		15	\$57,600		15	\$59,400		15	\$63,000	
16	\$52,700		16	\$54,400		16	\$56,100		16	\$59,500	
17	\$49,600		17	\$51,200		17	\$52,800		17	\$56,000	
18	\$46,500		18	\$48,000		18	\$49,500		18	\$52,500	
19	\$43,400		19	\$44,800		19	\$46,200		19	\$49,000	
20	\$40,300		20	\$41,600		20	\$42,900		20	\$45,500	
21	\$37,200		21	\$38,400		21	\$39,600		21	\$42,000	
22	\$34,720		22	\$35,840		22	\$36,960		22	\$39,200	
23	\$32,240		23	\$33,280		23	\$34,320		23	\$36,400	
24	\$29,760		24	\$30,720		24	\$31,680		24	\$33,600	
25	\$27,280		25	\$28,160		25	\$29,040		25	\$30,800	
26	\$24,800		26	\$25,600		26	\$26,400		26	\$28,000	
27	\$23,870		27	\$24,640		27	\$25,410		27	\$26,950	
28	\$22,940		28	\$23,680		28	\$24,420		28	\$25,900	
29	\$22,010		29	\$22,720		29	\$23,430		29	\$24,850	
30	\$21,080		30	\$21,760		30	\$22,440		30	\$23,800	
31	\$20,150		31	\$20,800		31	\$21,450		31	\$22,750	
32	\$19,220		32	\$19,840		32	\$20,460		32	\$21,700	
33	\$18,290		33	\$18,880		33	\$19,470		33	\$20,650	
34	\$17,515		34	\$18,080		34	\$18,645		34	\$19,775	
35	\$16,740		35	\$17,280		35	\$17,820		35	\$18,900	
36	\$15,965		36	\$16,480		36	\$16,995		36	\$18,025	
37	\$15,190		37	\$15,680		37	\$16,170		37	\$17,150	
38	\$14,570		38	\$15,040		38	\$15,510		38	\$16,450	
39	\$13,950		39	\$14,400		39	\$14,850		39	\$15,750	
40	\$13,330		40	\$13,760		40	\$14,190		40	\$15,050	
41	\$12,710		41	\$13,120		41	\$13,530		41	\$14,350	
42	\$12,090		42	\$12,480		42	\$12,870		42	\$13,650	
43	\$11,470		43	\$11,840		43	\$12,210		43	\$12,950	
44	\$10,850		44	\$11,200		44	\$11,550		44	\$12,250	
45	\$10,230		45	\$10,560		45	\$10,890		45	\$11,550	
46	\$9,610		46	\$9,920		46	\$10,230		46	\$10,850	
47	\$8,990		47	\$9,280		47	\$9,570		47	\$10,150	
48	\$8,494		48	\$8,768		48	\$9,042		48	\$9,590	
49	\$8,060		49	\$8,320		49	\$8,580		49	\$9,100	
50	\$7,812		50	\$8,064		50	\$8,316		50	\$8,820	
51	\$7,626		51	\$7,872		51	\$8,118		51	\$8,610	
52	\$7,440		52	\$7,680		52	\$7,920		52	\$8,400	
53	\$7,316		53	\$7,552		53	\$7,788		53	\$8,260	
54	\$7,192		54	\$7,424		54	\$7,656		54	\$8,120	
55	\$7,130		55	\$7,360		55	\$7,590		55	\$8,050	
56	\$7,068		56	\$7,296		56	\$7,524		56	\$7,980	
57	\$7,006		57	\$7,232		57	\$7,458		57	\$7,910	
58	\$6,944		58	\$7,168		58	\$7,392		58	\$7,840	
59	\$6,882		59	\$7,104		59	\$7,326		59	\$7,770	
60	\$6,820		60	\$7,040		60	\$7,260		60	\$7,700	
61	\$6,758		61	\$6,976		61	\$7,194		61	\$7,630	
62	\$6,696		62	\$6,912		62	\$7,128		62	\$7,560	
63	\$6,634		63	\$6,848		63	\$7,062		63	\$7,490	
64	\$6,572		64	\$6,784		64	\$6,996		64	\$7,420	
65	\$6,510		65	\$6,720		65	\$6,930		65	\$7,350	
66	\$6,448		66	\$6,656		66	\$6,864		66	\$7,280	
67	\$6,386		67	\$6,592		67	\$6,798		67	\$7,210	
68	\$6,324		68	\$6,528		68	\$6,732		68	\$7,140	
69	\$6,262		69	\$6,464		69	\$6,666		69	\$7,070	
70	\$6,200		70	\$6,400		70	\$6,600		70	\$7,000	

PRIZE MONEY DISTRIBUTION CHARTS

\$4,000,000			\$5,000,000		
POSITION		PRIZE	POSITION		PRIZE
1	—	\$720,000	1	—	\$900,000
2	—	\$432,000	2	—	\$540,000
3	—	\$272,000	3	—	\$340,000
4	—	\$192,000	4	—	\$240,000
5	—	\$160,000	5	—	\$200,000
6	—	\$144,000	6	—	\$180,000
7	—	\$134,000	7	—	\$167,500
8	—	\$124,000	8	—	\$155,000
9	—	\$116,000	9	—	\$145,000
10	—	\$108,000	10	—	\$135,000
11	—	\$100,000	11	—	\$125,000
12	—	\$92,000	12	—	\$115,000
13	—	\$84,000	13	—	\$105,000
14	—	\$76,000	14	—	\$95,000
15	—	\$72,000	15	—	\$90,000
16	—	\$68,000	16	—	\$85,000
17	—	\$64,000	17	—	\$80,000
18	—	\$60,000	18	—	\$75,000
19	—	\$56,000	19	—	\$70,000
20	—	\$52,000	20	—	\$65,000
21	—	\$48,000	21	—	\$60,000
22	—	\$44,800	22	—	\$56,000
23	—	\$41,600	23	—	\$52,000
24	—	\$38,400	24	—	\$48,000
25	—	\$35,200	25	—	\$44,000
26	—	\$32,000	26	—	\$40,000
27	—	\$30,800	27	—	\$38,500
28	—	\$29,600	28	—	\$37,000
29	—	\$28,400	29	—	\$35,500
30	—	\$27,200	30	—	\$34,000
31	—	\$26,000	31	—	\$32,500
32	—	\$24,800	32	—	\$31,000
33	—	\$23,600	33	—	\$29,500
34	—	\$22,600	34	—	\$28,250
35	—	\$21,600	35	—	\$27,000
36	—	\$20,600	36	—	\$25,750
37	—	\$19,600	37	—	\$24,500
38	—	\$18,800	38	—	\$23,500
39	—	\$18,000	39	—	\$22,500
40	—	\$17,200	40	—	\$21,500
41	—	\$16,400	41	—	\$20,500
42	—	\$15,600	42	—	\$19,500
43	—	\$14,800	43	—	\$18,500
44	—	\$14,000	44	—	\$17,500
45	—	\$13,200	45	—	\$16,500
46	—	\$12,400	46	—	\$15,500
47	—	\$11,600	47	—	\$14,500
48	—	\$10,960	48	—	\$13,700
49	—	\$10,400	49	—	\$13,000
50	—	\$10,080	50	—	\$12,600
51	—	\$9,840	51	—	\$12,300
52	—	\$9,600	52	—	\$12,000
53	—	\$9,440	53	—	\$11,800
54	—	\$9,280	54	—	\$11,600
55	—	\$9,200	55	—	\$11,500
56	—	\$9,120	56	—	\$11,400
57	—	\$9,040	57	—	\$11,300
58	—	\$8,960	58	—	\$11,200
59	—	\$8,880	59	—	\$11,100
60	—	\$8,800	60	—	\$11,000
61	—	\$8,720	61	—	\$10,900
62	—	\$8,640	62	—	\$10,800
63	—	\$8,480	63	—	\$10,700
64	—	\$8,400	64	—	\$10,600
65	—	\$8,320	65	—	\$10,500
66	—	\$8,240	66	—	\$10,400
67	—	\$8,160	67	—	\$10,300
68	—	\$8,080	68	—	\$10,200
69	—	\$8,000	69	—	\$10,100
70	—		70	—	\$10,000

Fred Funk won his third
Driving Accuracy title
with a percentage of 80.2



KEY PGA TOUR STAFF

SECTION 12

EXECUTIVE MANAGEMENT TEAM

Edward L. Moorhouse, 46, has been Executive Vice President and Chief Legal Officer of the PGA TOUR since 1994.

Among his areas of responsibility on the Commissioner's Executive Management Team are **Legal Affairs, Championship Management, Tournament Business Affairs, On-Site Tournament Operations, Tournament Planning, International, Broadcasting, Television, Communications and Public Relations, New Media** and **PGA TOUR Productions**.

A 1975 summa cum laude graduate of Georgetown University with a degree in government, Moorhouse received his law degree (JD) with high honors from the University of Florida in 1978.

Moorhouse was a member of the Jacksonville (FL) law firm Smith and Hulsey for six years before joining the TOUR as Senior Vice President and Counsel for PGA TOUR Golf Course Properties in 1985.



Edward L. Moorhouse
Executive Vice President
and Chief Legal Officer



Charles L. Zink
Executive Vice President
and Chief Financial Officer

Charles L. Zink, 51, joined the PGA TOUR staff in 1986. He was promoted to Executive Vice President and Chief Financial Officer in 1994.

As a member of the Commissioner's Executive Management Team, Zink is responsible for **Strategic Business Planning, Financial Strategies and Operations, Business Development, Corporate Marketing, Retail Licensing, Player/Employee Benefit Plans, Tournament Players Club Development and Operations, TPC Village, PGA TOUR Charities, Inc., World Golf Village Development and Operations, and The First Tee program of the World Golf Foundation**.

A 1971 graduate of the University of Maryland in Finance and Business Management, Zink earned a second degree in Accounting from The University of Maryland in 1975, following his military duties. He is also a former member of The University of Maryland golf team.

Before joining the TOUR staff, Zink served four years as a Lieutenant in the United States Navy and had 11 years of experience with Price Waterhouse and Coopers & Lybrand in both Washington, D.C. and the United Kingdom in large and emerging business, financial management and audit. He is a licensed Certified Public Accountant in the State of Maryland.

Communications



Bob Combs
Senior Vice President
Public Relations
and Communications



John Morris
Vice President
of Communications



Jon Podany
Vice President
Brand Development



Ana Leaird
Director of Public Relations
and Media Operations



Dave Lancer
Director of
Information



Chris Smith
Director
Public Relations



Jeff Adams
Manager of Communications
and Media Operations



Denise Taylor
Manager
Media Relations



James Cramer
Media Official



Nelson Luis
Media Official



Lee Patterson
Media Official



Henry Hughes
Senior Vice President
and Chief of Operations

Henry Hughes joined the PGA TOUR in 1984 as the Director of Marketing for the Tournament Players Club at River Highlands after serving as the Chairman for the Greater Hartford Sammy Davis, Jr Golf Tournament for nine years. In 1986, Henry came to TOUR headquarters and has served in senior positions in Marketing, Championship Management and Tournament Business Affairs. In January 1999, he was named to the newly-created post of Senior Vice President and Chief of Operations for the PGA TOUR. Under the new organizational structure, all elements of the day-to-day management of PGA TOUR events are under his direction. Specifically, the Rules, Administration, Operations, Championship Management and Tournament Business Affairs departments report directly to him. Henry reports to the Office of the Commissioner.

Championship Management



Brian Goin
Vice President



Ron Cross
Tournament Director
THE TOUR Championship



Peter Mele
Tournament Director
Buick Classic



Joseph Rotellini
Tournament Director
Pennsylvania Classic

Scoreboard/Tournament Operations



Don Wallace
Manager
Tournament Operations



Nick Flores
Tournament Operations



Jimmy Gabrielsen
Tournament Operations



Todd Morton
Tournament Operations



Dan Walker
Tournament Operations



Jamie Wiles
Tournament Operations



John Andrews
Official Scorekeeper



Irv Batten
Official Scorekeeper

Competitions and Rules



Ben Nelson
Tournament
Director



Mark Russell
Tournament
Director



Slugger White
Tournament
Director



Mike Shea
Senior Director
Rules



Wade Cagle
Tournament Supervisor



George Boutell
Tournament Official




Mickey Bradley
Tournament Official



Jon Brendle
Tournament Official



Steve Carman
Tournament Official



Frank Kavanaugh
Tournament Official



Vaughn Moise
Tournament Official




Dillard Pruitt
Tournament Official



Tony Wallin
Tournament Official

Tournament Business Affairs



Duke Butler
Vice President
Tournament
Business Affairs



Ric Clarson
Vice President
Title Sponsor Relations



Tim Crosby
Director
Tournament
Business Affairs



Wayne White
Director
Tournament
Business Affairs



Bill Calfee
Executive Vice President and
Chief of Operations
BUY.COM TOUR

Agronomy

In addition to his responsibilities as Chief Operating Officer of the BUY.COM TOUR, Bill Calfee is also responsible for the Agronomy Department.



Jon Scott
Director of Agronomy



Tom Brown
Agronomist



Jeff Haley
Agronomist



Dennis Leger
Agronomist



Harry Schuemann
Agronomist



Jay Spurl
Agronomist

Corporate Marketing / Business Development / Retail Licensing



Tom Wade
Senior Vice President
Corporate Marketing and
Business Development



Mike Stevens
Vice President
Corporate Marketing



Leo McCullagh
Vice President
Retail Licensing and
Consumer Marketing

Finance and Administration



Ron Price
Senior Vice President
Finance and Administration

International Championship Management



Mike Bodney
Senior Vice President
International Affairs



Ross Berlin
Vice President
Sales & Marketing




Jack Warfield
Director
Event Operations

Player Communications / Player Relations



Sid Wilson
Vice President
Player Relations



Michael L. Starks
Vice President
Player Communications



Marty Caffey
Director
Player Relations


Television / Broadcasting/ New Media / PGA TOUR Productions



Donna Orender
Senior Vice President
Television, Productions
and New Media



Gil Kerr
Vice President
Television
and Programming



Len Watson
Vice President
Internet



Jack Peter
Vice President
Productions



Ken Lameiras
Director
International Television

Tournament Players Clubs



Vernon Kelly
President
PGA TOUR
Golf Course Properties



Pete Davison
Vice President & Director of
Operations PGA TOUR
Golf Course Properties

2000 COMPLETE SCHEDULES

Week of	PGA TOUR	SENIOR PGA TOUR	BUY.COM TOUR
Jan. 3-9	Mercedes Championships*		
10-16	Sony Open in Hawaii*		
17-23	Bob Hope Chrysler Classic*	MasterCard Championship	
24-30	Phoenix Open*	Senior Skins Game*	
31-6	AT&T Pebble Beach National Pro-Am*	Royal Caribbean Classic	BUY.COM Florida Classic
Feb. 7-13	Buick Invitational*	ACE Group Classic	BUY.COM Lakeland Classic
14-20	Nissan Open*	GTE Classic	
21-27	WGC-Andersen Consulting/ Touchstone Tucson*	LiquidGolf.com Invitational	
28-5	Doral-Ryder Open	Toshiba Senior Classic	BUY.COM Mississippi Gulf Coast Open
March 6-12	The Honda Classic	Audi Senior Classic	
13-19	Bay Hill Invitational	Liberty Mutual Legends of Golf*	BUY.COM Monterrey Open
20-26	THE PLAYERS Championship	Emerald Coast Classic	
27-2	BellSouth Classic	The Countrywide Tradition	BUY.COM Louisiana Open
April 3-9	The Masters#		
10-16	MCI Classic	PGA Seniors' Championship#	BUY.COM Shreveport Open
17-23	Greater Greensboro Chrysler Classic	Las Vegas Senior Classic	
24-30	Shell Houston Open	Bruno's Memorial Classic	BUY.COM South Carolina Classic
May 1-7	COMPAQ Classic of New Orleans	The Home Depot Invitational	BUY.COM Knoxville Open
8-14	GTE Byron Nelson Classic	Nationwide Championship	BUY.COM Richmond Open
15-21	MasterCard Colonial	TD Waterhouse Championship	BUY.COM Virginia Beach Open
22-28	Memorial Tournament	Boone Valley Classic	
29-4	Kemper Open	BellSouth Senior Classic at Opryland	BUY.COM Steamtown Classic
June 5-11	Buick Classic	Ameritech Senior Open	BUY.COM Dayton Open
12-18	U.S. Open#	Southwestern Bell Dominion	BUY.COM Greater Cleveland Open
19-25	FedEx St. Jude Classic	Cadillac NFL Golf Classic	BUY.COM Greensboro Open
26-2	Canon Greater Hartford Open	U.S. Senior Open#	BUY.COM Carolina Classic
July 3-9	Advil Western Open	State Farm Senior Classic	BUY.COM Hershey Open
10-16	Greater Milwaukee Open	FORD SENIOR PLAYERS Champ.	BUY.COM Upstate Classic
17-23	British Open#/B.C. Open	Bell Atlantic Classic	BUY.COM Wichita Open
24-30	John Deere Classic	Lightpath Long Island Classic	BUY.COM Dakota Dunes Open
31-6	The International	Coldwell Banker Burnet Classic	BUY.COM Omaha Classic
Aug. 7-13	Buick Open	AT&T Canada Senior Open Champ.	BUY.COM Ozarks Open
14-20	PGA Championship#	Novell Utah Showdown	BUY.COM Fort Smith Classic
21-27	WGC-NEC Invit./ Reno-Tahoe Open	FleetBoston Classic	BUY.COM Permian Basin Open
28-3	Air Canada Championship	Foremost Insurance Championship	BUY.COM Utah Open
Sept. 4-10	Bell Canadian Open	Comfort Classic	BUY.COM Tri-Cities Open
11-17	SEI Pennsylvania Classic	Kroger Senior Classic	BUY.COM Boise Open
18-24	Westin Texas Open at LaCantera	Bank One Senior Championship	BUY.COM Oregon Classic
25-1	Buick Challenge	Vantage Championship	BUY.COM Inland Empire Open
Oct. 2-8	Michelob Championship at Kingsmill	The Transamerica	BUY.COM New Mexico Classic
9-15	Las Vegas Invitational	Raley's Gold Rush Classic	
16-22	The Presidents Cup/Tampa Bay Classic	EMC Kaanapali Classic	
23-29	National Car Rental Golf Cl. at Disney	Pacific Bell Senior Classic	BUY.COM TOUR Championship
30-5	THE TOUR Champ./ Southern Farm Bureau	Ingersoll-Rand SENIOR TOUR Champ.	
Nov. 6-12	WGC-American Express Champ.	Chrysler Senior Match Play Challenge*	
13-19	Franklin Templeton Shark Shootout*		
20-26	Skins Game*		
27-3	Williams World Challenge		
Dec. 4-10	WGC-EMC World Cup	Office Depot Father-Son Challenge*	
11-17	Team Match Play Challenge*	Team Match Play Challenge*	
18-24	Wendy's Three-Tour Chall.* (broadcast date)	Wendy's Three-Tour Chall.* (broadcast date)	

* = "West Coast Swing" event

= Non-PGA TOUR cosponsored event

* = Challenge season/ unofficial money event

INDEX

A

Adams, John	2-247
Advil Western Open	3-75/77
Air Canada Championship	3-102/103
Allem, Fulton	2-4/5
Allenby, Robert	2-5/6
All-Time PGA TOUR Records	6-2/11
All-Time PGA TOUR Winners	6-15
Amateur Winners, Major U.S. events	4-17/18
Ames, Stephen	2-7/8
Andrade, Billy	2-8/9
Anheuser-Busch	8-3
Appleby, Stuart	2-10/11
Armour, Tommy III	2-11/12
Arnold Palmer Award	7-2
AT&T	8-4
AT&T Pebble Beach National Pro-Am	3-14/18
Aubrey, Emlyn	2-247
Austin, Woody	2-13/14
Awards, Others won by PGA TOUR players	7-5
Azinger, Paul	2-14/15

B

Baker-Finch, Ian	2-16/17
Ballesteros, Seve	2-289
Bank of America	8-5
Bank of America Charity Cup	9-5
Barlow, Craig	2-17/18
Barr, Dave	2-247
Barron, Doug	2-18/19
Bates, Ben	2-248
Bay Hill Invitational presented by Cooper Tires	3-35/36
B.C. Open	3-108/109
Bean, Andy	2-248
Beck, Chip	2-248
Beckman, Cameron	2-249
Beem, Rich	2-19/20
Begay, Notah III	2-21/22
Bell Canadian Open	3-104/107
BellSouth Classic	3-39/40
Bengoechea, Aaron	2-249
Biographies/ International Players	2-289/296
Biographies/ Other Prominent Members	2-247/288
Biographies/ PGA TOUR Members	2-4/246
Bjorn, Thomas	2-289
Black, Ronnie	2-22/23
Blackmar, Phil	2-249
Blake, Jay Don	2-24/25
Bob Hope Chrysler Classic	3-7/10
Booker, Eric	2-25/26
Boros, Guy	2-249
Bowden, Craig	2-250
Bradley, Michael	2-27/28
Brehaut, Jeff	2-250
Briggs, Danny	2-250
Brisky, Mike	2-28/29
British Open	3-80/84
Britton, Bill	2-250
Brooks, Mark	2-30/31
Brown, Billy Ray	2-31/32
Browne, Olin	2-33/34
Bryant, Bart	2-251
Buha, Jason	2-251
Buick	8-5
Buick Challenge	3-113/114
Buick Classic	3-72/73

Buick Invitational	3-19/21
Buick Open	3-90/92
Burns, Bob	2-251
Burns, George	2-251
Byrum, Curt	2-252
Byrum, Tom	2-34/35
Byron Nelson Award	7-2

C

Cabrera, Angel	2-290
Calcavecchia, Mark	2-36/37
Caldwell, Rex	2-252
Canon	8-6
Canon Greater Hartford Open	3-87/89
Card Walker Award	7-5
Carnevale, Mark	2-252
Caron, Jason	2-253
Carter, Jim	2-37/38
Chalmers, Greg	2-39
Chamblee, Brandel	2-40/41
Charity and the PGA TOUR	9-2
Charity Team Competition (Cumulative)	9-3/4
Charity Team Standings (1999)	9-5
Charity of the Year Award (PGA TOUR)	7-5
Charles Schwab	8-13
Cheesman, Barry	2-41/42
Christie, Michael	2-42/43
Choi, K.J.	2-253
Cink, Stewart	2-44/45
Claar, Brian	2-253
Clampett, Bobby	2-253
Clark, Michael	2-253
Clarke, Darren	2-290
Clearwater, Keith	2-254
Clemens, Lennie	2-254
Cochran, Bobby	2-254
Cochran, Russ	2-46/47
Coltart, Andrew	2-290
Comeback Player of the Year (PGA TOUR)	7-4
Commissioner Timothy W. Finchem	1-16
COMPAQ Classic of New Orleans	3-52/54
Cook, John	2-47/48
Corporate Marketing	8-2/16
Couples, Fred	2-49/50
Crenshaw, Ben	2-51/52
Curry, Paul	2-254

D

Daly, John	2-53/54
Damron, Robert	2-54/55
Dawson, Marco	2-255
Day, Glen	2-55/57
Delsing, Jay	2-57/58
Delta Air Lines	8-7
DiMarco, Chris	2-59/60
Dodds, Trevor	2-60/61
Donald, Mike	2-255
Doral-Ryder Open	3-30/32
Dunakey, Doug	2-255
Dunlap, Scott	2-62/63
Durant, Joe	2-63/64
Duval, David	2-65/66

E

Edwards, Danny	2-256
----------------------	-------

INDEX

Edwards, David	2-256
Edwards, Joel	2-256
Elder, Brad	2-257
Elkington, Steve	2-67/68
Els, Ernie	2-68/70
Estes, Bob	2-70/71
Executive Management Team	12-2
Exempt Rankings	2-2/3

F

Fabel, Brad	2-72/73
Facts and Figures (1999)	5-5/7
Facts and Figures (1970-1999)	6-32/51
Faldo, Nick	2-73/75
Faxon, Brad	2-75/76
FedEx St. Jude Classic	3-65/67
Fehr, Rick	2-257
Fergus, Keith	2-257
Fiori, Ed	2-77/78
Finchem, Commissioner Timothy W.	1-16
(The) First Tee	10-16
First USA Bank	8-20
Fitzsimons, Pat	2-257
Flesch, Steve	2-78/79
Floyd, Raymond	2-80/82
Forsman, Dan	2-83/84
Franco, Carlos	2-84/85
Franklin Templeton Shark Shootout	3-127/128
Frazar, Harrison	2-85/86
Freeman, Robin	2-258
Friend, Bob	2-258
Frost, David	2-87/88
Fryatt, Edward	2-258
Funk, Fred	2-88/89
Furyk, Jim	2-90/91

G

Gallagher, Jeff	2-258
Gallagher, Jim, Jr.	2-259
Gamez, Robert	2-259
Garcia, Sergio	2-92/93
Gardner, Buddy	2-259
Gay, Brian	2-260
Geiberger, Brent	2-93/94
Gibson, Kelly	2-260
Gilder, Bob	2-260
Gillette	8-7
Gillette Tour Challenge (1999 results)	8-16
Glasson, Bill	2-95/96
Gogel, Matt	2-261
Goggin, Mathew	2-261
GOLF Magazine	8-15
GolfWatch	8-8
Gonzalez, Ernie	2-261
Goosen, Retief	2-291
Gotshe, Steve	2-261
Gove, Jeff	2-261
Goydos, Paul	2-96/97
Grady, Wayne	2-98/99
Greater Greensboro Chrysler Classic	3-46/48
Greater Milwaukee Open	3-78/79
Green, Jimmy	2-262
Green, Ken	2-262
GTE Byron Nelson Classic	3-55/57
Gump, Scott	2-99/100
Golf Course Properties Board, PGA TOUR	1-15

H

Haas, Jay	2-101/102
Hallberg, Gary	2-262
Halderson, Dan	2-263
Hall of Fame Members	10-11/14
Hammond, Donnie	2-263
Harrington, Padraig	2-291
Hart, Dudley	2-103/104
Hart, Steve	2-263
Hatalsky, Morris	2-264
Hayes, J.P.	2-104/105
HealthSouth	8-8
Heinen, Mike	2-264
Heintz, Bob	2-264
Henke, Nolan	2-105/106
Henninger, Brian	2-107/108
Herron, Tim	2-108/109
Hinkle, Lon	2-264
History of PGA TOUR/ Chronology	1-12/13
Hjertstedt, Gabriel	2-109/110
Hnatiuk, Glen	2-265
Hoch, Scott	2-111/112
(The) Honda Classic	3-33/34
Horgan, P.H. III	2-265
Howison, Ryan	2-265
Hughes, Bradley	2-113/114
Hulbert, Mike	2-265
Huston, John	2-114/115

I

IBM	8-9
International Federation of PGA TOURs	4-2
Irwin, Hale	2-116/118
Izawa, Toshi	2-291

J

Jack Nicklaus Award (PGA TOUR Player of the Year)	7-2
Jacobsen, Peter	2-118/119
Jaekel, Barry	2-266
Janzen, Lee	2-120/121
JCPenney Classic	3-139/140
Jimenez, Miguel Angel	2-292
Jobe, Brandt	2-121/122
John Deere	8-6
John Deere Classic	3-85/86
Jones, Steve	2-123/124
Jordan, Pete	2-266

K

Karlsson, Robert	2-292
Kaye, Jonathan	2-124/125
Keller Furniture	8-9
Kelly, Jerry	2-126/127
Kemper Open	3-61/62
Kendall, Skip	2-127/128
Kite, Tom	2-129/130
Knox, Kenny	2-266
Koch, Gary	2-267
Kraft, Greg	2-131/132
Kratzert, Bill	2-267

L

Langer, Bernhard	2-292
Langham, Franklin	2-132/133
Lancaster, Neal	2-267
Las Vegas Invitational	3-117/118

INDEX

Last Time	5-8/9	Nissan Open	3-22/25
Lawrie, Paul	2-134/135	Nobilo, Frank	2-274
Lehman, Tom	2-135/136	Nolan, Keith	2-274
Leonard, Justin	2-137/138	Norman, Greg	2-167/168
Levi, Wayne	2-268	North, Andy	2-274
Lewis, J.L.	2-138/139	North American Outdoor Group	8-20
Lickliter, Frank	2-140/141		
Lietzke, Bruce	2-141/142	O	
Lifetime Achievement Award (PGA TOUR)	7-4	O'Douls	8-4
Lifizz Effervescent Vitamins	8-10	Official World Golf Ranking	4-16
Lohr, Bob	2-268	O'Grady, Mac	2-275
Love, Davis III	2-143/144	Ogilvie, Joe	2-275
Lowery, Steve	2-144/145	Ogrin, David	2-275
Luxury Travel	8-10	Olazabal, Jose Maria	2-293
Lye, Mark	2-268	O'Meara, Mark	2-169/170
Lyle, Sandy	2-269	Ozaki, Naomichi "Joe"	2-171/172
		Ozaki, Masashi "Jumbo"	2-294
M			
Magee, Andrew	2-146/147	P	
Maggert, Jeff	2-147/148	Palmer, Arnold	2-173/175
Maginnes, John	2-149/150	Parnevik, Jesper	2-176/177
Maltbie, Roger	2-269	Parry, Craig	2-177/178
Martin, Casey	2-269	Pate, Jerry	2-276
Maruyama, Shigeki	2-150/151	Pate, Steve	2-179/180
Mast, Dick	2-270	Paulson, Carl	2-180/181
MasterCard	8-11	Paulson, Dennis	2-182/183
MasterCard Colonial	3-58/60	Pavin, Corey	2-183/184
Masters Tournament	3-41/43	Payne Stewart Award	7-3
Mattiace, Len	2-151/152	Peoples, David	2-276
May, Bob	2-270	Pepsi/Lipton Tea Partnership	8-12
Mayfair, Billy	2-153/154	Performance Chart (Top 50, 1999)	5-19/20
McCallister, Blaine	2-270	Perks, Craig	2-276
McCarron, Scott	2-154/155	Pernice, Tom	2-185/186
McCord, Gary	2-271	Perry, Chris	2-186/187
McCumber, Mark	2-156/157	Perry, Kenny	2-188/189
McGovern, Jim	2-271	Pfeil, Mark	2-276
McGowen, Pat	2-271	PGA Championship	3-93/95
MCI Classic	3-44/45	PGA TOUR Productions	10-5
Media Regulations	11-2/5	PGA TOUR Radio	10-7
Mediate, Rocco	2-157/158	PGA TOUR Staff	12-2/8
Mercedes Championships	3-2/4	PGA TOUR Victories by BUY.COM Alumni	6-52
Memorial Tournament	3-63/64	PGA TOUR Wins, Most, Year by Year	6-16
Michael, Shaun	2-272	PGA TOUR.com	10-6
Michelob and Michelob Light	8-3	Phoenix Open	3-11/13
Michelob Championship at Kingsmill	3-115/116	Players of the Month (PGA TOUR)	7-4
Mickelson, Phil	2-159/160	Player of the Year (PGA of America)	7-6
Miller, Johnny	2-272	(THE) PLAYERS Championship	3-37/38
Mize, Larry	2-161/162	Playoff Records (Individual)	6-17/31
Money Leaders (Career)	6-14	Pohl, Dan	2-277
Money Leaders (Past by Season)	6-15	Policy Board, PGA TOUR	1-14
Money List (1999 Official PGA TOUR)	5-2/	Pooley, Don	2-277
Montgomerie, Colin	2-293	(The) Presidents Cup	4-5/12
Morland, David IV	2-272	Price, Nick	2-189/191
Morse, John	2-273	Pride, Dicky	2-191/192
Moss, Perry	2-273	Prize Money Distribution Charts	11-6/10
Motorola Western Open	3-74	Purses, Growth of	6-13
Mudd, Jodie	2-162/163	Purtzer, Tom	2-192/193
Murphy, Sean	2-273		
		Q	
N		Qualifying Tournament	3-132/136
National Car Rental	8-11	Quigley, Brett	2-277
National Car Rental Golf Classic at Walt Disney World Resort	3-119/121		
Nicklaus, Gary	2-273	R	
Nicklaus, Jack	2-164/166	Randolph, Sam	2-278
Nicolette, Mike	2-274	Raulerson, Charles	2-194

INDEX

Reid, Mike	2-195/196
Renner, Jack	2-278
Reno-Tahoe Open	3-100/101
Restino, John	2-278
Retail Licensing and Consumer Marketing	8-17/20
Riley, Chris	2-196/197
Rinker, Larry	2-278
Roberts, Loren	2-197/198
Rollins, John	2-279
Rookie of the Year Award (PGA TOUR)	7-4
Rosberg, Bob	2-279
Rose, Clarence	2-279
Royal Caribbean International	8-12
Rummels, Dave	2-279
Ryder Cup	4-13/14

S

Sabbatini, Rory	2-199
Sandelin, Jarmo	2-294
Sauers, Gene	2-280
Schedule, PGA TOUR (2000)	1-5/11
Schedule (3 TOURs)	12-9
Scherrer, Tom	2-199/200
Schultz, Ted	2-280
Schwarzrock, Brent	2-280
Scoring Average by Event (PGA TOUR)	5-17/18
Shell Houston Open	3-49/51
Siekmann, Tom	2-280
Sills, Tony	2-281
Simpson, Scott	2-201/202
Simpson, Tim	2-281
Sindelar, Joey	2-202/203
Singh, Vijay	2-204/205
Skins Game	3-137/138
Sluman, Jeff	2-206/207
Smith, Jerry	2-281
Smith, Mike	2-281
Snead, Sam	2-208
SONY Open in Hawaii	3-5/6
Southern Company	8-13
Southern Farm Bureau Classic	3-122/123
Spence, Craig	2-282
Sposa, Mike	2-282
Springer, Mike	2-282
Sprint International	3-96/97
Stadler, Craig	2-209/210
Standly, Mike	2-282
Stankowski, Paul	2-211/212
Statistical High/Lows (1999)	5-14
Statistical Leaders (1999)	5-12/14
Statistical Leaders (Year-by-Year)	5-15
Statistical Records (Single Tournament)	6-12
Stockton, Dave	2-283
Stockton, Dave Jr.	2-283
St. Paul Fire and Marine/Eagle 3	8-14
Strange, Curtis	2-212/213
Stricker, Steve	2-214/215
Sullivan, Mike	2-283
Sutherland, David	2-215/216
Sutherland, Kevin	2-216/217
Sutton, Hal	2-218/219

T

Tataurangi, Phil	2-284
Ten Broeck, Lance	2-284

Tewell, Doug	2-284
THE TOUR Championship	3-124/125
Toledo, Esteban	2-220/221
Tolles, Tommy	2-221/222
Toms, David	2-223/224
Torrance, Sam	2-295
Touchstone Energy Tucson Open	3-26/28
Toughest Holes on the PGA TOUR (1999)	5-16
TOUR Wives Association	9-6
Tournament Players Clubs	10-2/4
Tournament Summary (1999)	5-10/11
Tournament Summaries & Histories	3-1/140
Triplett, Kirk	2-224/225
Tryba, Ted	2-226/227
Turner, Greg	2-295
Tway, Bob	2-227/228
Twiggs, Greg	2-285

U

Uresti, Omar	2-229/230
U.S. Open	3-68/71
Utley, Stan	2-285

V

Van de Velde, Jean	2-230/231
Vardon Trophy	7-6
Verplank, Scott	2-231/232
Venturi, Ken	2-285

W

Wadkins, Bobby	2-286
Wadkins, Lanny	2-233/234
Wadsworth, Fred	2-286
Waite, Grant	2-286
Waldorf, Duffy	2-235/236
Watson, Denis	2-287
Watson, Tom	2-236/238
Watts, Brian	2-238/240
(The) Weather Channel	8-14
Weibring, D.A.	2-287
Weir, Mike	2-240/241
Wendy's Three-Tour Challenge	3-129
Wentworth, Kevin	2-241/242
Westin Texas Open	3-110/112
Westwood, Lee	2-296
Wetterich, Brett	2-287
WGC-American Express Championship	3-126
WGC-Andersen Consulting Match Play Championship	3-29
WGC-NEC Invitational	3-98/99
Wiebe, Mark	2-243/244
Williamson, Jay	2-287
Woods, Tiger	2-244/246
Woosnam, Ian	2-296
World Cup of Golf	3-130/131, 4-15
World Golf Championships	4-2/3
World Golf Championships Umbrella Sponsors	4-4
World Golf Foundation	10-15
World Golf Hall of Fame	10-9/14
World Golf Village	10-8
Wrenn, Robert	2-288

Z

Zoeller, Fuzzy	2-288
Zokol, Richard	2-288

NOTES

This image shows a single sheet of white paper with horizontal ruling lines. The lines are evenly spaced and run across the width of the page. There are no margins, text, or other markings on the paper.

NOTES

This image shows a full page of blank, lined paper. It features approximately 20 evenly spaced horizontal grey lines across its entire width. The paper is otherwise completely empty, with no margins, text, or other markings.

NOTES

This image shows a single page of white paper with horizontal ruling lines. The lines are evenly spaced and run across the width of the page. There are no margins, text, or other markings on the paper.

FREQUENTLY USED TELEPHONE NUMBERS

Golf Club of Jacksonville	904/779-2100
Golf Course Superintendents Association of America	785/841-2240
LPGA	904/274-6200
National Golf Foundation	561/744-6006
Asian PGA Tour	011-603-469-0088
PGA European Tour	011-44-1344-840-400
PGA of America	561/624-8400
PGA TOUR	904/285-3700
PGA Tour of Australasia	011-61-2-9460-3099
Japan Golf Tour	011-813-3585-7381
PGA TOUR Productions	904/940-7000
PGA TOUR Tournaments Association	904/285-4222
PGA TOUR Travel	904/285-4001
Southern Africa PGA Tour	011-27-21-850-6500
The First Tee	904/940-4300
THE PLAYERS Championship	904/285-7888
THE TOUR Championship	404/378-8687
Tournament Players Club at Avenel	301/469-3700
Tournament Players Club at The Canyons	702/256-2500
Tournament Players Club at Deere Run	309/796-6000
Tournament Players Club at Eagle Trace	954/753-7600
Tournament Players Club at Heron Bay	954/796-2010
Tournament Players Club at Jasna Polana	609/688-0500
Tournament Players Club of Michigan	313/436-3000
Tournament Players Club of Myrtle Beach	843/357-3399
Tournament Players Club at Piper Glen	704/846-1212
Tournament Players Club at Prestancia	941/922-2800
Tournament Players Club at River Highlands	860/635-5000
Tournament Players Club at Sawgrass	904/273-3230
Tournament Players Club of Scottsdale	602/585-4334
Tournament Players Club at Southwind	901/748-0330
Tournament Players Club at Sugarloaf	770/418-0777
Tournament Players Club at Summerlin	702/256-0111
Tournament Players Club of Tampa Bay	813/949-0090
Tournament Players Club of Virginia Beach	757/563-9440
Tournament Players Course at Las Colinas	972/717-2500
Tournament Players Course at PGA West	760/564-7170
Tournament Players Course at Snoqualmie Ridge	425/396-4653
Tournament Players Course at The Woodlands	281/367-1100
USGA	908/234-2300
World Golf Foundation	904/940-4000
World Golf Hall of Fame	904/940-4123
World Golf Village	904/940-4000


PGA TOUR on the Internet....<http://www.pgatour.com>

PGA TOUR and SENIOR PGA TOUR Media Guides may be purchased by calling Toll-Free 1-800-470-7677

PGA TOUR, SENIOR PGA TOUR, THE SKINS GAME, STADIUM GOLF, THE PLAYERS CHAMPIONSHIP, TOURNAMENT PLAYERS CHAMPIONSHIP, SENIOR PLAYERS CHAMPIONSHIP, THE TOUR CHAMPIONSHIP, SENIOR TOUR CHAMPIONSHIP, TOURNAMENT PLAYERS CLUB, TPC, INTERNATIONAL TOURNAMENT PLAYERS CLUB, WORLD SERIES OF GOLF, SWINGING GOLFER LOGO, THE PRESIDENTS CUP and SENIOR SLAM are registered trademarks of PGA TOUR, Inc. Copyright © 2000 PGA TOUR, Inc. All rights reserved. No portion of this book may be reproduced—electronically, mechanically or by any other means, including photocopying—without the written permission of PGA TOUR.

The 2000 Media Guide was written and edited by Chuck Adams, James Cramer, Nelson Luis and Lee Patterson. Layout and design by Mike Smith.

The 2000 PGA TOUR Schedule

WEEK OF:	EVENT:
JANUARY 3-9 10-16 17-23 24-30 31-Feb.6	Mercedes Championships SONY Open in Hawaii Bob Hope Chrysler Classic Phoenix Open AT&T Pebble Beach National Pro-Am
FEBRUARY 7-13 14-20 21-27 28-Feb.5	 Buick Invitational Nissan Open WGC-Andersen Consulting Match Play Championship Touchstone Energy Tucson Open Doral-Ryder Open
MARCH 6-12 13-19 20-26 27-Apr.2	The Honda Classic Bay Hill Invitational Presented by COOPER TIRES THE PLAYERS Championship BellSouth Classic
APRIL 3-9 10-16 17-23 24-30	The Masters# MCI Classic Greater Greensboro Chrysler Classic Shell Houston Open
MAY 1-7 8-14 15-21 22-28 29-Jun.4	COMPAQ Classic of New Orleans GTE Byron Nelson Classic MasterCard Colonial Memorial Tournament Kemper Open
JUNE 5-11 12-18 19-25 26-Jul.2	Buick Classic U.S. Open# FedEx St. Jude Classic Canon Greater Hartford Open
JULY 3-9 10-16 17-23 24-30 31-Aug.6	Advil Western Open Greater Milwaukee Open British Open# / B.C. Open John Deere Classic The International
AUGUST 7-13 14-20 21-27 28-Sept.3	Buick Open PGA Championship# WGC-NEC Invitational/ The Reno-Tahoe Open Air Canada Championship
SEPTEMBER 4-10 11-17 18-24 25-Oct.1	Bell Canadian Open SEI Pennsylvania Classic Westin Texas Open at La Cantera Buick Challenge
OCTOBER 2-8 9-15 16-22 23-29 30-Nov.5	Michelob Championship at Kingsmill Las Vegas Invitational The Presidents Cup/ Tampa Bay Classic National Car Rental Golf Classic at Walt Disney World Resort Wendy's Three-Tour Challenge* THE TOUR Championship Presented by Southern Company Southern Farm Bureau Classic
NOVEMBER 6-12 13-19 25-26 27-Dec.3	WGC-American Express Championship Franklin Templeton Shark Shootout* Skins Game* Williams World Challenge*
DECEMBER 4-10 9-10 16-17	WGC-EMC World Cup Office Depot Father-Son Challenge* Team Match Play Challenge*

= Non-PGA TOUR cosponsored event * = Challenge season/unofficial money event