

2004



Nationwide
Tour



MEDIA GUIDE



WWW.PGATOUR.COM

A Message to the Media

On behalf of the Nationwide Tour, its players and staff, it is my pleasure to welcome you to the 2004 season.

This marks the second year Nationwide has been the Tour's umbrella sponsor. As one of the largest insurance and financial services companies in the world, Nationwide continues to strengthen the Tour with its enthusiasm and energy. We are pleased to have such a strong company part of the PGA TOUR family.

We are very grateful for the tremendous support you have shown this Tour since its inaugural season in 1990. We are sure you will again play a significant role in communicating to your readers, listeners and viewers the stories that will unfold during the Nationwide Tour's 15th season.

The Nationwide Tour offers not only world-class golf to the markets where it holds tournaments, but it provides the players with a competitive atmosphere where they can display their vast talents. Fourteen years of success by alums on the PGA TOUR is clear evidence that the Nationwide Tour has earned a place among the world's leading professional tours.

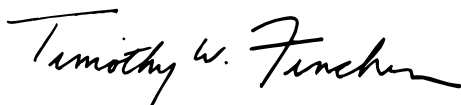
For the second consecutive year, the Nationwide Tour will see 20 of its players earn PGA TOUR playing privileges for 2005, reflecting the growing recognition of the quality of play on this Tour.

As the season begins, Nationwide Tour alumni have won 137 PGA TOUR titles. Among those 137 victories are 10 major championships.

This season, players will compete for prize money in excess of \$15.3 million, with 31 tournaments on the schedule—including three international events to open the season, in Panama, Australia and New Zealand. For the second consecutive year, the Tour will also play two events in Canada, with the remainder of the schedule in the United States. New events in Wisconsin and West Virginia will also enhance this year's schedule.

Thank you for your interest of the Nationwide Tour. As always, members of our Communications staff stand ready to assist you in your coverage of the Tour, both at tournament sites and from our headquarters in Florida. Please do not hesitate to call on any of them for assistance.

Sincerely,



Timothy W. Finchem
Commissioner
PGA TOUR



Bill Calfee
Senior Vice President and Chief of Operations
Nationwide Tour

We Are the PGA TOUR

The name of our organization is the PGA TOUR, a tax-exempt membership group of professional golfers that plays more than 100 official-money tournaments on three TOURs — the PGA TOUR, Champions Tour and Nationwide Tour. Our headquarters are located in Ponte Vedra Beach, FL, southeast of Jacksonville.

We should never be referred to as the PGA as we are a different organization than the PGA (of America). We are the PGA TOUR. On second reference, you can call us the TOUR.

The PGA is the Professional Golfers' Association of America, a membership organization for the nation's club professionals. The PGA runs the PGA Championship, Senior PGA Championship and Ryder Cup Matches, among other championships. The PGA headquarters are located in Palm Beach Gardens, FL.

The PGA TOUR and PGA of America were affiliated until 1968, when the tournament players, a small subset of the total PGA membership, broke away to form the Tournament Players Division and gain more control of their finances

and tournament schedule. The Tournament Players Division was renamed the PGA TOUR in 1975. While the two organizations still work closely together today, the PGA TOUR and PGA of America are separate entities.

Two other American golf organizations are involved in men's professional tournament play, independent of the PGA TOUR but with their marquee events included on the PGA TOUR schedule as non-PGA TOUR cosponsored tournaments. The United States Golf Association, with headquarters in Far Hills, NJ, oversees the national championships (U.S. Open, U.S. Senior Open, U.S. Amateur, U.S. Women's Amateur, etc.) and administers the Rules of Golf, among other duties. The Augusta (GA) National Golf Club plays host to the Masters Tournament.

The Champions Tour will continue to combine extremely competitive golf for champions of the game age 50 and older with a fan-friendly platform that promotes "inside the ropes" and game-improvement for its fans. The Nationwide Tour grows as a virtual extension of the PGA TOUR. Through 2003, 137 PGA TOUR tournaments have been won by former Nationwide Tour players.



Table of Contents

SECTION 1: INTRODUCTION

We Are the PGA TOUR	1-1
2004 Nationwide Tour Tournament Schedule	1-3/5
Nationwide Company Profile	1-6
History of the Nationwide Tour	1-7/8
Year-by-Year Tournament Prize Money	1-8
PGA TOUR Division Board	1-9
PGA TOUR Golf Course Properties Board	1-9
About the Commissioner	1-10

SECTION 2: PLAYER BIOGRAPHIES

Nationwide Tour Eligibility Requirements	2-2
Biographies of Fully Exempt Members	2-3/47
Biographies of Nonexempt Members	2-48/87
2003 Nationwide Tour Graduating Class	2-88
Nationwide Tour International Players	2-89

SECTION 3: TOURNAMENT SUMMARIES

Tournament Summaries	3-2/31
Qualifying Tournament	3-32/34
Results of Tournaments not on 2004 Schedule	3-35/38

SECTION 4: 2003 NATIONWIDE TOUR RECORDS

2003 Nationwide Tour Money List	4-2/3
2003 Nationwide Tour Tournaments Summary	4-4/5
2003 Nationwide Tour Facts and Figures	4-5/7
2003 Nationwide Tour Statistical Leaders	4-8
2003 Nationwide Tour Scoring Average by Event	4-9
Toughest Holes on the 2003 Nationwide Tour	4-10
Toughest Courses on the 2003 Nationwide Tour	4-11

SECTION 5: ALL-TIME NATIONWIDE TOUR RECORDS

All-Time Scoring Records	5-2/5
All-Time Victory Records	5-3/4
Miscellaneous Records	5-5
Past Players Gaining Exempt PGA TOUR Status	5-6
Individual Playoff Records	5-7/9
Tournament Playoff Records	5-9
All-Time Facts and Figures (1990-2003)	5-10/13
All-Time Nationwide Tour Winners	5-14/20
Statistical Records	5-21/22
PGA TOUR/Champions Tour Victories by Former Nationwide Tour Players	5-23/24
Major Championships Won by Former Nationwide Tour Players	5-25
Most Career Wins	5-25
PGA TOUR Awards Won by Former Nationwide Tour Players	5-25
2003 Nationwide Tour Player of the Year/All-Time Players of the Month	5-26
All-Time Nationwide Tour Roster	5-27/30
The Last Time	5-31
Nationwide Tour Tournament Chronology	5-32/42

SECTION 6: ADDITIONAL INFORMATION

Nationwide Tour Volunteer and Charity of the Year	6-2
Golf 20/20	6-3
The First Tee	6-3
PGATOURIMAGES.COM	6-4
PGA TOUR Productions	6-4
Nationwide Tour Prize Money Distribution Charts	6-5/6
Media Regulations	6-7/9
Tournament Players Clubs	6-10/11
ShotLink	6-12
Tour Wives Association	6-12
Weather Guidelines	6-13
World Golf Foundation	6-13
World Golf Hall of Fame	6-14
World Golf Hall of Fame Supporting Organizations	6-14
World Golf Hall of Fame Members	6-15/18
World Golf Village	6-18

SECTION 7: PGA TOUR/NATIONWIDE TOUR STAFF

Office of the Commissioner	7-2
Communications	7-3
Brand Development	7-3
Senior Vice President and Chief Operating Officer/Nationwide Tour	7-3
Tournament Business Affairs	7-3
Player Relations	7-3
Finance and Administration	7-3
Tournament Players Clubs	7-3
Competitions and Rules	7-4
Agronomy	7-4
Corporate Marketing/Business Development/Retail Liscencing	7-4
Television/Broadcasting/New Media/PGA TOUR Productions/PGATOUR.COM	7-5
Three TOUR Schedules	7-5
Alphabetical Index	7-6/7
Telephone Numbers	Inside Back Cover

2004 Nationwide Tour Tournament Schedule

Date	Tournament Dir/Media Contact	Location/Par/Yardage/Architects	Prize Money/First Place	TV	2003 Winner
Feb 2-8	BellSouth Panama Championship Antonio DeRoux 507-266-7436	Panama GC () Golf Club of Panama Arpartado 911, Zona 9A-R.P. Zona 7, Panama City Panama	\$500,000/\$90,000		new event
Feb 16-22	Jacob's Creek Open Championship Bob Tuohy 011-61-8-8373-2021 bobtuohy@tagolf.com.au	Kooyonga GC (72/6,711) May Terrace, Adelaide Lockleys SA 5032 Australia Herbert Lockett Rymill/1924	\$500,000/\$90,000	TGC	Joe Ogilvie
Feb 23-29	New Zealand PGA Championship Malcolm Todd 011-61-4-1612-2993	Clearwater GC (72/7,137) Clearwater Resort Clearwater Avenue (off Johns Road) Harewood, Christchurch, New Zealand Bob Charles/2001	\$500,000/\$90,000	TGC	Ryan Palmer
Mar 22-28	Chitimacha Louisiana Open Presented by Dynamic Industries Danny Jones 337-593-8000 djones@laopen.com	Le Triomphe CC (72/7,004) 100 Club Boulevard Broussard, LA70518 Robert Trent Jones, Jr./1985	\$475,000/\$85,500		Brett Wetterich
Apr 12-18	First Tee Arkansas Classic Presented by Stephens Inc. Dick Emry 501-922-8889 dnwemry@hsnp.com	Diamante CC (72/7,519) 2000 Country Club Drive Hot Springs Village, AR 71909 Thomas R. Clark/1995	\$475,000/\$85,500		Ted Purdy
Apr 19-25	Rheem Classic Presented by Times Record Lisa Baker 479-782-3410 lbaker@rheemclassic.com	Hardscrabble CC (70/6,619) 5211 South Cliff Drive P.O. Box 2708 Fort Smith, AR 72903 Perry Maxwell/1927	\$475,000/\$85,500		Zach Johnson
Apr 26- May 2	BMW Charity Pro-Am at The Cliffs Justin Gillian 864-297-0390 JGillian@sccharities.org	The Cliffs G&CC Cliffs Valley (72/7,023) Ben Wright/1994 Cliffs at Keowee Vineyards (71/7,006) Tom Fazio and Jay Haas/1999 Valley Clubhouse, 250 Knightsridge Road Travelers Rest, SC 29690	\$600,000/\$108,000	TGC	Tripp Isenhour
May 3-9	Chattanooga Classic Sam Woolwine 423-266-7210; 423-667-7243 Samwoolwine@yahoo.com	Black Creek Club (72,7,044) 4700 Cummings Cove Drive 4700 Cummings Cove Drive Chattanooga, TN 37419	\$450,000/\$81,000		Jason Bohn
May 17-23	Henrico County Open Dave Maraghy 804-874-0835	The Dominion Club (72/7,089) 6000 Dominion Club Drive Glen Allen, VA 23059 Curtis Strange/1992	\$450,000/\$81,000	TGC	Mark Hensby
May 24-30	SAS Carolina Classic Jeff Kleiber 919-531-4653 jeff.kleiber@octagon.com	TPC at Wakefield Plantation (71/7,257) 2201 Wakefield Plantation Drive Raleigh, NC 27614 Hale Irwin/2000	\$525,000/\$94,500		David Morland IV
May 31- June 6	Knoxville Open Presented by Food City Sandy Hull 865-523-8687 shull@bgctnv.org	Fox Den CC (72/7,142) 12284 North Fox Den Drive Knoxville, TN 37922 William Byrd/1969	\$475,000/\$85,500		Vaughn Taylor
June 7-13	LaSalle Bank Open Scott Cassin 312-904-9815 scott.cassin@abnamro.com	The Glen Club (72/7,217) 2901 West Lake Avenue Glenview, IL 60025 Tom Fazio/2001	\$550,000/\$99,000	TGC	Andre Stolz
June 14-20	Northeast Pennsylvania Classic Gil Hoban 570-357-8285	Glenmaura National GC (70/6,933) 100 Glenmaura National Boulevard Moosic, PA 18507 Michael Hurdzen/1992	\$450,000/\$81,000		Blaine McCallister

2004 Nationwide Tour Tournament Schedule (cont.)

Date	Tournament Dir/Media Contact	Location/Par/Yardage/Architects	Prize Money/First Place	TV	2003 Winner
June 21-27	Lake Erie Charity Classic at Peek'n Peak Resort Ted Grassi, Jr. 716-355-4141, ext. 7370 814-572-7201 tgrassijr@aol.com	Peek'n Peak Resort & Conference Center (Upper Course) (72/6,888) 1405 Olde Road P.O. Box 360 Findley Lake, NY 14736-0360 Ferdinand Garbin/1973	\$450,000/\$81,000	TGC	Guy Boros
June 28-July 4	The Reese's Cup Classic Jim Reed 717-533-6647; 717-512-2833	CC of Hershey East Course (71/7,154) 1000 East Derry Road Hershey, PA 17033-1290 Reed3179@cs.com George Fazio/1970	\$450,000/\$81,000		Joe Ogilvie
July 5-11	Scholarship America Showdown Kelly McDyre 763-287-0108 KellyMcDyre@sfx.com	Troy Burne GC (71/7,003) 295 Lindsay Road Hudson, WI 54016 Tom Lehman and Hurdzan/Fry/1999	\$475,000/\$85,500		new event
July 12-18	Pete Dye West Virginia Classic Tim McNeely 304-558-2234	Pete Dye GC (72/7,166) 820 Aaron Smith Drive Bridgeport, WV 26330 Pete Dye/1995	\$600,000/\$108,000	TGC	new event
July 19-25	Samsung Canadian PGA Championship Presented by Mastercard Rima Katorji 519-853-5450, Ext. 230 Rima@canadianpga.org	Whistle Bear GC (72/7,305) R.R. #33 1316 Dickie Settlement Road Cambridge, Ontario CAN N3H 4R8 John Robinson/2001	\$450,000/\$81,000	TGC	Tom Carter
July 26-Aug 1	Preferred Health Systems Wichita Open Presented by Cox Communications Roy Turner 316-219-9046 Wichitaopen@worldnet.att.net	Crestview CC (72/6,913) 1000 North 127th Street East Wichita, KS 67206 Robert Trent Jones, Sr. and Robert Trent Jones, Jr./1969	\$475,000/\$85,500		Jeff Klauk
Aug 2-8	Omaha Classic Presented by Cox Communications Jaime Alt 402-399-1800 jalt@omahaclassic.com	The Champions Club (72/7,099) 13800 Eagle Run Drive Omaha, NE 68164-2541 Jeffrey Brauer/1992	\$550,000/\$99,000	TGC	Bo Van Pelt
Aug 9-15	Price Cutter Charity Championship Jerald Andrews 417-887-3400; 417-839-9805 Jerald@mosportshalloffame.com	Highland Springs CC (72/7,060) 5400 Highland Springs Blvd. Springfield, MO 65809 Robert Trent Jones, Jr./1987	\$525,000/\$94,500		Tom Carter
Aug 16-22	Alberta Classic George Morrison 403-735-3336; 403-461-2848 Georgemorrison@calgaryclassic.com	Redwood Meadows G&CC (72/7,058) 100-#2 Tsuu T'ina Drive Calgary, Alberta, Canada T2P 2G4	\$450,000/\$81,000	TGC	Tom Carter
Aug 23-29	Envirocare Utah Classic Evan Byers 801-495-4653 evan@utahclassic.com	Willow Creek CC (72/7,104) 8300 South 2700 East Sandy, UT 84093 William Howard Neff/1981	\$450,000/\$81,000		Zach Johnson
Sep 6-12	Virginia Beach Open Presented by ACS Systems & Engineering, Inc. Mark Carnevale 757-321-1750; 757-478-3713 mark.carnevale@acssystem.com	TPC of Virginia Beach (72/7,432) 2500 Tournament Drive Virginia Beach, VA 23456 Pete Dye and Curtis Strange/1998	\$450,000/\$81,000		Michael Long

2004 Nationwide Tour Tournament Schedule (cont.)

Date	Tournament Dir/Media Contact	Location/Par/Yardage/Architects	Prize Money/First Place	TV	2003 Winner
Sep 13-19	Oregon Classic Presented by Kendall Automotive Group Chris Roche 541-242-0677 cjroche@gte.net	Shadow Hills CC (72/7,007) 92512 River Road Junction City, OR 97448 Alex Kindsvater/1961 Redesign: Bill Robinson/1992-94	\$450,000/\$81,000		Chris Couch
Sep 20-26	Albertsons Boise Open Patrick Siver 503-644-6057, Ext. 207 Patrick@JeffSandersPromotions.com	Hillcrest CC (71/6,698) 4610 Hillcrest Drive Boise, ID 83705 A. Vernon Macan/1940 Redesign: Robert Muir Graves/1968	\$600,000/\$108,000	TGC	Roger Tambellini
Sep 27-Oct 3	Mark Christopher Charity Classic Presented by Adelphia Stephen Wagner 909-948-5565; 909-453-4613 mccclassic@aol.com	Empire Lakes GC (71/7,107) 11015 Sixth Street Rancho Cucamonga, CA 91730 Arnold Palmer/1996	\$450,000/\$81,000		James Oh
Oct 4-10	Gila River Golf Classic at Wild Horse Pass Resort Tony Sokolowski 602-954-8182 tsokolowski@bgclubs-phx.org	Whirlwind GC Cattail Course (71/6,994) 5692 West North Loop Road Chandler, AZ 85226 Gary Panks/2000	\$475,000/\$85,500	TGC	Lucas Glover
Oct 11-17	Permian Basin Charity Golf Classic Scotty Niemann 432-620-0149; 432-967-1901 SWNiemann@pga.com	Midland CC (72/7,354) 6101 North Highway 349 Midland, TX 79705-2007 Ralph Plummer/1954	\$450,000/\$81,000		D.J. Brigman
Oct 18-24	Miccosukee Championship Rene Guim 305-477-4653; 305-586-2908 Tneville@southfloridagolf.info	Miccosukee G&CC (71,7,200) 6401 Kendale Lakes Drive Miami, FL 33183	\$500,000/\$90,000	TGC	Craig Bowden
Oct 27-31	Nationwide Tour Championship	TBD		TGC	Chris Couch

Nationwide Company Profile



W. G. Jurgensen

Chief Executive Officer
Nationwide

We are proud to sponsor and be part of another season of the Nationwide Tour. We look forward to a successful year.

As we greet new players and welcome back familiar faces, we are reminded of the competitive environment and powerful skills that are present week after week. With each tournament, players' dreams of earning a spot on the PGA TOUR come closer to reality. At the final championship tournament, 20 players will realize commitment and dedication truly do pay off.

Nationwide feels the same way about its business. For more than 75 years, Nationwide has shown its commitment and dedication to protecting our customers' dreams. Our values of honesty and integrity closely reflect those of the PGA TOUR, resulting in a unique relationship that defines this Tour.

This year, we envision expansive growth and success for the Nationwide Tour, our partners, players, fans and customers. Nationwide is On Your Side.

W. G. Jurgensen

Nationwide Overview

- Nationwide Mutual, along with its subsidiaries and affiliates (collectively referred to as "Nationwide"), is a leading insurance and financial services company with more than \$117 billion in statutory assets. Nationwide provides a full range of insurance and financial services that include auto, fire, life, health, commercial insurance, administrative services, annuities, mutual funds, pensions, and long-term savings plans. These products are offered through multiple distribution channels, and the company maintains strong relationships with premier mutual fund managers.
- Nationwide does business in all 50 states, the District of Columbia, Canada, and the Virgin Islands. Internationally, Nationwide sells life and long-term savings products in Asia, Europe and Latin America.

Key Facts

- Ranked 111th on the Fortune 500
- More than 30,000 employees
- More than 16 million policies in force

Key Companies and Subsidiaries

- Property and Casualty
 - Nationwide Insurance
 - THF Holdings, Inc.
 - Allied Insurance
 - Farmland Insurance
 - Scottsdale Insurance

- Life Insurance and Retirement Savings
 - Nationwide Financial
 - Nationwide Retirement Solutions
 - Nationwide Provident
 - TBG Financial
 - The 401(k) Company
- Asset Management
 - Gartmore
 - Gartmore Investment Management
 - Gartmore Global Investments
- Strategic Investments
 - GatesMcDonald
 - Nationwide Advantage Mortgage Company
 - Nationwide Realty Investors
 - Nationwide Health Plans
 - Nationwide Global Holdings
 - PanEuroLife
 - Nationwide Maritima Vida Previdencia SA
 - Nationwide Towarzystwo Ubezpieczen na Zycie SA



History of the Nationwide Tour

Even the most optimistic person couldn't have foreseen the success of the Nationwide Tour when it kicked off its inaugural season on Thursday, Feb. 2, 1990 at 7:30 a.m. PST at Bakersfield Country Club in Bakersfield, CA.

The Nationwide Tour began under corporate sponsorship of the Ben Hogan Company as the Ben Hogan Tour. The idea of former PGA TOUR Commissioner Deane R. Beman, the Nationwide Tour was designed as a proving ground for up-and-coming golfers, as well as a place for PGA TOUR veterans to hone their skills as they prepared for the Champions Tour. It has become so much more than that.

For the first two years of the Tour, the top five money winners were awarded PGA TOUR membership. Beginning in 1992, the PGA TOUR Tournament Policy Board voted that, due to the success graduating players had on the PGA TOUR, that number would be increased to 10; and in 1997 the number was increased to 15. In 2003, 20 players earned their 2004 TOUR cards.

That first event in 1990 was won by Mike Springer, who went on to win two more times that year and finish fourth on the money list. He was joined in the first graduating class by Jim McGovern, Dick Mast, Ed Humenik and Jeff Maggert, who was leading money-winner and Player of the Year.

However, the player who made the biggest impact on the PGA TOUR from the 1990 Tour was John Daly, winner of the only Ben Hogan Tour Qualifying Tournament. Daly won the PGA Championship as a rookie and went on to finish 17th on the 1991 PGA TOUR money list. Since then, he has added three more victories, including another major championship, the 1995 British Open.

Tom Lehman first established himself as a top-flight player on the 1991 Tour. After two nondescript years on the PGA TOUR in the early 1980s, Lehman won a tournament on the 1990 Tour. But 1991 was the breakthrough season in his comeback. He won three times that year and was the circuit's leading money-winner.

Californian John Flannery was the dominant player on the 1992 Tour, winning three times and leading the Tour in earnings with \$164,114. His successful campaign made him the Tour's third Player of the Year.

On August 26, 1992 Nike Inc., took over sponsorship of the Tour beginning with the 1993 season. Sean Murphy was the star of the 1993 Tour. He set records for wins in a season with four, career victories with five, and single-season earnings with \$166,293. He added a sixth title in 1995.

While Murphy was busy setting records, his fellow Tour alumni were busy making names for themselves on the PGA TOUR. Daly had already collected his second career win in the 1992 B.C. Open, and others were beginning to earn their own hardware. McGovern, Mike Standly and Maggert all collected PGA TOUR titles in 1993, while Springer and Greg Kraft grabbed a pair of unofficial wins.

The Tour Championship also was established in 1993 as a climax to the season. Rookie David Duval won the first Tour Championship, which featured only the top 50 money-winners during the year.

On the 1994 Tour, Chris Perry showed that consistency has its own rewards. Although six players collected multiple victories that year, Perry's lone title in the Utah Classic and his consistent strong play over the course of the season earned him Tour Player of the Year honors. He set a single-season earnings record with \$167,148 and collected 10 top-10 finishes. He made every cut that season.



It's been 14 years since Mike Springer won the Bakersfield Open, the first Nationwide Tour event.

The 1994 Tour season saw a number of firsts. In June, Tommy Armour III became the first player to win back-to-back tournaments—the Miami Valley Open and Cleveland Open. During the second round of the 1994 Shreveport Open, Omar Uresti set a record with nine consecutive birdies. That not only stands as the Nationwide Tour standard, it surpassed the records on the PGA TOUR, Champions Tour or European Tour.

In May, Vic Wilk became the first left-hander to win an event, the Knoxville Open. Jerry Kelly continued the trend of the leading money-winner setting an earnings record in 1995, when he earned \$188,878 to better Perry's year-old record. Besides winning twice, Kelly posted 15 top-10 finishes.

Celebrated amateur Allen Doyle played the Tour after turning professional in the spring. He won his second event, the Mississippi Gulf Coast Classic and added two more titles on his way to a second-place finish on the 1995 money list. In 1996, he was the oldest rookie in PGA TOUR history at age 47.

Stewart Cink was the top story of the 1996 Tour season. The 1995 college Player of the Year became the first player in Nationwide Tour history to earn more than \$200,000 in a single season with \$251,699. He won three times, including the season-ending Tour Championship, and collected 14 top-10 finishes in only 21 events.

Michael Christie also was dominant in 1996, collecting three wins. In his win in Greenville, SC, he matched the Tour record for lowest score in a 72-hole tournament. He matched the 54-hole tournament record, as well, when he won the Utah Classic.

The 1997 season began with the announcement that the PGA TOUR Policy Board had increased the number of TOUR exemptions onto the PGA TOUR from 10 to 15, further enhancing the Tour's reputation as a proving ground for the next generation of PGA TOUR champions.

The 1997 season also marked the first year of the "Battlefield Promotion," which grants immediate access to the PGA TOUR for any player who wins three Nationwide Tour events in a season. Chris Smith was the first player to earn this promotion. On the Nationwide Tour, Smith had a record-breaking season. He won at the Upstate Classic, and captured the Dakota Dunes Open and Omaha Classic in back-to-back weeks. With the wins at Dakota Dunes and Omaha, he joined Armour and Jerry Haas as the only players to win consecutive tournaments. He also became the first player to win the same tournament twice, having won the Dakota Dunes Open in 1995.

Smith's victory in Omaha was a record-setting affair. His 26-under-par 258 total was the record for most strokes under par and low total. His 11-stroke margin of victory is also the Tour record.

In October, Steve Flesch joined Wilk as the only left-handed champions. Flesch won the season-ending Tour Championship. That victory vaulted him from 24th on the money list to fourth, earning him 1998 PGA TOUR membership.

The 1998 season saw more of the kind of action for which the Nationwide



Jim Furyk won his first major championship last year with his win at the U.S. Open.

History of the Nationwide Tour

Tour has become known. During a three-week period late in the spring, Notah Begay III and Doug Dunakey caught the attention of the golf world when each recorded a 59 in competition. Begay's 13-under-par 59 came in the second round of the Dominion Open and was highlighted by a five-hole stretch that saw him go birdie, birdie, eagle, birdie, eagle (ace). He shot a 9-under-par 27 on his incoming nine to ensure his place in the record books. Three weeks later, Dunakey turned his own 27, this one 8-under-par, into a place in the record book alongside Begay. Amazingly, Dunakey could have had the record on his own, with only a three-putt bogey on his final hole keeping him from posting an incredible 58.

Bob Burns was named 1998 Player of the Year after leading in earnings with \$178,664 and winning at the Dominion Open and Tour Championship.

The 1999 season saw Carl Paulson establish a new record for consecutive starts with 83. The 83rd start was a significant one as Paulson recorded his first-ever Nationwide Tour victory at the Utah Classic. That win, and another two weeks later at the Boise Open, vaulted Paulson to the top of the money list. His efforts were rewarded when his peers selected him as the Player of the Year. Seven players won twice on the Tour in 1999, and a record 22 players earned more than \$100,000.

The season-ending Tour Championship was a thrilling affair played at the Robert Trent Jones Trail Highland Oaks Golf Club in Dothan, AL. Bob Heintz won his second event of the season in a playoff with Dawson to take home the largest first-place prize in Tour history—\$72,000.

In late October, internet superstore Buy.com was announced as the new umbrella sponsor of the Tour. With Buy.com's financial contribution, purses rose to a record \$13.1 million in 2000, with the minimum weekly purses jumping from \$225,000 to \$400,000. On the course, the 2000 season saw Spike McRoy earn Player of the Year honors after winning twice and earning a record \$300,638. He was one of 53 players to earn \$100,000 or more.



Shaun Micheel, the 2003 PGA Championship winner, won the 1999 Greensboro Open on the Nationwide Tour.

Along the way, Tim Clark made a little history of his own when he collected the first \$100,000 payday on the Tour by winning the Boise Open. The 2000 season was also notable for the emergence of international players who captured nine titles and claimed four of the top 15 spots on the money list.

The 2001 season was an historic one for the Tour. For only the second time, a player earned a promotion to the PGA TOUR by winning three times in one season. Heath Slocum's third win made him the first player since Smith (1997) to earn an automatic promotion to the TOUR.

Once the field was shown the way, others followed. First, Chad Campbell earned his third win and moved on, and then Pat Bates won back-to-back tournaments to end the year and became the third player in 2001 to jump to the PGA TOUR. Slocum set a Tour record by going 106 consecutive holes without making a bogey, while Todd Barranger tied the scoring mark by winning the Dayton Open with a 26-under-par effort. Along the way, Campbell set a single-season earnings record with \$394,552 to earn Player of the Year honors. He also finished second at the PGA TOUR's season-ending Southern Farm Bureau Classic.

The 2001 season also saw the Tour move to Canada for the first time with the Samsung Canadian PGA Championship in suburban Toronto.

In 2002, the Tour added tournaments in Australia and New Zealand for the first time. In addition, tournaments were allowed to sell individual title sponsorships for the first time.

Patrick Moore won three times and earned Player of the Year honors. A record 12 players earned \$200,000 or more. Alums continued to excel winning a one-season record 21 times in 2002.

The season ended on a high note with the announcement of a new umbrella sponsor, Nationwide. The five-year agreement started with the 2003 season, and the Tour not only sported a new name and logo but it awarded 20 PGA TOUR cards to its graduates.

The 2003 season featured 30 events, with purses in excess of \$14.7 million. New events were staged in Canada (Calgary), Chattanooga, TN, and Miami, FL.

Tom Carter became only the sixth player to earn a three-win promotion to the PGA TOUR, but to show the strength of the Tour he wasn't even the Player of the Year. Zach Johnson won that honor after setting a new Tour record for earnings, with \$494,882. He had two wins and nine top-three finishes in his 20 starts while setting a new Tour scoring record, as well. He finished with a 68.97 average.

The 2004 season will offer 31 tournaments, including the first-ever in Central America, the BellSouth Panama Championship. Other new events will be staged in the Twin Cities area of Minnesota, the Tom Lehman-run Scholarship America Showdown, and in West Virginia at the Pete Dye Golf Club. Purses will reach \$15.3 million, and all indications are that this ever-growing Tour will have its finest season to date.

Events / Prize Money

Year	Total Events	Official Prize Money	Average Purse
1990	30	\$3,050,000	\$101,667
1991	30	3,450,000	115,000
1992	30	4,300,000	143,333
1993	30	4,975,000	165,833
1994	28	5,300,000	189,286
1995	30	6,125,000	204,167
1996	29	6,025,000	207,759
1997	29	6,225,000	214,655

Year	Total Events	Official Prize Money	Average Purse
1998	30	\$7,175,000	\$239,167
1999	30	7,625,000	254,167
2000	31	13,180,000	425,161
2001	28	12,556,000	448,429
2002	28	12,775,000	456,250
2003	30	14,500,000	483,333
2004	31	15,300,000	493,548
Total		\$122,561,000	

Board of Directors

Independent Directors – PGA TOUR Policy Board, Champions Tour Division Board



Richard J. Ferris
Chairman
Northbrook, IL



Victor F. Ganzi
New York, NY



Charles F. Knight
St. Louis, MO



John B. McCoy
Columbus, OH

Player Directors - PGA TOUR Policy Board



Olin Browne
Jupiter, FL



Brad Faxon
Barrington, RI



Scott McCarron
Reno, NV



David Toms
Shreveport, LA

Player Directors - Champions Tour Division Board



Allen Doyle
La Grange, GA



Bob Gilder
Corvallis, OR



Hubert Green
Panama City Beach, FL



Howard Twitty
Scottsdale, AZ

PGA of America Director - PGA TOUR Policy Board



MG Orender
Jacksonville Beach, FL

PGA of America Director - Champions Tour Division Board



Jack Connelly
Huntingdon Valley, PA

Golf Course Properties Advisory Board



Wayne S. Doran
Chairman
Dearborn, MI



Edward J. Brown III
Charlotte, NC



A. James Clark
Bethesda, MD



H. Wayne Huizenga
Ft. Lauderdale, FL



James W. McGlothlin
Bristol, VA



Carl Ware
Atlanta, GA

About the Commissioner



Timothy W. Finchem
Commissioner

Timothy W. Finchem, 56, is the third Commissioner of the PGA TOUR. Finchem succeeded Deane R. Beman as Commissioner on June 1, 1994. Beman had served for 20 years, replacing the late Joseph C. Dey, who had been the TOUR's Commissioner in its first five years, 1969-74.

Finchem, Deputy Commissioner and Chief Operating Officer of the TOUR under Beman since 1989, joined the TOUR staff as Vice President of Business Affairs in 1987.

As Commissioner, Finchem has greatly expanded the earnings opportunities for PGA TOUR players domestically and internationally. He also has taken leadership roles in the formation of the International Federation of PGA Tours and the World Golf Foundation, Inc.

His personal dedication to the success of the World Golf Foundation's First Tee initiative has helped that program achieve its initial objectives in developing facilities that will have an impact on the game for years to come.

"Our primary purpose as a membership organization is to create outstanding playing and earnings opportunities for our players," Finchem says,

"and we are proud of what our tournaments do for charity (more than \$700 million raised) and the active role we have been able to take as an organization in growing the game for future generations."

Born in Ottawa, IL, on April 19, 1947, Finchem graduated from Princess Anne High School in Virginia Beach, VA. He attended the University of Richmond on a debate scholarship, receiving his Bachelor of Arts degree in 1969. He graduated from the University of Virginia Law School in 1973.

After practicing law in Virginia Beach for three years, Finchem served in the White House as Deputy Advisor to the President in the Office of Economic Affairs in 1978 and 1979. In the early 1980s, Finchem co-founded the National Marketing and Strategies Group in Washington, D.C.

Finchem is recipient of the Golf Course Superintendents Association of America's Old Tom Morris Award for 2001 and the PGA of America's Distinguished Service Award for 2002.

Married to the former Holly Bachand, Finchem is a father of four. The Finchems live in Ponte Vedra Beach, FL.



A black and white photograph of golfer Zach Johnson. He is standing on a golf course, wearing a dark polo shirt, light-colored trousers, and a white cap with a logo. He is gesturing with his right hand and holding a golf club in his left hand. The background is a blurred view of a golf course with trees.

In 2003, **Zach Johnson** established a new Nationwide Tour record for single-season earnings while earning Player of the Year honors.

2004 Nationwide Tour Eligibility Requirements

1. Tournament Winners

Winners of Nationwide Tour cosponsored events in the last calendar year or during the current year:

Jason Bohn	Lucas Glover	Michael Long	Ted Purdy
Guy Boros	Scott Gutschewski	Blaine McCallister	Andre Stolz
Craig Bowden	Mark Hensby	David Morland IV	Roger Tambellini
D.J. Brigman	Tripp Isenhour	Joe Ogilvie	Vaughn Taylor
Tom Carter	Zach Johnson	James Oh	Bo Van Pelt
Chris Couch	Jeff Klauk	Ryan Palmer	Brett Wetterich

2. Past Champion of Current Week's Event

3. Top Finishers from Previous Year

If not otherwise exempt, players finishing 21st to 55th on the final official Nationwide Tour money list from the previous year:

Kyle Thompson	Ryuji Imada	John Ellilott	D.A. Points
Paul Claxton	Jeff Freeman	Bob Heintz	Steve Haskins
Charles Warren	Jess Daley	Kevin Johnson	Bobby Gage
Jimmy Walker	Doug LaBelle II	Craig Lile	Scott Sterling
Chris Tidland	Todd Demsey	Scott Gump	Hunter Haas

4. Number of Finishers Nearest 50 from PGA TOUR National Qualifying Tournament

The next number of finishers, nearest 50, in order of finish from the immediately previous PGA TOUR National Qualifying Tournament

Robert Garrigus	Ryan Hietala	Jon Mills	Bill Lunde
Brian Henninger	Jim Rutledge	Jody Bellflower	Carl Paulson
Wook-Soon Kang	D.J. Trahan	Justin Bolli	Mark Wilson
Kenichi Kuboya	Jeremy Wilkinson	Kelly Gibson	Doug Garwood
Dennis Paulson	Gavin Coles	Rick Price	Rafael Gomez
Greg Chalmers	Patrick Damron	Ryan Armour	Troy Matteson
Boo Weekley	Jason Enloe	Tony Carolan	Scott Petersen
Mark Wurtz	Tom Gillis	Dave Cunningham	Ted Potter, Jr.
Olin Browne	Mathew Goggin	Bradley Hughes	Vance Veazey
Brad Bryant	Han Lee	Chris Anderson	

5. Former Fully-Exempt PGA TOUR Members

Pete Jordan	Franklin Langham
-------------	------------------

6. PGA TOUR Members 48-49 Years Old

7. PGA TOUR National Qualifying Tournament Category

8. Open-Qualifying

Fourteen (14) low scorers at open-qualifying

9. Host PGA Selections

Three (3) members of the PGA section in which the event is held, selected on a competitive basis by such host PGA section.

10. Sponsor Exemptions

On invitation of the tournament sponsor, a maximum of two (2) players, including amateurs with USGA handicaps of 2 or less.

11. Top 25 from Previous Event

If not otherwise exempt, the top-25 finishing professionals and those tied for 25th place in the immediately preceding Nationwide Tour event (on a space-available basis).

12. Special Members/Medical

Charles Raulerson	Andy Sanders	Kelly Sellers	Brad Fabel
-------------------	--------------	---------------	------------

13. PGA TOUR Member Not Exempt for Current TOUR Event

If needed to fill the field, PGA TOUR members who are not eligible for the PGA TOUR event occurring simultaneously with the Nationwide Tour event.

14. PGA TOUR Extended Money List (151-200)

Darron Stiles	Doug Barron	Jason Gore	Brandel Chamblee
Scott Laycock	Anthony Painter	Jay Don Blake	Ty Tryon
Mike Sposa	Jim Carter	Bill Glasson	Tom Scherrer
Paul Gow	Brent Schwarrock	Jason Caron	Willie Wood
Steven Alker	Dave Stockton, Jr.	Todd Barranger	
Donnie Hammond	Michael Clark II	Andy Miller	

15. PGA TOUR Past Champions, Team Winners, Veteran Members (beyond No. 150 on the money list)

16. Nationwide Tour Past Champions (years 2-4)

Richard Johnson	Jason Buha	Keoke Cotner	Steve Runge
Jeff Gallagher	Zoran Zorkic	Andy Morse	Rob McKelvey
Fran Quinn	Peter O'Malley	Shane Bertsch	
Tyler Williamson	Jason Hill	Jeff Hart	

17. Additional Finishers from PGA TOUR National Qualifying Tournament

James Driscoll	Perry Moss	Brian Guetz	Brian Kamm
Greg Bruckner	Andy Doeden	Warren Schutte	Rodney Butcher
Bob Sowards	Barry Cheesman	Matt Sharkey	Ryan Gildersleeve
Chris Downes	Matt Bettencourt	Dan Buchner	Nathan Green
Yusaku Miyazato	Paul Curry	Keith Huber	John Connelly
Bryant Odom	Richard Massey	Matt Jones	Mike Perez
Ahmad Bateman	Sonny Skinner	Jeff Mixon	Lee Porter
Bobby Kalinowski	Chris Sessler	Jake Reeves	Bryan DeCorso
Nick Watney	Ryan Gioffre	Michael Beard	Brendon de Jonge
Jeff Street	Brad Adamonis	Kenneth Staton	Brian Rowell
Johnson Wagner	Thongchai Jaidee	Scott Harrington	Tomohiro Watanabe
Richie Coughlan	Brian McCann	John Klauk	Steve Hart
Michael Harris	Chris Zambri	Robin Byrd	
Dave Christensen	Steve LeBrun	Byron Schlagenhaut	

18. Nonexempt Special Members/Medical

Joe Daley	Billy Judah	Jeff Quinney	Sam Randolph
-----------	-------------	--------------	--------------

19. PGA TOUR Past Champions

20. PGA TOUR Temporary Members

21. PGA TOUR Team Championship Winners

22. PGA TOUR Veteran Members

23. Special Temporary Members

24. Extended Money List (56-100)

Nick Cassini	Stephen Gangluff	Emlyn Aubrey	Jimmy Green
Mike Brisky	Eduardo Herrera	Scott Dunlap	Ryan Howison
Andrew McLardy	Rob Bradley	Jeff Gove	Kevin Pendley
Shane Tait	Brian Wilson	Jason Schultz	Todd Rose
John Paul Curley	Steve Ford	David McKenzie	Kevin Durkin
Bubba Watson	Brad Ott	Victor Schwamkrug	Jaxon Brigman

25. Nationwide Tour Past Champions (years 5-10)

Sean Murphy	Steve Gotsche	Chris Starkjohann	Rocky Walcher
Michael Christie	Eric Johnson	Doug Dunakey	P.J. Cowan
R.W. Eaks	Tim Conley	Casey Martin	Matt Peterson
P.H. Horgan III	Bruce Vaughan	Iain Steel	
Brad Elder	Edward Fryatt	Ben Bates	
John Wilson	Stiles Mitchell	Rick Cramer	



CHRIS ANDERSON

EXEMPT STATUS: 30th Nationwide Tour Qualifier at the 2003 PGA TOUR Qualifying Tournament

HEIGHT: 5-9

BIRTHDATE: December 11, 1970

RESIDENCE: Covina, CA; plays out of South Hills CC (West Covina, CA)

EDUCATION: Mount San Antonio College (Walnut, CA)

TURNED PROFESSIONAL: 1993

WEIGHT: 165

BIRTHPLACE: West Covina, CA

FAMILY: Wife, Jennifer; Madeline Grace (9/22/99), Molly Christine (11/25/03)

SPECIAL INTERESTS: Movies, Los Angeles Kings hockey

BEST NATIONWIDE TOUR CAREER FINISH: T7—1998 Lehigh Valley Open.

BEST 2003 NATIONWIDE TOUR FINISH: 58—First Tee Arkansas Classic.

BEST PGA TOUR CAREER FINISH: T4—2003 Southern Farm Bureau Classic.

BEST 2003 PGA TOUR FINISH: T4—Southern Farm Bureau Classic.

PROFESSIONAL CAREER: The 2003 PGA TOUR rookie picked up his first career top-10 in his 28th start on TOUR with a T4 at the Southern Farm Bureau Classic. The \$124,000 paycheck nearly doubled his earnings for the season. Came back two weeks later and posted his only other top-20 finish, a T18 at the Chrysler Classic of Greensboro. Finished the season No. 152 on the money list, with \$342,028. Finished 58th at the 2003 First Tee Classic in Arkansas, his only appearance of the season on the Nationwide Tour...Earned his first PGA TOUR card via a T2 at the 2002 Qualifying Tournament...Member of the

Nationwide Tour in 1998. Finished No. 84 on the money list, with a T7 at the Lehigh Valley Open his best career finish on Tour...Played the Canadian Tour from 1996-97 and 1999-2002 and also has spent time on the Hooters Tour...Won twice on the 1997 Golden State Tour...Has five competitive holes-in-one.

PERSONAL: After two years of college, left school to work at family-owned industry, Lift, Inc., a forklift company his grandfather founded over 40 years ago. After working there for a year, he realized heart was not in business and his father convinced him to pursue a career as a professional golfer. He continued to work there in mornings and practice in afternoons when money was tight...Member of high school wrestling and football team...Cites his parents as his heroes...Playing on the PGA TOUR in 2003 was his biggest thrill in golf.

NATIONWIDE TOUR CAREER SUMMARY						PLAYOFF RECORD: 0-0			
Year	Events Played	Cuts Made	1st	2nd	3rd	Top 10	Top 25	Earnings	Rank
1998	28	14				1	6	\$23,824	84
2002	2	1					1	5,910	209
2003	1	1						1,473	320
Total	31	16				1	7	31,207	

PGA TOUR CAREER SUMMARY						PLAYOFF RECORD: 0-0			
Year	Events Played	Cuts Made	1st	2nd	3rd	Top 10	Top 25	Earnings	Rank
2001	1								
2003	31	16				1	2	\$342,028	152
Total	32	16				1	2	342,028	

COMBINED ALL-TIME MONEY (3 TOURS):

\$373,235

PGA TOUR TOP TOURNAMENT SUMMARY			
Year	01	02	03
U.S. Open	CUT		T61

PLAYER STATISTICS

2003 NATIONWIDE TOUR STATISTICS

Scoring Average	73.25	(N/A)
Driving Distance	285.8	(N/A)
Driving Accuracy Percentage	67.9%	(N/A)
Total Driving	1.998	(N/A)
Greens in Regulation Pct.	63.9%	(N/A)
Putting Average	1.826	(N/A)
Sand Save Percentage	50.0%	(N/A)
Birdie Average	2.50	(N/A)
Scoring Avg Before Cut	71.00	(N/A)
Scoring Avg 3rd Rnd	75.00	(N/A)
Scoring Avg Final Rnd	76.00	(N/A)
Birdie Conversion %	21.7%	(N/A)
Par Breakers	13.9%	(N/A)

MISC. NATIONWIDE TOUR STATISTICS

2003 Low Round/Round:
70—First Tee Arkansas Classic/2

Career Low Round/Round:
65—1998 Fort Smith Classic/2

Career Largest Paycheck/Finish:
\$6,281—1998 Lehigh Valley Open/T7

MISC. PGA TOUR STATISTICS

2003 Low Round/Round:
65—HP Classic of New Orleans/3

Career Low Round/Round:
65—2003 HP Classic of New Orleans/3

Career Largest Paycheck/Finish:
\$124,000—2003 Southern Farm Bureau Classic/T4



RYAN ARMOUR

EXEMPT STATUS: 26th Nationwide Tour Qualifier at the 2003 PGA TOUR Qualifying Tournament

HEIGHT: 5-9

BIRTHDATE: February 27, 1976

RESIDENCE: Silver Lake, OH; plays out of Firestone CC (Akron, OH)

EDUCATION: Ohio State University (1999, Communications)

TURNED PROFESSIONAL: 1999

WEIGHT: 160

BIRTHPLACE: Akron, OH

FAMILY: Single

SPECIAL INTERESTS: Movies, dogs

PROFESSIONAL CAREER: Will be a rookie on the Nationwide Tour in 2004...Has missed the cut in all three career appearances on Tour, including his first as an amateur in the 1994 Cleveland Open...Medalist at the second stage of the 2003 PGA TOUR Qualifying Tournament, held at Black Horse GC. Shot an 8-under-par 64 in the final round to finish on top...Played on the Hooters Tour in 2002-03 and also the Golden Bear Tour in 2003...Member of the Developmental Players Tour in 2001-02...Has had two competitive holes-in-one.

AMATEUR CAREER: Individual medalist at the 1998 Big Ten Championships. Also earned third-team All-American honors that year...Selected to the All-Big Ten squad in 1995 and 1998.

PERSONAL: Making it to the 1993 U.S. Junior finals was his biggest thrill in golf...Cites his parents as his heroes...Got his start in golf from his father.



JODY BELLFLOWER

EXEMPT STATUS: 22nd Nationwide Tour Qualifier at the 2003 PGA TOUR Qualifying Tournament
HEIGHT: 5-10
BIRTHDATE: November 11, 1969
RESIDENCE: Milledgeville, GA
EDUCATION: Georgia College and State University (1992, Health)
TURNED PROFESSIONAL: 1992
WEIGHT: 175
BIRTHPLACE: Milledgeville, GA
FAMILY: Wife, Jill; Brandon Joseph
SPECIAL INTERESTS: Fishing

BEST NATIONWIDE TOUR CAREER FINISH: T2—2000 Oregon Classic.

PROFESSIONAL CAREER: Played on the Nationwide Tour in 2000 and 2001. Best finish came in 2000 when he finished No. 86 on the final money list. Top finish that year was a T2 at the Oregon Classic, two strokes behind winner Keoke Cotner, after four rounds in the 60s (69-67-69-69). Only other Nationwide Tour top-10 was a T4 at the 2001 Louisiana Open...Member of the 2003 Hooters Tour, where he notched his first victory on that tour at the Daikin America Pro Challenge. Made the cut in 10 of 14 events, with four top-five finishes. Fired a final-round 63 to finish T3 at the Alabama Classic...Was a second-stage co-medalist with Zoran Zorkic at Deerwood CC in Kingwood, TX...Winner of the 2000 and 2002 Georgia State Open.

PERSONAL: Is also a professional fisherman...Cites playing golf with his son as his biggest thrill in golf...Lists Tommy Bolt as his hero...Got his start in golf from his father.

NATIONWIDE TOUR CAREER SUMMARY							PLAYOFF RECORD: 0-0		
Year	Events Played	Cuts Made	1st	2nd	3rd	Top 10	Top 25	Earnings	Rank
1995	2	1					1	\$2,570	191
1998	2								
2000	15	8		1		1	2	50,805	86
2001	21	7				1	2	29,407	110
Total	40	16		1		2	5	82,782	

PLAYER STATISTICS

MISC. NATIONWIDE TOUR STATISTICS

Career Low Round/Round:

63—2001 Louisiana Open/3

Career Largest Paycheck/Finish:

\$35,200—2000 Oregon Classic/T2



JUSTIN BOLLI

EXEMPT STATUS: 23rd Nationwide Tour Qualifier at the 2003 PGA TOUR Qualifying Tournament
HEIGHT: 6-2
BIRTHDATE: March 18, 1976
RESIDENCE: Roswell, GA; plays out of Atlanta Athletic Club
EDUCATION: University of Georgia (1999, Economics)
TURNED PROFESSIONAL: 1999
WEIGHT: 200
BIRTHPLACE: Portland, OR
FAMILY: Single
SPECIAL INTERESTS: Working out, running

PROFESSIONAL CAREER: Finished T19 at the 1999 Tri-Cities Open, one of just six career appearances on the Nationwide Tour. Only other made cut on Tour was a T38 at the 2003 Oregon Classic...Member of the Hooters Tour from 2000-03. Won three times on that Tour, including most recently at the 2003 President Casino Broadwater Classic. The win was one of six top-10 finishes in 2003...Has had two career holes-in-one in competitive rounds.

AMATEUR CAREER: Had to walk on to his college golf team at the University of Georgia three different times.

PERSONAL: Cites playing in the 1999 U.S. Amateur as his biggest thrill in golf...Got his start in golf from his parents...His father also played professional soccer.

NATIONWIDE TOUR CAREER SUMMARY							PLAYOFF RECORD: 0-0		
Year	Events Played	Cuts Made	1st	2nd	3rd	Top 10	Top 25	Earnings	Rank
1999	2	1					1	2,475	182
2000	2								
2002	1								
2003	1	1						2,115	292
Total	6	2					1	4,590	

PLAYER STATISTICS

MISC. NATIONWIDE TOUR STATISTICS

2003 Low Round/Round:

69—Oregon Classic/3

Career Low Round/Round:

68—1999 Tri-Cities Open/3

Career Largest Paycheck/Finish:

\$2,475—1999 Tri-Cities Open/T19



OLIN BROWNE

EXEMPT STATUS: 9th Nationwide Tour Qualifier at the 2003 PGA TOUR Qualifying Tournament

HEIGHT: 5-9

BIRTHDATE: May 22, 1959

RESIDENCE: Hobe Sound, FL

EDUCATION: Occidental College

TURNED PROFESSIONAL: 1984

WEIGHT: 175

BIRTHPLACE: Washington, D.C.

FAMILY: Wife, Pam; Olin, Jr. (7/9/88), Alexandra Grace (10/24/91)

SPECIAL INTERESTS: Fly fishing, environment, some politics

NATIONWIDE TOUR VICTORIES (4): 1991 Bakersfield Open, Hawkeye Open. 1993 Monterrey Open. 1996 Dominion Open.

PGA TOUR VICTORIES (2): 1998 Canon Greater Hartford Open. 1999 MasterCard Colonial.

BEST 2003 PGA TOUR FINISHES: T18—Bank of America Colonial; T19—BellSouth Classic, EDS Byron Nelson Championship; T24—Phoenix Open, Nissan Open, Valero Texas Open.

PROFESSIONAL CAREER: Member of the Nationwide Tour in 1990-91, 1993 and 1995. Member of the PGA TOUR in 1992 and from 1994-2003...Finished out of the PGA TOUR's top 125 for the first time since 1996 this past season. Played in 34 tournaments in 2003 and made 22 cuts to finish 130th on the money list. Placed in the top 20 three times, including consecutive top-20s at the EDS Byron Nelson Championship (T19) and Bank of America Colonial (T18), where he won in 1999. The other top-20 was a T19 at the BellSouth Classic...Best 2002 finish was a T5 at the SEI Pennsylvania Classic, where he shot 65-66 on the weekend...In 2001 his best chance to earn first TOUR title since 1999 came in the AT&T Pebble Beach National Pro-Am. Shared third-round lead with Phil Mickelson at 14-under-par 202. Closed with 73 to finish T3, three shots behind winner Davis Love III...Had a season-best T9 at the 2000 Greater Milwaukee Open, thanks to a final-day 64 at Brown Deer Park...In 1999 earned his second PGA TOUR victory in as many seasons with win at the MasterCard Colonial. Final-round 66, which included two eagles, produced a one-stroke victory. Win came on his 40th birthday and \$504,000 payday was the largest of his career. The win also earned him a spot in the 2000 Mercedes Championships, which he had to miss in 1999 due to October surgery on his left arm. Leading up to victory, was not allowed to hit more than a small bucket of balls in practice. Went from late August 1998 to mid-February 1999 without touching his clubs. At 1999 Memorial Tournament, closed with 65 to move into T3...After 14 years as a professional, claimed his first TOUR title at the 1998 Canon Greater Hartford Open. Closed with 67 to earn a spot in playoff with Stewart Cink and Larry Mize. On the first extra hole, he chipped in for birdie from 40 feet for the win, becoming the first player since Greg Norman at the 1995 NEC World Series of Golf to win a playoff by chipping in...His four Nationwide Tour career victories exceeded only by Sean Murphy and Matt Gogel with six and Chris Smith and Pat Bates with five...In 1993 won Monterrey Open and finished seventh on Nationwide money list to earn exempt status on PGA TOUR...Won Bakersfield Open and Hawkeye Open to finish second on Nationwide Tour money list in 1991 and earn exempt status on PGA TOUR.

PLAYER STATISTICS

MISC. NATIONWIDE TOUR STATISTICS

Career Low Round/Round:
64—3 times, most recent 1993 Utah Classic/1

Career Largest Paycheck/Finish:
\$36,000—2 times, most recent 1996 Dominion Open /1

MISC. PGA TOUR STATISTICS

2003 Low Round/Round:
64—2 times, most recent Valero Texas Open/2

Career Low Round/Round:
63—2 times, most recent 2001 Canon Greater Hartford Open/4

Career Largest Paycheck/Finish:
\$504,000—1999 MasterCard Colonial/1

AMATEUR CAREER: Member of the Occidental College Hall of Fame. School's annual most valuable player award, given to the top golfer, is named in his honor.

PERSONAL: After winning 1993 Monterrey Open in Mexico, gave victory speech in Spanish. Knows language because of his father's Chilean heritage...Did not start playing golf until he was 19. Got hooked on game while attending Occidental College in Los Angeles.

NATIONWIDE TOUR CAREER SUMMARY

PLAYOFF RECORD: 0-0

Year	Events Played	Cuts Made	1st	2nd	3rd	Top 10	Top 25	Earnings	Rank
1990	27	19		1	2	5	12	\$42,227	16
1991	27	20	2	1	3	11	15	106,406	2
1993	24	18	1	1	1	5	9	100,754	7
1995	25	21		1	1	6	16	85,704	18
1996	1	1	1			1	1	36,000	55
Total	104	79	4	4	7	28	53	371,092	

PGA TOUR CAREER SUMMARY

PLAYOFF RECORD: 1-0

Year	Events Played	Cuts Made	1st	2nd	3rd	Top 10	Top 25	Earnings	Rank
1983A	1								
1986	1								
1988	1								
1989	1								
1990A	1								
1991	1								
1992	30	14				1	1	\$84,152	147
1993	2	1						2,738	290
1994	31	15				1	2	101,580	154
1996	27	21				3	7	223,703	100
1997	33	19				2	5	261,810	94
1998	25	15	1			2	7	590,240	47
1999	26	16	1		1	3	4	834,331	51
2000	31	21				1	7	494,307	98
2001	30	19			1	3	9	815,636	62
2002	33	20				2	6	615,828	111
2003	34	22					6	479,592	130
Total	308	183	2		2	18	54	4,503,918	

COMBINED ALL-TIME MONEY (3 TOURS):

\$4,875,010

PGA TOUR TOP TOURNAMENT SUMMARY

Year	94	95	96	97	98	99	00	01	02	03
Masters					CUT	T52				
U.S. Open			T47	T101	T5	T43	CUT		T24	CUT
PGA					T53	T62	T49		CUT	
THE PLAYERS					CUT	CUT	CUT	T77	CUT	CUT
WGC-Accenture Match Play									T33	



BRAD BRYANT

EXEMPT STATUS: 10th Nationwide Tour Qualifier at the 2003 PGA TOUR Qualifying Tournament

HEIGHT: 5-10

BIRTHDATE: December 11, 1954

RESIDENCE: Lakeland, FL; plays out of Eaglebrooke CC

EDUCATION: University of New Mexico

TURNED PROFESSIONAL: 1976

WEIGHT: 170

BIRTHPLACE: Amarillo, TX

FAMILY: Wife, Sue; William Jamieson (1/27/91), Jonathan David (4/26/93)

SPECIAL INTERESTS: Bass fishing, hunting

PGA TOUR VICTORIES (1): 1995 Walt Disney World/Oldsmobile Classic.

BEST 2003 PGA TOUR FINISH: T30—FUNAI Classic at the WALT DISNEY WORLD Resort.

PROFESSIONAL CAREER: Only appearance on the Nationwide Tour was a missed cut at the 2002 SAS Carolina Classic...Unofficially retired in 1999 but has played in a handful of events the past four years, including a T44 at the 2003 PGA TOUR Qualifying Tournament...Played the 1999 PGA TOUR season under a Special Medical Extension.

Brad Bryant (cont.)

Finished in the top 125 on the money list for nine straight years prior to the 1998 season...Hampered by injuries in 1996 and 1997, diagnosed as degenerative disc...In 1995, in his 18th season on TOUR and making his 475th official start, captured his first TOUR title at the rain-shortened Walt Disney World/Oldsmobile Classic. Held share of 36-hole lead following a 63 at Lake Buena Vista. Final-round 68 at Magnolia Course earned one-stroke win over Hal Sutton and Ted Tryba. Best earnings season came that year, with \$723,834. Finished a career-high 18th on money list in 1994 with career-high six top-10s, including two seconds and two thirds...Part of five-man playoff at 1993 Buick Southern Open, which was won by John Inman. Led TOUR in Birdies in 1994 (397).

PERSONAL: Nickname "Dr. Dirt" bestowed upon him by Gary McCord in late 1970s. Younger brother Bart has also played on the TOUR.

NATIONWIDE TOUR CAREER SUMMARY										PLAYOFF RECORD: 0-0	
Year	Events Played	Cuts Made	1st	2nd	3rd	Top 10	Top 25	Earnings	Rank		
2002	1										
Total	1										

PGA TOUR CAREER SUMMARY										PLAYOFF RECORD: 0-0	
Year	Events Played	Cuts Made	1st	2nd	3rd	Top 10	Top 25	Earnings	Rank		
1978	8	7					1	\$4,350	177		
1979	22	21				5	8	63,013	67		
1980	32	24				3	10	56,115	69		
1981	29	19				3	9	52,070	82		
1982	29	18		2		4	5	99,576	38		
1983	30	20		1		2	8	93,021	61		
1984	31	16					3	36,805	127		
1985	16	2						1,683	232		
1986	20	8					2	11,290	202		
1987	7	4					2	17,090	191		
1988	26	15				2	3	62,614	141		
1989	32	22				1	8	174,393	84		
1990	31	15			1	5	7	189,795	86		
1991	29	9		1		1	3	152,202	99		
1992	33	26				3	8	227,529	69		
1993	30	21		1	1	3	4	230,139	74		
1994	32	25		2	2	6	11	687,803	18		

Year	Events Played	Cuts Made	1st	2nd	3rd	Top 10	Top 25	Earnings	Rank
1995	31	20	1			5	14	\$723,834	25
1996	27	17				3	8	253,381	88
1997	24	15			1	3	5	295,365	81
1998	1								
1999	19	4						30,183	243
2000	4	2						11,820	236
2001	2	1						12,760	235
2002	5	2						10,226	239
2003	4	2						29,536	234
Total	554	335	1	7	5	49	119	3,526,594	

PGA TOUR TOP TOURNAMENT SUMMARY

Year	79	80	81	82	83	84	85	86	87	88	89	90	91
U.S. Open					CUT								CUT
PGA		71	CUT	T61	CUT	CUT					T58	CUT	
THE PLAYERS		CUT	T14	CUT	T2	CUT	CUT				T59	CUT	CUT

Year	92	93	94	95	96	97
Masters				CUT	CUT	
U.S. Open	T23		CUT	T13	T23	
British Open				CUT		
PGA	T48		CUT	CUT	CUT	
THE PLAYERS	CUT	T52	T74	T6	CUT	CUT
TOUR Championship			3	T7		

PLAYER STATISTICS

MISC. NATIONWIDE TOUR STATISTICS

Career Low Round/Round:
77—2002 SAS Carolina Classic/1

MISC. PGA TOUR STATISTICS

2003 Low Round/Round:
66—FUNAI Classic at the WALT DISNEY WORLD Resort/2

Career Low Round/Round:

63—1995 Walt Disney World/Oldsmobile Classic/2

Career Largest Paycheck/Finish:

\$216,000—1995 Walt Disney World/Oldsmobile Classic/1



TONY CAROLAN

EXEMPT STATUS: 27th Nationwide Tour Qualifier at the 2003 PGA TOUR Qualifying Tournament

HEIGHT: 6-1

BIRTHDATE: October 18, 1968

RESIDENCE: Mount Coolom, Queensland

SPECIAL INTERESTS: Fishing, four-wheel driving, camping

TURNED PROFESSIONAL: 1991

WEIGHT: 240

BIRTHPLACE: Nambour, Queensland, Australia

FAMILY: Wife, Maree

BEST PGA TOUR CAREER FINISH: T29—2001 Air Canada Championship.

PROFESSIONAL CAREER: Member of the Australasian Tour from 1993-2003. Finished a career-best No. 19 on the 1998-99 Order of Merit. Winner of the 1995 Tasmanian Classic on the Foundation Tour of Australia...Has also played on the Canadian Tour five out of the last six seasons. Suffered burst appendix playing in a Canadian Tour event in 2002. Most recently, made the cut in five of seven appearances on the 2003 Canadian Tour. Finished T2 at the Northern Ontario Open, equaling his best finish on Tour...Has also played on the Challenge Tour and the Asian Tour...Has had four holes-in-one in competitive rounds.

PERSONAL: Cites Greg Norman as his hero...Got his start in golf after suffering an injury playing football as a 14-year-old...His wife, Maree, has caddied on every major Tour except South Africa and South America...As a teenager, was once paid \$20 by Ian Baker-Finch to caddie in a local event. Used the money to purchase his first Ping putter...He has held various jobs, including working as a salesman for his family's electrical business.



GREG CHALMERS

EXEMPT STATUS: 6th Nationwide Tour Qualifier at the 2003 PGA TOUR Qualifying Tournament

HEIGHT: 6-0

BIRTHDATE: October 11, 1973

RESIDENCE: Sydney, Australia

SPECIAL INTERESTS: Fitness, car racing

TURNED PROFESSIONAL: 1995

WEIGHT: 200

BIRTHPLACE: Sydney, Australia

FAMILY: Wife, Nicole; Max Gregory (6/3/03)

BEST PGA TOUR CAREER FINISH: T2—2000 Kemper Insurance Open.

BEST 2003 PGA TOUR FINISH: T7—Wachovia Championship.

PROFESSIONAL CAREER: Finished out of the PGA TOUR's top 125 for the first time since 1999. Had three consecutive top-25s in 2003, starting in late April. Finished T21 at the Shell Houston Open and T25 at the HP Classic of New Orleans. The next week he recorded his only top 10 of the season with a T7 at the Wachovia Championship, four strokes behind David Toms. He joined Brent Geiberger as the only players to post all four rounds under par on the week at Quail Hollow Club...Made 31 starts on the PGA TOUR in 2002, finishing in the top 25 seven times. Posted best round of the tournament at Buick Invitational with a final-round 63 that moved him from T78 to a T13 finish. It matched the low final round in tournament history (Tommy Nakajima, 1984). Best finish was T4 at Bell Canadian Open. Entered final round in second, two strokes behind Neal Lancaster at 14-under-par. Finished one stroke out of three-way playoff after a final-round 71...Opened the 2001 season with a T5 at the Sony Open in Hawaii. Earned \$237,000 of his \$692,170 season total on the West Coast. Disqualified himself from the 2001 Kemper Insurance Open on Monday morning after an inadvertent rules violation. Told his fellow competitor's caddie, after a bad tee shot: "It was a 6-iron," which constitutes as advice to another player and cost him a T9 finish and \$94,000...With an exceptionally strong sophomore campaign, eclipsed the \$1-million mark in season winnings for the first time, earning \$1,063,456 on the strength of five top-10 and 10 top-25 finishes in 2000. Those winnings also earned him distinction as fourth left-handed player in PGA TOUR history to win in

excess of \$1 million in a season, joining Phil Mickelson, Mike Weir and Steve Flesch. Had career-best T2 at 2000 Kemper Insurance Open...Made most of his rookie season on PGA TOUR, playing in 34 events and recording seven top-25 finishes. First top-10 of his career came at 1999 Doral-Ryder Open...In 1998, became the first player on Australasian Tour since Bob Shearer to win Australian Open and Australian Amateur (1993 winner). First left-hander to win Open since Claude Felstead in 1909...Australasian Tour Rookie of the Year in 1995 after three top-10s.

PERSONAL: Nicknamed "Snake" by Australasian Tour peers...Recently drove his BMW M3 for a few test laps at the Texas Motor Speedway.

PGA TOUR CAREER SUMMARY

PLAYOFF RECORD: 0-0

Year	Events Played	Cuts Made	1st	2nd	3rd	Top 10	Top 25	Earnings	Rank
1998	2	1						\$10,305	273
1999	34	20				1	7	362,635	114
2000	28	19		1		5	10	1,063,456	41
2001	27	21				1	7	692,170	75
2002	31	15				2	7	640,898	106
2003	32	17				1	3	403,254	142
Total	154	93		1		10	34	3,172,717	

PGA TOUR TOP TOURNAMENT SUMMARY

Year	98	99	00	01	02	03
Masters				CUT		
U.S. Open				CUT		
British Open		T57				
PGA	CUT		T4	T44		
THE PLAYERS			T9	T58	CUT	CUT
WGC-Accenture Match Play				T33		

PLAYER STATISTICS

MISC. PGA TOUR STATISTICS

2003 Low Round/Round:

64—Shell Houston Open/3

Career Low Round/Round:

63—2002 Buick Invitational/4

Career Largest Paycheck/Finish:

\$198,667—2000 PGA Championship/T4



PAUL CLAXTON

EXEMPT STATUS: 27th on the 2003 Nationwide Tour money list

HEIGHT: 6-0

BIRTHDATE: February 9, 1968

RESIDENCE: Claxton, GA; plays out of Sea Island GC (Sea Island, GA)

EDUCATION: University of Georgia (1992, Business)

TURNED PROFESSIONAL: 1993

WEIGHT: 150

BIRTHPLACE: Vidalia, GA

FAMILY: Wife, Paula

SPECIAL INTERESTS: Football, basketball, tennis

NATIONWIDE TOUR VICTORIES (1): 2001 Louisiana Open.

BEST 2003 NATIONWIDE TOUR FINISHES: T2—The Reese's Cup Classic; 3—BMW Charity Pro-Am at The Cliffs; T4—SAS Carolina Classic; T10—Lake Erie Charity Classic at Peek 'n Peak Resort.

BEST PGA TOUR CAREER FINISH: 12—1997 CVS Charity Classic.

PROFESSIONAL CAREER: Member of the PGA TOUR in 1997 and 2002, and a Nationwide Tour member in 1995-96, 1998-2001 and 2003...Made the cut in 19 of 28 events on the 2003 Nationwide Tour. Finished inside the top 25 in nine of his 28 tournament appearances. Earned \$171,594 to finish No. 27 on the money list. Was inside the top 30 on the money list for most of the season, thanks to strong showings at The Reese's Cup Classic (T2), BMW Charity Pro-Am at The Cliffs (third), SAS Carolina Classic (T4), Lake Erie Charity Classic at Peek'n Peak Resort (T10), Miccosukee Championship (T11), Omaha Classic (T12), Knoxville Open (T13) and the Dayton Open (T14)...After playing on the Nationwide Tour since 1998, returned to the PGA TOUR in 2002 after a T23 finish at the 2001 PGA TOUR Qualifying Tournament. Finished No. 184 on the final 2002 PGA TOUR money list, with \$156,696. Made the cut in 13 of 29 tournaments and finished in the top 25 twice, including T25 at the B.C. Open and T23 at the Reno-Tahoe Open...Won first Nationwide Tour title of his career at the 2001 Louisiana Open. Was 16th on the 2001 Nationwide Tour money list heading into the Tour Championship, but 21st-place finish

dropped him into the 17th position on the final money list...Has finished in the top 55 on the Nationwide Tour money list in all seven full seasons on Tour...Tied with Tripp Isenhour for top honors in the Consecutive Cuts Made category on the Nationwide Tour with 10 in 2000...Made 14 of his last 16 cuts...Recorded his first top 10 of the season at the Hershey Open. Tied for first with Paul Gow and John Riegger after 36 holes and with Gow and Pat Bates after the third round. Finished second, one stroke behind Gow...Tied his career-low round with a 64 during the third round of the Fort Smith Classic. The 64 moved him from a tie for 35th to a tie for 11th after 54 holes. Final-round 68 moved him to a T7 finish...A 68 in the final round of the Boise Open helped him move up 12 spots into a T4...Recorded 21 consecutive rounds at par or better, beginning with the first round of the Wichita Open. Second best streak on Tour behind Ahmad Bateman's 24...Recorded solo second at 2000 Hershey Open...Fired four consecutive rounds in the 60s for the only time in 1999 during the Boise Open. His 66 in the final round moved him from 18th to T4, his best finish of the year...Best performance in 1998 was a T7 at the Greater Austin Open...Previous career-best Nationwide Tour finish was a T2 in the 1995 Permian Basin Open, one stroke behind Hugh Royer III. Finished T3 the next week at the Texarkana Open.

AMATEUR CAREER: Two-time All-America selection at the University of Georgia. Won five college tournaments, including the Gator Invitational twice. Won the 1990 Cardinal Amateur and the Sunnehanna Amateur. Winner of the 1992 Georgia State Amateur.

Paul Claxton (cont.)

NATIONWIDE TOUR CAREER SUMMARY										PLAYOFF RECORD: 0-0	
Year	Events Played	Cuts Made	1st	2nd	3rd	Top 10	Top 25	Earnings	Rank		
1994	1	1						\$753	236		
1995	29	22		1	1	3	10	56,159	39		
1996	27	20				1	11	42,947	48		
1997	6	2						1,764	198		
1998	28	18				2	8	42,296	55		
1999	28	16				4	9	65,678	40		
2000	28	19		1		3	9	137,788	33		
2001	26	15	1			2	10	158,920	17		
2002	1	1						2,250	262		
2003	28	19		1	1	4	9	171,594	27		
Total	202	133	1	3	2	19	66	680,148			

PGA TOUR CAREER SUMMARY										PLAYOFF RECORD: 0-0	
Year	Events Played	Cuts Made	1st	2nd	3rd	Top 10	Top 25	Earnings	Rank		
1997	23	10					2	\$79,118	177		
1998	1										
2002	29	13					2	156,696	184		
Total	53	23					4	235,813			

COMBINED ALL-TIME MONEY (3 TOURS):

\$915,961

PLAYER STATISTICS

2003 NATIONWIDE TOUR STATISTICS		
Scoring Average	70.46	(33)
Driving Distance	283.1	(116)
Driving Accuracy Percentage	71.9%	(7)
Total Driving	123	(40)
Greens in Regulation Pct.	70.2%	(15)
Putting Average	1.796	(102)
Sand Save Percentage	47.9%	(77)
Eagles (Holes per)	188.0	(88)
Birdie Average	3.64	(75)
All-Around Ranking	513	(54)
Scoring Avg Before Cut	70.46	(37)
Scoring Avg 3rd Rnd	70.21	(46)
Scoring Avg Final Rnd	70.68	(41)
Birdie Conversion %	27.7%	(115)
Par Breakers	20.7%	(73)

MISC. NATIONWIDE TOUR STATISTICS

2003 Low Round/Round:
65—3 times, most recent Miccosukee Championship/1

Career Low Round/Round:
64—2000 Fort Smith Classic/3

Career Largest Paycheck/Finish:
\$81,000—2001 Louisiana Open/1

MISC. PGA TOUR STATISTICS

Career Low Round/Round:
63—2002 FedEx St. Jude Classic/3

Career Largest Paycheck/Finish:
\$27,600—1997 CVS Charity Classic/12



GAVIN COLES

EXEMPT STATUS: 15th Nationwide Tour Qualifier at the 2003 PGA TOUR Qualifying Tournament

HEIGHT: 5-4

BIRTHDATE: October 19, 1968

RESIDENCE: Bathurst, New South Wales, Australia

SPECIAL INTERESTS: Family, social rounds of golf with his mates

TURNED PROFESSIONAL: 1992

WEIGHT: 155

BIRTHPLACE: Bathurst, New South Wales, Australia

FAMILY: Wife, Robyn; Matthew (9/1/96), Bradley (4/3/99)

NATIONWIDE TOUR VICTORIES (1): 2002 Jacob's Creek Open Championship.

BEST 2003 NATIONWIDE TOUR FINISH: T26—Northeast Pennsylvania Classic.

BEST PGA TOUR CAREER FINISH: T56—2003 The INTERNATIONAL.

BEST 2003 PGA TOUR FINISH: T56—The INTERNATIONAL.

PROFESSIONAL CAREER: Member of the Nationwide Tour in 2002 and the PGA TOUR in 2003...Made the cut in seven of 28 events last year on the PGA TOUR, finishing No. 227 on the money list. Shared the first-round lead at the 84 Lumber Classic of Pennsylvania with Donnie Hammond after opening-round 7-under 65. Finished T58 but only played 36 holes due to reduction of field for a 36-hole Sunday finish. Best finish was

T56 at The INTERNATIONAL...Finished No. 13 on the money list during his rookie season on the 2002 Nationwide Tour, with \$189,745. Won the season's first event, the Jacob's Creek Open Championship, by two strokes over Bryce Molder. The victory was his first after seven years as a professional, spent mostly on the PGA TOUR of Australasia. Added three other top-10s, including a T2 at the Fort Smith Classic, fourth at the Albertsons Boise Open and T8 at the Price Cutter Charity Championship...Has five career top-10s on the PGA Tour of Australasia, including a T3 at the 2000 Tour Championship...Best season on Tour was 2002 when he finished No. 5 on the Order of Merit...Lost his full eligibility on the PGA Tour of Australasia at the end of the 2000 season but finished second on the secondary tour money list in 2001 to gain entrance into the 2002 Jacob's Creek Open where things turned around for him as a professional.

PERSONAL: Hometown of Bathurst is famous in Australia for having the biggest car race of the year. Normally the population of the town would be 30,000, however on the week-end of the race the town swells to 150,000.

PLAYER STATISTICS	
2003 NATIONWIDE TOUR STATISTICS	
Scoring Average	70.25 (N/A)
Driving Distance	267.1 (N/A)
Driving Accuracy Percentage	77.5% (N/A)
Total Driving	1,998 (N/A)
Greens in Regulation Pct.	63.9% (N/A)
Putting Average	1.739 (N/A)
Sand Save Percentage	58.8% (N/A)
Birdie Average	4.00 (N/A)
Scoring Avg Before Cut	70.50 (N/A)
Scoring Avg 3rd Rnd	72.50 (N/A)
Scoring Avg Final Rnd	67.00 (N/A)
Birdie Conversion %	32.6% (N/A)
Par Breakers	22.2% (N/A)
MISC. NATIONWIDE TOUR STATISTICS	
2003 Low Round/Round: 65—Chitimacha Louisiana Open/4	
Career Low Round/Round: 65—3 times, most recent 2003 Chitimacha Louisiana Open/4	
Career Largest Paycheck/Finish: \$94,194—2002 Jacob's Creek Open Championship/1	
MISC. PGA TOUR STATISTICS	
2003 Low Round/Round: 65—84 Lumber Classic of Pennsylvania/1	
Career Low Round/Round: 65—2003 84 Lumber Classic of Pennsylvania/1	
Career Largest Paycheck/Finish: \$8,560—2003 84 Lumber Classic of Pennsylvania/T58	

NATIONWIDE TOUR CAREER SUMMARY										PLAYOFF RECORD: 0-0	
Year	Events Played	Cuts Made	1st	2nd	3rd	Top 10	Top 25	Earnings	Rank		
2002	21	11	1	1		4	6	\$189,745	13		
2003	4	2						5,910	222		
Total	25	13	1	1		4	6	195,655			

PGA TOUR CAREER SUMMARY										PLAYOFF RECORD: 0-0	
Year	Events Played	Cuts Made	1st	2nd	3rd	Top 10	Top 25	Earnings	Rank		
2003	28	7						\$55,350	226		
Total	28	7						55,350			

COMBINED ALL-TIME MONEY (3 TOURS):

\$251,005



DAVE CUNNINGHAM

EXEMPT STATUS: 28th Nationwide Tour Qualifier at the 2003 PGA TOUR Tournament

HEIGHT: 6-0

BIRTHDATE: September 19, 1968

RESIDENCE: Scottsdale, AZ; plays out of Whisper Rock GC

EDUCATION: Arizona State University (1991, Sociology)

TURNED PROFESSIONAL: 1991

WEIGHT: 185

BIRTHPLACE: Michigan City, IN

FAMILY: Wife, Cheryl; Kendall Elise (5/6/97), Caitlyn Ashley (10/23/99)

SPECIAL INTERESTS: Family

PROFESSIONAL CAREER: Will be a rookie on the 2004 Nationwide Tour...Has missed the cut in all four career appearances on the Nationwide Tour, including most recently the 1996 Colorado Classic...Member of the Gateway Tour in 2002-03. Also a member of the 2003 Tight Lies Tour...Has had three holes-in-one during competitive rounds.

AMATEUR CAREER: Qualified for the U.S. Amateur in 1989 and 1990...Three-time Indiana State Amateur runner-up (1987-89)...1986 Indiana state high school champion.

PLAYER STATISTICS

MISCELLANEOUS NATIONWIDE TOUR STATISTICS

Career Low Round/Round:

71—2 times, most recent 1992 Ft. Wayne Open/2

PERSONAL: Cites his parents as his heroes, as well as the two people who gave him his start in golf...Avid college basketball fan. Dream would be to coach a team into the Final Four...Brother, Joe, played basketball at the University of Missouri-Rolla.

NATIONWIDE TOUR CAREER SUMMARY

PLAYOFF RECORD: 0-0

Year	Events Played	Cuts Made	1st	2nd	3rd	Top 10	Top 25	Earnings	Rank
1991	1								
1992	2								
1996	1								
Total	4								



JESS DALEY

EXEMPT STATUS: 40th on the 2003 Nationwide Tour money list

HEIGHT: 6-5

BIRTHDATE: December 17, 1977

RESIDENCE: Wheeling, IL; plays out of Butler National GC (Oak Brook, IL)

EDUCATION: Northwestern (2000, Communication Studies)

TURNED PROFESSIONAL: 2000

WEIGHT: 210

BIRTHPLACE: Kirkland, WA

FAMILY: Wife, Natalya

SPECIAL INTERESTS: Snorkeling, painting

BEST NATIONWIDE TOUR CAREER FINISH: 2—2003 Mark Christopher Charity Classic.

BEST 2003 NATIONWIDE TOUR FINISHES: 2—Mark Christopher Charity Classic; 7—Nationwide Tour Championship; T9—Clearwater Classic.

BEST PGA TOUR CAREER FINISH: T17—2002 Greater Milwaukee Open.

PROFESSIONAL CAREER: As a rookie on the 2003 Nationwide Tour he made the cut in 17 of 27 events and collected \$119,593 to finish No. 40 on the final money list. His best showing was a playoff loss to James Oh at the Mark Christopher Charity Classic after firing rounds of 69-62-67-70. Played well in the season-ending Nationwide Tour Championship, finishing solo seventh at 11-under-par. Also finished in the top 10 at the Clearwater Classic (T9) in just the second event of the season...Finished No. 185 as a rookie on the 2002 PGA TOUR final money list with \$154,675. Made the cut in 10 of 27 tournaments...Finished in the top 25 twice, including a T17 at the Greater Milwaukee Open and a T25 at the BellSouth Classic...Only appearance on the 2002 Nationwide Tour was a missed cut at the Arkansas Classic...Only prior PGA TOUR experience came when

he qualified for the 2001 U.S. Open and when he received a sponsor exemption at the 2001 Texas Open at LaCantera...Played in six Nationwide Tour events in 2000 after graduating from Northwestern University in June. Made four cuts and finished T15 at the Tri-Cities Open...Had a pair of runner-up finishes during his rookie season on the 2001 Canadian Tour.

AMATEUR CAREER: Was a teammate of PGA TOUR winner Luke Donald at Northwestern University. Finished runner-up by one stroke to Donald at the 2000 Big Ten Championship. Two-time All-Big Ten selection and a 2000 first-team All-American...Won the 1998 Washington Amateur and the Seattle City Amateur...In 1996, was a member of the Washington High School state golf championship team...Qualified for the 1998 and 1999 U.S. Amateur.

PERSONAL: Got started in golf when his parents gave him a set of clubs at age 5. Has won the Washington State Amateur, as has his mother, Cathy. Raced motocross in high school.

NATIONWIDE TOUR CAREER SUMMARY

PLAYOFF RECORD: 0-1

Year	Events Played	Cuts Made	1st	2nd	3rd	Top 10	Top 25	Earnings	Rank
2000	6	4					2	\$14,014	162
2001	1								
2002	1								
2003	27	17		1		3	5	119,593	40
Total	35	21		1		3	7	133,607	

PGA TOUR CAREER SUMMARY

PLAYOFF RECORD: 0-0

Year	Events Played	Cuts Made	1st	2nd	3rd	Top 10	Top 25	Earnings	Rank
2001	2								
2002	27	10					2	\$154,675	185
Total	29	10					2	154,675	

COMBINED ALL-TIME MONEY (3 TOURS):

\$288,282

PGA TOUR TOP TOURNAMENT SUMMARY

Year	01
U.S. Open	CUT

PLAYER STATISTICS

2003 NATIONWIDE TOUR STATISTICS

Scoring Average	70.98	(69)
Driving Distance	294.4	(70)
Driving Accuracy Percentage	59.8%	(109)
Total Driving	179	(115)
Greens in Regulation Pct.	64.7%	(107)
Putting Average	1.770	(54)
Sand Save Percentage	43.6%	(116)
Eagles (Holes per)	172.0	(78)
Birdie Average	3.71	(61)
All-Around Ranking	664	(96)
Scoring Avg Before Cut	70.83	(61)
Scoring Avg 3rd Rnd	71.00	(82)
Scoring Avg Final Rnd	71.41	(72)
Birdie Conversion %	31.1%	(51)
Par Breakers	21.2%	(63)

MISC. NATIONWIDE TOUR STATISTICS

2003 Low Round/Round:

62—Mark Christopher Charity Classic/2

Career Low Round/Round:

62—2003 Mark Christopher Charity Classic/2

Career Largest Paycheck/Finish:

\$48,600—2003 Mark Christopher Charity Classic/2

MISC. PGA TOUR STATISTICS

Career Low Round/Round:

67—5 times, most recent 2002 Valero Texas Open/1

Career Largest Paycheck/Finish:

\$40,566—2002 Greater Milwaukee Open/T17



PATRICK DAMRON

EXEMPT STATUS: 16th Nationwide Tour Qualifier at the 2003 PGA TOUR Qualifying Tournament

HEIGHT: 6-0

BIRTHDATE: August 3, 1978

RESIDENCE: Orlando, FL; plays out of Bay Hill Club

EDUCATION: Wake Forest University

TURNED PROFESSIONAL: 2000

WEIGHT: 200

BIRTHPLACE: Pikeville, KY

FAMILY: Single

PROFESSIONAL CAREER: Will be a rookie on the 2004 Nationwide Tour...Finished T16 at the 2003 Alberta Calgary Classic, his only career start on Tour. Also missed the cut in his only two career PGA TOUR starts, both coming in 2003... Won first professional event at the 2003 Victoria Open on the Canadian Tour. Opening-round 63 in Victoria led to the Canadian Tour's only wire-to-wire win of the season. The victory, one of two top-10 finishes, helped him placed ninth on the Canadian Tour Order of Merit... Best finish was T31 at the President Casino Broadwater Classic, one of just two appearances on the 2003 Hooters Tour.

PLAYER STATISTICS

MISC. NATIONWIDE TOUR STATISTICS

2003 Low Round/Round:

66—Alberta Calgary Classic/2

Career Low Round/Round:

66—2003 Alberta Calgary Classic/2

Career Largest Paycheck/Finish:

\$4,950—2003 Alberta Calgary Classic/T16

MISC. PGA TOUR STATISTICS

2003 Low Round/Round:

70—100th Western Open presented by Golf Digest/1

Career Low Round/Round:

70—2003 100th Western Open presented by Golf Digest/1

PERSONAL: Younger brother of PGA TOUR winner Robert Damron. Cites winning a two-man event with his brother his biggest thrill in golf... Calls his father and Arnold Palmer his heroes. His father was a coal miner in Kentucky when he moved to Bay Hill at the time of Patrick's birth.

NATIONWIDE TOUR CAREER SUMMARY

PLAYOFF RECORD: 0-0

Year	Events Played	Cuts Made	1st	2nd	3rd	Top 10	Top 25	Earnings	Rank
2003	1	1					1	4,950	236
Total	1	1					1	4,950	

PGA TOUR CAREER SUMMARY

PLAYOFF RECORD: 0-0

Year	Events Played	Cuts Made	1st	2nd	3rd	Top 10	Top 25	Earnings	Rank
2003	2								



TODD DEMSEY

EXEMPT STATUS: 42nd on the 2003 Nationwide Tour money list

HEIGHT: 6-2

BIRTHDATE: May 27, 1972

RESIDENCE: Scottsdale, AZ; plays out of Whisper Rock GC

EDUCATION: Arizona State University (1995, Psychology)

TURNED PROFESSIONAL: 1995

WEIGHT: 175

BIRTHPLACE: Ridgewood, NJ

FAMILY: Wife, Melinda

SPECIAL INTERESTS: Hiking, biking, spending time at home

BEST NATIONWIDE TOUR CAREER FINISHES: 2—2000 Virginia Beach Open, T2—1996 Monterrey Open.

BEST 2003 NATIONWIDE TOUR FINISHES: T4—Omaha Classic; T7—LaSalle Bank Open; T8—Albertsons Boise Open.

BEST PGA TOUR CAREER FINISH: T24—1997 Greater Vancouver Open.

PROFESSIONAL CAREER: Member of Nationwide Tour in 1995 and 1999-2003. Member of the PGA TOUR in 1997...Made the cut in 17 of 22 events on the 2003 Nationwide Tour, including nine top-25 finishes. Completed the season No. 42 on the money list, with \$109,951. Cracked the top 10 on three occasions, with a T4 at the Omaha Classic his best result. Other top-10s came at the LaSalle Bank Open (T7) and the Albertsons Boise Open (T8). Finished 10th on Tour in Final Round Scoring Average (69.53)...Finished No. 91 on the 2002 Nationwide Tour after making the cut in 14 of 27 tournaments. Best finish was a T18 at the Samsung Canadian PGA Championship. Posted three of his five top-25 finishes during the last four weeks of the season at the State Farm Open (T25), Bank of America Monterey Peninsula Classic (T20) and the Gila River Classic (T19)...Missed the entire 2001 season due to recurring back problems that started hindering his play late in the 2000 Nationwide Tour season. Held a one-stroke lead over Ryuji Imada after 54 holes at the 2000 Virginia Beach Open. A final-round 74 left him in second place, five strokes behind Imada. Tied with five others for the first-round lead at the Fort

Smith Classic after an opening-round 64, his new career-low... Was in the lead or tied for the lead for two rounds of the 1999 Monterrey Open before shooting a final-round 72 to finish T3... Fired a 65 in the final round of the 1996 Monterrey Open to finish T2... Was No. 214 on the money list during his rookie season on the 1997 PGA TOUR. Best finish was a T24 at the Greater Vancouver Open... Winner of the 1998 Utah Open, California State Open and Arizona Open.

PERSONAL: Underwent a second surgery at the end of the 2003 Nationwide Tour season to remove the remaining 20 percent of a brain tumor diagnosed in 2002. First surgery was performed in January 2003, just 24 days after his wedding... Grandfather was a catcher for New York Yankees and Brooklyn Dodgers in 1940-41... Biggest thrill in golf was when USGA president Reg Murphy caddied for him at the 1994 World Amateur.

NATIONWIDE TOUR CAREER SUMMARY

PLAYOFF RECORD: 0-0

Year	Events Played	Cuts Made	1st	2nd	3rd	Top 10	Top 25	Earnings	Rank
1995	8	4						\$3,275	178
1996	6	3		1		1	1	18,874	89
1997	1								
1999	27	20			2	6	15	105,465	19
2000	25	14		1	1	5	8	122,181	40
2001	3	1						1,204	307
2002	27	14					5	40,984	91
2003	22	17				3	9	109,951	42
Total	119	73		2	3	15	38	401,933	

PGA TOUR CAREER SUMMARY

PLAYOFF RECORD: 0-0

Year	Events Played	Cuts Made	1st	2nd	3rd	Top 10	Top 25	Earnings	Rank
1993A	1								
1994A	2	2							
1996	4	1						\$2,513	359
1997	27	9					1	41,774	214
Total	34	12					1	44,286	

COMBINED ALL-TIME MONEY (3 TOURS):

\$446,219

PGA TOUR TOP TOURNAMENT SUMMARY

Year	96
U.S. Open	CUT

PLAYER STATISTICS

2003 NATIONWIDE TOUR STATISTICS

Scoring Average	70.27	(22)
Driving Distance	295.3	(65)
Driving Accuracy Percentage	67.6%	(33)
Total Driving	98	(21)
Greens in Regulation Pct.	68.1%	(44)
Putting Average	1.769	(52)
Sand Save Percentage	46.8%	(87)
Eagles (Holes per)	138.6	(53)
Birdie Average	3.68	(63)
All-Around Ranking	419	(33)
Scoring Avg Before Cut	70.65	(48)
Scoring Avg 3rd Rnd	70.06	(37)
Scoring Avg Final Rnd	69.53	(10)
Birdie Conversion %	29.5%	(81)
Par Breakers	21.1%	(65)

MISC. NATIONWIDE TOUR STATISTICS

2003 Low Round/Round:

65—2 times, most recent Omaha Classic/4

Career Low Round/Round:

64—2000 Fort Smith Classic/1

Career Largest Paycheck/Finish:

\$43,200—2000 Virginia Beach Open/2

MISC. PGA TOUR STATISTICS

Career Low Round/Round:

64—1997 Las Vegas Invitational/2

Career Largest Paycheck/Finish:

\$11,871—1997 Greater Vancouver Open/T24



JOHN ELLIOTT

EXEMPT STATUS: 43rd on the 2003 Nationwide Tour money list

HEIGHT: 5-11

BIRTHDATE: September 5, 1963

RESIDENCE: Glastonbury, CT; plays out of Mt. Snow (VT)

EDUCATION: Central Connecticut State University

TURNED PROFESSIONAL: 1987

WEIGHT: 195

BIRTHPLACE: Bristol, CT

FAMILY: Single

SPECIAL INTERESTS: Fishing, skiing

NATIONWIDE TOUR VICTORIES (2): 1994 Mississippi Gulf Coast Classic. 1997 Alabama Classic.

BEST 2003 NATIONWIDE TOUR FINISH: T2—Gila River Golf Classic.

BEST PGA TOUR CAREER FINISH: T11—1993 H.E.B. Texas Open.

PROFESSIONAL CAREER: Member of Nationwide Tour in 1991, 1994-95, 1997-98 and 2000-03. Member of PGA TOUR in 1992-94, 1996 and 1999...Was the only player to compete in all 30 events on the 2003 Nationwide Tour, making the cut in 12 events. Finished the year No. 43 on the money list, with \$107,803. Best finish was a T2 at the Gila River Classic. Recorded rounds of 66-71-65-69 to finish at 17-under-par 271, one shot behind tournament winner Lucas Glover. Also finished in the top 10 at the Knoxville Open (fourth) and the Virginia Beach Open (T5). Ranked eighth on Tour in Eagles, with 13. Was 10th on Tour in Driving Distance, with a 308.9-yard average...Finished No. 94 on the 2002 Nationwide Tour money list, with \$38,400. Made the cut in just nine of 26 tournaments. Failed to crack the top 10, but did manage five top-25s. Ended the season strong, making five of six cuts. Notched 10 out of his last 14 rounds of the season under-par...Recorded back-to-back T12s at the State Farm Open and the Bank of America Monterey Peninsula Classic...Best year on the PGA TOUR came in 1993 when he made the cut in 14 of 28 tournaments and finished No. 173 on the final money list...Made the cut in 18 of 26 events on the 2001 Nationwide Tour, with eight top-25 finishes...Runner-up at the Arkansas Classic...Ranked in the top 20

PLAYER STATISTICS

2003 NATIONWIDE TOUR STATISTICS

Scoring Average	70.99	(71)
Driving Distance	308.9	(10)
Driving Accuracy Percentage	59.2%	(114)
Total Driving	124	(41)
Greens in Regulation Pct.	65.3%	(101)
Putting Average	1.806	(116)
Sand Save Percentage	49.6%	(57)
Eagles (Holes per)	110.8	(24)
Birdie Average	3.68	(63)
All-Around Ranking	556	(63)
Scoring Avg Before Cut	71.27	(95)
Scoring Avg 3rd Rnd	71.00	(82)
Scoring Avg Final Rnd	69.67	(14)
Birdie Conversion %	29.6%	(79)
Par Breakers	21.3%	(55)

MISC. NATIONWIDE TOUR STATISTICS

2003 Low Round/Round:
65—4 times, most recent Gila River Classic at Wild Horse Pass Resort/3

Career Low Round/Round:
63—1991 Yuma Open/1

Career Largest Paycheck/Finish:
\$48,600—2001 Arkansas Classic/2

MISC. PGA TOUR STATISTICS

Career Low Round/Round:
63—1993 H.E.B. Texas Open/4

Career Largest Paycheck/Finish:
\$27,741—1999 Touchstone Energy Tucson Open/T20

in Driving Distance (296.4) in 2001 and had the fourth-longest measured drive (405 yards) on Tour...Finished second, at the 2000 Mississippi Gulf Coast Open...Two-time winner on the Nationwide Tour. First victory came in a playoff over Chris Perry at the 1994 Mississippi Gulf Coast Classic. Earned his second title in 1997 at the rain-shortened Alabama Classic. Three weeks later he added a T3 at the Dominion Open...Made birdie on the final hole to earn his 1996 PGA TOUR membership at the 1995 Qualifying Tournament...Career-best finish is a T11 in the 1993 H-E-B Texas Open...Was grouped with Tiger Woods in Woods' first round as a professional at the 1996 Greater Milwaukee Open...Winner of the 1991 Massachusetts Open and 15 mini-tour events.

NATIONWIDE TOUR CAREER SUMMARY

PLAYOFF RECORD: 1-0

Year	Events Played	Cuts Made	1st	2nd	3rd	Top 10	Top 25	Earnings	Rank
1991	16	3					1	\$2,084	173
1992	4	3				3	3	9,294	111
1993	2								
1994	25	12	1			2	2	45,525	38
1995	30	19				4	10	46,542	45
1996	4	2						1,076	227
1997	28	16	1		1	3	6	74,020	27
1998	29	15		2		4	6	72,449	37
1999	3	1						1,013	223
2000	29	14		1		3	7	102,877	50
2001	26	18		1		1	8	112,987	41
2002	26	9					5	38,400	94
2003	30	12		1		3	6	107,802	43
Total	252	124	2	5	1	23	54	614,067	

PGA TOUR CAREER SUMMARY

PLAYOFF RECORD: 0-0

Year	Events Played	Cuts Made	1st	2nd	3rd	Top 10	Top 25	Earnings	Rank
1992	24	5						\$9,857	246
1993	28	14					1	60,378	173
1994	2	2						4,480	278
1996	22	5					1	26,926	226
1997	1								
1999	28	11					3	120,083	182
Total	105	37					5	221,724	

COMBINED ALL-TIME MONEY (3 TOURS):

\$835,791



JASON ENLOE

EXEMPT STATUS: 17th Nationwide Tour Qualifier at the 2003 PGA TOUR Qualifying Tournament

HEIGHT: 5-8

BIRTHDATE: July 16, 1973

RESIDENCE: Tampa, FL; plays out of Avila GC

EDUCATION: Southern Methodist University (1996, Business)

TURNED PROFESSIONAL: 1997

WEIGHT: 162

BIRTHPLACE: Decatur, IL

FAMILY: Single

SPECIAL INTERESTS: PlayStation, movies, sports

PROFESSIONAL CAREER: Has made the cut in four of 11 career appearances on the Nationwide Tour, with a T25 at the 2001 Samsung Canadian PGA Championship his best showing...Played on the Canadian Tour in 2002 and 2003. Had three top-10 showings in his 2002 Canadian Tour rookie season. Most recently finished No. 22 on the 2003 Canadian Tour Order of Merit, with two top-10 finishes—including a season-best T3 at the Edmonton Open...Has also played on the Golden Bear Tour.

AMATEUR CAREER: Won the 1996 Northeast Amateur championship...Advanced to the U.S. Amateur quarterfinals in 1995...Won the prestigious Monroe Invitational Championship while at Southern Methodist.

PERSONAL: Member of the 1986 Pony World Series baseball team, representing the only city in the tournament with less than 20,000 residents...Lists his father, Sam, and Michael Jordan as his heroes...Biggest thrill in golf was representing the United States on the World Amateur team. Also lists making a 10-foot par putt to get to the final stage of the 2003 PGA TOUR Qualifying Tournament as a highlight.

NATIONWIDE TOUR CAREER SUMMARY

PLAYOFF RECORD: 0-0

Year	Events Played	Cuts Made	1st	2nd	3rd	Top 10	Top 25	Earnings	Rank
1997	1								
1998	1								
2000	3	2						\$2,370	238
2001	5	2					1	5,825	201
2003	1								
Total	11	4					1	8,195	

PLAYER STATISTICS

MISC. NATIONWIDE TOUR STATISTICS

2003 Low Round/Round:
69—Alberta Calgary Classic/2

Career Low Round/Round:
65—2000 Wichita Open/1

Career Largest Paycheck/Finish:
\$3,870—2001 Samsung Canadian PGA Championship/T25



BRAD FABEL

EXEMPT STATUS: PGA TOUR Member 48-49 years old
HEIGHT: 6-0
BIRTHDATE: November 30, 1955
RESIDENCE: Nashville, TN
EDUCATION: Western Kentucky University (1982, Public Relations)
TURNED PROFESSIONAL: 1982

WEIGHT: 190
BIRTHPLACE: Louisville, KY
FAMILY: Wife, Beth; Austin (4/24/89), Morgan (9/9/92)
SPECIAL INTERESTS: Fishing, hunting, all sports

NATIONWIDE TOUR VICTORIES (2): 1994 Gateway Classic. 1995 Shreveport Open.

BEST 2003 NATIONWIDE TOUR FINISH: T39—Rheem Classic.

BEST PGA TOUR CAREER FINISH: T2—1990 Canon Greater Hartford Open, 1997 Buick Open.

PROFESSIONAL CAREER: Had only two starts on the 2003 PGA TOUR, missing the cut in both events. Continues to struggle with a shoulder injury. In 13 appearances on the Nationwide Tour he made five cuts, with his best finish a T39 at the Rheem Classic... Split time between the PGA TOUR and the Nationwide Tour in 2002. In addition to playing seven events on the PGA TOUR, made four starts on the Nationwide Tour. Finished No. 166 on the Nationwide Tour money list, with \$12,116. Only top-20 showing came at the Hibernia Southern Open, where he finished T11. Missed the cut in all seven tournaments on the 2002 PGA TOUR... In 2001, divided time between the PGA TOUR and the Nationwide Tour. Made 10 starts on the PGA TOUR. Had 11 on the Nationwide Tour to finish No. 131 on the money list. Made the cut in eight of those 11 tournaments. Best finish was a T18 at the Knoxville Open. Set the competitive course record at Stonehenge G&CC with a 62 at the Richmond Open. Made five of 10 cuts on the PGA TOUR in 2001. Best finishes included a T10 at the B.C. Open and a T18 at the Compaq Classic of New Orleans... Breakthrough year on the PGA TOUR came in 1997 when he posted his career-best money-list ranking (66th) and registered, at that time, a career-high \$375,122 in earnings... Career-best finishes were second-place showings at 1990 Canon Greater Hartford Open and 1997 Buick Open... Close call at Canon Greater Hartford Open came after entering final round tied for lead... Recorded Nationwide Tour victories at the 1994 Gateway Classic and the 1995 Shreveport Open. Earned return to PGA TOUR with 10th-place finish on Nationwide Tour money list in 1995... Had successful rookie season on PGA TOUR in 1985, finishing third twice, at Quad Cities Open and Greater Milwaukee Open, and placing No. 100 on money list.

AMATEUR CAREER: Won 1974 Kentucky State Amateur at age 18.

PLAYER STATISTICS

2003 NATIONWIDE TOUR STATISTICS

Scoring Average	71.74	(N/A)
Driving Distance	288.4	(N/A)
Driving Accuracy Percentage	61.1%	(N/A)
Total Driving	1,998	(N/A)
Greens in Regulation Pct.	66.0%	(N/A)
Putting Average	1.817	(N/A)
Sand Save Percentage	36.4%	(N/A)
Eagles (Holes per)	612.0	(N/A)
Birdie Average	3.82	(N/A)
Scoring Avg Before Cut	71.75	(N/A)
Scoring Avg 3rd Rnd	72.40	(N/A)
Scoring Avg Final Rnd	71.00	(N/A)
Birdie Conversion %	29.8%	(N/A)
Par Breakers	21.4%	(N/A)

MISC. NATIONWIDE TOUR STATISTICS

2003 Low Round/Round:

66—Rheem Classic/1

Career Low Round/Round:

62—2001 Richmond Open/2

Career Largest Paycheck/Finish:

\$36,000—2 times, most recent 1995 Shreveport Open /1

MISC. PGA TOUR STATISTICS

2003 Low Round/Round:

72—Reno-Tahoe Open/2

Career Low Round/Round:

63—1989 Hawaiian Open/1

Career Largest Paycheck/Finish:

\$106,400—2000 Shell Houston Open/T5

NATIONWIDE TOUR CAREER SUMMARY

PLAYOFF RECORD: 0-0

Year	Events Played	Cuts Made	1st	2nd	3rd	Top 10	Top 25	Earnings	Rank
1990	1	1		1		1	1	\$11,500	80
1994	18	14	1	2		4	7	95,138	18
1995	26	18	1		1	8	10	115,513	10
2001	11	8					3	21,766	131
2002	4	3					1	12,116	166
2003	13	5						8,985	202
Total	73	49	2	3	1	13	22	265,017	

PGA TOUR CAREER SUMMARY

PLAYOFF RECORD: 0-0

Year	Events Played	Cuts Made	1st	2nd	3rd	Top 10	Top 25	Earnings	Rank
1984	1								
1985	30	13			2	3	5	\$74,425	100
1986	34	13				1	1	25,634	165
1987	25	13				2	5	90,024	104
1988	30	20				2	5	112,093	101
1989	29	14					4	69,823	146
1990	27	17		1		1	5	165,876	96
1991	30	16				4	6	147,562	103
1992	27	19				3	10	220,495	71
1993	27	14					1	59,672	175
1994	12	7						33,812	205
1996	27	18				2	9	228,667	97
1997	30	18		1		4	10	375,122	66
1998	30	15			1	3	5	285,474	105
1999	26	17				1	7	380,441	110
2000	30	12				1	1	219,924	155
2001	10	5					2	140,940	190
2002	7								
2003	2								
Total	434	231		2	3	28	76	2,629,986	

COMBINED ALL-TIME MONEY (3 TOURS):

\$2,895,003

PGA TOUR TOP TOURNAMENT SUMMARY

Year	85	86	87	88	89	90	91	92	93	94	95	96	97
U.S. Open			CUT				CUT		CUT				
PGA				T28				T33					
THE PLAYERS		CUT	CUT	T12	T42	CUT		CUT	T54	T59		CUT	CUT

Year	98	99	00
U.S. Open		CUT	T34
PGA		T71	
THE PLAYERS		CUT	T23 T38



JEFF FREEMAN

EXEMPT STATUS: 38th on the 2003 Nationwide Tour money list
HEIGHT: 6-3
BIRTHDATE: April 15, 1962
RESIDENCE: La Quinta, CA; plays out of Landmark GC
EDUCATION: Central State University (1984, Business)
TURNED PROFESSIONAL: 1990

WEIGHT: 210
BIRTHPLACE: Norman, OK
FAMILY: Wife, Gena; Kiefer (2/4/92), Austin (12/4/93)
SPECIAL INTERESTS: Movies, cars

BEST NATIONWIDE TOUR CAREER FINISH: 2—2001 Fort Smith Classic, T2—2002 Oregon Classic.

BEST 2003 NATIONWIDE TOUR FINISHES: T5—Alberta Calgary Classic, Gila River Classic at Wild Horse Pass Resort; T8—Envirocare Utah Classic, Nationwide Tour Championship.

BEST PGA TOUR CAREER FINISH: T37—2000 Nissan Open.

PROFESSIONAL CAREER: Member of Nationwide Tour in 1994 and 2001-03... Made the cut in 19 of 29 events on the 2003 Nationwide Tour, with 10 top-25 finishes. Finished the year No. 38 on the final money list, with \$123,397. Had four top-10 showings—at the Alberta Calgary Classic (T5), Gila River Golf Classic (T5), the Envirocare Utah Classic (T8)

Jeff Freeman (cont.)

and the season-ending Nationwide Tour Championship (T8). Ranked sixth on Tour in Total Birdies (365)...Played in 26 of the 28 tournaments during the 2002 season. Finished No. 36 on the final money list, with \$117,645 with his best finish a T2 at the Oregon Classic after rounds of 67-67-69-70. Only other top-10 finish was a T9 at the Preferred Health Systems Wichita Open. One of three players to post a season-best six consecutive birdies, doing so on Nos. 5-10 in the second round of the Price Cutter Charity Championship...Made the cut in 16 of 24 events during the 2001 Nationwide Tour season...Posted three straight 66s to share the 54-hole lead at the Fort Smith Classic with Jay Delsing and Rick Price. Fired a final-round, 5-under 65 to get to 17-under and force a playoff with Delsing. Darkness suspended playoff after one hole, forcing the first Monday finish on Tour since the 1996 San Jose Open. Tee shot on the fourth extra hole found the trees down the left and he was forced to pitch out, eventually making bogey to lose to Delsing. Had a string of 22 consecutive rounds at par or better during the middle of the year, culminating with his runner-up finish at Fort Smith and a T9 at the Utah Classic...Participated in only one Nationwide Tour event between 1994 and 2001...Played in 10 PGA TOUR events in 2000, making just two cuts. Was two strokes off the lead after 18 holes and one stroke behind after 36 holes at the 2000 Nissan Open before closing with rounds of 73-75 on the weekend to finish T37...Winner of the 1999

Club Professional Championship and S.W. Kansas Pro-Am...Winner of the 1996 Kansas Open and 1992 Temecula (CA) Creek Open...Earned the 1999 PGA of America Player of the Year Award...Has five holes-in-one in competitive rounds.

PERSONAL: Brother, Robin, is also a member of the Nationwide Tour...Biggest thrill in golf was playing in the 1999 U.S. Open...Lists Jack Nicklaus as his hero...Got his start in golf from his father.

NATIONWIDE TOUR CAREER SUMMARY										PLAYOFF RECORD: 0-1	
Year	Events Played	Cuts Made	1st	2nd	3rd	Top 10	Top 25	Earnings	Rank		
1991	1										
1993	1										
1994	26	11				1	2	\$13,639	90		
1999	1	1						1,103	218		
2001	24	16		1		4	7	118,038	34		
2002	26	18		1		2	11	117,645	36		
2003	29	19				4	10	123,397	38		
Total	108	65		2		11	30	373,821			

PGA TOUR CAREER SUMMARY										PLAYOFF RECORD: 0-0	
Year	Events Played	Cuts Made	1st	2nd	3rd	Top 10	Top 25	Earnings	Rank		
1991	1										
1999	5	1						\$6,270	307		
2000	10	2						20,090			
2001	1										
Total	17	3						26,360			
COMBINED ALL-TIME MONEY (3 TOURS):								\$400,181			

PGA TOUR TOP TOURNAMENT SUMMARY			
Year	99	00	01
U.S. Open	CUT	CUT	
PGA	CUT	CUT	

PLAYER STATISTICS

2003 NATIONWIDE TOUR STATISTICS

Scoring Average	70.45	(32)
Driving Distance	297.0	(49)
Driving Accuracy Percentage	62.9%	(79)
Total Driving	128	(48)
Greens in Regulation Pct.	68.1%	(44)
Putting Average	1.775	(63)
Sand Save Percentage	42.4%	(121)
Eagles (Holes per)	244.3	(115)
Birdie Average	3.84	(49)
All-Around Ranking	552	(60)
Scoring Avg Before Cut	70.35	(28)
Scoring Avg 3rd Rnd	69.68	(22)
Scoring Avg Final Rnd	71.53	(78)
Birdie Conversion %	30.5%	(60)
Par Breakers	21.8%	(54)

MISC. NATIONWIDE TOUR STATISTICS

2003 Low Round/Round:
64—Mark Christopher Charity Classic/3
Career Low Round/Round:
60—2001 Fort Smith Classic/3
Career Largest Paycheck/Finish:
\$45,900—2001 Fort Smith Classic/2

MISC. PGA TOUR STATISTICS

Career Low Round/Round:
64—1999 Bob Hope Chrysler Classic/1
Career Largest Paycheck/Finish:
\$13,640—2000 Nissan Open/T37



BOBBY GAGE

EXEMPT STATUS: 52nd on the 2003 Nationwide Tour money list

HEIGHT: 5-8

BIRTHDATE: July 3, 1965

RESIDENCE: Longwood, FL; plays out of CC at Heathrow

EDUCATION: East Tennessee State University (1990, Physical Education)

TURNED PROFESSIONAL: 1990

WEIGHT: 167

BIRTHPLACE: Winsted, CT

FAMILY: Single

SPECIAL INTERESTS: Fishing

BEST NATIONWIDE TOUR CAREER FINISH: 2—2003 Envirocare Utah Classic.

BEST 2003 NATIONWIDE TOUR FINISHES: 2—Envirocare Utah Classic; T6—Dayton Open; T8—Henrico County Open.

BEST PGA TOUR CAREER FINISH: T22—1998 Shell Houston Open.

PROFESSIONAL CAREER: Member of Nationwide Tour in 1993, 1995 and 2001-03. Member of PGA TOUR in 1998...Made the cut in 10 of 23 events on the 2003 Nationwide Tour. Finished the year No. 52 on the money list, with \$94,202. Cracked the top 10 three times, at the Envirocare Utah Classic (second), Dayton Open (T6) and the Henrico County Open (T8). Four rounds in the 60s (67-68-66-67) led to a 20-under-par finish in Utah, one shot behind champion Zach Johnson. Had a hole-in-one at No. 13 during the second round of the Dayton Open...Finished No. 122 on the 2002 Nationwide Tour money list, with \$27,723, making the cut in six of 17 tournaments. Posted two top-10 finishes. Finished T10 at the SAS Carolina Classic after posting rounds of 66-70-74-71. Came back four weeks later with a T10 at the Lake Erie Charity Classic at Peek 'n Peak Resort...Made the cut in 11 of 22 Nationwide Tour events in 2001, with six top-25 finishes. Posted rounds of 64-68 to share third place after 36 holes at the Inland Empire Open. Weekend rounds of 68-69 left him in T7 at 19-under. Two weeks later, fired a final-round 64 and posted a 17-under par total for T6...Played in just eight Nationwide Tour events between 1996 and the 2001 season, making four cuts, including a career-best fourth-place finish at the 1997 Puget Sound Open...Played in three PGA TOUR events in 2000, making his only cut at the Doral-Ryder Open, where he finished T65...Finished T22 at the 1998 Shell Houston Open, his only top-25 finish on the PGA TOUR...Had two top-10 finishes during the 1995

Nationwide Tour season, a T5 at the Alabama Classic and a solo fifth at the Dominion Open...Winner of five mini-tour events...Represented United States in U.S. vs. Japan matches.

AMATEUR CAREER: Collegiate All-America selection at East Tennessee State. While at ETSU, posted individual victories at the NCAA East Regional, Southern Conference Championship and the 1990 Monroe Invitational.

PERSONAL: Has held golf-related jobs as a groundskeeper and a cart attendant.

NATIONWIDE TOUR CAREER SUMMARY										PLAYOFF RECORD: 0-0	
Year	Events Played	Cuts Made	1st	2nd	3rd	Top 10	Top 25	Earnings	Rank		
1991	1										
1993	14	4					1	\$3,563	157		
1995	21	8				2	5	31,826	61		
1996	1										
1997	2	1				1	1	12,500	111		
1998	3	2						1,193	230		
2000	2	1						1,390	261		
2001	22	11				2	6	62,972	63		
2002	17	6				2	2	27,723	122		
2003	23	10		1		3	5	94,202	52		
Total	106	43		1		10	20	235,368			

Bobby Gage (cont.)

PGA TOUR CAREER SUMMARY

PLAYOFF RECORD: 0-0

Year	Events Played	Cuts Made	1st	2nd	3rd	Top 10	Top 25	Earnings	Rank
1989A	1								
1993	1								
1998	23	5				1		\$33,881	225
2000	3	1						6,210	
Total	28	6				1		40,091	

COMBINED ALL-TIME MONEY (3 TOURS):

\$275,459

PLAYER STATISTICS

2003 NATIONWIDE TOUR STATISTICS

Scoring Average	71.05	(79)
Driving Distance	282.1	(119)
Driving Accuracy Percentage	67.9%	(31)
Total Driving	150	(78)
Greens in Regulation Pct.	65.4%	(99)
Putting Average	1.763	(39)
Sand Save Percentage	48.6%	(68)
Eagles (Holes per)	97.5	(11)
Birdie Average	3.55	(82)
All-Around Ranking	528	(56)
Scoring Avg Before Cut	70.98	(75)
Scoring Avg 3rd Rnd	69.80	(26)
Scoring Avg Final Rnd	72.60	(128)
Birdie Conversion %	30.1%	(71)
Par Breakers	20.8%	(71)

MISC. NATIONWIDE TOUR STATISTICS

2003 Low Round/Round:

64—Henrico County Open/3

Career Low Round/Round:

64—4 times, most recent 2003 Henrico County Open/3

Career Largest Paycheck/Finish:

\$48,600—2003 Envirocare Utah Classic/2

MISC. PGA TOUR STATISTICS

Career Low Round/Round:

65—1998 Quad City Classic/1

Career Largest Paycheck/Finish:

\$17,550—1998 Shell Houston Open/T22



ROBERT GARRIGUS

EXEMPT STATUS: 1st Nationwide Tour Qualifier at the 2003 PGA TOUR Qualifying Tournament

HEIGHT: 5-11

BIRTHDATE: November 11, 1977

RESIDENCE: San Diego, CA; plays out of Barona Creek GC (Lakeside, CA)

EDUCATION: Scottsdale Community College

TURNED PROFESSIONAL: 1997

WEIGHT: 175

BIRTHPLACE: Nampa, ID

FAMILY: Single

SPECIAL INTERESTS: Hockey, hunting, fishing

BEST NATIONWIDE TOUR CAREER FINISH: T25—2002 Dayton Open.

PROFESSIONAL CAREER: Member of the Nationwide Tour in 2000 and 2002. Did not make a cut in his eight tournament starts as a rookie in 2000...Made the cut in eight of 21 tournaments in 2002, finishing No. 156 on the money list. His T25 showing at the Dayton Open is a career-best on Tour...Has yet to tee it up on the PGA TOUR...Has two competitive holes-in-one, with the second coming during the second stage of Q-School. Aced the 17th hole and ended up making the cut to the finals on the number...Has also played on the Hooters Tour and the Gateway Tour.

PERSONAL: Father coached the U. S. Olympic shooting team and carried the torch at one of the Olympic ceremonies...Cites Jesus Christ as his hero...Took up golf after giving up contact sports when he broke his leg.

NATIONWIDE TOUR CAREER SUMMARY

PLAYOFF RECORD: 0-0

Year	Events Played	Cuts Made	1st	2nd	3rd	Top 10	Top 25	Earnings	Rank
2000	8								
2001	1								
2002	21	8				1		\$15,357	156
Total	30	8				1		15,357	

PLAYER STATISTICS

MISC. NATIONWIDE TOUR STATISTICS

Career Low Round/Round:

64—2002 LaSalle Bank Open/2

Career Largest Paycheck/Finish:

\$3,485—2002 Dayton Open/T25



DOUG GARWOOD

EXEMPT STATUS: 34th Nationwide Tour Qualifier at the 2003 PGA TOUR Qualifying Tournament

HEIGHT: 6-3

BIRTHDATE: March 31, 1963

RESIDENCE: Chatsworth, CA; plays out of Annandale GC (Pasadena, CA)

EDUCATION: Fresno State University (1986, English Literature)

TURNED PROFESSIONAL: 1989

WEIGHT: 195

BIRTHPLACE: Van Nuys, CA

FAMILY: Single

SPECIAL INTERESTS: Books, music, plays, movies, museums, architecture

BEST NATIONWIDE TOUR CAREER FINISH: T2—2002 State Farm Open.

BEST 2003 NATIONWIDE TOUR FINISH: T23—Permian Basin Charity Golf Classic.

PROFESSIONAL CAREER: Member of the Nationwide Tour in 2002-03...Made the cut in 10 of 25 tournaments in 2003. Finished No. 142 on the final money list, with a T23 at the Permian Basin Open his best showing...Finished No. 49 on the final money list, with \$94,438 during his rookie season in 2002. Played in 27 of the 28 tournaments, making the cut in 13. Posted three top-10 finishes and six top-25s. Missed nine consecutive cuts before making it to the weekend in the final six tournaments of the year. Lost in a Nationwide Tour record-tying four-person playoff at the State Farm Open. Finished T4 at

the Gila River Classic at Wild Horse Pass Resort after shooting all four rounds in the 60s. Other top-10 finish was a T9 at the Samsung Canadian PGA Championship...Won the 2001 Long Beach Open. Shot a final-round 65 to win by one stroke.

AMATEUR CAREER: Two-time All-American at Fresno State University.

PERSONAL: Lists Jack Nicklaus among his heroes...Father got him started in the game...Held various retail and insurance jobs during time away from the golf course...Cites making it to the final stage of the PGA TOUR Qualifying Tournament as his biggest thrill in golf.

Doug Garwood (cont.)

NATIONWIDE TOUR CAREER SUMMARY

PLAYOFF RECORD: 0-1

Year	Events Played	Cuts Made	1st	2nd	3rd	Top 10	Top 25	Earnings	Rank
2001	1								
2002	27	13		1		3	6	\$94,438	49
2003	25	10					1	20,814	142
Total	53	23		1		3	7	115,252	

PLAYER STATISTICS

2003 NATIONWIDE TOUR STATISTICS

Scoring Average	71.97	(124)
Driving Distance	303.5	(27)
Driving Accuracy Percentage	55.2%	(138)
Total Driving	165	(96)
Greens in Regulation Pct.	62.5%	(129)
Putting Average	1.767	(48)
Sand Save Percentage	48.1%	(74)
Eagles (Holes per)	105.0	(16)
Birdie Average	3.51	(90)
All-Around Ranking	646	(87)
Scoring Avg Before Cut	71.92	(122)
Scoring Avg 3rd Rnd	72.20	(128)

Scoring Avg Final Rnd	72.00	(102)
Birdie Conversion %	31.4%	(46)
Par Breakers	20.5%	(78)

MISC. NATIONWIDE TOUR STATISTICS

2003 Low Round/Round:

66—Chitimacha Louisiana Open/1

Career Low Round/Round:

65—3 times, most recent 2002 Gila River Classic at Wild Horse Pass Resort/2

Career Largest Paycheck/Finish:

\$33,600—2002 State Farm Open/T2



KELLY GIBSON

EXEMPT STATUS: 24th Nationwide Tour Qualifier at the 2003 PGA TOUR Qualifying Tournament

HEIGHT: 5-11

BIRTHDATE: May 2, 1964

RESIDENCE: New Orleans, LA ; plays out of English Turn CC

EDUCATION: Lamar University (1986, Speech Communications)

TURNED PROFESSIONAL: 1986

WEIGHT: 190

BIRTHPLACE: New Orleans, LA

FAMILY: Wife, Elizabeth

SPECIAL INTERESTS: Cajun food, New Orleans Saints football

NATIONWIDE TOUR VICTORIES (2): 1991 Tri-Cities Open. 1999 Oregon Classic.

BEST 2003 NATIONWIDE TOUR FINISHES: T4—Samsung Canadian PGA Championship; T7—Miccosukee Championship.

BEST PGA TOUR CAREER FINISH: T3—1996 Las Vegas Invitational.

BEST 2003 PGA TOUR FINISH: T32—Bell Canadian Open.

PROFESSIONAL CAREER: Member of the Nationwide Tour in 1990-91, 1999, 2001 and 2002-03. Member of the PGA TOUR in 1992-98, 2000 and 2003...Made the cut in seven of 15 events on the 2003 Nationwide Tour. Finished the year No. 93 on the money list, with \$44,418. Finished T4 at the Samsung Canadian PGA Championship and T7 at the Miccosukee Championship in his only top-10s of the season. Ranked third on Tour in the Bounce Back category (28.8 percent). Once again, split time playing both Tours in 2003, making the cut in five of 13 appearances on the PGA TOUR, with a T32 at the Bell Canadian Open his best result...In 2002, split time between the PGA TOUR and Nationwide Tour. In addition to playing in 14 PGA TOUR events, made 13 starts on the Nationwide Tour. Posted T14 showing at the Valero Texas Open, his best effort on the PGA TOUR since he finished T6 at the 1997 Canon Greater Hartford Open...Best finish on the Nationwide Tour was a T3 at the Lake Erie Charity Classic at Peak 'n Peek Resort. Shot rounds of 71-66-68-72 to finish two strokes behind tournament winner Patrick Moore. Rounding out his top-10 finishes on the Nationwide Tour were a T9 at the Samsung Canadian PGA Championship and a T10 at the Arkansas Classic...Made the cut in 16 of 24 Nationwide Tour events in 2001, with four top-10 finishes. Missed the first five cuts on Tour and then made 16 of 19. Runner-up at the Richmond Open. His 18-under-par score left him three shots back of winner Chad Campbell. Was T5 in his next start, the Steamtown Classic. Capped a run of six straight cuts made, with a T9 at the Fort Smith Classic and a third-place finish at the Permian Basin Open...Started 30 PGA TOUR events in 2000 and made 12 cuts. Earned full playing privileges for 2000 with 13th-place finish in 1999 Nationwide Tour. Second Nationwide Tour win came in wire-to-wire fashion at the 1999 Oregon Classic...Best career PGA TOUR finish came in the 1996 Las Vegas

Invitational. Ended the five-day tournament with three straight 65s to finish T3 and earn a career-best paycheck of \$95,700...After losing card following the 1994 season, regained exempt status with 26th-place finish at the Qualifying Tournament...Earned his first Nationwide Tour win at the 1991 season-ending Tri-Cities Open, where his final-round 63 gave him a two-stroke win over Jerry Anderson. Finished 14th on the 1991 money list...Four-year member of the Canadian Tour, where he won twice and was third on the Order of Merit in 1991...Led the Canadian Tour in scoring average in 1991 (69.75)...Won the 1996 Erie (PA) Open.

PERSONAL: Associate design consultant at the TPC of Louisiana in hometown of New Orleans with Steve Elkington and Pete Dye. Course to open this year and become host site for HP Classic of New Orleans in 2005.

NATIONWIDE TOUR CAREER SUMMARY

PLAYOFF RECORD: 0-0

Year	Events Played	Cuts Made	1st	2nd	3rd	Top 10	Top 25	Earnings	Rank
1990	28	18		1		5	12	\$33,550	26
1991	17	13	1	1		4	7	50,098	14
1992	2								
1999	20	16	1	1		6	10	128,134	13
2001	24	16		1		4	8	145,551	24
2002	13	7			1	3	4	49,725	80
2003	15	7				2	3	44,418	93
Total	119	77	2	4	2	24	44	451,476	

PGA TOUR CAREER SUMMARY

PLAYOFF RECORD: 0-0

Year	Events Played	Cuts Made	1st	2nd	3rd	Top 10	Top 25	Earnings	Rank
1989	1	1						\$502	298
1990	2								
1991	2	1						2,140	288
1992	33	14				3	5	137,984	105
1993	33	20					6	148,003	110
1994	33	14				2	4	134,841	129
1995	33	19				1	6	173,425	109
1996	35	24			1	2	7	307,228	69
1997	36	24				1	7	267,230	92
1998	34	19					3	194,574	139
1999	11	6						38,105	233
2000	30	12						103,304	192
2001	3								
2002	14	6					3	154,459	186
2003	13	5						55,651	225
Total	313	165			1	9	41	1,717,447	

COMBINED ALL-TIME MONEY (3 TOURS):

\$2,168,923

PGA TOUR TOP TOURNAMENT SUMMARY

Year	90	91	92	93	94	95	96	97	98	99	00	01	02
U.S. Open		CUT		CUT			T50	T28					CUT
PGA								CUT					
THE PLAYERS				CUT	CUT		CUT	CUT	CUT				

PLAYER STATISTICS

2003 NATIONWIDE TOUR STATISTICS

Scoring Average	70.85	(59)
Driving Distance	299.2	(40)
Driving Accuracy Percentage	64.4%	(64)
Total Driving	104	(26)
Greens in Regulation Pct.	67.4%	(63)
Putting Average	1.819	(130)
Sand Save Percentage	47.2%	(84)
Eagles (Holes per)	102.9	(14)
Birdie Average	3.45	(100)
All-Around Ranking	554	(62)
Scoring Avg Before Cut	70.62	(44)
Scoring Avg 3rd Rnd	70.57	(56)
Scoring Avg Final Rnd	72.00	(102)
Birdie Conversion %	28.5%	(96)
Par Breakers	20.1%	(92)

MISC. NATIONWIDE TOUR STATISTICS

2003 Low Round/Round:

64—Chitimacha Louisiana Open/2

Career Low Round/Round:

63—1991 Tri-Cities Open/3

Career Largest Paycheck/Finish:

\$45,900—2001 Richmond Open/2

MISC. PGA TOUR STATISTICS

2003 Low Round/Round:

67—3 times, most recent 84 Lumber Classic of Pennsylvania/2

Career Low Round/Round:

63—2 times, most recent 1999 Greater Milwaukee Open/3

Career Largest Paycheck/Finish:

\$95,700—1996 Las Vegas Invitational/T3



TOM GILLIS

EXEMPT STATUS: 18th Nationwide Tour Qualifier at the 2003 PGA TOUR Qualifying Tournament

HEIGHT: 6-0

BIRTHDATE: July 16, 1968

RESIDENCE: Oxford, MI

EDUCATION: Oakland Community College

TURNED PROFESSIONAL: 1990

WEIGHT: 190

BIRTHPLACE: Pontiac, MI

FAMILY: Single

SPECIAL INTERESTS: Fishing, hunting

BEST NATIONWIDE TOUR CAREER FINISH: T16—1993 Miami Valley Open.

BEST PGA TOUR CAREER FINISH: T7—2003 FBR Capital Open.

BEST 2003 PGA TOUR FINISH: T7—FBR Capital Open.

PROFESSIONAL CAREER: Has played in only 12 Nationwide Tour events, with his best finishes coming at the Miami Valley Open (T16 in 1993 and T20 in 1994). . . Enjoyed successful rookie campaign on the 2003 PGA TOUR, with five top-25s in 25 starts. Made the cut in 11 of those events. Finished the year No. 139 on the money list with \$432,100. Granted Minor Medical Extension for 2004, with one event to earn \$55,395 to be elevated to Top 125 status or will remain in the 125-150 category. Did not start the season until the Buick Invitational due to wrist surgery on Dec. 17, 2002. Picked up his first career top-10 during his 16th event on TOUR, with a T7 at the FBR Capital Open. Was two back through 36 holes before finishing six behind winner Rory Sabbatini. Aced the par-3, 136-yard second hole at the TPC at Sugarloaf at the BellSouth Classic with a 9-iron. Earned initial PGA TOUR card via his T21 finish at the 2002 Qualifying Tournament. . . Played on the European Tour from 1998-2002. Best finish in 2002 was a T11 at the Benson and Hedges International Open. Played the season on a Medical Extension after chronic fatigue syndrome curtailed his 2001 season to six events. Has five career top-10s on the European Tour, with a T3 best finish at the 2000 Belgacom Open. . . Won the 1994 Jamaican Open. . . Has also won on the Hooters Tour.

PLAYER STATISTICS

MISC. NATIONWIDE TOUR STATISTICS

Career Low Round/Round:
67—2 times, most recent 1994 Miami Valley Open/3

Career Largest Paycheck/Finish:
\$2,100—1994 Miami Valley Open/T20

MISC. PGA TOUR STATISTICS

2003 Low Round/Round:
65—3 times, most recent John Deere Classic/2

Career Low Round/Round:
65—3 times, most recent 2003 John Deere Classic/2

Career Largest Paycheck/Finish:
\$140,250—2003 FBR Capital Open/T7

AMATEUR CAREER: Was a golf standout at Oakland Community College.

PERSONAL: Got his start in golf from his parents. . . GM Goodwrench, his father's employer for 32 years, sponsored him during his rookie season on the 2003 PGA TOUR. . . Has played in 26 countries during his career.

NATIONWIDE TOUR CAREER SUMMARY

PLAYOFF RECORD: 0-0

Year	Events Played	Cuts Made	1st	2nd	3rd	Top 10	Top 25	Earnings	Rank
1990	4	2						\$1,045	215
1992	2								
1993	3	1					1	2,065	181
1994	2	1					1	2,100	183
1995	1								
Total	12	4					2	5,210	

PGA TOUR CAREER SUMMARY

PLAYOFF RECORD: 0-0

Year	Events Played	Cuts Made	1st	2nd	3rd	Top 10	Top 25	Earnings	Rank
1993	1								
1995	1								
1996	1	1						\$2,775	348
1997	2	2						13,330	255
1999	1								
2002	2	2						18,414	
2003	25	11				1	5	432,100	139
Total	33	16				1	5	466,619	

COMBINED ALL-TIME MONEY (3 TOURS):

\$471,829

PGA TOUR TOP TOURNAMENT SUMMARY

Year	99	00	01	02	03
U.S. Open					T70 CUT
British Open			W/D		



MATHEW GOGGIN

EXEMPT STATUS: 19th Nationwide Tour Qualifier at the 2003 PGA TOUR Qualifying Tournament

HEIGHT: 6-0

BIRTHDATE: June 13, 1974

RESIDENCE: Scottsdale, AZ

TURNED PROFESSIONAL: 1995

WEIGHT: 185

BIRTHPLACE: Hobart, Tasmania, Australia

FAMILY: Wife, Felicity

SPECIAL INTERESTS: Guitar

NATIONWIDE TOUR VICTORIES (2): 1999 Lehigh Valley Open, Omaha Classic.

BEST PGA TOUR CAREER FINISH: T3—2000 Greater Milwaukee Open.

BEST 2003 PGA TOUR FINISHES: T20—The INTERNATIONAL; T23—Bell Canadian Open.

PROFESSIONAL CAREER: Member of the PGA TOUR in 2000-03. Member of the Nationwide Tour in 1999. . . Made the cut in 16 of 28 tournaments on the 2003 PGA TOUR, finishing No. 157 on the money list. Best finish came at The INTERNATIONAL where he T20. . . Played in 20 PGA TOUR events in 2002, with a best finish of T8 in his first event of the year, the AT&T Pebble Beach National Pro-Am. Also recorded a T15 at the SEI Pennsylvania Classic. . . Made 15 cuts in 33 PGA TOUR events in 2001, posting one top-10 and three top-25s. Best finish was T6 at the BellSouth Classic where he earned his largest check of the season, \$103,290. . . After initial slow start to 2000 rookie season, where he missed the cut in 15 of first 17 starts, rebounded with strong second half to finish 117th on the official money list, with \$414,123. Finished no worse than 20th in three of last nine starts to clinch spot among top 125 money winners. . . In rookie 1999 Nationwide Tour season, recorded victories at Lehigh Valley Open and Omaha Classic, finishing No. 4 on the money list. Held the 36- and 54-hole lead at the Lehigh Valley Open. Fired a final-round 72

to earn his first U.S. victory, beating Matt Gogel by two shots. Shared the 54-hole lead with Bob Heintz at the Omaha Classic at 17-under-par. Posted a final-round 65 to win by four strokes over Casey Martin. His 24-under-par 264 total at the time was the second-lowest in the history of the Nationwide Tour, bettered by only Chris Smith's 26-under score at the same event in 1997. . . Birdied the final hole of regulation to force a playoff with Brad King at the 1998 Australasian Tour Championship. Birdied the first playoff hole to win, vaulting him from 10th to fourth on the final ANZ Order of Merit. . . Finished second at the 1998 Australian Masters. . . Played the European Tour in 1998 and T2 at the Peugeot Open de France. . . Won the 1997 San Paolo Vita Open and the 1996 Dutch Challenge on the European Challenge Tour.

AMATEUR CAREER: Medalist at the 1995 Western and Canadian Amateur. . . Winner of the 1995 Australasian Amateur.

PERSONAL: His mother, Lindy, is a three-time Australian Amateur champion. . . Plays the guitar.

Mathew Goggin (cont.)

NATIONWIDE TOUR CAREER SUMMARY										PLAYOFF RECORD: 0-0	
Year	Events Played	Cuts Made	1st	2nd	3rd	Top 10	Top 25	Earnings	Rank		
1999	24	17	2	1	1	7	13	\$187,894	4		
2000	1										
2002	4	1					1	5,233	217		
Total	29	18	2	1	1	7	14	193,127			

PGA TOUR CAREER SUMMARY										PLAYOFF RECORD: 0-0	
Year	Events Played	Cuts Made	1st	2nd	3rd	Top 10	Top 25	Earnings	Rank		
1998	1										
2000	32	12			1	2	5	\$414,123	117		
2001	33	15				1	3	283,165	148		
2002	20	12				1	5	391,852	142		
2003	28	16					2	299,238	157		
Total	114	55			1	4	15	1,388,378			

COMBINED ALL-TIME MONEY (3 TOURS):

\$1,581,505

PGA TOUR TOP TOURNAMENT SUMMARY

Year	01	02	03
British Open			T46
THE PLAYERS		T70	

PLAYER STATISTICS

MISC. NATIONWIDE TOUR STATISTICS

Career Low Round/Round:
65—4 times, most recent 1999 Inland Empire Open/3

Career Largest Paycheck/Finish:
\$54,000—1999 Omaha Classic/1

MISC. PGA TOUR STATISTICS

2003 Low Round/Round:
65—The Honda Classic/2

Career Low Round/Round:
64—2 times, most recent 2002 Greater Milwaukee Open/4

Career Largest Paycheck/Finish:
\$120,000—2000 Greater Milwaukee Open/T3



RAFAEL GOMEZ

EXEMPT STATUS: 35th Nationwide Tour Qualifier at the 2003 PGA TOUR Qualifying Tournament

HEIGHT: 5-10

BIRTHDATE: December 28, 1967

RESIDENCE: Ranelagh, Buenos Aires, Argentina; plays out of Ranelagh GC

TURNED PROFESSIONAL: 1990

WEIGHT: 175

BIRTHPLACE: Quilmes, Buenos Aires, Argentina

FAMILY: Wife, Sandra; Juan Javier, Tomas Rafael

SPECIAL INTERESTS: Soccer

BEST PGA TOUR CAREER FINISH: 38—2002 The INTERNATIONAL Presented by Qwest.

PROFESSIONAL CAREER: Finished 38th in his only career PGA TOUR appearance, at the 2002 INTERNATIONAL. Earned \$21,150 for his efforts...Has never played on the Nationwide Tour entering the 2004 season...Member of the Tour De las Americas from 2000-03. Posted 12 top-10 finishes during that span. Three-time winner, including twice

at the Caribbean Open in 2002 and 2003. Other victory came at the 2002 American Express Costa Rica Open. Best year was 2002, when he led the Tour's Order of Merit, thanks to six top-five finishes...Has also played on the Argentinian Tour and the Challenge Tour...Winner of 11 tournaments in South America and Central America.

PERSONAL: Cites his father as his hero...Got his start in golf as a caddie.



SCOTT GUMP

EXEMPT STATUS: 49th on the 2003 Nationwide Tour money list

HEIGHT: 6-2

BIRTHDATE: December 17, 1965

RESIDENCE: Windermere, FL

EDUCATION: University of Miami (1987, Business Administration)

TURNED PROFESSIONAL: 1988

WEIGHT: 185

BIRTHPLACE: Merritt Island, FL

FAMILY: Wife, Christine; Sarah Gavin (5/13/99)

SPECIAL INTERESTS: Whitewater rafting, music, movies

NATIONWIDE TOUR VICTORIES (2): 1994 Monterrey Open, Greater Greenville Classic.

BEST 2003 NATIONWIDE TOUR FINISHES: T6—Envirocare Utah Classic; T8—The Reese's Cup Classic; T10—Permian Basin Charity Golf Classic.

BEST PGA TOUR CAREER FINISHES: 2—1998 Quad City Classic, 1999 THE PLAYERS Championship, T2—1991 The International.

PROFESSIONAL CAREER: Member of the Nationwide Tour in 1990, 1994 and 2001-03. Member of the PGA TOUR from 1991-93 and 1995-2000...Made the cut in 19 of 25 events on the 2003 Nationwide Tour, with nine top-25 finishes. Concluded the year with \$95,722 and the No. 49 spot on the final money list. A T6 finish at the Envirocare Utah Classic marked his best event. Also posted top-10 finishes at The Reese's Cup Classic (T8) and the Permian Basin Charity Golf Classic (T10). Won his second consecutive Driving Accuracy crown in 2003, with a 75.7-percent mark...Finished No. 139 on the 2002 Nationwide Tour money list, with a T26 at the Virginia Beach Open his best result...Split time in 2001 between PGA TOUR and Nationwide Tour, making six PGA TOUR starts and 16 on the Nationwide Tour. Made the cut in six of 16 tournaments on the Nationwide Tour, with two top-25 finishes, including a T11 at the Arkansas Classic and a T19 at the Samsung Canadian PGA. Made four cuts in six tournaments in 2001 on PGA TOUR, with his best finish a T35 at the John Deere Classic...Failed to secure a playing card despite participating in 36 PGA TOUR events in 2000...In 1999, manufactured finest season on PGA TOUR

with career-best four top-10s, including his third career runner-up finish. Also broke into the top 40 on TOUR money list for the first time, with career-best \$954,859. Highlight of season came at THE PLAYERS Championship, where steady rounds under tough playing conditions produced a solo second place...Lost PGA TOUR card after 1993 season but excelled on the Nationwide Tour in 1994, winning Monterrey Open and Greater Greenville Classic...Second-place finish on money list earned return to PGA TOUR in 1995...Finished No. 50 on the money list, with three top-10s during the inaugural Nationwide Tour season in 1990.

NATIONWIDE TOUR CAREER SUMMARY										PLAYOFF RECORD: 0-0	
Year	Events Played	Cuts Made	1st	2nd	3rd	Top 10	Top 25	Earnings	Rank		
1990	29	22				3	8	\$20,864	50		
1991	3	2				1	1	4,071	139		
1994	24	21	2	1	1	9	16	161,035	2		
2001	16	6					2	22,316	129		
2002	17	9						19,728	139		
2003	25	19				3	9	95,721	49		
Total	114	79	2	1	1	16	36	323,736			

Scott Gump (cont.)

PGA TOUR CAREER SUMMARY						PLAYOFF RECORD: 0-0			
Year	Events Played	Cuts Made	1st	2nd	3rd	Top 10	Top 25	Earnings	Rank
1988A	1	1							
1988	1								
1989	1								
1991	29	18		1		2	7	\$207,809	80
1992	33	24				1	5	148,696	102
1993	31	17					4	96,822	147
1994	3	2						4,181	286
1995	29	19				1	5	184,828	99
1996	31	20					6	177,332	118
1997	33	22					6	209,672	109
1998	31	20		1		2	7	402,092	73
1999	30	19		1		4	7	954,732	40
2000	36	18					2	193,460	165
2001	6	4						31,902	221
2002	8	3						23,610	227
Total	303	187		3		10	49	2,635,137	
COMBINED ALL-TIME MONEY (3 TOURS):								\$2,958,873	

PGA TOUR TOP TOURNAMENT SUMMARY												
Year	88	89	90	91	92	93	94	95	96	97	98	99 00
Masters		CUT										T46
U.S. Open				CUT	T51				CUT			CUT CUT
British Open												CUT
PGA					T79						T23	CUT
THE PLAYERS					66	CUT			T19	T65	T54	2 T42

PLAYER STATISTICS

2003 NATIONWIDE TOUR STATISTICS

Scoring Average	70.72	(49)
Driving Distance	276.7	(132)
Driving Accuracy Percentage	75.7%	(1)
Total Driving	133	(52)
Greens in Regulation Pct.	68.7%	(33)
Putting Average	1.788	(90)
Sand Save Percentage	59.8%	(10)
Eagles (Holes per)	522.0	(139)
Birdie Average	3.53	(88)
All-Around Ranking	542	(57)
Scoring Avg Before Cut	70.41	(33)
Scoring Avg 3rd Rnd	70.68	(66)
Scoring Avg Final Rnd	71.58	(84)
Birdie Conversion %	27.2%	(122)
Par Breakers	19.8%	(99)

MISC. NATIONWIDE TOUR STATISTICS

2003 Low Round/Round:
63—Envirocare Utah Classic/2
Career Low Round/Round:
63—2003 Envirocare Utah Classic/2
Career Largest Paycheck/Finish:
\$36,000—1994 Monterrey Open/1

MISC. PGA TOUR STATISTICS

Career Low Round/Round:
62—1998 Canon Greater Hartford Open/2
Career Largest Paycheck/Finish:
\$540,000—1999 THE PLAYERS Championship/2



SCOTT GUTSCHEWSKI

EXEMPT STATUS: 2003 Tournament winner

HEIGHT: 6-0

BIRTHDATE: October 1, 1976

RESIDENCE: Omaha, NE; plays out of Shadow Ridge CC

EDUCATION: University of Nebraska

TURNED PROFESSIONAL: 1999

WEIGHT: 270

BIRTHPLACE: Omaha, NE

FAMILY: Wife, Amy; Luke (3/31/03)

SPECIAL INTERESTS: Spending time with family

NATIONWIDE TOUR VICTORIES (1): 2003 Monterey Peninsula Classic.

BEST 2003 NATIONWIDE TOUR FINISHES: 1—Monterey Peninsula Classic; 3—Envirocare Utah Classic; T7—Gila River Classic at Wild Horse Pass Resort; T8—Price Cutter Charity Championship.

PROFESSIONAL CAREER: Made the cut in nine of 12 appearances during his rookie season on the 2003 Nationwide Tour. Finished the season No. 26 on the money list, with \$172,103. Received a sponsor's exemption into the Omaha Classic. By finishing inside the top 25 that week earned his way into the Price Cutter Charity Championship, where he

also finished in the top 25. Ended the season with eight top-25 finishes and four top-10s, including notching his first title at the Monterey Peninsula Classic. Rounds of 68-69-67-72 and a tournament-record 12-under-par 276 was four shots better than the previous record and helped him garner a career-best \$81,000. His four-stroke advantage heading into the final round matched the largest 54-hole lead on Tour last season. The victory assured him of a sponsor's exemption into the 2004 AT&T Pebble Beach National Pro-Am. Along with Zach Johnson, had the lowest Par-4 Scoring Average (3.91). Was second on Tour in Driving Distance, with a 320.8-yard average. Other notable statistical categories and ranking during his rookie season include Birdie Average (first), Par Breakers (first), Third-Round Scoring Average (first), Scoring Average (second), Scoring Average Before Cut (second), Birdie Conversion Percentage (third) and Par-5 Birdie Leaders (third)...Has also played on the Tight Lies Tour, Prairie Tour, Hooters Tour and the Canadian Tour.

AMATEUR CAREER: Played at the University of Nebraska from 1997-99 and was part of Nebraska's best team in school history in 1999. Helped lead the Huskers to a 14th-place finish at the NCAA Championships that season and had a runner-up finish at the Big 12 Championships.

PERSONAL: Lists his father and grandfather as giving him his start in golf.

PLAYER STATISTICS

2003 NATIONWIDE TOUR STATISTICS

Scoring Average	69.00	(2)
Driving Distance	320.8	(2)
Driving Accuracy Percentage	61.7%	(90)
Total Driving	92	(16)
Greens in Regulation Pct.	72.1%	(4)
Putting Average	1.727	(5)
Sand Save Percentage	45.0%	(105)
Eagles (Holes per)	94.5	(10)
Birdie Average	4.81	(1)
All-Around Ranking	219	(5)
Scoring Avg Before Cut	69.00	(2)
Scoring Avg 3rd Rnd	68.56	(1)
Scoring Avg Final Rnd	69.44	(9)
Birdie Conversion %	36.6%	(3)
Par Breakers	27.8%	(1)

MISC. NATIONWIDE TOUR STATISTICS

2003 Low Round/Round:
63—Price Cutter Charity Championship/1

Career Low Round/Round:
63—2003 Price Cutter Charity Championship/1

Career Largest Paycheck/Finish:
\$81,000—2003 Monterey Peninsula Classic/1

NATIONWIDE TOUR CAREER SUMMARY										PLAYOFF RECORD: 0-0	
Year	Events Played	Cuts Made	1st	2nd	3rd	Top 10	Top 25	Earnings	Rank		
2000	1										
2001	3	2				1	1	\$18,828	138		
2003	12	9	1		1	4	8	172,103	26		
Total	16	11	1		1	5	9	190,931			



HUNTER HAAS

EXEMPT STATUS: 54th on the 2003 Nationwide Tour money list
HEIGHT: 5-10
BIRTHDATE: December 1, 1976
RESIDENCE: Dallas, TX; plays out of Waterchase GC (Fort Worth, TX)
EDUCATION: University of Oklahoma (2000, Sociology)
TURNED PROFESSIONAL: 2000

WEIGHT: 171
BIRTHPLACE: Fort Worth, TX
FAMILY: Wife, Lorie
SPECIAL INTERESTS: Wood working, yard work, cooking on the barbecue grill

BEST NATIONWIDE TOUR CAREER FINISH: 2—2002 Lake Erie Charity Classic at Peek 'n Peak Resort.

BEST 2003 NATIONWIDE TOUR FINISHES: 5—Oregon Classic; T8—Rheem Classic; T10—Lake Erie Charity Classic at Peek 'n Peak Resort, Preferred Health Systems Wichita Open.

BEST PGA TOUR CAREER FINISH: T15—2001 Touchstone Energy Tucson Open.

PROFESSIONAL CAREER: Member of the PGA TOUR in 2001 and Nationwide Tour in 2002-03...Made the cut in 15 of 26 events on the 2003 Nationwide Tour. Finished inside the top 25 eight times, with four top-10 finishes. Finished the 2003 campaign No. 54 on the money list, with \$93,125. Earned a season-best \$18,000 for a fifth-place finish at the Oregon Classic. Other top-10s included Rheem Classic (T8), Lake Erie Charity Classic (T10) and the Preferred Health Systems Wichita Open (T10)...Finished No. 44 on the 2002 Nationwide Tour money list, with \$103,230. Made the cut in 12 of 21 tournaments. Posted two top-10 finishes, including a season-best second-place showing at the Lake Erie Charity Classic at Peek 'n Peak Resort. Shot rounds of 70-69-66-71 to finish 8-under-par 276, one shot behind tournament-winner Patrick Moore. Finished T8 at the Albertsons Boise Open for his other top-10 finish. Posted one of three double eagles on Tour in 2002 when his 3-iron from 234 yards found the bottom of the cup in the final round of the Gila River Golf Classic...Finished T45 at The INTERNATIONAL in his only appearance in 2002 on the PGA TOUR...Earned his PGA TOUR playing privileges with a T8 at the 2000 PGA TOUR Qualifying Tournament. Made the cut in eight of 30 PGA TOUR events in 2001, with his only top-25 finish coming in his first event, the Touchstone Energy Tucson Classic (T15). Best round of the year was a 65 in the second round of the Invenys Classic at Las Vegas...Had no prior Nationwide Tour experience prior to the 2002 season.

AMATEUR CAREER: In the summer of 1999, shortly after finishing his college golf eligibility, won the U.S. Public Links and the Porter Cup in back-to-back weeks. The Public Links victory gave him an automatic exemption to the U.S. Amateur at Pebble Beach GL and the 2000 Masters, but he had to remain an amateur to play. Was planning on playing professionally in 2000 while finishing his degree, but to have a spot already guaranteed in the Masters is something he could not pass up. Made a 35-foot putt on his final hole at the annual Par-3 Contest at the Masters to advance to a four-person playoff. Chris Perry defeated him, Jay Haas (no relation) and Steve Pate on the first playoff hole...Reached the semifinals at the 1999 U.S. Amateur...Member of the 1999 U.S. Walker Cup team.

PERSONAL: Has six brothers and sisters who all play competitive golf...Cites winning a playoff as the biggest thrill in golf...Lists his brothers as his heroes...Credits his father and sister for giving him his start in golf.

NATIONWIDE TOUR CAREER SUMMARY										PLAYOFF RECORD: 0-0	
Year	Events Played	Cuts Made	1st	2nd	3rd	Top 10	Top 25	Earnings	Rank		
2002	21	12		1		2	8	\$103,230	44		
2003	26	15				4	8	93,125	54		
Total	47	27		1		6	16	196,355			

PGA TOUR CAREER SUMMARY										PLAYOFF RECORD: 0-0	
Year	Events Played	Cuts Made	1st	2nd	3rd	Top 10	Top 25	Earnings	Rank		
2000A	2										
2000	4	1						\$6,685			
2001	30	8					1	109,110	196		
2002	1	1						13,545			
Total	37	10					1	129,340			

COMBINED ALL-TIME MONEY (3 TOURS): **\$325,695**

PGA TOUR TOP TOURNAMENT SUMMARY	
Year	00
Masters	CUT

PLAYER STATISTICS	
2003 NATIONWIDE TOUR STATISTICS	
Scoring Average	70.63 (40)
Driving Distance	291.0 (84)
Driving Accuracy Percentage	56.2% (134)
Total Driving	218 (137)
Greens in Regulation Pct.	66.4% (84)
Putting Average	1.743 (16)
Sand Save Percentage	56.6% (18)
Eagles (Holes per)	164.0 (72)
Birdie Average	4.12 (24)
All-Around Ranking	472 (46)
Scoring Avg Before Cut	70.94 (69)
Scoring Avg 3rd Rnd	70.40 (53)
Scoring Avg Final Rnd	69.80 (18)
Birdie Conversion %	33.6% (16)
Par Breakers	23.5% (26)
MISC. NATIONWIDE TOUR STATISTICS	
2003 Low Round/Round:	
65—Preferred Health Systems Wichita Open/4	
Career Low Round/Round:	
65—3 times, most recent 2003 Preferred Health Systems Wichita Open/4	
Career Largest Paycheck/Finish:	
\$45,900—2002 Lake Erie Charity Classic at Peek 'n Peak Resort/2	
MISC. PGA TOUR STATISTICS	
Career Low Round/Round:	
65—2001 Invenys Classic at Las Vegas/2	
Career Largest Paycheck/Finish:	
\$48,000—2001 Touchstone Energy Tucson Open/T15	



STEVE HASKINS

EXEMPT STATUS: 51st on the 2003 Nationwide Tour money list
HEIGHT: 6-2
BIRTHDATE: November 13, 1958
RESIDENCE: El Paso, TX; plays out of Coronado CC
EDUCATION: New Mexico State University (1981, Finance)
TURNED PROFESSIONAL: 1984

WEIGHT: 185
BIRTHPLACE: Groom, TX
FAMILY: Wife, Carmen; John Paul (10/28/89), Cameron (4/29/93)
SPECIAL INTERESTS: Swimming, politics

NATIONWIDE TOUR VICTORIES (1): 1991 New England Classic. 2001 Ozarks Open (unofficial).

BEST 2003 NATIONWIDE TOUR FINISH: 2—Rheem Classic.

BEST PGA TOUR CAREER FINISH: T38—1990 Phoenix Open.

PROFESSIONAL CAREER: Member of the Nationwide Tour each year except 1997...Is the Nationwide Tour career leader in starts (333) and cuts made (182). Ranks No. 3 on the career money list and has finished 55th or better on the money list eight times in his career...Made the cut in 16 of 26 events on the 2003 Nationwide Tour. Wrapped up the season at No. 51 on the money list, with \$94,911. Cracked the top 10 once, with a T2 at the Rheem Classic. Stellar rounds of 69-70-63-70 moved him to 8-under-par 272, and a subsequent playoff loss to Zach Johnson. Earned a season-best \$51,300 with the runner-

up finish...Finished No. 52 on the 2002 Nationwide Tour final money list, with \$91,444 and seven top-25 finishes. Best showing was a T5 at the Hershey Open, followed by T6 at the Northeast Pennsylvania Classic and T7s at the Dayton Open and the State Farm Open. Shot rounds of 74-77 to miss the cut at the U.S. Open at Bethpage in his only appearance on the 2002 PGA TOUR...Enjoyed his best financial year on Tour in 2001, with \$153,739. Made the cut in 14 of 25 events, with four top-10 finishes. Earned unofficial title at the rain-shortened Ozarks Open. Posted a second-round 65 to get to 13-under par and waited as the rest of the field failed to catch him Sunday. Did not pick up a club Sunday as tournament officials reduced the event to 36 holes. Credited with an Unofficial Win because players did not complete 54 holes, but the money earned was Official...Finished T2 at the 2000 Boise Open, six strokes behind Tim Clark. The week prior, finished T6 at the Tri-Cities Open, his only two top-10s in 2000. Those finishes helped him win September Player of the Month honors...Was one shot off the lead after 54 holes at the 1999

Steve Haskins (cont.)

Carolina Classic and finished T2, one stroke behind Vance Veazey...Finished T6, three shots behind Glen Hnatiuk at the 1999 Tri-Cities Open...Was tied for second after 36 holes at the 1999 Greensboro Open, four shots back of leader Garrett Willis, and ended T9...Winner of the 1991 New England Classic...Two-time winner of the New Mexico Open...Winner of the 1989 Bogey Hills Invitational.

PERSONAL: Father, Don, who retired as basketball coach at University of Texas-El Paso after the 1999 season, won more than 700 games in his career. Coached team, then known as Texas Western, to title in 1966 NCAA Championship.

NATIONWIDE TOUR CAREER SUMMARY										PLAYOFF RECORD: 0-1	
Year	Events Played	Cuts Made	1st	2nd	3rd	Top 10	Top 25	Earnings	Rank		
1990	28	22			1	8	11	\$43,114	14		
1991	28	22	1			10	16	56,170	10		
1992	24	4			1	1	1	10,360	106		
1993	28	15		1	1	4	7	49,782	33		
1994	25	17				1	8	24,672	58		
1995	15	7					2	6,661	144		
1996	27	10			1	3	6	35,320	57		
1997	5										
1998	25	10					3	18,010	98		
1999	25	17		1		4	7	66,211	38		
2000	27	12		1		2	8	102,049	52		
2001	25	14	1			4	6	153,739	19		
2002	25	16				4	7	91,444	52		
2003	26	16		1		1	5	94,911	51		
Total	333	182	2	4	4	42	87	752,441			

PGA TOUR CAREER SUMMARY										PLAYOFF RECORD: 0-0	
Year	Events Played	Cuts Made	1st	2nd	3rd	Top 10	Top 25	Earnings	Rank		
1988	3										
1989	5	1						\$1,248	286		
1990	3	2						5,400	246		
1995	1										
2002	1										
Total	13	3						6,648			
COMBINED ALL-TIME MONEY (3 TOURS):									\$759,089		

PGA TOUR TOP TOURNAMENT SUMMARY																		
Year	88	89	90	91	92	93	94	95	96	97	98	99	00					
U.S. Open		CUT																
Year	01	02																
U.S. Open		CUT																

PLAYER STATISTICS									
2003 NATIONWIDE TOUR STATISTICS									
Scoring Average	70.90	(64)							
Driving Distance	276.3	(133)							
Driving Accuracy Percentage	71.5%	(9)							
Total Driving	142	(68)							
Greens in Regulation Pct.	65.8%	(92)							
Putting Average	1.789	(94)							
Sand Save Percentage	50.5%	(50)							
Eagles (Holes per)	177.8	(81)							
Birdie Average	3.49	(93)							
All-Around Ranking	616	(79)							
Scoring Avg Before Cut	70.67	(51)							
Scoring Avg 3rd Rnd	70.80	(73)							
Scoring Avg Final Rnd	71.73	(93)							
Birdie Conversion %	27.5%	(120)							
Par Breakers	20.0%	(94)							

MISC. NATIONWIDE TOUR STATISTICS

2003 Low Round/Round:

63—Rheem Classic/3

Career Low Round/Round:

62—2001 Inland Empire Open/1

Career Largest Paycheck/Finish:

\$81,000—2001 Ozarks Open/1

MISC. PGA TOUR STATISTICS

Career Low Round/Round:

65—2 times, most recent 1990 Bank of Boston Classic/2

Career Largest Paycheck/Finish:

\$3,600—1990 Phoenix Open/T38



BOB HEINTZ

EXEMPT STATUS: 44th on the 2003 Nationwide Tour money list

HEIGHT: 6-0

BIRTHDATE: May 1, 1970

RESIDENCE: Palm Harbor, FL

EDUCATION: Yale University (1992, Economics)

TURNED PROFESSIONAL: 1992

WEIGHT: 210

BIRTHPLACE: Syosset, NY

FAMILY: Wife, Nancy; Eryn (5/20/96), Phillip John (6/8/99),

Daniel Robert (3/28/02)

SPECIAL INTERESTS: Family, reading, travel, collecting chess sets

NATIONWIDE TOUR VICTORIES (2): 1999 Shreveport Open, Tour Championship.

BEST 2003 NATIONWIDE TOUR FINISHES: T2—Lake Erie Charity Classic at Peek 'n Peak Resort; T9—First Tee Arkansas Classic.

BEST PGA TOUR CAREER FINISH: T10—2000 B.C. Open.

PROFESSIONAL CAREER: Member of Nationwide Tour in 1994, 1999, 2001 and 2003. Member of PGA TOUR in 2000 and 2002...Made the cut in 17 of 25 Nationwide Tour events in 2003, with two top-10 and seven top-25 finishes. His efforts landed him No. 44 on the final money list, with \$104,903. Best tournament showing was a T2 at the Lake Erie Charity Classic, where a 12-under-par 276 total left him one shot behind tournament winner Guy Boros. Garnered a season-best \$39,600 for his efforts. Led the Tour in Putts Per Round with a 27.67 average...Finished No. 192 on the 2002 PGA TOUR final money list, with \$127,346. Made the cut in six of 28 tournaments. Finished T25 at the Touchstone Energy Tucson Open. Snapped a streak of 17 missed cuts with a T14 finish at the season-ending Southern Farm Bureau Classic for his only other T25 finish. Led PGA TOUR in Putting in 2002, with a record 1.682 mark. Finished T48 at the SAS Carolina Classic in his only appearance on the 2002 Nationwide Tour...Recorded one top-10 during his rookie campaign on the 2000 PGA TOUR, a T10 at the B.C. Open. His best round of the year, a 65, came in the second round of that event...Set PGA TOUR record in Putting category in 2002, with 1.682 mark. Was second on Nationwide Tour last year, with 1.708 average. A two-time winner on the 1999 Nationwide Tour, who played his best on difficult golf courses. Earned his first win at the Shreveport Open, winning by one over Joel Edwards and Craig Bowden. Earned \$40,500 for his win at Shreveport to jump from No. 105 to No. 7 on the money list. Shared the second- and third-round leads the following week at the South Carolina Classic. Fired a final-round 72 in Florence to finish second, missing a possible playoff by one stroke. Named Player of the Month for April. Was the 54-hole leader at the rain-plagued Omaha Classic in August, but a final-round 74 dropped him to a T11. Shared

the lead every day at the Tour Championship. Canned a 12-foot birdie putt on the 72nd hole to force a playoff with Marco Dawson. Used a birdie on the same hole to defeat Dawson on the first playoff hole and collect a record \$72,000, moving him from No. 16 to No. 6 on the final money list. His victory propelled him to October Player of the Month honors. Had a hole-in-one in the final round of the Dominion Open...Medalist at the 1999 U.S. Open sectional qualifier in Atlanta...Fired rounds of 73-77 at Pinehurst and missed the cut by three strokes...Made one cut in 13 events, the Wichita Open, during his first season on the Nationwide Tour...Rookie of the Year on the 1998 Hooters Tour, finishing No. 2 on that Tour's money list with \$101,221...Won the 1998 Decatur Championship on the first playoff hole by making a 60-foot birdie putt.

AMATEUR CAREER: Three-time Ivy League champion at Yale University. Academic All-American in 1992...Second-team all-county basketball selection in high school.

PERSONAL: Served as a financial analyst with Raymond James Financial in St. Petersburg, FL, from January 1996 through March 1997.

NATIONWIDE TOUR CAREER SUMMARY										PLAYOFF RECORD: 1-0	
Year	Events Played	Cuts Made	1st	2nd	3rd	Top 10	Top 25	Earnings	Rank		
1992	1										
1993	1										
1994	10	1					1	\$1,750	195		
1995	1										
1997	1										
1999	23	18	2	1		4	12	180,222	6		
2001	25	16				1	5	60,272	69		
2002	1	1						1,586	284		
2003	25	17		1		2	7	104,903	44		
Total	88	53	2	2		7	25	348,733			

Bob Heintz (cont.)

PGA TOUR CAREER SUMMARY						PLAYOFF RECORD: 0-0			
Year	Events Played	Cuts Made	1st	2nd	3rd	Top 10	Top 25	Earnings	Rank
1999	1								
2000	34	9				1	2	\$127,412	184
2002	28	6					2	127,346	192
Total	63	15				1	4	254,758	
COMBINED ALL-TIME MONEY (3 TOURS):								\$603,491	

PGA TOUR TOP TOURNAMENT SUMMARY									
Year	99								
U.S. Open	CUT								

PLAYER STATISTICS		
2003 NATIONWIDE TOUR STATISTICS		
Scoring Average	70.40	(28)
Driving Distance	297.2	(48)
Driving Accuracy Percentage	51.1%	(146)
Total Driving	194	(126)
Greens in Regulation Pct.	62.2%	(134)
Putting Average	1.708	(2)
Sand Save Percentage	53.4%	(31)
Eagles (Holes per)	137.5	(51)
Birdie Average	4.01	(30)
All-Around Ranking	470	(45)
Scoring Avg Before Cut	70.44	(36)
Scoring Avg 3rd Rnd	70.65	(64)
Scoring Avg Final Rnd	70.06	(23)
Birdie Conversion %	35.2%	(9)
Par Breakers	23.0%	(29)

MISC. NATIONWIDE TOUR STATISTICS	
2003 Low Round/Round:	
64—SAS Carolina Classic/1	
Career Low Round/Round:	
64—2003 SAS Carolina Classic/1	
Career Largest Paycheck/Finish:	
\$72,000—1999 Tour Championship/1	

MISC. PGA TOUR STATISTICS	
Career Low Round/Round:	
65—3 times, most recent 2002 Buick Classic/1	
Career Largest Paycheck/Finish:	
\$46,000—2000 B.C. Open/T10	



BRIAN HENNINGER

EXEMPT STATUS: 2nd Nationwide Tour Qualifier at the 2003 PGA TOUR Qualifying Tournament

HEIGHT: 5-8

BIRTHDATE: October 19, 1962

RESIDENCE: Portland, OR; plays out of Oregon GC (West Linn, OR)

EDUCATION: University of Southern California (1987, Psychology)

TURNED PROFESSIONAL: 1987

WEIGHT: 155

BIRTHPLACE: Sacramento, CA

FAMILY: Wife, Catherine; Carlin (6/10/93), Hunter (11/18/95)

NATIONWIDE TOUR VICTORIES (3): 1992 South Texas Open, Macon Open, Knoxville Open.

BEST 2003 NATIONWIDE TOUR FINISH: T26—First Tee Arkansas Classic.

PGA TOUR VICTORIES (2): 1994 Deposit Guaranty Golf Classic. 1999 Southern Farm Bureau Classic.

BEST 2003 PGA TOUR FINISHES: T18—B.C. Open; T19—Southern Farm Bureau Classic.

PROFESSIONAL CAREER: Missed regaining his full PGA TOUR privileges for the first time since 2001 by one stroke at the 2003 Qualifying Tournament. Played in 17 TOUR events in 2003, with two top-25s and a season best T18 at the B.C. Open...His T3 finish at the 2002 B.C. Open was first top-10 since T4 at the 2000 Reno-Tahoe Open and best finish since T3 finish at the 1999 John Deere Classic. Carded final-round 65 to jump from 20th into the top 10, two strokes behind champion Spike McRoy...In 2001, failed to finish in the top 125 for first time since 1996 and didn't post a top-10 for the first time in his career...Best finish in 2000 came at the Reno-Tahoe Open, where a second-round, 9-under-par 63 tied the Montreux G&CC course record...Collected second career PGA TOUR victory and second victory at Annandale GC in his final official event of 1999. Three-stroke victory over Chris DiMarco at Southern Farm Bureau Classic marked second time in five years he has won in Mississippi. Each of his wins has been over less than 72 holes. The 1999 tournament was reduced to 54 holes because of the Payne Stewart memorial service and rain that a forced Monday finish...First TOUR victory came at rain-plagued 1994 Deposit Guaranty Golf Classic. After rain forced cancellation of Sunday's final round,

PLAYER STATISTICS	
2003 NATIONWIDE TOUR STATISTICS	
Scoring Average -----	71.13 (N/A)
Driving Distance -----	281.8 (N/A)
Driving Accuracy Percentage -----	71.2% (N/A)
Total Driving -----	1,998 (N/A)
Greens in Regulation Pct. -----	72.2% (N/A)
Putting Average -----	1.798 (N/A)
Sand Save Percentage -----	80.0% (N/A)
Birdie Average -----	3.38 (N/A)
Scoring Avg Before Cut -----	69.50 (N/A)
Scoring Avg 3rd Rnd -----	71.50 (N/A)
Scoring Avg Final Rnd -----	74.00 (N/A)
Birdie Conversion % -----	26.0% (N/A)
Par Breakers -----	18.8% (N/A)
MISC. NATIONWIDE TOUR STATISTICS	
2003 Low Round/Round:	
68 —BMW Charity Pro-Am at The Cliffs/2	
Career Low Round/Round:	
63 —1992 Knoxville Open/3	
Career Largest Paycheck/Finish:	
\$30,000 —1992 Knoxville Open/1	
MISC. PGA TOUR STATISTICS	
2003 Low Round/Round:	
64 —Greater Hartford Open/2	
Career Low Round/Round:	
63 —5 times, most recent 2000 Reno-Tahoe Open/2	
Career Largest Paycheck/Finish:	
\$360,000 —1999 Southern Farm Bureau Classic/1	

birdied first playoff hole for victory...Playing in his first Masters in 1995, shared 54-hole lead with Ben Crenshaw before closing 76 left him T10...First joined PGA TOUR in 1993 after finishing second on 1992 Nationwide Tour money list, with victories at South Texas Open, Macon Open and Knoxville Open. Also a member of the Nationwide Tour in 1991...Leading money-winner on 1989 Golden State Tour.

AMATEUR CAREER: Outstanding prep tennis player who switched to golf as high school junior. Twice reached semifinals of state high school tennis tournament. Made University of Southern California golf team as a walk-on.

NATIONWIDE TOUR CAREER SUMMARY										PLAYOFF RECORD: 0-0	
Year	Events Played	Cuts Made	1st	2nd	3rd	Top 10	Top 25	Earnings	Rank		
1990	2	2					1	\$2,325	158		
1991	27	10					5	10,878	89		
1992	28	15	3		1	7	11	128,301	2		
1994	4	2			1	1	1	23,905	59		
2002	1										
2003	2	2						5,252	226		
Total	64	31	3	1	1	8	18	170,660			

PGA TOUR CAREER SUMMARY										PLAYOFF RECORD: 1-0	
Year	Events Played	Cuts Made	1st	2nd	3rd	Top 10	Top 25	Earnings	Rank		
1993	30	16				1	3	\$112,811	130		
1994	21	16	1	1		2	2	294,075	63		
1995	28	11				2	3	166,730	114		
1996	28	15				1	5	135,680	142		
1997	25	15		1		3	6	329,864	71		
1998	29	19				2	5	256,714	114		
1999	29	19	1		1	4	6	774,486	55		
2000	29	16				2	6	527,741	91		
2001	29	10					2	160,814	184		
2002	20	12			1	1	3	281,614	158		
2003	17	12					2	166,003	184		
Total	285	161	2	2	2	18	43	3,206,531			

COMBINED ALL-TIME MONEY (3 TOURS):

\$3,377,191

PGA TOUR TOP TOURNAMENT SUMMARY										
Year	94	95	96	97	98	99	00	01	02	03
Masters										
U.S. Open										
PGA										
THE PLAYERS										



RYAN HIETALA

EXEMPT STATUS: 11th Nationwide Tour Qualifier at the 2003 PGA TOUR Qualifying Tournament

HEIGHT: 6-4

BIRTHDATE: November 8, 1973

RESIDENCE: Lafayette, LA; plays out of Le Triomphe CC (Broussard, LA)

EDUCATION: University of Texas-El Paso (1997, Criminal Justice)

TURNED PROFESSIONAL: 1997

WEIGHT: 230

BIRTHPLACE: Bellingham, WA

FAMILY: Single

SPECIAL INTERESTS: Music, sports, traveling

BEST NATIONWIDE TOUR CAREER FINISH: 4—1999 Permian Basin Open.

BEST 2003 NATIONWIDE TOUR FINISH: T48—SAS Carolina Classic.

PROFESSIONAL CAREER: Member of the Nationwide Tour in 1999 and 2003...Made the cut in just two of 17 appearances on the 2003 Nationwide Tour. Best finish was a T48 at the SAS Carolina Classic...As a rookie in 1999, finished No. 81 on the money list, with \$28,831. Finished fourth that year at the Permian Basin Open and T10 at the Oregon Classic for his only two top-10s during his career on the Nationwide Tour...Member of the

Canadian Tour in 1998. Member of the Tight Lies Tour from 1997-2001. Member of the Golden Bear Tour in 2002.

AMATEUR CAREER: Earned second-team All-America honors in 1995, preceded by honorable mention All-American honors in 1994 at the University of Texas-El Paso.

PERSONAL: Cites his biggest thrill in golf as qualifying for finals in 1998...Got his start in golf from his father...Likes to sing karaoke...Nickname is "Riddler"...Worked for six months in 2001 on an off-shore oil rig. Other non-golf related jobs include pizza delivery.

PLAYER STATISTICS

2003 NATIONWIDE TOUR STATISTICS

Scoring Average	73.05	(143)
Driving Distance	304.7	(18)
Driving Accuracy Percentage	54.0%	(140)
Total Driving	158	(91)
Greens in Regulation Pct.	64.1%	(112)
Putting Average	1.843	(144)
Sand Save Percentage	39.6%	(139)
Eagles (Holes per)	133.2	(46)
Birdie Average	2.95	(142)
All-Around Ranking	884	(139)
Scoring Avg Before Cut	73.09	(144)
Scoring Avg 3rd Rnd	72.50	(133)

Scoring Avg Final Rnd	73.00	(134)
Birdie Conversion %	25.8%	(136)
Par Breakers	17.1%	(140)

MISC. NATIONWIDE TOUR STATISTICS

2003 Low Round/Round:

68—SAS Carolina Classic/4

Career Low Round/Round:

66—1999 Omaha Classic/2

Career Largest Paycheck/Finish:

\$14,063—1999 Permian Basin Open/4

NATIONWIDE TOUR CAREER SUMMARY

PLAYOFF RECORD: 0-0

Year	Events Played	Cuts Made	1st	2nd	3rd	Top 10	Top 25	Earnings	Rank
1999	28	14				2	4	\$28,831	81
2000	5	2						5,164	200
2001	1	1						1,508	270
2003	17	2						2,860	272
Total	51	19				2	4	38,362	



BRADLEY HUGHES

EXEMPT STATUS: 29th Nationwide Tour Qualifier at the 2003 PGA TOUR Qualifying Tournament

HEIGHT: 5-9

BIRTHDATE: February 10, 1967

RESIDENCE: Farmington, CT

WEIGHT: 200

BIRTHPLACE: Melbourne, Australia

FAMILY: Wife, Laura; Madison (2/19/96), Evan (11/23/98), Nathan (10/8/01), Brennan (10/8/01), Georgia (7/7/03)

SPECIAL INTERESTS: Computers

TURNED PROFESSIONAL: 1988

BEST NATIONWIDE TOUR CAREER FINISH: T15—2003 Clearwater Classic.

BEST 2003 NATIONWIDE TOUR FINISHES: T15—Clearwater Classic; T20—Miccosukee Championship; T24—Gila River Classic at Wild Horse Pass Resort.

BEST PGA TOUR CAREER FINISH: T2—1998 CVS Charity Classic, 1999 Kemper Open.

PROFESSIONAL CAREER: Member of the Nationwide Tour in 2003 and the PGA TOUR from 1997-2002...Made the cut in five of 20 events on the 2003 Nationwide Tour. Posted three top-25s, with T15 at the Clearwater Classic his best showing...Finished No. 203 on the 2002 Nationwide Tour, with \$6,264. Only played in six tournaments, making the cut in four. Best showing was a T36 at the Louisiana Open, where he tallied four rounds in red numbers (71-66-71-68) to finish at 12-under-par 276. Rounded out his season with his second-best tournament, a T48 at the weather-shortened Hibernia Southern Open...Minimal Nationwide Tour experience prior to 2002. Finished T22 at the 1998 Louisiana Open in his only made cut in two appearances. Was T31 at the Alabama Classic, his only made cut in four appearances on the 1995 Nationwide Tour...Missed full PGA TOUR privileges for 2002 by \$94, finishing No. 126 on the 2001 PGA TOUR money list. Earned \$406,258 in 33 events, the third consecutive year with PGA TOUR earnings in excess of \$400,000. Recorded two top-10s in 2001, including T3 at the Kemper Insurance Open. Second-round 63 at Kemper tied career low on the PGA TOUR. Other top-10 came at the John Deere Classic, a T10...Two career runner-up finishes, at the 1999 Kemper Insurance Open and 1998 CVS Charity Classic...Won third tournament as a professional—the 1988 Western Australia Open...Shot 10-under-par 62 in his first round on European Tour (1989 Benson and Hedges International)...Winner of 1987 and 1988 Victoria Amateurs, 1998 New Zealand Amateur, 1990 South Australian PGA, 1993 Microsoft Australian Masters, 1996 Australian Players Championship...Australian Tour Rookie of the Year in 1988, when he finished 31st on money list...Member of International Team in 1994 Presidents Cup competition, replacing an ill Greg Norman. Compiled a 1-3 overall record...Member of Australia's 1996 and 1997 World Cup team.

AMATEUR CAREER: Played in the 1982 Victorian Open as a 14-year old amateur.

PERSONAL: Signed with Melbourne Football Club to play Australian Rules Football...Played at least one event on every major tour in rookie year...Shares same birthday as Greg Norman, but is 12 years younger...Worked as a clerk on the waterfront docks in Melbourne before turning pro.

NATIONWIDE TOUR CAREER SUMMARY

PLAYOFF RECORD: 0-0

Year	Events Played	Cuts Made	1st	2nd	3rd	Top 10	Top 25	Earnings	Rank
1995	4	1						\$1,160	226
1998	2	1					1	2,700	191
2002	6	4						6,264	203
2003	20	5					3	21,722	139
Total	32	11					4	31,846	

PGA TOUR CAREER SUMMARY

PLAYOFF RECORD: 0-0

Year	Events Played	Cuts Made	1st	2nd	3rd	Top 10	Top 25	Earnings	Rank
1989	1								
1993	2	1					1	\$28,125	200
1994	7	5					1	29,891	212
1995	6	1						7,146	281
1996	5	3				2	2	74,420	182
1997	27	12				1	3	142,793	142
1998	23	10		1		3	4	370,767	80
1999	31	18		1		2	5	471,321	83
2000	33	13				3	5	469,590	103
2001	33	14			1	2	3	406,258	126
2002	22	8						85,450	205
2003	2								
Total	192	85		2	1	13	24	2,085,761	

COMBINED ALL-TIME MONEY (3 TOURS):

\$2,117,607

Bradley Hughes (cont.)

PGA TOUR TOP TOURNAMENT SUMMARY

Year	94	95	96	97	98	99	00	01
Masters					CUT			
U.S. Open	T39	T45		T16		CUT		
British Open		CUT	T44			T49		
PGA						CUT		
THE PLAYERS						T62	CUT	CUT

PLAYER STATISTICS

2003 NATIONWIDE TOUR STATISTICS

Scoring Average	71.76	(119)
Driving Distance	288.7	(99)
Driving Accuracy Percentage	67.4%	(35)
Total Driving	134	(54)
Greens in Regulation Pct.	68.8%	(29)
Putting Average	1.821	(131)
Sand Save Percentage	46.4%	(89)
Eagles (Holes per)	276.0	(122)
Birdie Average	3.39	(115)
All-Around Ranking	739	(111)
Scoring Avg Before Cut	72.19	(130)
Scoring Avg 3rd Rnd	70.80	(73)
Scoring Avg Final Rnd	69.60	(12)
Birdie Conversion %	26.9%	(128)
Par Breakers	19.2%	(113)

MISC. NATIONWIDE TOUR STATISTICS

2003 Low Round/Round:

66—2 times, most recent Preferred Health Systems Wichita Open/1

Career Low Round/Round:

66—3 times, most recent 2003 Preferred Health Systems Wichita Open/1

Career Largest Paycheck/Finish:

\$7,371—2003 Clearwater Classic/T15

MISC. PGA TOUR STATISTICS

2003 Low Round/Round:

70—Greater Hartford Open/1

Career Low Round/Round:

63—2 times, most recent 2001 Kemper Insurance Open/2

Career Largest Paycheck/Finish:

\$220,000—1999 Kemper Open/T2



RYUJI IMADA

EXEMPT STATUS: 37th on the 2003 Nationwide Tour money list

HEIGHT: 5-8

BIRTHDATE: October 19, 1976

RESIDENCE: Tampa, FL

EDUCATION: University of Georgia

TURNED PROFESSIONAL: 1999

WEIGHT: 150

BIRTHPLACE: Mihara, Japan

FAMILY: Single

NATIONWIDE TOUR VICTORIES (1): 2000 Virginia Beach Open.

BEST 2003 NATIONWIDE TOUR FINISHES: T3—Northeast Pennsylvania Classic; T5—Monterey Peninsula Classic; T6—Oregon Classic, Mark Christopher Charity Classic; T10—Permian Basin Charity Golf Classic.

BEST PGA TOUR CAREER FINISH: T74—2003 BellSouth Classic.

BEST 2003 PGA TOUR FINISH: T74—BellSouth Classic.

PROFESSIONAL CAREER: Member of the Nationwide Tour in 2000-03...Made the cut in 16 of 24 events on the 2003 Nationwide Tour. Finished the season No. 37 on the money list, with \$127,861. Finished third at the Northeast Pennsylvania Classic, four shots behind champion Blaine McCallister for his best finish of the year. Other top-10s came at the Monterey Peninsula Classic (T5), Oregon Classic (T6), Mark Christopher Charity Classic (T6) and the Permian Basin Charity Golf Classic (T10). Was fifth on Tour in Putts Per Round (28.37)...Made the cut in eight of 20 tournaments on the 2002 Nationwide Tour. Finished No. 105 on the money list, with his best finish a T9 at the Oregon Classic...Made the cut in 14 of 24 events in 2001, with two runner-up finishes. Posted a tournament-record 64 in the second round of the Carolina Classic and fired final-round 69 to finish two strokes back of winner John Maginnes. Finished fifth at the Richmond Open two weeks later. Was 20-under through 54 holes of the Greater Cleveland Open. Held a three-stroke lead heading into the final round but managed just an even-par 72 and wound up second, one stroke behind Heath Slocum...Enjoyed solid rookie season in 2000, making the cut in 12 of 25 events. Began the Virginia Beach Open in a T8, three strokes behind leader Roger Rowland. Moved into tie for the lead with Mike Heinen and David Berganio, Jr. after second round and was one stroke behind leader Todd Demsey after 54 holes. Defeated Demsey by five strokes to become first rookie winner of the season and one of 19 first-time winners. One of seven international winners in 2000. Was T42 after a 2-under 70 in the opening round of the Louisiana Open. Rounds of 70-69-67 led to a T4 finish, the first top-10 of his career. Week prior to his victory, finished T10 at the Richmond Open. His 29 on the back nine during third round of that tournament tied him with five others for second-best low nine in 2000...Had played in two Nationwide Tour and four PGA TOUR events prior to his rookie campaign...Final-round 76 at the 2000 PGA TOUR Qualifying Tournament left him three strokes short of earning his TOUR card.

AMATEUR CAREER: Left University of Georgia after his sophomore season. First-team All-American and All-SEC as a freshman in 1999. Helped lead the Bulldogs to their first national championship and finished runner-up to National Player of the Year Luke Donald in the individual competition. Won first collegiate title at Williams Intercollegiate in 1999. Had seven top-10 finishes during the 1998-99 collegiate season. Appeared as high as second in Golfweek/Titleist Men's Amateur Rankings...Reached match-play stage of 1998 U.S. Amateur but lost in first round...Has won six tournaments on major amateur circuit—1995 Porter Cup, 1996 Azalea Amateur, Dixie Amateur and Lakewood Invitational, 1997 Palatka Azalea Amateur and Southeastern Invitational...Finalist at 1997 U.S. Public Links...Excelled on junior level by twice being named to the AJGA All-American first team. 1995 Rolex Junior Player of the Year.

NATIONWIDE TOUR CAREER SUMMARY

PLAYOFF RECORD: 0-0

Year	Events Played	Cuts Made	1st	2nd	3rd	Top 10	Top 25	Earnings	Rank
1999	2								
2000	25	12	1			3	7	\$140,392	32
2001	25	14		2		3	8	151,711	20
2002	20	8				1	4	33,613	105
2003	24	16			1	5	8	127,861	37
Total	96	50	1	2	1	12	27	453,576	

PGA TOUR CAREER SUMMARY

PLAYOFF RECORD: 0-0

Year	Events Played	Cuts Made	1st	2nd	3rd	Top 10	Top 25	Earnings	Rank
1996A	1								
1999	3								
2000	1								
2001	1								
2003	1	1						\$7,600	
Total	7	1						7,600	

COMBINED ALL-TIME MONEY (3 TOURS):

\$461,176

PGA TOUR TOP TOURNAMENT SUMMARY

Year	00
U.S. Open	CUT

PLAYER STATISTICS

2003 NATIONWIDE TOUR STATISTICS

Scoring Average	70.18	(18)
Driving Distance	295.2	(67)
Driving Accuracy Percentage	60.1%	(107)
Total Driving	174	(111)
Greens in Regulation Pct.	66.5%	(82)
Putting Average	1.745	(21)
Sand Save Percentage	60.2%	(9)
Eagles (Holes per)	203.1	(95)
Birdie Average	3.99	(31)
All-Around Ranking	430	(36)
Scoring Avg Before Cut	70.11	(14)
Scoring Avg 3rd Rnd	70.31	(50)
Scoring Avg Final Rnd	70.25	(26)
Birdie Conversion %	31.9%	(33)
Par Breakers	22.6%	(38)

MISC. NATIONWIDE TOUR STATISTICS

2003 Low Round/Round:

65—3 times, most recent Preferred Health Systems Wichita Open/4

Career Low Round/Round:

64—3 times, most recent 2001 Greater Cleveland Open/2

Career Largest Paycheck/Finish:

\$72,000—2000 Virginia Beach Open/1

MISC. PGA TOUR STATISTICS

2003 Low Round/Round:

70—BellSouth Classic/2

Career Low Round/Round:

67—2 times, most recent 2001 Sony Open in Hawaii/2

Career Largest Paycheck/Finish:

\$7,600—2003 BellSouth Classic/T74



KEVIN JOHNSON

EXEMPT STATUS: 47th on the 2003 Nationwide Tour money list

HEIGHT: 6-0

BIRTHDATE: April 25, 1967

RESIDENCE: Palm Beach Gardens, FL; plays out of Bear Lakes CC (West Palm Beach, FL)

EDUCATION: Clemson University (1989, Economics and Marketing)

TURNED PROFESSIONAL: 1990

WEIGHT: 190

BIRTHPLACE: Plymouth, MA

FAMILY: Wife, Christa; Jordan Paige (7/17/00), Jade Alexandra (11/29/02)

SPECIAL INTERESTS: Boating, fishing

NATIONWIDE TOUR VICTORIES (3): 1997 Puget Sound Open. 1999 South Carolina Classic. 2000 Permian Basin Open.

BEST 2003 NATIONWIDE TOUR FINISHES: 3—Clearwater Classic; T9—SAS Carolina Classic.

BEST PGA TOUR CAREER FINISH: T11—2001 Bob Hope Chrysler Classic.

PROFESSIONAL CAREER: Member of Nationwide Tour in 1990, 1996-2000 and 2002-03. Member of the PGA TOUR in 2001...Made the cut in 15 of 27 events on the 2003 Nationwide Tour. Earned \$97,295 to land in the No. 47 spot on the final money list...Cracked the top-10 twice—finishing third at the Clearwater Classic and T9 at the SAS Carolina Classic. Other strong showings came at the Chattanooga Classic (T12) and the Permian Basin Charity Golf Classic (T16)...Finished No. 87 on the 2002 Nationwide Tour money list, with \$43,370. Made the cut in 12 of 21 tournaments, recording three top-25 finishes in the process. Best tournament was a T8 at the Price Cutter Charity Championship. Shot all four rounds below-par to finish 13-under-par 275. Other notable tournaments included T13 at the Hershey Open and T22 at the Louisiana Open. Finished T13 at the B.C. Open in his only appearance on the 2002 PGA TOUR...Made the cut in 14 of 32 PGA TOUR events in 2001, with his only top-25 finish coming at the Bob Hope Chrysler Classic. Posted a 23-under-par total to T11 and collect \$69,500. His fourth-round 65 was his best score of the year...Earned his PGA TOUR card by virtue of his T5 finish at the 2000 PGA TOUR Qualifying Tournament...Made the cut in 11 of 25 Nationwide Tour events in 2000, with four top-10 finishes. Opened the 2000 season with a third-place finish at the Florida Classic. Posted a pair of 64s to grab a four-stroke lead at the halfway point of the Permian Basin Open, establishing a 36-hole tournament record. Weekend scores of 70-70 gave him a three-stroke win and his third career title. Was T4 at the Boise Open two weeks later...Defeated Bob Heintz by one stroke to win the 1999 South Carolina Classic, his second career win. Had a one-stroke lead after 54 holes at the 1999 Mississippi Gulf Coast Open and finished third. Was two shots off the lead after 54 holes at the 1999 Greensboro Open after shooting a 65 in the third round...Knocked in three eagles in the final round of the 1999 Omaha Classic and two during the third round of the South Carolina Classic...Earned his first career Nationwide Tour victory at the 1997 Puget Sound Open in a playoff over Michael Clark and Steve Jurgensen. Victory was one of three 1997 top-10 finishes...Set course record with 62 in opening round of 1997 Permian Basin Open...Caddied for Nationwide Tour member Geoffrey Sisk at 1997 Qualifying Tournament...Winner of 1992 ICL tournament on Southern Africa Tour...Following 1995 Qualifying Tournament, broke right shoulder blade when thrown from horse during quail hunting trip.

AMATEUR CAREER: Member of 1989 United States Walker Cup team, which he says is his biggest thrill in golf...Winner of 1987 U.S. Amateur Public Links Championship...Member of 1988 U.S. World Amateur team...Three-time All-America selection at Clemson.

PERSONAL: Cites his father, Ken, as his hero...Member of high school varsity basketball team.

NATIONWIDE TOUR CAREER SUMMARY						PLAYOFF RECORD: 1-0			
Year	Events Played	Cuts Made	1st	2nd	3rd	Top 10	Top 25	Earnings	Rank
1990	9	5				2	4	\$7,172	100
1991	6	1				1	1	1,967	178
1994	3								
1996	24	11				2	5	24,754	74
1997	22	12	1			3	7	56,935	37
1998	27	13				2	7	36,881	62
1999	28	17	1		1	6	11	115,247	16
2000	25	11	1		1	4	7	158,219	19
2002	21	12				1	3	43,370	87
2003	27	15			1	2	4	97,295	47
Total	192	97	3		3	23	49	541,839	

PGA TOUR CAREER SUMMARY						PLAYOFF RECORD: 0-0			
Year	Events Played	Cuts Made	1st	2nd	3rd	Top 10	Top 25	Earnings	Rank
1989A	1								
1990	1								
1992	2	1						\$2,050	304
1993	1								
1996	1								
2000	1								
2001	32	14					1	205,242	171
2002	1	1					1	37,100	
Total	40	16					2	244,392	

COMBINED ALL-TIME MONEY (3 TOURS):

\$786,231

PGA TOUR TOP TOURNAMENT SUMMARY		
Year	00	01
U.S. Open	CUT	CUT

PLAYER STATISTICS		
2003 NATIONWIDE TOUR STATISTICS		
Scoring Average	71.04	(78)
Driving Distance	291.2	(83)
Driving Accuracy Percentage	58.4%	(120)
Total Driving	203	(133)
Greens in Regulation Pct.	65.3%	(101)
Putting Average	1.770	(54)
Sand Save Percentage	55.0%	(25)
Eagles (Holes per)	149.4	(64)
Birdie Average	3.43	(106)
All-Around Ranking	631	(82)
Scoring Avg Before Cut	71.04	(79)
Scoring Avg 3rd Rnd	70.27	(47)
Scoring Avg Final Rnd	71.80	(98)
Birdie Conversion %	28.7%	(93)
Par Breakers	19.7%	(105)

MISC. NATIONWIDE TOUR STATISTICS

2003 Low Round/Round:
64—SAS Carolina Classic/1
Career Low Round/Round:
62—1997 Permian Basin Open/1
Career Largest Paycheck/Finish:
\$72,000—2000 Permian Basin Open/1

MISC. PGA TOUR STATISTICS

Career Low Round/Round:
65—2001 Bob Hope Chrysler Classic/4
Career Largest Paycheck/Finish:
\$69,500—2001 Bob Hope Chrysler Classic/T11



PETE JORDAN

EXEMPT STATUS: Former Fully Exempt PGA TOUR member

HEIGHT: 5-11

BIRTHDATE: June 10, 1964

RESIDENCE: Valrico, FL

EDUCATION: Texas Christian University

TURNED PROFESSIONAL: 1986

WEIGHT: 180

BIRTHPLACE: Elmhurst, IL

FAMILY: Wife, Kelly; Ryan (11/26/91), Peyton Ashley (7/14/94), Max Hunter (2/24/98)

SPECIAL INTERESTS: Sports, music

BEST NATIONWIDE TOUR CAREER FINISHES: 2—1992 Fresno Open, T2—1991 Wichita Charity Classic, 1992 Permian Basin Open, 1993 New England Classic.

BEST 2003 NATIONWIDE TOUR FINISH: T12—Clearwater Classic.

BEST PGA TOUR CAREER FINISH: 2—1996 B.C. Open.

BEST 2003 PGA TOUR FINISHES: T54—B.C. Open.

PROFESSIONAL CAREER: Member of the Nationwide Tour from 1991-93 and 2003. Member of the PGA TOUR from 1994-2002...Made the cut in five of 18 appearances on the 2003 Nationwide Tour. His T12 at the Clearwater Classic was his sole top-25 finish of the season...Finished No. 198 on the 2002 PGA TOUR money list, with \$101,330. Made

Pete Jordan (cont.)

the cut in nine of 30 tournaments. Failed to crack the top 25 during the season. Best finish was a T28 at the Bell Canadian Open...Ironman made 16 cuts and two top-25s in 36 starts in 2001. His 36 events tied Neal Lancaster for most starts. Earnings of \$386,088 (130th on money list) were second-most of his career. Top finish was third at the John Deere Classic, two strokes behind champion David Gossett. Finish was worth \$190,400, the largest paycheck of his career...Enjoyed most lucrative year of his PGA TOUR career in 2000, with \$464,480 in earnings...In 1999, posted his only top-10 finishes of the year during an impressive two-week period—a T5 at the John Deere Classic and T6 at Canon Greater Hartford Open...Finished 135th on the money list in 1999, and then was 15th at PGA TOUR Qualifying Tournament to earn status for the 2000 season...Lost his card in 1998 after finishing 147th on the final money list but was fifth at the PGA TOUR Qualifying Tournament to return to the TOUR in 1999...Only appearance on the 1998 Nationwide Tour was a T4 at the Lakeland Classic...Best chance for victory came during rainy week at 1996 B.C. Open. Held two-stroke advantage after two rounds and shared 54-hole lead with Fred Funk. After heavy rain washed out final round, lost to Funk on first hole of play-off...First joined PGA TOUR in 1994 after finishing T4 at 1993 PGA TOUR Qualifying Tournament...Spent three years on Nationwide Tour (1991-1993) in which he recorded four second-place finishes—1991 Wichita Charity Classic, 1992 Permian Basin Open, 1992 Fresno Open and 1993 New England Classic.

AMATEUR CAREER: All-America selection at Texas Christian in 1986...All-Southwest Conference in 1985 and 1986.

NATIONWIDE TOUR CAREER SUMMARY										PLAYOFF RECORD: 0-0	
Year	Events Played	Cuts Made	1st	2nd	3rd	Top 10	Top 25	Earnings	Rank		
1990	2	1						\$592	267		
1991	28	17		1		3	8	31,217	38		
1992	29	15		2		3	8	48,701	26		
1993	29	20		1		4	11	48,774	35		
1994	2	1					1	1,403	204		
1995	4	2					2	6,703	143		
1996	1	1				1	1	7,500	138		
1998	1	1				1	1	12,000	115		
2003	18	5					1	20,775	143		
Total	114	63		4		12	33	177,664			

PGA TOUR CAREER SUMMARY

PLAYOFF RECORD: 0-1

Year	Events Played	Cuts Made	1st	2nd	3rd	Top 10	Top 25	Earnings	Rank
1985A	1								
1988	1								
1990	1	1						\$2,034	278
1993	1	1						5,405	269
1994	29	13				1	2	128,960	132
1995	18	12			1	1	6	143,936	134
1996	26	10		1		1	4	191,240	110
1997	33	18				1	6	209,020	110
1998	34	12					3	175,807	147
1999	30	14				2	5	295,419	135
2000	31	19				2	6	464,480	107
2001	36	16			1	1	2	386,088	130
2002	30	9						101,330	198
2003	1	1						6,720	
Total	272	126		1	2	9	34	2,110,439	

COMBINED ALL-TIME MONEY (3 TOURS):

\$2,288,103

PGA TOUR TOP TOURNAMENT SUMMARY

Year	93	94	95	96	97	98	99	00	01	02
U.S. Open	T72		T21	T27		CUT			CUT	CUT
PGA					T76					
THE PLAYERS					T37	CUT			CUT	

PLAYER STATISTICS

2003 NATIONWIDE TOUR STATISTICS		
Scoring Average	71.98	(125)
Driving Distance	268.5	(145)
Driving Accuracy Percentage	68.9%	(22)
Total Driving	167	(100)
Greens in Regulation Pct.	62.7%	(127)
Putting Average	1.801	(111)
Sand Save Percentage	50.0%	(52)
Eagles (Holes per)	810.0	(143)
Birdie Average	3.24	(127)
All-Around Ranking	852	(132)
Scoring Avg Before Cut	71.74	(115)
Scoring Avg 3rd Rnd	73.00	(139)
Scoring Avg Final Rnd	72.60	(128)
Birdie Conversion %	28.0%	(113)
Par Breakers	18.1%	(131)

MISC. NATIONWIDE TOUR STATISTICS

2003 Low Round/Round:
66—Permian Basin Charity Golf Classic/1
Career Low Round/Round:
62—1991 Wichita Charity Classic/3
Career Largest Paycheck/Finish:
\$17,250—1992 Fresno Open/2

MISC. PGA TOUR STATISTICS

2003 Low Round/Round:
67—B.C. Open/1
Career Low Round/Round:
63—2 times, most recent 1999 FedEx St. Jude Classic/4
Career Largest Paycheck/Finish:
\$190,400—2001 John Deere Classic/3



WOOK-SOON KANG

EXEMPT STATUS: 3rd Nationwide Tour Qualifier at the 2003 PGA TOUR Qualifying Tournament

HEIGHT: 5-10

BIRTHDATE: June 2, 1966

RESIDENCE: Seoul, South Korea

TURNED PROFESSIONAL: 1988

WEIGHT: 160

BIRTHPLACE: Seoul, South Korea

FAMILY: Married; one child

PROFESSIONAL CAREER: Became the first player to claim two Order of Merit titles on the Asian Tour...Became the first player on the Asian Tour to win in successive weeks, doing so at the 1998 Hong Kong Open and the Omega PGA Championship...Also the first player break the (U.S.) \$500,000 mark in career earnings...Holds the record for most wins

on the Asian Tour, with seven...His winning score of 24-under-par at the 2001 Thailand Open is the fourth-lowest in Asian Tour history...Lost in a seven-hole playoff to Charlie Wi at the 2001 SK Telecom Open, the longest playoff in Asian Tour history...His seven runner-up finishes is second on the all-time list.



JEFF KLAUK

EXEMPT STATUS: 2003 Tournament winner
HEIGHT: 6-0
BIRTHDATE: November 28, 1977
RESIDENCE: Jacksonville, FL; plays out of
 TPC at Sawgrass (Ponte Vedra Beach, FL)
TURNED PROFESSIONAL: 2000

WEIGHT: 185
BIRTHPLACE: Boynton Beach, FL
FAMILY: Wife, Shanna
EDUCATION: Florida Southern College (2000, Sports Management)
SPECIAL INTERESTS: Fishing, football

NATIONWIDE TOUR VICTORIES (1): 2003 Preferred Health Systems Wichita Open.

BEST 2003 NATIONWIDE TOUR FINISH: 1—Preferred Health Systems Wichita Open.

PROFESSIONAL CAREER: Member of the Nationwide Tour in 2002-03...Made the cut in 14 of 25 events on the 2003 Nationwide Tour. Finished the year No. 34 on the money list, with \$132,912...Had posted only one top-25 finish (T21 at the Knoxville Open) before grabbing his first career victory at the Preferred Health Systems Wichita Open, his 18th start of the year. Fired rounds of 66-69-64-66 to finish 19-under-par, one shot in front of Mark Hensby and Mike Brisky. Collected \$85,500 and moved from No. 118 to No. 26 (at the time) on the official money list. Followed up win with a T16 finish at the Alberta Calgary Classic, his ninth cut in 11 starts...Recorded his fourth and fifth top-25 finishes at the Miccosukee Championship (T14) and the season-ending Nationwide Tour Championship (T12), respectively...Had a hole-in-one during the first round of the Northeast Pennsylvania Classic...During his rookie season in 2002, accumulated \$146,316 in earnings, good enough for No. 22 on the final money list. Made the cut in 12 of 22 tournaments entered...Made the most of his 12 cuts made by finishing in the top 25 six times...Finished T2 at both the Preferred Health Systems Wichita Open and the season-ending Tour Championship. The latter T2 was good enough for a season-best \$44,800. Was just two

strokes behind tournament winner Patrick Moore after 54 holes, but weather forced the cancellation of the final round...Other top-10 finishes included T5 at the BMW Charity Pro-Am at The Cliffs, T6 at the Hibernia Southern Open and a T9 at the Samsung Canadian PGA Championship...His Valley Course record 10-under 62 in the second round of the BMW Charity Pro-Am at The Cliffs was the second-lowest 18-hole score of the season. Was one shot back of 54-hole leader Charles Warren after a second straight bogey-free round on Saturday...Had a hole-in-one in the first round of the Preferred Health Systems Wichita Open...Ranked ninth on Tour in Third Round Scoring Average (69.50) and Final Round Scoring Average (69.83)...Missed the cut in his only two previous Nationwide Tour starts prior to the 2002 season, including the 2001 Richmond Open.

AMATEUR CAREER: Member of three-time NCAA Division II national championship team at Florida Southern. Won the 2000 NCAA Division II individual title by seven strokes, earning the Arnold Palmer Award for medalist honors. Posted a 13-under-par score at Turlock (CA) CC to lead the Moccasins to the team title...Named the NCAA Division II National Player of the Year...Member of the 2000 United States Palmer Cup team that competed in England.

PERSONAL: Credits his father for giving him his start in golf...Father, Fred, is the superintendent at the TPC at Sawgrass in Ponte Vedra Beach, FL, who was chosen *Golfweek* Golf Father of the Year in 2000...Wife, Shanna (Nagy), won nine collegiate titles and was NCAA Division II Championship winner in 1996 and 1998 at Florida Southern...Brother, John, joined the 2004 Nationwide Tour after a successful college career at the University of Texas...Younger brother Jason is a freshman distance runner for the University of Florida track team.

PLAYER STATISTICS

2003 NATIONWIDE TOUR STATISTICS

Scoring Average	70.77	(52)
Driving Distance	289.2	(97)
Driving Accuracy Percentage	63.0%	(78)
Total Driving	175	(112)
Greens in Regulation Pct.	68.0%	(49)
Putting Average	1.792	(96)
Sand Save Percentage	46.7%	(88)
Eagles (Holes per)	175.5	(80)
Birdie Average	3.46	(99)
All-Around Ranking	639	(83)
Scoring Avg Before Cut	70.84	(63)
Scoring Avg 3rd Rnd	70.50	(54)
Scoring Avg Final Rnd	70.79	(46)
Birdie Conversion %	27.7%	(115)
Par Breakers	19.8%	(99)

MISC. NATIONWIDE TOUR STATISTICS

2003 Low Round/Round:

64—Preferred Health Systems Wichita Open/3

Career Low Round/Round:

62—2002 BMW Charity Pro-Am at The Cliffs/2

Career Largest Paycheck/Finish:

\$85,500—2003 Preferred Health Systems Wichita Open/1

MISC. PGA TOUR STATISTICS

2003 Low Round/Round:

74—AT&T Pebble Beach National Pro-Am/3

Career Low Round/Round:

74—2003 AT&T Pebble Beach National Pro-Am/3

NATIONWIDE TOUR CAREER SUMMARY

PLAYOFF RECORD: 0-0

Year	Events Played	Cuts Made	1st	2nd	3rd	Top 10	Top 25	Earnings	Rank
2000A	1								
2001	1								
2002	22	12		2		5	6	\$146,316	22
2003	25	14	1			1	5	132,912	34
Total	49	26	1	2		6	11	279,228	

PGA TOUR CAREER SUMMARY

PLAYOFF RECORD: 0-0

Year	Events Played	Cuts Made	1st	2nd	3rd	Top 10	Top 25	Earnings	Rank
2003	1								
Total	1								



KENICHI KUBOYA

EXEMPT STATUS: 4th Nationwide Tour Qualifier at the 2003 PGA TOUR Qualifying Tournament
HEIGHT: 5-7
BIRTHDATE: March 11, 1972
RESIDENCE: Tokyo, Japan
EDUCATION: Meiji University (1994)
TURNED PROFESSIONAL: 1995

WEIGHT: 161
BIRTHPLACE: Kanagawa, Japan
FAMILY: Wife, Kumiko; Tenyu
SPECIAL INTERESTS: Pachinko

BEST NATIONWIDE TOUR CAREER FINISH: T16—2003 Northeast Pennsylvania Classic.

BEST 2003 NATIONWIDE TOUR FINISH: T16—Northeast Pennsylvania Classic.

BEST PGA TOUR CAREER FINISH: T13—2003 84 Lumber Classic of Pennsylvania.

BEST 2003 PGA TOUR FINISHES: T13—84 Lumber Classic of Pennsylvania; T24—Chrysler Championship.

PROFESSIONAL CAREER: Member of the PGA TOUR in 2003...Struggled early in his rookie season, making the cut in just six of his first 20 starts, with a T49 at the Buick Classic his best finish...Closed with a flurry, making the cut in eight of his last 10 events,

including a T13 at the 84 Lumber Classic of Pennsylvania, where a final-round 65 jumped him up 26 spots from T39...One of five Japan natives with PGA TOUR cards in 2003, and one of two Japanese rookies (Akio Sadakata) to earn TOUR card at Q-School, finishing T26. Compiled four wins in seven full seasons on the Japan Golf Tour, including two in 2002 at the PGA Championship and Munsingwear Open KSB Cup. Finished seventh on the Japan Golf Tour money list in 2002. Had previously played in three career PGA TOUR events, including two in 2002—the British Open (T59) and WGC-American Express Championship (64th).

AMATEUR CAREER: Winner of the 1990 All Nippon Public Championship.

PERSONAL: Father owned a practice range, but did not acquire professional aspirations until working as an assistant at one of Japan's most prestigious clubs, Tokyo GC.

Kenichi Kuboya (cont.)

NATIONWIDE TOUR CAREER SUMMARY					PLAYOFF RECORD: 0-0				
Year	Events Played	Cuts Made	1st	2nd	3rd	Top 10	Top 25	Earnings	Rank
2003	2	1					1	\$6,975	215
Total	2	1					1	6,975	

PGA TOUR CAREER SUMMARY					PLAYOFF RECORD: 0-0				
Year	Events Played	Cuts Made	1st	2nd	3rd	Top 10	Top 25	Earnings	Rank
1998	1								
2002	2	2						\$14,696	
2003	31	14					2	257,282	164
Total	34	16					2	271,978	

COMBINED ALL-TIME MONEY (3 TOURS): **\$278,953**

PGA TOUR TOP TOURNAMENT SUMMARY				
Year	02			
British Open	T59			
WGC-American Express Champ	64			

PLAYER STATISTICS

2003 NATIONWIDE TOUR STATISTICS		
Scoring Average	69.83	(N/A)
Driving Distance	289.6	(N/A)
Driving Accuracy Percentage	75.0%	(N/A)
Total Driving	1,998	(N/A)
Greens in Regulation Pct.	71.3%	(N/A)
Putting Average	1.753	(N/A)
Sand Save Percentage	66.7%	(N/A)
Birdie Average	4.17	(N/A)
Scoring Avg Before Cut	70.00	(N/A)
Scoring Avg 3rd Rnd	67.00	(N/A)
Scoring Avg Final Rnd	72.00	(N/A)
Birdie Conversion %	31.2%	(N/A)
Par Breakers	23.1%	(N/A)

Career Low Round/Round:
67—2 times, most recent 2003 Northeast Pennsylvania Classic/3

Career Largest Paycheck/Finish:
\$6,975—2003 Northeast Pennsylvania Classic/T16

MISC. PGA TOUR STATISTICS

2003 Low Round/Round:
65—2 times, most recent Las Vegas Invitational/2

Career Low Round/Round:
65—2 times, most recent 2003 Las Vegas Invitational/2

Career Largest Paycheck/Finish:
\$77,333—2003 84 Lumber Classic of Pennsylvania/T13

MISC. NATIONWIDE TOUR STATISTICS

2003 Low Round/Round:
67—2 times, most recent Northeast Pennsylvania Classic/3



DOUG LABELLE II

EXEMPT STATUS: 41st on the 2003 Nationwide Tour money list

HEIGHT: 5-10

BIRTHDATE: January 19, 1975

RESIDENCE: Mount Pleasant, MI; plays out of Whisper Rock GC (Scottsdale, AZ)

EDUCATION: University of New Mexico (1998, Business)

TURNED PROFESSIONAL: 1998

WEIGHT: 165

BIRTHPLACE: Lansing, MI

FAMILY: Single

SPECIAL INTERESTS: Working out, family

BEST NATIONWIDE TOUR CAREER FINISH: T2—2003 Price Cutter Charity Championship.

BEST 2003 NATIONWIDE TOUR FINISHES: T2—Price Cutter Charity Championship; 3—Knoxville Open.

PROFESSIONAL CAREER: Member of the Nationwide Tour in 2003 when he made the cut in 14 of 25 starts...Finished the year No. 41 on the money list, thanks to a pair of top-five finishes...Solo third at the Knoxville Open where he was T2 after 54 holes and wound up two shots back of winner Vaughn Taylor...Best finish came at the Price Cutter Charity Championship, where he T2 with Roland Thatcher, one back of winner Tom Carter. Shared the 54-hole lead with Stephen Gangluff...Enjoyed solid stretch during the summer when 32 of 34 rounds were par-or-better...Was as high as No. 26 on the money list following runner-up finish at Price Cutter...T20 at the Mark Christopher Charity Classic was his only other top-25 finish...Recorded a hole-in-one during the second round of the Chitimacha Louisiana Open...Ranked No. 11 in Scrambling and No. 14 Driving Accuracy...Made the cut in three of four appearances on the 2002 Nationwide Tour. Opened the season with T20 at the Jacob's Creek Open, followed by T34 at the Holden Clearwater Classic and T36 at the State Farm Open. Missed the cut in his final tournament at the Gila River Classic at Wild Horse Pass Resort...Only appearance on the 2001 Nationwide Tour was a T32 at the BMW Charity Pro-Am at The Cliffs...Missed the cut in his inaugural appearance on the Nationwide Tour at the New Mexico Classic...Missed the cut in his only two career appearances on the PGA TOUR...Member of the Canadian Tour from 1999-2002. Most recently, finished No. 58 on the 2002 Canadian Tour Order of Merit. Made the cut in 10 of 13 events, with a T11 at the Bay Mills Open his best showing. Has never finished outside the top 60 on the money list the past four seasons on Tour...Equalled the course record with a 63 at the TELUS Quebec Open...Member of the Australian Tour in 2000-2002.

AMATEUR CAREER: Two-time All-American at New Mexico.

PERSONAL: Biggest thrill in golf is when he's in the hunt to win and pulling it off...Cites his parents as the people who got him started in golf.

NATIONWIDE TOUR CAREER SUMMARY					PLAYOFF RECORD: 0-0				
Year	Events Played	Cuts Made	1st	2nd	3rd	Top 10	Top 25	Earnings	Rank
2000	1								
2001	1	1						\$3,000	225
2002	4	3					1	10,231	174
2003	25	14		1	1	2	4	115,786	41
Total	31	18		1	1	2	5	129,017	

PGA TOUR CAREER SUMMARY					PLAYOFF RECORD: 0-0				
Year	Events Played	Cuts Made	1st	2nd	3rd	Top 10	Top 25	Earnings	Rank
1997	1								
1999	1								
2003	1								
Total	3								

PGA TOUR TOP TOURNAMENT SUMMARY

Year	03
U.S. Open	CUT

PLAYER STATISTICS

2003 NATIONWIDE TOUR STATISTICS		
Scoring Average	70.88	(61)
Driving Distance	284.4	(113)
Driving Accuracy Percentage	70.5%	(14)
Total Driving	127	(47)
Greens in Regulation Pct.	66.4%	(84)
Putting Average	1.792	(96)
Sand Save Percentage	52.0%	(40)
Eagles (Holes per)	200.6	(94)
Birdie Average	3.45	(100)
All-Around Ranking	602	(78)
Scoring Avg Before Cut	70.66	(50)
Scoring Avg 3rd Rnd	70.93	(80)
Scoring Avg Final Rnd	71.64	(90)
Birdie Conversion %	27.3%	(121)
Par Breakers	19.7%	(105)

MISC. NATIONWIDE TOUR STATISTICS

2003 Low Round/Round:
64—Chitimacha Louisiana Open/2

Career Low Round/Round:
64—2003 Chitimacha Louisiana Open/2

Career Largest Paycheck/Finish:
\$46,200—2003 Price Cutter Charity Championship/T2

MISC. PGA TOUR STATISTICS

2003 Low Round/Round:
72—U.S. Open Championship/1

Career Low Round/Round:
72—2 times, most recent 2003 U.S. Open Championship/1



FRANKLIN LANGHAM

EXEMPT STATUS: Former Fully Exempt PGA TOUR member

HEIGHT: 6-1

BIRTHDATE: May 8, 1968

RESIDENCE: Peachtree City, GA

EDUCATION: University of Georgia
(1991, Risk Management and Insurance)

TURNED PROFESSIONAL: 1992

WEIGHT: 170

BIRTHPLACE: Thomson, GA

FAMILY: Wife, Ashley; Parker (4/29/97); Henry Carson (7/7/99);
George Franklin (9/5/01)

SPECIAL INTERESTS: Hunting, fishing

NATIONWIDE TOUR VICTORIES (1): 1993 Permian Basin Open.

BEST 2003 NATIONWIDE TOUR FINISHES: T6—Envirocare Utah Classic; T8—Price Cutter Charity Championship.

BEST PGA TOUR CAREER FINISHES: 2—2000 Doral-Ryder Open, Greater Milwaukee Open, T2—1998 Deposit Guaranty Golf Classic, 2000 Kemper Insurance Open.

PROFESSIONAL CAREER: Member of the PGA TOUR in 1996 and 1998-2002 and the Nationwide Tour in 1993-95, 1997 and 2003. ...Made the cut in 11 of 22 appearances on the 2003 Nationwide Tour. Finished the season No. 65 on the final money list with \$75,831, with eight top-25 finishes. Best results were T6 at the Envirocare Utah Classic and T8 at the Price Cutter Charity Championship. ...Held the 36- and 54-hole leads at the Rheem Classic in Fort Smith. Struggled on the final holes Sunday and was done in by a quadruple bogey midway through the back nine, dropping out of the top 10. ...His father caddied for him at the Chattanooga Classic, where a third-round 64 helped him move from a T43 after 36 holes to a T8 after 54. ...Final-round 66 at the Price-Cutter Charity Championship moved him into the top 10. ...Also had a final-round 66 at the Envirocare Utah Classic, which pushed him from a T20 to a T6, his best finish of the season. ...Finished No. 168 on the 2002 PGA TOUR final money list, with \$238,461. Made the cut in 11 of 25 tournaments. ...Opened the Kemper Insurance Open with an 8-under-par 63, but then shot rounds of 72-70-74 to finish T13. ...Other top 25 was a T17 at the Verizon Byron Nelson Classic. ...Finished T37 at the U.S. Open Championship at Bethpage. ...Missed the cut at the Arkansas Classic after rounds of 73-73 in his only appearance on the 2002 Nationwide Tour. ...Played in only 22 events on the 2001 PGA TOUR as season was cut short by left elbow surgery on Oct. 12. Had two top-25s and one top-10 on the season, with earnings of \$332,538 (No. 141 on money list). ...T8 at the AT&T Pebble Beach National Pro-Am earned him largest check of his season at \$112,000. ...Achieved life-long dream by participating in his first Masters Tournament, finishing T40. ...Led PGA TOUR in Sand Saves at 68.9 percent. ...Enjoyed breakthrough season in 2000 in fourth PGA TOUR campaign. Eclipsed career-highs set the previous season in official money earnings and ranking. ...Seven top-10s and three seconds also established career-highs. Ranking of 26th on the official money list marked his first top-30 finish in that category and qualified him for first TOUR Championship appearance. ...First top-10 came at Doral-Ryder Open after rounds of 66-63-68-70 produced second career runner-up finish. Second-round 63 established a personal best. Opening 66-63—129 (15-under) was the fifth-lowest first 36-hole score on TOUR. ...Had best seven-tournament stretch of short career during mid-season run in which he finished no worse than seventh in six of seven starts, including seventh-place finish at his first major, the PGA Championship. ...Made 20 of 29 cuts in 1999, with three top-10s and finished 76th on money list—his first time among the top 100. ...Best showing of season came at National

Car Rental Golf Classic, with T3. ...Made 18 cuts on the 1998 PGA TOUR that helped him secure a spot in the top 125. ...Had no exempt status on the 1997 PGA TOUR or Nationwide Tour but did play in 16 Nationwide Tour events that year, with three top-10 finishes and \$27,550 in prize money. ...Regained his TOUR card with a sixth-place finish at the 1997 PGA TOUR Qualifying Tournament. ...Finished 174th on the 1996 PGA TOUR money list. ...Fourth-place finish on the 1995 Nationwide Tour money list secured his PGA TOUR playing privileges for 1996 despite not winning a tournament. ...Lost playoffs at the Mississippi Gulf Coast Open, the Utah Classic and the Tri-Cities Open. ...Three playoff losses in a single season is a Nationwide Tour record. ...Captured the 1993 Permian Basin Open on the Nationwide Tour, where he defeated Doug Martin in a playoff.

AMATEUR CAREER: Was an All-American in 1991 at Georgia and was a member of the victorious 1991 U.S. Walker Cup team at Portmarnock GC in Dublin, Ireland. Walker Cup teammates included David Duval, Phil Mickelson and Jay Sigel.

PERSONAL: His wife, Ashley, has worked as his caddie in the past and is a former president of the Nationwide Tour Wives Association. ...On qualifying for 2001 Masters: "When I received my Masters invitation just before Christmas, it was almost like another Christmas present." Grew up in nearby Thomson, GA, and began going to Masters at age 8 and later manned the 16th hole leaderboard when he was in high school.

NATIONWIDE TOUR CAREER SUMMARY

PLAYOFF RECORD: 0-3

Year	Events Played	Cuts Made	1st	2nd	3rd	Top 10	Top 25	Earnings	Rank
1992	1								
1993	27	17	1			5	8	\$71,235	18
1994	25	11				3	4	27,957	55
1995	28	19		4	2	12	15	158,990	4
1997	16	10				3	6	27,550	73
1998	1	1					1	2,860	187
2002	1								
2003	22	11				2	8	75,831	65
Total	121	69	1	4	2	25	42	364,423	

PGA TOUR CAREER SUMMARY

PLAYOFF RECORD: 0-0

Year	Events Played	Cuts Made	1st	2nd	3rd	Top 10	Top 25	Earnings	Rank
1992	1								
1994	1								
1996	33	15					1	\$83,632	174
1997	1								
1998	30	18		1		1	4	248,412	117
1999	29	20			1	3	5	535,652	76
2000	28	18		3		7	12	1,604,952	26
2001	22	11				1	2	332,538	141
2002	25	11					2	238,461	168
2003	2								
Total	172	93		4	1	12	26	3,043,645	

COMBINED ALL-TIME MONEY (3 TOURS):

\$3,408,068

PGA TOUR TOP TOURNAMENT SUMMARY

Year	99	00	01	02
Masters				T40
U.S. Open			T72	T37
PGA			7	CUT
THE PLAYERS		T32	CUT	T15
TOUR Championship			28	
WGC-Accenture Match Play				T33
WGC-American Express Champ				T17

PLAYER STATISTICS

2003 NATIONWIDE TOUR STATISTICS

Scoring Average	70.58	(38)
Driving Distance	289.3	(95)
Driving Accuracy Percentage	63.3%	(76)
Total Driving	171	(105)
Greens in Regulation Pct.	68.8%	(29)
Putting Average	1.775	(63)
Sand Save Percentage	58.1%	(15)
Eagles (Holes per)	132.0	(44)
Birdie Average	3.91	(38)
All-Around Ranking	398	(27)
Scoring Avg Before Cut	70.57	(40)
Scoring Avg 3rd Rnd	69.73	(25)
Scoring Avg Final Rnd	71.45	(75)
Birdie Conversion %	31.8%	(37)
Par Breakers	22.5%	(39)

MISC. NATIONWIDE TOUR STATISTICS

2003 Low Round/Round:

64—Chattanooga Classic/3

Career Low Round/Round:

63—1995 Sonoma County Open/4

Career Largest Paycheck/Finish:

\$27,000—1993 Permian Basin Open/1

MISC. PGA TOUR STATISTICS

2003 Low Round/Round:

68—HP Classic of New Orleans/2

Career Low Round/Round:

63—2 times, most recent 2002 Kemper Insurance Open/1

Career Largest Paycheck/Finish:

\$324,000—2000 Doral-Ryder Open/2



HAN LEE

EXEMPT STATUS: 20th Nationwide Tour Qualifier at the 2003 PGA TOUR Qualifying Tournament

HEIGHT: 6-3

BIRTHDATE: September 2, 1977

RESIDENCE: Fullerton, CA; plays out of Los Coyotes CC (Buena Park, CA)

EDUCATION: University of California-Berkeley (2000, Political Science)

WEIGHT: 200

BIRTHPLACE: Seoul, South Korea

FAMILY: Single

SPECIAL INTERESTS: PlayStation, books

TURNED PROFESSIONAL: 2000

BEST NATIONWIDE TOUR CAREER FINISH: T16—2003 Samsung Canadian PGA Championship.

BEST 2003 NATIONWIDE TOUR FINISHES: T16—Samsung Canadian PGA Championship; T25—Lake Erie Charity Classic at Peek 'n Peak Resort.

BEST PGA TOUR CAREER FINISH: T69—2002 Touchstone Energy Tucson Open.

PROFESSIONAL CAREER: Member of the Nationwide Tour in 2002-03...Made the cut in seven of 22 starts last year, with a pair of top-25 finishes to his credit...T25 at the Lake Erie Charity Classic and T16 at the Samsung Canadian PGA Championship...Went through the first and second stages of 2003 Q-School...Co-medalist at McKinney, TX, site for second stage...Rookie season on the 2002 Nationwide Tour saw him make the cut in four of 18 starts and finish No. 188 on the money list...Only made one cut in the first 14 tournaments of the season, but finished strong with three made cuts in the final four tournaments. Best finish was T21 at the Preferred Health Systems Wichita Open for his only top-25 of the season...T69 at the 2002 Touchstone Energy Tucson Open for his only made cut in three career PGA TOUR appearances.

AMATEUR CAREER: Won the 1999 and 2000 Canadian Amateur Championships...Won the 1999 Pacific Intercollegiate title.

PERSONAL: Lists his mother among his heroes.

NATIONWIDE TOUR CAREER SUMMARY										PLAYOFF RECORD: 0-0	
Year	Events Played	Cuts Made	1st	2nd	3rd	Top 10	Top 25	Earnings	Rank		
2002	18	4					1	\$7,837	188		
2003	22	7					2	19,197	150		
Total	40	11					3	27,034			

PGA TOUR CAREER SUMMARY										PLAYOFF RECORD: 0-0	
Year	Events Played	Cuts Made	1st	2nd	3rd	Top 10	Top 25	Earnings	Rank		
1999	1										
2000	1										
2002	1	1						\$5,970			
Total	3	1						5,970			
COMBINED ALL-TIME MONEY (3 TOURS):									\$33,004		

PLAYER STATISTICS

2003 NATIONWIDE TOUR STATISTICS

Scoring Average	72.00	(126)
Driving Distance	301.7	(32)
Driving Accuracy Percentage	54.5%	(139)
Total Driving	171	(105)
Greens in Regulation Pct.	62.5%	(129)
Putting Average	1.783	(76)
Sand Save Percentage	56.0%	(21)
Eagles (Holes per)	128.3	(42)
Birdie Average	3.61	(77)
All-Around Ranking	642	(85)
Scoring Avg Before Cut	72.28	(131)
Scoring Avg 3rd Rnd	71.14	(95)
Scoring Avg Final Rnd	71.14	(64)
Birdie Conversion %	31.6%	(40)
Par Breakers	20.9%	(70)

MISC. NATIONWIDE TOUR STATISTICS

2003 Low Round/Round:
66—2 times, most recent Preferred Health Systems Wichita Open/2

Career Low Round/Round:
65—2002 Preferred Health Systems Wichita Open/2

Career Largest Paycheck/Finish:
\$6,750—2003 Samsung Canadian PGA Championship/T16

MISC. PGA TOUR STATISTICS

Career Low Round/Round:
68—2002 Touchstone Energy Tucson Open/1

Career Largest Paycheck/Finish:
\$5,970—2002 Touchstone Energy Tucson Open/T69



CRAIG LILE

EXEMPT STATUS: 48th on the 2003 Nationwide Tour money list

HEIGHT: 5-11

BIRTHDATE: October 21, 1976

RESIDENCE: Rogers, AR; plays out of Pinnacle CC

EDUCATION: University of Arkansas (2001)

TURNED PROFESSIONAL: 2001

WEIGHT: 160

BIRTHPLACE: Capetown, South Africa

FAMILY: Single

BEST NATIONWIDE TOUR CAREER FINISH: 2—2003 Omaha Classic.

BEST 2003 NATIONWIDE TOUR FINISHES: 2—Omaha Classic; T9—VB Open.

PROFESSIONAL CAREER: Began the 2003 campaign with no status and became one of record eight players who played their way onto the Nationwide Tour...Made the cut in nine of 16 events and ended the season No. 48 on the money list, with \$96,937...Posted top-10s at the Omaha Classic (second) and the Virginia Beach Open (T9). Set a Tour record by making 31 birdies in Omaha. Birdied the final four holes for a 12-under-par 60 in the second round at Omaha to break The Champions Club course record. His 60 was also the lowest round posted on Tour in 2003. Shared the 36-hole lead with Todd Rose. Fired a final-round 65 but wound up two shots back of champion Bo Van Pelt, who carded a 62 to vault to title. Second-place check of \$59,400 secured his playing status for the remainder of the year...Ranked No. 5 on Tour in Par 3 Birdies...Played on the South African mini-tour from 2001-03...Had four top-10 finishes in 14 starts and was No. 7 on the season-long Order of Merit...Lost a playoff to Todd Rossetti at the 2003 Abilene Open on the Tight Lies Tour.

AMATEUR CAREER: Two-time All-American at the University of Arkansas...Two-time All-Southeastern Conference selection...SEC Freshman of the Year in 1998...Holds the Arkansas school record for most sub-70 rounds in a career, with 21...Qualified for the 2000 U.S. Open at Pebble Beach, where he missed the 36-hole cut.

PERSONAL: Father, who maintains a 7-handicap, got him started in the game...Splits time between Arkansas and South Africa.

NATIONWIDE TOUR CAREER SUMMARY										PLAYOFF RECORD: 0-0	
Year	Events Played	Cuts Made	1st	2nd	3rd	Top 10	Top 25	Earnings	Rank		
2001	2	1						\$1,726	260		
2002	3	3				1	1	24,721	128		
2003	16	9		1		2	4	96,937	48		
Total	21	13		1		3	5	123,384			

Craig Lile (cont.)

PGA TOUR CAREER SUMMARY					PLAYOFF RECORD: 0-0				
Year	Events Played	Cuts Made	1st	2nd	3rd	Top 10	Top 25	Earnings	Rank
2000A	1								
Total	1								

PGA TOUR TOP TOURNAMENT SUMMARY				
Year	00			
U.S. Open	CUT			

PLAYER STATISTICS

2003 NATIONWIDE TOUR STATISTICS		
Scoring Average	71.02	(76)
Driving Distance	297.0	(49)
Driving Accuracy Percentage	61.8%	(88)
Total Driving	137	(58)
Greens in Regulation Pct.	68.0%	(49)
Putting Average	1.775	(63)
Sand Save Percentage	40.7%	(132)
Eagles (Holes per)	450.0	(135)
Birdie Average	3.80	(54)
All-Around Ranking	646	(87)
Scoring Avg Before Cut	70.97	(72)
Scoring Avg 3rd Rnd	71.00	(82)
Scoring Avg Final Rnd	71.22	(66)
Birdie Conversion %	30.1%	(71)
Par Breakers	21.3%	(55)

MISC. NATIONWIDE TOUR STATISTICS

2003 Low Round/Round:
60—Omaha Classic/2
Career Low Round/Round:
60—2003 Omaha Classic/2
Career Largest Paycheck/Finish:
\$59,400—2003 Omaha Classic/2

MISC. PGA TOUR STATISTICS

Career Low Round/Round:
78—2000 U.S. Open Championship/2



MICHAEL LONG

EXEMPT STATUS: 2003 Tournament winner
HEIGHT: 6-2
BIRTHDATE: August 27, 1968
RESIDENCE: Perth, Australia
EDUCATION: Waikato University (1990, Management Studies)
TURNED PROFESSIONAL: 1990

WEIGHT: 180
BIRTHPLACE: Cromwell, New Zealand
FAMILY: Single
SPECIAL INTERESTS: Cooking, drawing, all sports, wine

NATIONWIDE TOUR VICTORIES (2): 2001 Boise Open. 2003 VB Open.

BEST 2003 NATIONWIDE TOUR FINISH: 1—VB Open.

BEST PGA TOUR CAREER FINISH: T15—2002 SEI Pennsylvania Classic.

PROFESSIONAL CAREER: Member of the Nationwide Tour in 1996, 2000-01 and 2003 and the PGA TOUR in 2002...Made the cut in 17 of 26 events on the 2003 Nationwide Tour. Finished the 2003 season No. 35 on the money list, with \$131,644...Recorded the second victory of his career on the Nationwide Tour at the rain-soaked Virginia Beach Open, his only top-10 finish of the season. Posted rounds of 72-65-70-70 to finish at 11-under-par 277, two strokes in front of Vaughn Taylor. Collected \$81,000, the second-best paycheck of his career. In rainy conditions with wind chills in the 40s, finished his round with seven consecutive pars to hang on for the victory. After his win, posted two finishes in the top 15—at the Samsung Canadian PGA Championship (T11) and the Lake Erie Charity Classic at Peek'n Peak Resort (T13)...Finished No. 183 on the 2002 PGA TOUR final money list with \$157,723. Made nine of 27 cuts...Cracked the top 25 on two occasions—T15 at the SEI Pennsylvania Classic and T17 at the Disney Golf Classic...Made the cut in 14 of 25 Nationwide Tour events in 2000, with three top-25 finishes...Best showing was a T16 at the South Carolina Classic...Enjoyed mid-summer stretch where he posted par-or-better scores in 25 of 26 rounds...Earned first PGA TOUR card by finishing 15th on the 2001 Nationwide Tour money list...Four rounds in the 60s (66-69-67-68) gave him a one-stroke victory over Tjaart Van der Walt at the Albertsons Boise Open. Winner's check was worth \$100,800, the first six-figure paycheck in Nationwide Tour history...Played nine events on the 1996 Nationwide Tour, with a T4 finish at the Permian Basin Open his career-best...Played on the Australasian Tour from 1996-99. Played 12 events in 1996 and made 12 cuts. Won the 1996 AMP Air New Zealand Open. T2 at the 1997 Johnnie Walker Classic...Won the 1999 Greg Norman Holden Classic...Played the European Tour from 1997-99. Best finish was T6 at the 1998 Peugeot Open de Espana and the 1999 West of Ireland Golf Classic...Qualified for the British Open in 1997-99 and made the cut in 1998 (T66)...Member of New Zealand's World Cup team in 1997. Teamed with Grant Waite to finish T9 at Kiawah Island, SC...Played on New Zealand's Dunhill Cup team in 1997, '98 and '99.

AMATEUR CAREER: Only player to win all of the New Zealand Golf Association titles—Under-19, Under-21, Amateur, Open.

PERSONAL: Broke his neck in December of '99 and says he is lucky to be walking, let alone playing golf again.

NATIONWIDE TOUR CAREER SUMMARY					PLAYOFF RECORD: 0-0				
Year	Events Played	Cuts Made	1st	2nd	3rd	Top 10	Top 25	Earnings	Rank
1996	9	5				1	1	\$13,102	107
2000	25	14					3	39,778	99
2001	23	15	1			3	7	161,665	15
2003	26	17	1			1	4	131,644	35
Total	83	51	2			5	15	346,189	

PGA TOUR CAREER SUMMARY					PLAYOFF RECORD: 0-0				
Year	Events Played	Cuts Made	1st	2nd	3rd	Top 10	Top 25	Earnings	Rank
1997	1								
1998	1	1						\$9,541	277
1999	1								
2002	27	9					2	157,723	183
Total	30	10					2	167,264	

COMBINED ALL-TIME MONEY (3 TOURS):

\$513,453

PGA TOUR TOP TOURNAMENT SUMMARY

Year	97	98	99
British Open		CUT	T66 CUT

PLAYER STATISTICS

2003 NATIONWIDE TOUR STATISTICS		
Scoring Average	71.22	(92)
Driving Distance	289.6	(93)
Driving Accuracy Percentage	58.9%	(118)
Total Driving	211	(135)
Greens in Regulation Pct.	66.2%	(88)
Putting Average	1.787	(86)
Sand Save Percentage	43.8%	(113)
Eagles (Holes per)	193.5	(90)
Birdie Average	3.50	(91)
All-Around Ranking	771	(115)
Scoring Avg Before Cut	70.90	(66)
Scoring Avg 3rd Rnd	71.71	(116)
Scoring Avg Final Rnd	71.71	(92)
Birdie Conversion %	29.0%	(90)
Par Breakers	20.0%	(94)

MISC. NATIONWIDE TOUR STATISTICS

2003 Low Round/Round:
65—2 times, most recent LaSalle Bank Open/1
Career Low Round/Round:
65—6 times, most recent 2003 LaSalle Bank Open/1
Career Largest Paycheck/Finish:
\$100,080—2001 Boise Open/1

MISC. PGA TOUR STATISTICS

Career Low Round/Round:
65—2 times, most recent 2002 Buick Challenge/1
Career Largest Paycheck/Finish:
\$54,450—2002 SEI Pennsylvania Classic/T15



BILL LUNDE

EXEMPT STATUS: 31st Nationwide Tour Qualifier at the 2003 PGA TOUR Qualifying Tournament

HEIGHT: 6-0

BIRTHDATE: November 18, 1975

RESIDENCE: Las Vegas, NV; plays out of TPC at The Canyons

EDUCATION: University of Nevada-Las Vegas (1998, Economics)

TURNED PROFESSIONAL: 1998

WEIGHT: 210

BIRTHPLACE: San Diego, CA

FAMILY: Single

PROFESSIONAL CAREER: Rookie on the 2004 Nationwide Tour...Missed the cut in the 1998 Oregon Classic, his only Nationwide Tour start...Qualified for the 2003 U.S. Open and posted rounds of 74-73 to miss the cut by three strokes...Made the cut in 10 of 12 starts on the 2003 Gateway Tour Desert Series...Lost a playoff to Nationwide Tour member Warren Schutte at the series-opening Troon Golf Classic. His final-round 64 to get into the playoff was the lowest score of the day by four strokes...Birdied the final hole at the HLDs Classic the following week to get into a three-man playoff at McCormick Ranch GC, which he won...Had five top-12 starts the next five weeks, including a second- and two third-place finishes.

AMATEUR CAREER: Member of the 1998 UNLV NCAA Championship team...Won one tournament in college...First-team all-conference and third-team All-America in 1997.

PERSONAL: Grandfather got him started in the game.

NATIONWIDE TOUR CAREER SUMMARY										PLAYOFF RECORD: 0-0	
Year	Events Played	Cuts Made	1st	2nd	3rd	Top 10	Top 25	Earnings	Rank		
1998	1										
Total	1										

PGA TOUR CAREER SUMMARY								PLAYOFF RECORD: 0-0	
Year	Events Played	Cuts Made	1st	2nd	3rd	Top 10	Top 25	Earnings	Rank
1998	1								
2003	1								
Total	2								

PGA TOUR TOP TOURNAMENT SUMMARY	
Year	
U.S. Open	CUT

PLAYER STATISTICS	
MISC. NATIONWIDE TOUR STATISTICS	MISC. PGA TOUR STATISTICS
Career Low Round/Round: 71—1998 Oregon Classic/1	2003 Low Round/Round: 73—U.S. Open Championship/2
	Career Low Round/Round: 67—1998 Las Vegas Invitational/2



TROY MATTESON

EXEMPT STATUS: 36th Nationwide Tour Qualifier at the 2003 PGA TOUR Qualifying Tournament

HEIGHT: 6-0

BIRTHDATE: November 8, 1979

RESIDENCE: Alpharetta, GA; plays out of GC of Georgia

EDUCATION: Georgia Tech (2003, Civil Engineering)

TURNED PROFESSIONAL: 2003

WEIGHT: 180

BIRTHPLACE: Rockledge, FL

FAMILY: Wife, Shauna

SPECIAL INTERESTS: Fishing

BEST NATIONWIDE TOUR CAREER FINISH: T23—2003 Monterey Peninsula Classic.

BEST 2003 NATIONWIDE TOUR FINISH: T23—Monterey Peninsula Classic.

BEST PGA TOUR CAREER FINISH: T59—2003 FBR Capital Open.

BEST 2003 PGA TOUR FINISH: T59—FBR Capital Open.

PROFESSIONAL CAREER: Rookie on the 2004 Nationwide Tour...Turned professional at last year's FBR Capital Open on the PGA TOUR, where he T59 in his initial event...Made

PLAYER STATISTICS	
2003 NATIONWIDE TOUR STATISTICS	MISC. NATIONWIDE TOUR STATISTICS
Scoring Average -----71.36 (N/A)	2003 Low Round/Round: 69—2 times, most recent Monterey Peninsula Classic/2
Driving Distance -----311.1 (N/A)	Career Low Round/Round: 69—2 times, most recent 2003 Monterey Peninsula Classic/2
Driving Accuracy Percentage 59.2% (N/A)	Career Largest Paycheck/Finish: \$4,185—2003 Monterey Peninsula Classic/T23
Total Driving -----1,998 (N/A)	
Greens in Regulation Pct. ---65.9% (N/A)	MISC. PGA TOUR STATISTICS
Putting Average -----1.783 (N/A)	2003 Low Round/Round: 67—FedEx St. Jude Classic/2
Sand Save Percentage -----50.0% (N/A)	Career Low Round/Round: 67—2003 FedEx St. Jude Classic/2
Eagles (Holes per) -----126.0 (N/A)	Career Largest Paycheck/Finish: \$9,675—2003 FBR Capital Open/T59
Birdie Average -----3.86 (N/A)	
Scoring Avg Before Cut -----71.13 (N/A)	
Scoring Avg 3rd Rnd -----71.00 (N/A)	
Scoring Avg Final Rnd -----72.33 (N/A)	
Birdie Conversion % -----31.9% (N/A)	
Par Breakers -----22.2% (N/A)	

the cut at the FedEx St. Jude Classic but wasn't around for the weekend at the Greater Hartford Open...Made the cut in three of four starts on the Nationwide Tour in 2003...Best effort was a T23 at the Monterey Peninsula Classic...Made it through both the first and second stages of 2003 Q-School...Co-medalist at Jennings Mill CC, site for the second stage.

AMATEUR CAREER: Three-time All-American and All-Atlantic Coast Conference selection...Byron Nelson Award winner in 2003...Became the first Georgia Tech player to win the NCAA individual championship (2002)...Won six times in his career at Georgia Tech...Won the 2003 NCAA East Regional by seven shots...Had eight top-20 and five top-10 finishes in 10 starts as a senior...Had 15 top-10 finishes in 43 career starts...Ranks fourth all-time at Tech with a 71.91 scoring average, behind Bryce Molder, David Duval and Matt Kuchar...Carried a 3.28 grade-point average and was a two-time academic All-American.

PERSONAL: Started playing golf when he was 7...Got married shortly after graduating from college.

NATIONWIDE TOUR CAREER SUMMARY										PLAYOFF RECORD: 0-0	
Year	Events Played	Cuts Made	1st	2nd	3rd	Top 10	Top 25	Earnings	Rank		
2003	4	3					1	\$7,628	211		
Total	4	3					1	7,628			

PGA TOUR CAREER SUMMARY								PLAYOFF RECORD: 0-0	
Year	Events Played	Cuts Made	1st	2nd	3rd	Top 10	Top 25	Earnings	Rank
2003	3	2						\$18,135	
Total	3	2						18,135	
COMBINED ALL-TIME MONEY (3 TOURS):								\$25,763	



JON MILLS

EXEMPT STATUS: 21st Nationwide Tour Qualifier at the 2003 PGA TOUR Qualifying Tournament

HEIGHT: 5-11

BIRTHDATE: March 6, 1978

RESIDENCE: Indiana, PA; plays out of Totteridge GC (Greensburg, PA)

EDUCATION: Kent State University (Recreation Management, 2000)

TURNED PROFESSIONAL: 2001

WEIGHT: 184

BIRTHPLACE: Oshawa, Ontario, Canada

FAMILY: Wife, Megan

SPECIAL INTERESTS: Basketball, hockey, fishing

BEST NATIONWIDE TOUR CAREER FINISH: T26—2002 Virginia Beach Open.

BEST 2003 NATIONWIDE TOUR FINISH: T39—Lake Erie Charity Classic at Peek 'n Peak Resort.

BEST PGA TOUR CAREER FINISH: T60—2003 Bell Canadian Open.

BEST 2003 PGA TOUR FINISH: T60—Bell Canadian Open.

PROFESSIONAL CAREER: Made the cut in one of three starts on the 2003 Nationwide Tour, with a T39 at the Lake Erie Charity Classic his only check of the year...Member of the Nationwide Tour in 2002...Made the cut in four of 19 starts, with his best finish a T26 at the Virginia Beach Open...Finished T107 at the 2001 PGA TOUR Qualifying Tournament

PLAYER STATISTICS

2003 NATIONWIDE TOUR STATISTICS

Scoring Average	71.38	(N/A)
Driving Distance	296.4	(N/A)
Driving Accuracy Percentage	57.3%	(N/A)
Total Driving	1,998	(N/A)
Greens in Regulation Pct.	66.7%	(N/A)
Putting Average	1.792	(N/A)
Sand Save Percentage	60.0%	(N/A)
Eagles (Holes per)	144.0	(N/A)
Birdie Average	3.13	(N/A)
Scoring Avg Before Cut	71.50	(N/A)
Scoring Avg 3rd Rnd	69.00	(N/A)
Scoring Avg Final Rnd	73.00	(N/A)
Birdie Conversion %	27.1%	(N/A)
Par Breakers	18.1%	(N/A)

MISC. NATIONWIDE TOUR STATISTICS

2003 Low Round/Round:
69—Lake Erie Charity Classic at Peek 'n Peak Resort/3

Career Low Round/Round:

64—2002 BMW Charity Pro-Am at The Cliffs/2

Career Largest Paycheck/Finish:

\$3,510—2002 BMW Charity Pro-Am at The Cliffs/T28

MISC. PGA TOUR STATISTICS

2003 Low Round/Round:

71—Bell Canadian Open/4

Career Low Round/Round:

71—2 times, most recent 2003 Bell Canadian Open/4

Career Largest Paycheck/Finish:

\$8,988—2003 Bell Canadian Open/T60

at Bear Lakes CC, his first Q-School appearance...Made the cut in last year's Bell Canadian Open...Led the 2003 Canadian Tour Order of Merit and became the first Canadian to win the Order of Merit since Mike Weir in 1997. Made the cut in seven of 11 starts on that Tour and earned his first title at the MTS Classic...Made the cut in three of five starts on the 2002 Canadian Tour, with his best finish a T8 at the Ontario Open Heritage Classic...Member of Team Canada, helping lead the team to the 2001 Four Nations Cup.

AMATEUR CAREER: 2001 First-team All-American at Kent State University, where he was a teammate of 2003 British Open champion Ben Curtis...Also earned third-team All-America honors in 2000...Took home individual medalist honors at the 2001 Mid-American Conference Championship...Earned first team All-MAC honors his final three years at Kent State and second-team honors as a freshman...1998 MAC Freshman of the Year.

PERSONAL: Cites his dad and his brother as his heroes.

NATIONWIDE TOUR CAREER SUMMARY

PLAYOFF RECORD: 0-0

Year	Events Played	Cuts Made	1st	2nd	3rd	Top 10	Top 25	Earnings	Rank
2002	19	4						\$10,523	173
2003	3	1						1,920	299
Total	22	5						12,443	

PGA TOUR CAREER SUMMARY

PLAYOFF RECORD: 0-0

Year	Events Played	Cuts Made	1st	2nd	3rd	Top 10	Top 25	Earnings	Rank
2001	2								
2002	1								
2003	1	1						\$8,988	
Total	4	1						8,988	

COMBINED ALL-TIME MONEY (3 TOURS):

\$21,431



JAMES OH

EXEMPT STATUS: 2003 Tournament winner

HEIGHT: 5-8

BIRTHDATE: April 5, 1982

RESIDENCE: Lakewood, CA

EDUCATION: University of Nevada-Las Vegas

TURNED PROFESSIONAL: 2001

WEIGHT: 160

BIRTHPLACE: Los Angeles, CA

SPECIAL INTERESTS: Movies, music, watching sports

NATIONWIDE TOUR VICTORIES (1): 2003 Mark Christopher Charity Classic.

BEST 2003 NATIONWIDE TOUR FINISH: 1—Mark Christopher Charity Classic.

PROFESSIONAL CAREER: One of a record eight players who played their way onto the 2003 Nationwide Tour...Made the cut in all eight appearances on the Tour. Despite limited action, still finished No. 46 on the money list, with \$97,334...Became the 16th Monday qualifier in Tour history to go on to victory with his triumph at the Mark Christopher Charity Classic. Shared the lead after each of the first two rounds and held a one-stroke lead over Jess Daley after 54 holes. Birdied the final hole of regulation to force a playoff and then birdied the third extra hole to defeat Daley. At 21 years, 5 months, 27 days, Oh also became the youngest winner in Tour history, supplanting David Duval who was a little more than three months older when he won the 1993 Wichita Open...For the season, posted par-or-better scores in 26 of 32 rounds.

AMATEUR CAREER: Played one year at the University of Nevada-Las Vegas in 2000-01 and had four top-10 finishes in 10 tournament starts, including a T4 at the John A. Burns Intercollegiate in Honolulu...Two-time AJGA first-team All-American...Two-time medalist at the Rolex Tournament of Champions...Won the 1998 U.S. Junior Championship...Quarterfinalist at the 1999 U.S. Amateur, Junior Amateur and Public Links...World Junior team member in 1999 and 2000.

NATIONWIDE TOUR CAREER SUMMARY

PLAYOFF RECORD: 1-0

Year	Events Played	Cuts Made	1st	2nd	3rd	Top 10	Top 25	Earnings	Rank
2003	8	8	1			1	1	\$97,334	46
Total	8	8	1			1	1	97,334	

PLAYER STATISTICS

2003 NATIONWIDE TOUR STATISTICS

Scoring Average	70.66	(N/A)
Driving Distance	295.0	(N/A)
Driving Accuracy Percentage	62.4%	(N/A)
Total Driving	1,998	(N/A)
Greens in Regulation Pct.	64.2%	(N/A)
Putting Average	1.762	(N/A)
Sand Save Percentage	48.8%	(N/A)
Eagles (Holes per)	576.0	(N/A)
Birdie Average	3.75	(N/A)
Scoring Avg Before Cut	69.75	(N/A)
Scoring Avg 3rd Rnd	72.63	(N/A)
Scoring Avg Final Rnd	70.50	(N/A)
Birdie Conversion %	30.8%	(N/A)
Par Breakers	21.0%	(N/A)

MISC. NATIONWIDE TOUR STATISTICS

2003 Low Round/Round:
65—Mark Christopher Charity Classic/1

Career Low Round/Round:

65—2003 Mark Christopher Charity Classic/1

Career Largest Paycheck/Finish:

\$81,000—2003 Mark Christopher Charity Classic/1



CARL PAULSON

EXEMPT STATUS: 32nd Nationwide Tour Qualifier at the 2003 PGA TOUR Qualifying Tournament

HEIGHT: 5-9

BIRTHDATE: December 29, 1970

RESIDENCE: Orlando, FL

EDUCATION: University of South Carolina (1994, Marketing)

TURNED PROFESSIONAL: 1994

WEIGHT: 180

BIRTHPLACE: Quantico, VA

FAMILY: Wife, Heather; Ned Maxwell (2/10/98), Robert Henry (6/7/01)

SPECIAL INTERESTS: Family, USC sports, fishing

NATIONWIDE TOUR VICTORIES (2): 1999 Utah Classic, Boise Open.

BEST PGA TOUR CAREER FINISH: 2—2000 Tampa Bay Classic.

BEST 2003 PGA TOUR FINISHES: T15—Sony Open in Hawaii; T16—84 Lumber Classic of Pennsylvania; T17—Valero Texas Open.

PROFESSIONAL CAREER: Member of the PGA TOUR from 1995-96 and 2000-03 and a member of the Nationwide Tour from 1997-99...Made the cut in 18 of 32 PGA TOUR starts last year and finished No. 147 on the money list...Best effort of the 2003 season came in first start of the year, a T15 finish at the Sony Open in Hawaii. Held a share of the first-round lead with J.J. Henry at Reno-Tahoe Open after a 6-under-par 66. Finished T39. Posted back-to-back top 20 finishes in September, with T16 at the 84 Lumber Classic of Pennsylvania and T17 at the Valero Texas Open...In 2002, finished in the top 125 for third consecutive year on TOUR, despite missing five of six cuts down the stretch...Hospitalized in January for three days with viral meningitis. In late February father, Ned, underwent triple-bypass surgery. Missed first four cuts of his season during this period...Solo 54-hole leader by one over eventual champion Craig Perks at THE PLAYERS Championship after third consecutive 69. Final-round 77 dropped him into a T4 finish, but payday of \$226,200 was second-best payday of TOUR career...Second top-five of season came at the Greater Greensboro Chrysler Classic, where he finished T5...In honor of the Salesmanship Club, host organization for the Verizon Byron Nelson Classic, Paulson wore bright red trousers, a white golf shirt and a red cap in Sunday's final round. Salesmanship Club members wear that outfit all week each year...Back-to-back top 15s at B.C. Open (T13) and John Deere Classic (15) to close out July...Followed up the best year of his career with a solid season in 2001 in which he finished 99th in earnings to keep full exempt status on TOUR for the second consecutive season...Fired a second-round 63 at the WORLDCOM CLASSIC to highlight a T3 performance. Front-nine 29 tied Payne Stewart's record set at the 1989 Nabisco Championship...Ended the season on a high note with a T6 in the Southern Farm Bureau Classic. Tied for the lead after 36 holes only to close with 70-71. The \$72,600 paycheck vaulted him 18 spots on the money list to 99th...Appeared to be in danger of losing his full exempt status as the 2000 PGA TOUR headed into July. Had earned \$140,000 in first 18 starts and was 140th on the money list. However, a T9 at the Advil Western Open sparked a run in which he jumped to 64th on the TOUR money list and completed his best season on TOUR...Following ninth at Advil Western Open, earned a T6 at the Buick Open...At Buick Challenge in October, gained a solo fourth-place showing...Three weeks later, worked his way into position to capture his first PGA TOUR title. At the Tampa Bay Classic, trailed by two strokes after opening with 66. A second-round 66 earned a two-stroke lead and his third-round 70 helped main-

tain a two-stroke advantage. However, a final-round 72 against champion John Huston's 65 dropped him to solo second—a career-best on the TOUR...Earned fully-exempt status on the 2000 PGA TOUR by finishing No. 1 on the 1999 Nationwide Tour money list, with \$223,051. Set a Nationwide Tour record for consecutive starts when he teed it up at the Omaha Classic, his 79th straight tournament...Captured his first career victory at the \$375,000 Utah Classic. His five-stroke, 54-hole lead and six-stroke margin of victory were the largest on Tour that year. Collected \$67,500 for his first win...Took a week off following his win then returned a week later and won again, this time at the \$325,000 Boise Open, adding another \$58,500 to his earnings. Was a combined 40-under par for the two weeks. His two-week earnings totaled \$126,000 and vaulted him to the No. 1 spot on the money list. Fired a final-round 66 to come from two strokes off the pace and win by four in Idaho. Was selected as the Nationwide Tour Player of the Year at the conclusion of the season...Medalist at the 1995 PGA TOUR National Qualifying Tournament to re-gain card. Made 14 cuts in 30 starts on PGA TOUR but finished 155th on money list...Played in 21 events in 1995 and made 10 cuts and finished No. 183 on the money list.

AMATEUR CAREER: All-America selection and Southeastern Conference Player of the Year in 1993...Held the South Carolina school record for career wins (four), which was recently broken by Nationwide Tour member Kyle Thompson.

PERSONAL: Played select-level soccer until high school...Not related to TOUR member Dennis Paulson...Chronicled his first season on the PGA TOUR in the book *Rookie on Tour*.

NATIONWIDE TOUR CAREER SUMMARY

PLAYOFF RECORD: 0-1

Year	Events Played	Cuts Made	1st	2nd	3rd	Top 10	Top 25	Earnings	Rank
1995	6	2					2	\$5,750	151
1996	3	2		1		2	2	24,550	76
1997	29	18		2		4	12	88,836	22
1998	30	20		1		4	9	69,628	40
1999	28	19	2	1	1	8	13	223,051	1
Total	96	61	2	5	1	18	38	411,816	

PGA TOUR CAREER SUMMARY

PLAYOFF RECORD: 0-0

Year	Events Played	Cuts Made	1st	2nd	3rd	Top 10	Top 25	Earnings	Rank
1995	21	10				1	2	\$64,501	183
1996	30	14					4	116,071	155
1999	1								
2000	33	19		1		4	7	741,995	64
2001	31	16			1	2	4	508,208	99
2002	28	14				2	4	568,924	117
2003	32	18					3	365,177	147
Total	176	91		1	1	9	24	2,364,877	

COMBINED ALL-TIME MONEY (3 TOURS):

\$2,776,693

PGA TOUR TOP TOURNAMENT SUMMARY

Year	96	97	98	99	00	01	02	03
U.S. Open	CUT					CUT		
British Open						CUT		
PGA						CUT	CUT	
THE PLAYERS						T68	T4	W/D

PLAYER STATISTICS

MISC. NATIONWIDE TOUR STATISTICS

Career Low Round/Round:

63—1999 Fort Smith Classic/3

Career Largest Paycheck/Finish:

\$67,500—1999 Utah Classic/1

MISC. PGA TOUR STATISTICS

2003 Low Round/Round:

65—3 times, most recent Valero Texas Open/4

Career Low Round/Round:

62—1995 Walt Disney World/Oldsmobile Classic/1

Career Largest Paycheck/Finish:

\$259,200—2000 Tampa Bay Classic/2



DENNIS PAULSON

EXEMPT STATUS: 5th Nationwide Tour Qualifier at the 2003 PGA TOUR Qualifying Tournament

HEIGHT: 6-0

BIRTHDATE: September 27, 1962

RESIDENCE: Encinitas, CA; plays out of Rancho Santa Fe (The Farms)

EDUCATION: San Diego State University

TURNED PROFESSIONAL: 1988

WEIGHT: 200

BIRTHPLACE: San Gabriel, CA

FAMILY: Wife, Linda; Dillon Jay (6/10/97), Ethan James (5/10/00)

SPECIAL INTERESTS: Hunting, fishing, being a great dad

NATIONWIDE TOUR VICTORIES (1): 1998 Huntsville Open.

BEST 2003 NATIONWIDE TOUR FINISHES: T22—VB Open; T24—SAS Carolina Classic.

PGA TOUR VICTORIES (1): 2000 Buick Classic.

BEST 2003 PGA TOUR FINISHES: T3—Reno-Tahoe Open; T5—Greater Milwaukee Open.

PROFESSIONAL CAREER: Member of the PGA TOUR in 1994-95 and 1999-2003 and the Nationwide Tour in 1997-98. Made the cut in 10 of 15 PGA TOUR starts in 2003 and had a pair of top-10 finishes to wind up No. 135 on the final money list. With his T5 at the Greater Milwaukee Open, he recorded first top-10 on TOUR since a T3 at the 2001 BellSouth Classic. In Milwaukee, was one of five players to post all four rounds in the 60s. Was T3 at the Reno-Tahoe Open, where he shared the second-round lead with Tim Herron. Was T3 heading into the final round. Made the cut in 13 of 30 PGA TOUR starts in 2002. Finished outside the top 125 for the first time since 1998 and went without a top 10 for the first time in a season where he had 25 or more starts. Best finish was T11 at the B.C. Open, aided by rounds of 66-67 on the weekend. Earned a season-best payday of \$74,480 after a T12 finish at the BellSouth Classic. Also carded top 25s at the Greater Greensboro Chrysler Classic (T23) and the Disney Golf Classic (T14). Ranked No. 4 on TOUR in Driving Distance (293.7), the fourth time in his six years he has finished in the top 10. Earned a top-75 spot on the PGA TOUR money list for the third consecutive year in 2001 courtesy of three top-10s and 13 cuts made in 25 starts. Lost to Robert Allenby in six-way playoff at 2001 Nissan Open, but T2 finish was best on TOUR since winning the 2000 Buick Classic. Registered finest career moment in 2000 by capturing first PGA TOUR title at the Buick Classic. In first career Masters appearance, opened with 68 to hold outright first-round lead and finished 76-73-72 for solid T14 showing. Found vindication at Buick Classic with playoff victory over David Duval nearly a year after having lost in a playoff to close friend Duffy Waldorf in 1999. Became first player since Jim Furyk at 1996-97 Hawaiian Opens to participate in a playoff in the same event in consecutive years. In 1998, won Huntsville Open on Nationwide Tour, defeating Brent Schwarzrock in playoff. Named Nationwide Tour Player of Month in May 1998 for

victory and two other top-10s. During 1994 PGA TOUR season, finished T4 at Freeport-McMoRan Classic after an English Turn G&CC-record 10-under-par 62 in second round. Ranked second to Davis Love III in Driving Distance. Persistence at PGA TOUR National Qualifying Tournament eventually rewarded after eight consecutive unsuccessful attempts, beginning in 1987. Played three years on Asian Tour and won Philippines Open in 1990. Also captured the California State Open that season.

AMATEUR CAREER: While ranked No. 1 in Southern California, quit golf in high school because of political issues involving scholarships. Didn't play for 18 months before going to San Diego State, where he missed making team. Tried again 18 months later and gained last spot via qualifying.

PERSONAL: Nickname, "The Chief," evolved while playing with brother Dean in tournament at Valencia CC in mid-80s.

NATIONWIDE TOUR CAREER SUMMARY							PLAYOFF RECORD: 1-0		
Year	Events Played	Cuts Made	1st	2nd	3rd	Top 10	Top 25	Earnings	Rank
1990	1	1					1	\$963	217
1992	1								
1997	25	18		2		5	13	81,344	25
1998	26	18	1	2		8	13	145,065	6
2003	5	3					2	11,161	185
Total	58	40	1	4		13	29	238,533	

PGA TOUR CAREER SUMMARY							PLAYOFF RECORD: 1-2		
Year	Events Played	Cuts Made	1st	2nd	3rd	Top 10	Top 25	Earnings	Rank
1985A	1								
1986	1								
1994	27	12				1	5	\$142,515	125
1995	30	11				1	4	103,411	158
1998	1	1						4,557	317
1999	28	25		2		7	9	1,313,814	27
2000	26	15	1			1	5	896,098	51
2001	25	13		1	1	3	7	811,105	64
2002	30	13					4	344,121	151
2003	15	10			1	2	3	452,648	135
Total	184	100	1	3	2	15	37	4,068,269	

COMBINED ALL-TIME MONEY (3 TOURS):

\$4,306,802

PGA TOUR TOP TOURNAMENT SUMMARY										
Year	95	96	97	98	99	00	01	02		
Masters								T14	CUT	
U.S. Open								W/D	CUT	
British Open					T58			T11	CUT	
PGA					CUT		T58	CUT		
THE PLAYERS		CUT					CUT	T31	CUT	
TOUR Championship					29					
WGC-Accenture Match Play							T33	T33		
WGC-American Express Champ						T20	T45			

PLAYER STATISTICS

2003 NATIONWIDE TOUR STATISTICS

Scoring Average	71.06	(N/A)
Driving Distance	298.8	(N/A)
Driving Accuracy Percentage	58.3%	(N/A)
Total Driving	1,998	(N/A)
Greens in Regulation Pct.	70.1%	(N/A)
Putting Average	1.762	(N/A)
Sand Save Percentage	50.0%	(N/A)
Eagles (Holes per)	288.0	(N/A)
Birdie Average	3.94	(N/A)
Scoring Avg Before Cut	71.20	(N/A)
Scoring Avg 3rd Rnd	69.33	(N/A)
Scoring Avg Final Rnd	72.33	(N/A)
Birdie Conversion %	29.9%	(N/A)
Par Breakers	22.2%	(N/A)

MISC. NATIONWIDE TOUR STATISTICS

2003 Low Round/Round:

64—SAS Carolina Classic/3

Career Low Round/Round:

63—1997 Puget Sound Open/2

Career Largest Paycheck/Finish:

\$40,500—1998 Huntsville Open/1

MISC. PGA TOUR STATISTICS

2003 Low Round/Round:

64—Greater Hartford Open/1

Career Low Round/Round:

62—1994 Freeport-McMoRan Classic/2

Career Largest Paycheck/Finish:

\$540,000—2000 Buick Classic/1



SCOTT PETERSEN

EXEMPT STATUS: 37th Nationwide Tour Qualifier at the 2003 PGA TOUR Qualifying Tournament

HEIGHT: 6-3

BIRTHDATE: July 4, 1970

RESIDENCE: Parker, CO; plays out of GC of Bear Dance

EDUCATION: University of Colorado (1993)

TURNED PROFESSIONAL: 1993

WEIGHT: 195

BIRTHPLACE: Williston, ND

FAMILY: Wife, Heather

SPECIAL INTERESTS: Fishing

NATIONWIDE TOUR VICTORIES (1): 2000 Inland Empire Open.

BEST 2003 NATIONWIDE TOUR FINISH: T3—Rheem Classic.

PROFESSIONAL CAREER: Member of the Nationwide Tour in 1996 and again from 2000-03...Made the cut in 11 of 25 appearances on the 2003 Nationwide Tour. Finished the season No. 73 on the final money list, with \$69,972...Managed five finishes inside the top 25 but only had one top-10 result—a T3 at the Rheem Classic. Opened with a 64 in Fort Smith, AR, to grab the first-round lead by one shot. Followed up with scores of 75-68-66 that left him at 7-under-par 273, just one shot shy of a Zach Johnson/Steve Haskins playoff...Was two off the 36-hole lead at the Omaha Classic and wound up T12...Made the cut in 11 of 16 events in 2002, with four top-25s...Best finish was a T8 at the Price Cutter Charity Championship...Best round was a 5-under-par 67 in round two of the Utah Classic...Ranked No. 11 in Greens in Regulation (68.7 percent) and No. 14 in Scoring Average Before the Cut (70.47)...Missed the cut in 16 of 24 tournaments during the 2001 season, including 11 of the first 12 events...Notched two top-10 finishes, a T5 at the Omaha Classic and a T9 at the Wichita Open...Opened with three straight 67s at the Omaha Classic, closing with a 71 and a season-best paycheck of \$19,950...Made the cut in just three of 13 events in 2000 as a non-exempt member...Made one cut in his first 11 tournaments, finishing T62 at the Greensboro Open...At the Inland Empire Open, the final full-field event of the year, he carded a 7-under-par 65 in the opening round and was just one shot back of leader Sonny Skinner. In the final round, four birdies on the front nine gave him a four-stroke lead at the turn. Posted even-par score on the back nine, good for a four-stroke victory over six others...Played in 24 events in 1996 and was T2 at the South Carolina Classic, thanks to a final-round 65...Played on the Canadian Tour from 1997-99...Won the 1999 Samsung CPGA Championship and finished ninth on the McDonald's Order of Merit...Won the 1997 Infiniti Championship...Had four top-10 finishes on the 1995 Dakotas Tour.

AMATEUR CAREER: Starred as a prep at Englewood's Cherry Creek High School...Attended the University of Tulsa his freshman and sophomore years before transferring to the University of Colorado. Led the Buffaloes in stroke average in his two years at CU, one of only eight players in school history to do so for multiple seasons. Set a mark for lowest career stroke average for 50 rounds or more (73.47 in 77 rounds), a mark that still stands. Won the John A. Burns Intercollegiate (Honolulu) and the Fresno State Lexus Classic as a senior. Posted eight top-five finishes in his two seasons at CU. Second-team All-Big 8 Conference and honorable-mention All-America.

NATIONWIDE TOUR CAREER SUMMARY

PLAYOFF RECORD: 0-0

Year	Events Played	Cuts Made	1st	2nd	3rd	Top 10	Top 25	Earnings	Rank
1991	1								
1994	1								
1996	24	5		1		1	1	\$19,603	87
2000	13	3	1			2	2	86,846	60
2001	24	8				2	3	46,756	86
2002	16	11				1	4	42,597	88
2003	25	11			1	1	5	69,972	73
Total	104	38	1	1	1	7	15	265,775	

PGA TOUR CAREER SUMMARY

PLAYOFF RECORD: 0-0

Year	Events Played	Cuts Made	1st	2nd	3rd	Top 10	Top 25	Earnings	Rank
1997	2								
1999	1								
Total	3								

COMBINED ALL-TIME MONEY (3 TOURS):

\$265,775

PLAYER STATISTICS

2003 NATIONWIDE TOUR STATISTICS

Scoring Average	70.99	(71)
Driving Distance	292.3	(77)
Driving Accuracy Percentage	64.4%	(64)
Total Driving	141	(64)
Greens in Regulation Pct.	67.7%	(56)
Putting Average	1.796	(102)
Sand Save Percentage	47.7%	(78)
Eagles (Holes per)	432.0	(134)
Birdie Average	3.61	(77)
All-Around Ranking	659	(92)
Scoring Avg Before Cut	71.22	(91)
Scoring Avg 3rd Rnd	70.09	(39)
Scoring Avg Final Rnd	70.82	(50)
Birdie Conversion %	28.1%	(110)
Par Breakers	20.3%	(87)

MISC. NATIONWIDE TOUR STATISTICS

2003 Low Round/Round:
64—Rheem Classic/1

Career Low Round/Round:
64—2003 Rheem Classic/1

Career Largest Paycheck/Finish:
\$72,000—2000 Inland Empire Open/1

MISC. PGA TOUR STATISTICS

Career Low Round/Round:
69—1997 Greater Vancouver Open/1



D.A. POINTS

EXEMPT STATUS: 50th on the 2003 Nationwide Tour money list

HEIGHT: 6-1

BIRTHDATE: December 1, 1976

RESIDENCE: Orlando, FL

EDUCATION: University of Illinois (1999, Speech Communications)

TURNED PROFESSIONAL: 1999

WEIGHT: 195

BIRTHPLACE: Pekin, IL

FAMILY: Single

SPECIAL INTERESTS: Basketball, fishing, cars

NATIONWIDE TOUR VICTORIES (1): 2001 Inland Empire Open.

BEST 2003 NATIONWIDE TOUR FINISHES: T3—LaSalle Bank Open; T9—First Tee Arkansas Classic.

PROFESSIONAL CAREER: Member of the Nationwide Tour from 2001-03...Made the cut in 18 of 24 appearances on the 2003 Nationwide Tour, with seven top-25 finishes. Finished No. 50 on the season-ending money list, with \$95,614...Notched his best showing at the LaSalle Bank Open where rounds of 68-69-64-73 and a 14-under-par 274 left him three shots behind champion Andre Stolz. His 64 was a new-course record at The Glen Club and vaulted him into a share of the 54-hole lead...His 10-under 62 in the second round of the Dayton Open tied The GC at Yankee Trace course record...Also cracked the top 10 at the First Tee Arkansas Classic (T9)...Made the cut in 15 of 23 starts in 2002 and wound up No. 66 on the money list, with \$68,341...Had seven top-25 finishes and one top-10, a T4 at the Gila River Golf Classic...Matched the Whirlwind GC record with

a 10-under-par 61 in third round at Gila River. Moved into a tie for second place at the 54-hole mark, four back of leader David Branshaw. Final-day 73 dropped him five back of winner Branshaw...Finished T42 at the 2001 PGA TOUR Qualifying Tournament, missing earning his card on the PGA TOUR by just two strokes...Made the cut in 14 of 20 tournaments on the Nationwide Tour during his rookie season in 2001...Won the Inland Empire Open with rounds of 65-66-68-68 and a 21-under par total. Collected \$76,500 for the win...Ranked No. 30 on the final money list, with \$126,366...Posted one other top-10 finish, a fourth at the Gila River Classic. Once again fired all four rounds in the 60s (67-67-65-64)...Had four top-25 finishes...Was 12th on Tour in Driving Distance (299.4).

AMATEUR CAREER: Third-team All-America at Illinois...Three-time Illinois State Amateur champion...Reached the quarterfinals of the 1996 U.S. Amateur Championship at Pumpkin Ridge GC. Posted scores of 70-74 to advance to match play. Defeated Bill Kuhlke, Jeff Gilchrist and Randy Leen to reach the quarterfinals, where he lost, 3 and 2, to eventual winner Tiger Woods.

D.A. Points (cont.)

NATIONWIDE TOUR CAREER SUMMARY

PLAYOFF RECORD: 1-0

Year	Events Played	Cuts Made	1st	2nd	3rd	Top 10	Top 25	Earnings	Rank
2001	20	14	1			2	4	\$126,366	30
2002	23	15				1	7	68,341	66
2003	24	18			1	2	7	95,613	50
Total	67	47	1		1	5	18	290,320	

PLAYER STATISTICS

2003 NATIONWIDE TOUR STATISTICS

Scoring Average	70.69	(45)
Driving Distance	293.7	(73)
Driving Accuracy Percentage	60.2%	(105)
Total Driving	178	(113)
Greens in Regulation Pct.	67.3%	(67)
Putting Average	1.793	(99)
Sand Save Percentage	48.4%	(72)
Eagles (Holes per)	108.0	(20)
Birdie Average	3.44	(103)
All-Around Ranking	584	(71)
Scoring Avg Before Cut	70.38	(31)
Scoring Avg 3rd Rnd	70.67	(65)

Scoring Avg Final Rnd	71.56	(82)
Birdie Conversion %	28.2%	(106)
Par Breakers	20.0%	(94)

MISC. NATIONWIDE TOUR STATISTICS

2003 Low Round/Round:

62—Dayton Open/2

Career Low Round/Round:

61—2002 Gila River Classic at Wild Horse Pass Resort/3

Career Largest Paycheck/Finish:

\$76,500—2001 Inland Empire Open/1



TED POTTER, JR.

EXEMPT STATUS: 38th Nationwide Tour Qualifier at the 2003 PGA TOUR Qualifying Tournament

HEIGHT: 5-11

BIRTHDATE: November 9, 1983

RESIDENCE: Silver Springs, FL

TURNED PROFESSIONAL: 2002

WEIGHT: 195

BIRTHPLACE: Ocala, FL

FAMILY: Single

SPECIAL INTERESTS: Fishing, hunting

PROFESSIONAL CAREER: Will be a rookie on the 2004 Nationwide Tour...Has never teed it up on either the Nationwide Tour or PGA TOUR...Played the Moonlight Tour in central Florida in 2002.

AMATEUR CAREER: Four-year starter at Lake Weir HS in Ocala, FL...Won district three times...Competed in Florida Junior Golf Association events in 2001-02...His 137 score is the second-lowest 36-hole score in FJGA history, bettered only by David Gossett's 135 total in 1996.

PERSONAL: Father got him started in the game at the age of 2.



RICK PRICE

EXEMPT STATUS: 25th Nationwide Tour Qualifier at the 2003 PGA TOUR Qualifying Tournament

HEIGHT: 6-0

BIRTHDATE: May 18, 1968

RESIDENCE: Jupiter, FL; plays out of Jupiter Dunes CC

EDUCATION: Methodist College

TURNED PROFESSIONAL: 1987

WEIGHT: 160

BIRTHPLACE: Reading, PA

FAMILY: Wife, Melinda

SPECIAL INTERESTS: Sports

BEST NATIONWIDE TOUR CAREER FINISH: 3—2001 Fort Smith Classic.

BEST 2003 NATIONWIDE TOUR FINISHES: T6—Dayton Open; T9—Clearwater Classic.

PROFESSIONAL CAREER: Member of the Nationwide Tour in 1999-2001 and 2003...Made the cut in 13 of 23 events on the 2003 Nationwide Tour. Wrapped up the season with \$70,307 and the No. 71 spot on the final money list...Posted six top-25 finishes, including two inside the top 10 at the Dayton Open (T6) and the Clearwater Classic (T9)...Was never worse than a T6 after each round at Dayton...Was T4 at the halfway point of the Alberta Calgary Classic...Missed the cut at the 2002 Louisiana Open, his only Nationwide Tour start that year...Made the cut in 14 of 23 starts on the 2001 Nationwide Tour, with four top-25 finishes...Best showing was a third-place effort at the Fort Smith Classic. Shared the 54-hole lead with Jay Delsing and Jeff Freeman. Posted a final-round 66 but missed a playoff by one stroke...Made the cut in eight of 19 events in 2000, with two top-25 finishes, both T19 showings...Posted a 7-under-par 65 in the first round of the Wichita Open and trailed by just one stroke after the opening 18...Moved into contention at the Fort Smith Classic after carding a 6-under 64 in the third round. Was tied for fifth place, just two strokes back of 54-hole leader Tim Clark but faded to a T38 showing with a final-round 77...Played in just three events in 1999 and made the cut in two...Finished 14th on the 1999 TearDrop Tour money list...Won the 1999 New Bern (NC) Classic...Has 20 mini-tour wins to his credit...Qualified for the 1991 U.S. Open at Hazeltine in Minnesota...Posted rounds of 77-74 to miss the cut.

PERSONAL: Married to former LPGA player Melinda Daniels-Price.

NATIONWIDE TOUR CAREER SUMMARY

PLAYOFF RECORD: 0-0

Year	Events Played	Cuts Made	1st	2nd	3rd	Top 10	Top 25	Earnings	Rank
1997	2	1					1	\$1,603	202
1998	1	1						360	300
1999	20	5					1	5,508	152
2000	19	8					2	21,696	137
2001	23	14			1	1	4	60,237	70
2002	1								
2003	23	13					6	70,307	71
Total	89	42			1	3	14	159,711	

PGA TOUR CAREER SUMMARY

PLAYOFF RECORD: 0-0

Year	Events Played	Cuts Made	1st	2nd	3rd	Top 10	Top 25	Earnings	Rank
1990	1								
1991	1								
Total	2								

COMBINED ALL-TIME MONEY (3 TOURS):

\$159,711

Rick Price (cont.)

PGA TOUR TOP TOURNAMENT SUMMARY

Year	91
U.S. Open	CUT

PLAYER STATISTICS

2003 NATIONWIDE TOUR STATISTICS

Scoring Average	70.90	(64)
Driving Distance	283.9	(115)
Driving Accuracy Percentage	69.1%	(20)
Total Driving	135	(56)
Greens in Regulation Pct.	66.9%	(72)
Putting Average	1.774	(62)
Sand Save Percentage	50.5%	(50)
Eagles (Holes per)	259.2	(118)
Birdie Average	3.65	(72)
All-Around Ranking	573	(67)
Scoring Avg Before Cut	70.37	(30)
Scoring Avg 3rd Rnd	71.85	(121)
Scoring Avg Final Rnd	71.85	(100)
Birdie Conversion %	30.5%	(60)
Par Breakers	20.7%	(73)

MISC. NATIONWIDE TOUR STATISTICS

2003 Low Round/Round:
66—7 times, most recent Envirocare Utah Classic/2

Career Low Round/Round:
64—2000 Fort Smith Classic/3

Career Largest Paycheck/Finish:
\$28,900—2001 Fort Smith Classic/3

MISC. PGA TOUR STATISTICS

Career Low Round/Round:
74—1991 U.S. Open Championship/2



CHARLES RAULERSON

EXEMPT STATUS: Special Members/Medical

HEIGHT: 6-0

BIRTHDATE: January 29, 1964

RESIDENCE: Jacksonville, FL; plays out of Orange Park CC

EDUCATION: Clemson University, Louisiana State University

TURNED PROFESSIONAL: 1987

WEIGHT: 170

BIRTHPLACE: Jacksonville, FL

FAMILY: Wife, Liza; Charles Ray Raulerson III (3/19/00), Lauren LaBelle (8/15/02)

SPECIAL INTERESTS: Fishing, reading, stock market

NATIONWIDE TOUR VICTORIES (2): 1998 Oregon Classic, Inland Empire Open.

BEST 2003 NATIONWIDE TOUR FINISHES: T18—Monterey Peninsula Classic; T21—Albertsons Boise Open.

BEST PGA TOUR CAREER FINISH: 7—1999 Air Canada Championship.

PROFESSIONAL CAREER: Member of the Nationwide Tour in 1990, 1998 and 2001-03. PGA TOUR member in 1994 and 1999-2000...Is recovering from rib and hip injuries. Finished No. 146 on the 2003 Nationwide Tour, making the cut in six of 12 starts. Two top-25s on the season, T18 at the Monterey Peninsula Classic and T21 at the Albertsons Boise Open...Made the cut in 12 of 22 Nationwide Tour starts in 2002, with six top-25 finishes—including three top-15 finishes in span of four early season events beginning with T11 at the Louisiana Open. Had huge turnaround late in the season where he carded rounds of 82-78 and missed the cut at the Bank of America Monterey Peninsula Classic. Posted rounds of 67-63 to open the Gila River Golf Classic the following week. His second-round 63 was a career-best. Added weekend rounds of 68-68 to wind up 18-under par and T2, four back of winner David Branshaw...Made the cut in 15 of 25 tournaments on the Nationwide Tour in 2001. Finished No. 36 on the final money list, with \$116,966. Posted five top-five and 10 top-25 finishes. T4 finishes at the Louisiana Open and the Fort Smith Classic. Other top-five finish came at the Utah Classic, a T5. Had the Tour's best Final-Round Stroke Average (68.60) as a result of 10 of 14 rounds in the 60s...Made the cut in 17 of 32 PGA TOUR events in 2000, with two top-25 finishes. Best event was the Shell Houston Open, where he T11 after posting scores of 68-69-74-68...Had two top-10 finishes during the 1999 PGA TOUR season, a seventh place at the Air Canada Championship and a T9 the following week at the Bell Canadian Open...First earned his

PGA TOUR card with a T37 finish at the 1993 PGA TOUR Qualifying Tournament...Returned to the PGA TOUR by virtue of his No. 7 finish on the 1998 Nationwide Tour money list. Made the cut in 21 of 28 events that year. Won two of the final four events to vault from No. 42 to No. 7. Earned first title with a five-stroke win at the inaugural Oregon Classic. His second win came two weeks later at the Inland Empire Open, where his tournament-record, 20-under-par 268 was good for a three-shot victory...Was not a member of any tour for three years, from 1995-97...Won the 1989 Jamaican Open...Captured European Challenge Tour titles at the 1992 South France Open and the 1993 Gortex Classic in Scotland...Played in the 1996 U.S. Open at Oakland Hills CC but was forced to withdraw after the opening round.

PERSONAL: Worked as vice-president of ABC Rail in Milwaukee, WI, where his division manufactured speed-control hardware for railroad yards...His wife, Liza, is also an excellent golfer and caddied for him when he won his Nationwide Tour titles in 1998.

NATIONWIDE TOUR CAREER SUMMARY

PLAYOFF RECORD: 0-0

Year	Events Played	Cuts Made	1st	2nd	3rd	Top 10	Top 25	Earnings	Rank
1990	27	12				2	5	\$16,251	61
1994	1								
1998	28	21	2			7	12	142,976	7
1999	1	1						765	239
2001	25	15				5	10	116,966	36
2002	22	12		1		1	6	91,408	53
2003	12	6					2	19,698	146
Total	116	67	2	1		15	35	388,064	

PGA TOUR CAREER SUMMARY

PLAYOFF RECORD: 0-0

Year	Events Played	Cuts Made	1st	2nd	3rd	Top 10	Top 25	Earnings	Rank
1994	24	9						\$33,919	204
1995	1								
1996	1								
1999	32	20				2	5	326,893	125
2000	32	17					2	210,093	159
2001	2								
2002	1								
Total	93	46				2	7	570,905	

COMBINED ALL-TIME MONEY (3 TOURS):

\$958,969

PGA TOUR TOP TOURNAMENT SUMMARY

Year	96	97	98	99	00	01	02
U.S. Open			W/D			CUT	CUT
THE PLAYERS						CUT	

PLAYER STATISTICS

2003 NATIONWIDE TOUR STATISTICS

Scoring Average	72.41	(N/A)
Driving Distance	293.5	(N/A)
Driving Accuracy Percentage	58.0%	(N/A)
Total Driving	1,998	(N/A)
Greens in Regulation Pct.	59.6%	(N/A)
Putting Average	1.803	(N/A)
Sand Save Percentage	46.7%	(N/A)
Eagles (Holes per)	306.0	(N/A)
Birdie Average	3.29	(N/A)
Scoring Avg Before Cut	72.82	(N/A)
Scoring Avg 3rd Rnd	71.83	(N/A)
Scoring Avg Final Rnd	71.50	(N/A)
Birdie Conversion %	28.7%	(N/A)
Par Breakers	18.6%	(N/A)

MISC. NATIONWIDE TOUR STATISTICS

2003 Low Round/Round:

65—SAS Carolina Classic/2

Career Low Round/Round:

63—2002 Gila River Classic at Wild Horse Pass Resort/2

Career Largest Paycheck/Finish:

\$40,500—2 times, most recent 1998 Inland Empire Open /1

MISC. PGA TOUR STATISTICS

Career Low Round/Round:

64—1999 Canon Greater Hartford Open/1

Career Largest Paycheck/Finish:

\$83,750—1999 Air Canada Championship/7



JIM RUTLEDGE

EXEMPT STATUS: 12th Nationwide Tour Qualifier at the 2003 PGA TOUR Qualifying Tournament

HEIGHT: 5-11

BIRTHDATE: August 26, 1959

RESIDENCE: Victoria, British Columbia, Canada; plays out of Victoria GC

SPECIAL INTERESTS: Family, fishing

TURNED PROFESSIONAL: 1978

WEIGHT: 180

BIRTHPLACE: Victoria, British Columbia, Canada

FAMILY: Wife, Jill; Ryan (5/11/89)

BEST NATIONWIDE TOUR CAREER FINISH: T17—2001 Richmond Open.

BEST 2003 NATIONWIDE TOUR FINISH: T29—Samsung Canadian PGA Championship.

BEST PGA TOUR CAREER FINISH: T26—1982 Canadian Open.

PROFESSIONAL CAREER: Member of the Nationwide Tour in 2001-03...Made the cut in seven of 12 starts in 2003, with his best finish a T29 at the Samsung Canadian PGA Championship...Ranked No. 8 in Total Driving and Ball Striking...Made the cut in 12 of 17 events in 2002, with a pair of top-25 finishes...Ended the year No. 110 on the money list...Was T24 at the Richmond Open and T23 at the Hershey Open...Closed the year by making the cut in eight of his last nine starts...Ranked No. 2 in Bounce Back (26.5 percent) and No. 5 in Par 5 Birdies (46.8 percent)...Made the cut in seven of 12 tournaments as a rookie on the Nationwide Tour in 2001...Best tournament was a T17 at the Richmond Open...Recorded two eagles during the second round of the Gila River Golf Classic, where he carded a season-best 65 during the final round...Member of the Canadian Tour for most of his professional career...Has six Canadian Tour victories, including the 1995 Montclair PEI Classic, 1994 Alberta Open, 1984 CPGA Championship and 1979, 1981 and 1999 British

PLAYER STATISTICS

2003 NATIONWIDE TOUR STATISTICS

Scoring Average	71.14	(86)
Driving Distance	300.3	(37)
Driving Accuracy Percentage	67.5%	(34)
Total Driving	71	(8)
Greens in Regulation Pct.	69.3%	(22)
Putting Average	1.844	(145)
Sand Save Percentage	44.7%	(106)
Eagles (Holes per)	216.0	(102)
Birdie Average	3.17	(132)
All-Around Ranking	664	(96)
Scoring Avg Before Cut	71.29	(99)
Scoring Avg 3rd Rnd	72.00	(123)
Scoring Avg Final Rnd	69.67	(14)
Birdie Conversion %	24.8%	(145)
Par Breakers	18.1%	(131)

MISC. NATIONWIDE TOUR STATISTICS

2003 Low Round/Round:

66—Omaha Classic/4

Career Low Round/Round:

65—2 times, most recent 2001 Gila River Classic at Wild Horse Pass Development/4

Career Largest Paycheck/Finish:

\$5,376—2001 Richmond Open/T17

MISC. PGA TOUR STATISTICS

2003 Low Round/Round:

74—Bell Canadian Open/2

Career Low Round/Round:

67—2 times, most recent 1986 Buick Open/1

Career Largest Paycheck/Finish:

\$3,081—1982 Canadian Open/T26

Columbia Opens...Has finished third on the Canadian Tour Order of Merit three times...Winner of the 1995 Indian Open...Member of the Canadian World Cup team in 1984 and 1995...Two-time Dunhill Cup member (1993, '96)...Has played the Asian Tour and European Tour...Third on the 1994 Asian Tour Order of Merit...Has made the cut in seven of 28 career PGA TOUR starts, with his best finish a T26 at the 1982 Buick Open.

AMATEUR CAREER: 1977 Canadian Junior Championship and 1975 Canadian Juvenile Championship winner.

NATIONWIDE TOUR CAREER SUMMARY

PLAYOFF RECORD: 0-0

Year	Events Played	Cuts Made	1st	2nd	3rd	Top 10	Top 25	Earnings	Rank
2001	12	7					1	\$16,673	145
2002	17	12					2	32,772	110
2003	12	7						13,688	176
Total	41	26					3	63,133	

PGA TOUR CAREER SUMMARY

PLAYOFF RECORD: 0-0

Year	Events Played	Cuts Made	1st	2nd	3rd	Top 10	Top 25	Earnings	Rank
1980	1								
1982	2	1						\$3,081	234
1983	1								
1984	3								
1985	6	3						3,913	211
1986	5	3						3,785	235
1987	2								
1989	1								
1993	1								
1994	1								
1996	1								
1997	1								
1998	1								
2002	1								
2003	1								
Total	28	7						10,779	

COMBINED ALL-TIME MONEY (3 TOURS):

\$73,912

PGA TOUR TOP TOURNAMENT SUMMARY

Year	90	91
British Open	T57	CUT



ANDY SANDERS

EXEMPT STATUS: Special Members/Medical

HEIGHT: 5-11

BIRTHDATE: November 8, 1978

RESIDENCE: Houston, TX

EDUCATION: University of Houston

TURNED PROFESSIONAL: 2002

WEIGHT: 175

BIRTHPLACE: Big Rapids, MI

FAMILY: Single

BEST NATIONWIDE TOUR CAREER FINISH: T2—2002 Fort Smith Classic.

BEST 2003 NATIONWIDE TOUR FINISH: T9—Samsung Canadian PGA Championship.

PROFESSIONAL CAREER: Is recovering from a back injury. Member of the Nationwide Tour in 2003...Made the cut in three of 12 starts through July, with a T15 at BMW Charity Pro-Am at The Cliffs and a T9 at the Samsung Canadian PGA Championship among his made cuts...Played his way onto the Nationwide Tour in 2002 and made the cut in seven of 13 events...Monday qualifier at the Louisiana Open, where he T8. Third-round 64 put him at 17-under par and tied him for third heading into the final round...Had a T10 the following week at the Arkansas Classic...Earned third straight top-10 the next week with a T5 at the BMW Charity Pro-Am at The Cliffs, pushing him to No. 12 on the money list after the first five weeks...Qualified for the U.S. Open but missed the cut at the Bethpage State Park...Consecutive 66s gave him a share of the

36-hole lead at the Fort Smith Classic in July. Added rounds of 71-67 and T2, one shot back of winner Todd Fischer...Was in a five-way tie for second place, one off the lead, after 54 holes at the Preferred Health Systems Wichita Open. Final-round 75 dropped him into a T21...Ranked No. 3 in Third-Round Scoring Average (68.71) and No. 9 in Driving Accuracy Percentage (71.3 percent).

AMATEUR CAREER: University of Houston teammate of Nationwide Tour member Victor Schwamkrug...Three-time first-team all-conference choice and a second-team selection as a freshman. Named Conference USA Freshman of the Year in 1998. Helped the Cougars to four straight Conference USA team titles. Individual medalist during sophomore and junior seasons...Led Houston to fourth-place finish at 2000 NCAA Championship. Finished T7 individually...Two-time Ohio state champion in high school...Three-time Cincinnati high school player of the year.

PERSONAL: Father is a PGA professional.

Andy Sanders (cont.)

NATIONWIDE TOUR CAREER SUMMARY					PLAYOFF RECORD: 0-0				
Year	Events Played	Cuts Made	1st	2nd	3rd	Top 10	Top 25	Earnings	Rank
2002	13	7		1		4	5	\$84,177	55
2003	13	3				1	2	22,641	137
Total	26	10		1		5	7	106,818	

PGA TOUR CAREER SUMMARY					PLAYOFF RECORD: 0-0				
Year	Events Played	Cuts Made	1st	2nd	3rd	Top 10	Top 25	Earnings	Rank
2002	1								
2003	1								
Total	2								

PGA TOUR TOP TOURNAMENT SUMMARY				
Year	02			
U.S. Open	CUT			

PLAYER STATISTICS

2003 NATIONWIDE TOUR STATISTICS		
Scoring Average	71.81	(N/A)
Driving Distance	286.3	(N/A)
Driving Accuracy Percentage	64.6%	(N/A)
Total Driving	1,998	(N/A)
Greens in Regulation Pct.	60.2%	(N/A)
Putting Average	1.764	(N/A)
Sand Save Percentage	41.0%	(N/A)
Eagles (Holes per)	96.0	(N/A)
Birdie Average	3.47	(N/A)
Scoring Avg Before Cut	71.88	(N/A)
Scoring Avg 3rd Rnd	70.00	(N/A)
Scoring Avg Final Rnd	73.00	(N/A)
Birdie Conversion %	30.9%	(N/A)
Par Breakers	20.3%	(N/A)

MISC. NATIONWIDE TOUR STATISTICS

2003 Low Round/Round:
66—BMW Charity Pro-Am at The Cliffs/3
Career Low Round/Round:
64—2 times, most recent 2002 Preferred Health Systems Wichita Open/2
Career Largest Paycheck/Finish:
\$31,733—2002 Fort Smith Classic/T2

MISC. PGA TOUR STATISTICS

2003 Low Round/Round:
74—AT&T Pebble Beach National Pro-Am/3
Career Low Round/Round:
74—2 times, most recent 2003 AT&T Pebble Beach National Pro-Am/1



KELLY SELLERS

EXEMPT STATUS: Special Members/Medical

HEIGHT: 5-10

BIRTHDATE: June 20, 1974

RESIDENCE: Bartow, FL; plays out of Grasslands CC (Lakeland, FL)

SPECIAL INTERESTS: Hunting, fishing

TURNED PROFESSIONAL: 1995

WEIGHT: 215

BIRTHPLACE: Lakeland, FL

FAMILY: Single

BEST NATIONWIDE TOUR CAREER FINISH: 67—2003 Albertsons Boise Open.

BEST 2003 NATIONWIDE TOUR FINISH: 67—Albertsons Boise Open.

PROFESSIONAL CAREER: Is coming back this year from a foot injury. Member of the 2003 Nationwide Tour...Made the cut in two of 14 starts last season. Best round of the year was an opening 67 at the Albertsons Boise Open...Missed the cut in only previous

PLAYER STATISTICS

2003 NATIONWIDE TOUR STATISTICS

Scoring Average	73.65	(N/A)
Driving Distance	307.7	(N/A)
Driving Accuracy Percentage	52.9%	(N/A)
Total Driving	1,998	(N/A)
Greens in Regulation Pct.	58.2%	(N/A)
Putting Average	1.818	(N/A)
Sand Save Percentage	51.0%	(N/A)
Eagles (Holes per)	186.0	(N/A)
Birdie Average	3.16	(N/A)
Scoring Avg Before Cut	73.44	(N/A)
Scoring Avg 3rd Rnd	72.50	(N/A)

Scoring Avg Final Rnd	77.50	(N/A)
Birdie Conversion %	29.1%	(N/A)
Par Breakers	18.1%	(N/A)

MISC. NATIONWIDE TOUR STATISTICS

2003 Low Round/Round:
67—Albertsons Boise Open/1

Career Low Round/Round:
67—2003 Albertsons Boise Open/1

Career Largest Paycheck/Finish:
\$1,590—2003 Albertsons Boise Open/67

three career Tour starts, the 1999 New Mexico Classic, the 2001 Florida Classic and the 2001 BMW Charity Pro-Am at The Cliffs...Has never played in a PGA TOUR event...Has played several mini-tours, including the Hooters Tour and Coca-Cola Tour...Made the cut in 15 of 18 starts on the 2002 NGA Hooters Tour, with six top-10 finishes...Finished No. 14 on the money list, with \$37,839, good for eighth on the points list...Runner-up at the Wilmington, NC, event, losing to current Nationwide Tour player Jeremy Wilkinson by one stroke...Finished T4 the following week at the Myrtle Beach, SC, event...Finished the season No. 12 in total birdies and No. 7 in par 5 performance.

PERSONAL: Father got him started in the game as a youngster.

NATIONWIDE TOUR CAREER SUMMARY					PLAYOFF RECORD: 0-0				
Year	Events Played	Cuts Made	1st	2nd	3rd	Top 10	Top 25	Earnings	Rank
1999	1								
2001	2								
2003	14	2						\$2,993	268
Total	17	2						2,993	



SCOTT STERLING

EXEMPT STATUS: 53rd on the 2003 Nationwide Tour money list

HEIGHT: 5-10

BIRTHDATE: February 2, 1972

RESIDENCE: Baton Rouge, LA; plays out of University Club

EDUCATION: Louisiana State University (1994, General Studies)

TURNED PROFESSIONAL: 1995

WEIGHT: 150

BIRTHPLACE: Beaumont, TX

FAMILY: Wife, Stephanie

SPECIAL INTERESTS: Fishing, music, family

BEST NATIONWIDE TOUR CAREER FINISH: T4—2003 Lake Erie Charity Classic at Peek 'n Peak Resort.

BEST 2003 NATIONWIDE TOUR FINISHES: T4—Lake Erie Charity Classic at Peek 'n Peak Resort; T7—LaSalle Bank Open; T8—Chitimacha Louisiana Open.

PROFESSIONAL CAREER: Member of the Nationwide Tour in 2002-03...Made the cut in 16 of 28 appearances on the 2003 Nationwide Tour, with seven top-25 finishes. Earned \$94,017 in 2003 to finish No. 53 on the money list...Finished T4 at the Lake Erie Charity Classic for his best showing of the season. Was tied for second after 36 holes, one stroke back of leader Stan Utley...Also cracked the top 10 at the LaSalle Bank Open (T7) and the Chitimacha Louisiana Open (T8)...Had a hole-in-one on No. 6 during the third round of the Gila River Golf Classic...Was tied for fifth at the halfway point of the Miccosukee

Championship...Enjoyed solid rookie season in 2002, making the cut in 18 of 26 Nationwide Tour starts...Began the year with a T26 at the Jacob's Creek Open and a T13 at the Holden Clearwater Classic...T5 at the BMW Charity Pro-Am...Made the cut in seven straight events, starting in June. Posted par-or-better scores in 24 of 28 rounds, had a scoring average of 69.5 and earned nearly half of his season money during the streak, which featured top-20 finishes in last six starts...Finished T42 at the 2001 PGA TOUR Qualifying Tournament at Bear Lakes CC, missing his PGA TOUR card by only two strokes...Played in seven tournaments on the Nationwide Tour in 1999, finishing No. 274 on the money list...Winner of the 2001 NGA Tour Championship...Has never played in a PGA TOUR event.

AMATEUR CAREER: Earned All-American honors while at Louisiana State University...Won three collegiate tournaments and had 10 top-10 finishes at

Scott Sterling (cont.)

LSU...Named to the All-Southeastern Conference first team in 1994, as well as the second team in 1993...College teammate of Nationwide Tour member Perry Moss and PGA TOUR member Brian Bateman...Medalist at 1993 U.S. Amateur Qualifying Tournament.

NATIONWIDE TOUR CAREER SUMMARY					PLAYOFF RECORD: 0-0				
Year	Events Played	Cuts Made	1st	2nd	3rd	Top 10	Top 25	Earnings	Rank
1992A	1	1					1		
1994	1								
1999	7	1						\$383	274
2002	26	18				4	10	112,357	38
2003	28	16				3	7	94,017	53
Total	63	36				7	18	206,757	

PLAYER STATISTICS

2003 NATIONWIDE TOUR STATISTICS		
Scoring Average	71.13	(83)
Driving Distance	285.3	(110)
Driving Accuracy Percentage	64.0%	(68)
Total Driving	178	(113)
Greens in Regulation Pct.	64.0%	(115)
Putting Average	1.770	(54)
Sand Save Percentage	54.8%	(28)
Eagles (Holes per)	223.7	(105)
Birdie Average	3.40	(113)
All-Around Ranking	676	(99)
Scoring Avg Before Cut	71.04	(79)
Scoring Avg 3rd Rnd	71.19	(97)
Scoring Avg Final Rnd	71.38	(69)
Birdie Conversion %	28.6%	(94)
Par Breakers	19.3%	(112)

MISC. NATIONWIDE TOUR STATISTICS

2003 Low Round/Round:
65—Chitimacha Louisiana Open/1
Career Low Round/Round:
65—3 times, most recent 2003 Chitimacha Louisiana Open/1
Career Largest Paycheck/Finish:
\$19,163—2002 BMW Charity Pro-Am at The Cliffs/15



KYLE THOMPSON

EXEMPT STATUS: 25th on the 2003 Nationwide Tour money list

HEIGHT: 5-10

BIRTHDATE: April 25, 1979

RESIDENCE: Columbia, SC

EDUCATION: University of South Carolina (2001, Marketing)

TURNED PROFESSIONAL: 2001

WEIGHT: 150

BIRTHPLACE: Panama City, FL

FAMILY: Single

BEST NATIONWIDE TOUR CAREER FINISHES: 2—2003 BMW Charity Pro-Am at The Cliffs, Chattanooga Classic.

BEST 2003 NATIONWIDE TOUR FINISHES: 2—BMW Charity Pro-Am at The Cliffs, Chattanooga Classic; T8—Chitimacha Louisiana Open; T9—Clearwater Classic.

PROFESSIONAL CAREER: Member of the Nationwide Tour in 2003-04...Made the cut in 15 of 24 starts during his rookie season on the Nationwide Tour and had seven top-25 finishes. Ended the year No. 25 on the final money list, with \$174,008...Made a big splash during his rookie season, posting top-10 finishes in three of his first five events. Finished T9 at the Clearwater Classic and T8 at the Chitimacha Louisiana Open. Was a runner-up finisher to Tripp Isenhour at the BMW Charity Pro-Am at The Cliffs, just minutes from his childhood home. Donned a hat throughout the week that was autographed by Jack Nicklaus, also in the field in Greenville. Collected \$64,000 for the runner-up finish to move up to No. 6 on the money list at the time. His fourth top-10 of the season was posted at the Chattanooga Classic, where he finished second after sharing the 54-hole lead with Ryan Palmer...Struggled following his runner-up finish in Chattanooga before earning three straight top-25 performances at the Albertsons Boise Open (T16), Mark Christopher Charity Classic (T24) and the Monterey Peninsula Classic (T14)...Entered the season-ending Tour Championship No. 20 on the money list, but a T51 finish dropped him to No. 25...Made it to final stage of 2002 PGA TOUR Qualifying Tournament after finishing T11 and T8 during first- and second-stage sites...Played in three NGA Hooters Tour events in 2002, with top-six finishes in all three. Was T6 at the Jacksonville, FL, event in late August. Finished T3 at the Louisville, KY, tournament and then was third at the Decatur, AL, event the following week...Earned \$19,633 in his three starts to put him No. 37 on the 2002 money list...Had the fewest starts among the top 50 money leaders...Had a scoring average of 68.10 in his 10 competitive rounds and was ranked No. 3 in scoring average.

AMATEUR CAREER: Second-team All-American in 1999 and 2001...Honorable mention in 2000...First-team All-SEC for four years...Two-time academic All-America...Won a school-record five collegiate tournaments, eclipsing Carl Paulson's USC record of four wins...Only player in NCAA history to win two different regionals. He won the NCAA East Regional as a sophomore and the West Regional as a senior...AJGA first-team All-American in 1996 and third-team choice in 1995.

PERSONAL: Younger sister Kacy recently finished her career on the South Carolina women's golf team...Other sister, Kory, is a senior at USC. Kory won the Gamecock Classic as a junior. Both sisters have won academic All-America honors...Father started him in the game of golf at an early age.

NATIONWIDE TOUR CAREER SUMMARY					PLAYOFF RECORD: 0-0				
Year	Events Played	Cuts Made	1st	2nd	3rd	Top 10	Top 25	Earnings	Rank
1997A	1	1							
2001	1	1						\$1,137	314
2002	2								
2003	24	15		2		4	7	174,008	25
Total	28	17		2		4	7	175,145	

PGA TOUR CAREER SUMMARY					PLAYOFF RECORD: 0-0				
Year	Events Played	Cuts Made	1st	2nd	3rd	Top 10	Top 25	Earnings	Rank
2003	1								
Total	1								

PLAYER STATISTICS

2003 NATIONWIDE TOUR STATISTICS		
Scoring Average	70.71	(47)
Driving Distance	297.9	(45)
Driving Accuracy Percentage	65.8%	(50)
Total Driving	95	(19)
Greens in Regulation Pct.	67.8%	(54)
Putting Average	1.765	(42)
Sand Save Percentage	43.6%	(116)
Eagles (Holes per)	171.0	(76)
Birdie Average	4.16	(20)
All-Around Ranking	450	(41)
Scoring Avg Before Cut	70.77	(56)
Scoring Avg 3rd Rnd	70.64	(60)
Scoring Avg Final Rnd	70.57	(34)
Birdie Conversion %	33.4%	(17)
Par Breakers	23.7%	(22)

MISC. NATIONWIDE TOUR STATISTICS

2003 Low Round/Round:
65—2 times, most recent Chattanooga Classic/3
Career Low Round/Round:
65—2 times, most recent 2003 Chattanooga Classic/3
Career Largest Paycheck/Finish:
\$62,100—2003 BMW Charity Pro-Am at The Cliffs/2

MISC. PGA TOUR STATISTICS

2003 Low Round/Round:
73—MCI Heritage/2
Career Low Round/Round:
73—2003 MCI Heritage/2



CHRIS TIDLAND

EXEMPT STATUS: 32nd on the 2003 Nationwide Tour money list

HEIGHT: 6-0

BIRTHDATE: September 28, 1972

RESIDENCE: Stillwater, OK; plays out of Karsten Creek

EDUCATION: Oklahoma State University (1995, Marketing)

TURNED PROFESSIONAL: 1995

WEIGHT: 165

BIRTHPLACE: Torrance, CA

FAMILY: Wife, Amy; Jackson Riley (10/7/99), Isabella Grace (5/31/02)

SPECIAL INTERESTS: Reading, playing with his kids

BEST NATIONWIDE TOUR CAREER FINISH: 2—2003 First Tee Arkansas Classic.

BEST 2003 NATIONWIDE TOUR FINISHES: 2—First Tee Arkansas Classic; T7—Knoxville Open; T8—Nationwide Tour Championship; T10—Northeast Pennsylvania Classic.

BEST PGA TOUR CAREER FINISH: T23—2001 Southern Farm Bureau Classic.

PROFESSIONAL CAREER: Member of the PGA TOUR in 2001 and the Nationwide Tour in 1996, 1999 and 2002-03...Made the cut in 15 of 24 starts last season and ended the year No. 32 on the money list...Had four top-10 and eight top-25 finishes...Lost in a playoff to Zach Johnson at the First Tee Arkansas Classic...Was in contention late in the year at the Mark Christopher Charity Classic (T11) and the Nationwide Tour Championship (T8)...Ranked No. 3 in Third-Round Scoring Average (68.87)...Made the cut in 10 of 23 events in 2002, with three top-10s...Finished fourth at the Omaha Classic, where he posted a season-best, 8-under-par 64 in the final round to wind up 18-under, three strokes back of winner Jay Delsing...Fifth at the SAS Carolina Classic and T9 at the Knoxville Open...No. 9 on Tour in Putting Average (1.744)...Finished T37 at the 2001 PGA TOUR Qualifying Tournament, missing his PGA TOUR card by just one stroke...Finished No. 124 on the money list in 1999, earning \$10,100 in 20 tournaments...Finished No. 84 on money list in 1996, with \$20,211 in 26 events...Rookie on the PGA TOUR in 2001. Made the cut in 14 of 29 tournaments entered. Earned \$191,738 on the season, finishing No. 176 on the final money list...Best finish was a T23 at the Southern Farm Bureau Classic...Prior to 2001 season, had played in a total of eight TOUR events in his career, making the cut

PLAYER STATISTICS

2003 NATIONWIDE TOUR STATISTICS

Scoring Average	70.49	(34)
Driving Distance	294.7	(68)
Driving Accuracy Percentage	60.2%	(105)
Total Driving	173	(108)
Greens in Regulation Pct.	68.2%	(41)
Putting Average	1.749	(24)
Sand Save Percentage	46.3%	(94)
Eagles (Holes per)	140.4	(56)
Birdie Average	3.97	(33)
All-Around Ranking	455	(44)
Scoring Avg Before Cut	70.67	(51)
Scoring Avg 3rd Rnd	68.87	(3)
Scoring Avg Final Rnd	71.53	(78)
Birdie Conversion %	31.9%	(33)
Par Breakers	22.8%	(34)

MISC. NATIONWIDE TOUR STATISTICS

2003 Low Round/Round:

64—2 times, most recent Nationwide Tour Championship/2

Career Low Round/Round:

64—6 times, most recent 2003 Nationwide Tour Championship/2

Career Largest Paycheck/Finish:

\$51,300—2003 First Tee Arkansas Classic/2

MISC. PGA TOUR STATISTICS

Career Low Round/Round:

66—2001 Compaq Classic of New Orleans/1

Career Largest Paycheck/Finish:

\$29,000—2001 Compaq Classic of New Orleans/T26

twice...Finished T36 at the 2000 Touchstone Energy Tucson Open and then finished T51 at the 1999 U.S. Open...Qualified for the U.S. Open in 2000, his fourth career appearance in that tournament...Won 1998 Bayer Championship on Canadian Tour...Finished seventh on the Canadian Order of Merit in 1998...Lost in a five-man playoff at 1997 Telus Edmonton Open on Canadian Tour.

AMATEUR CAREER: Helped lead Oklahoma State to the 1995 NCAA Division I national championship...NCAA individual medalist runner-up in 1995...Two-time first-team All-American for OSU...Big 8 Conference Player of the Year in 1993.

PERSONAL: Received his start in golf from his grandfather...Had to skip the 1999 PGA TOUR Qualifying Tournament when his son, Jackson, was born 10 weeks early, weighing 2 pounds, 6 ounces at birth. Lists his son as his hero...Lists winning the 1995 NCAA Championship as his biggest thrill in golf...Has had four career holes-in-one during competitive rounds...He and his wife were next-door neighbors growing up.

NATIONWIDE TOUR CAREER SUMMARY

PLAYOFF RECORD: 0-1

Year	Events Played	Cuts Made	1st	2nd	3rd	Top 10	Top 25	Earnings	Rank
1996	26	9				1	6	\$20,211	84
1997	1	1						980	235
1999	20	7					2	10,100	124
2000	1								
2002	23	10				3	5	73,170	59
2003	24	15		1		4	8	140,848	32
Total	95	42		1		8	21	245,309	

PGA TOUR CAREER SUMMARY

PLAYOFF RECORD: 0-0

Year	Events Played	Cuts Made	1st	2nd	3rd	Top 10	Top 25	Earnings	Rank
1994A	1								
1995A	2								
1998	1								
1999	1	1						\$10,305	286
2000	3	1						14,438	
2001	29	14					1	191,738	176
2002	1								
Total	38	16					1	216,480	

COMBINED ALL-TIME MONEY (3 TOURS):

\$461,789

PGA TOUR TOP TOURNAMENT SUMMARY

Year	95	96	97	98	99	00
U.S. Open	CUT			CUT	T51	CUT



D.J. TRAHAN

EXEMPT STATUS: 13th Nationwide Tour Qualifier at the 2003 PGA TOUR Qualifying Tournament

HEIGHT: 6-3

BIRTHDATE: December 18, 1980

RESIDENCE: Mt. Pleasant, SC; plays out of River Towne CC

EDUCATION: Clemson University (2003, Sports Management)

TURNED PROFESSIONAL: 2003

WEIGHT: 180

BIRTHPLACE: Atlanta, GA

FAMILY: Single

BEST NATIONWIDE TOUR CAREER FINISH: T45—2002 BMW Charity Pro-Am at The Cliffs.

BEST PGA TOUR CAREER FINISH: T71—2003 Greater Hartford Open.

BEST 2003 PGA TOUR FINISH: T71—Greater Hartford Open.

PROFESSIONAL CAREER: Turned professional at the FBR Capital Open in early June...Posted rounds of 73-75 and missed the cut...Played a total of six events and made the cut in one, the Greater Hartford Open (T71)...Missed the cut in three starts on the Nationwide Tour, all coming in Greenville, SC, at the Upstate Classic (1999) and the BMW

Charity Pro-Am at The Cliffs (2002-03)...Played in the 2001 Masters as an amateur, missing the cut.

AMATEUR CAREER: Helped lead Clemson University to the 2003 NCAA title, the first in school history...The No. 1-ranked Tigers became the first school in NCAA history to win its conference championship, an NCAA regional title and the NCAA Championship in the same year...Had one win among his nine top-10 finishes in 13 starts as a senior...First-team All-American, first-team all-district and four-time All-Southeastern Conference selection...Ben Hogan Award finalist...Had three wins among his nine top-10 finishes during his junior year and was NCAA Player of the Year...Member of the 2001 U.S.

D.J. Trahan (cont.)

Walker Cup team... Winner of the 2000 United States Public Links Championship, defeating Nationwide Tour members Bubba Watson in the 37-hole final and Kyle Thompson in the semifinal... Became the first medalist to win the title since David Berganio, Jr. in 1993... ACC Rookie of the Year as a freshman.

PERSONAL: Father got him started in the game.

NATIONWIDE TOUR CAREER SUMMARY							PLAYOFF RECORD: 0-0		
Year	Events Played	Cuts Made	1st	2nd	3rd	Top 10	Top 25	Earnings	Rank
1999A	1								
2002A	1	1							
2003A	1								
Total	3	1							

PGA TOUR CAREER SUMMARY							PLAYOFF RECORD: 0-0		
Year	Events Played	Cuts Made	1st	2nd	3rd	Top 10	Top 25	Earnings	Rank
2001A	1								
2003	6	1						\$7,880	
Total	7	1						7,880	

PGA TOUR TOP TOURNAMENT SUMMARY

Year	01
Masters	CUT

PLAYER STATISTICS

2003 NATIONWIDE TOUR STATISTICS		
Scoring Average	71.00	(N/A)
Driving Distance	301.0	(N/A)
Driving Accuracy Percentage	59.3%	(N/A)
Total Driving	1,998	(N/A)
Greens in Regulation Pct.	66.7%	(N/A)
Putting Average	1.792	(N/A)
Sand Save Percentage	50.0%	(N/A)
Birdie Average	4.00	(N/A)
Scoring Avg Before Cut	71.00	(N/A)
Birdie Conversion %	29.2%	(N/A)
Par Breakers	22.2%	(N/A)

MISC. NATIONWIDE TOUR STATISTICS

2003 Low Round/Round:
69—BMW Charity Pro-Am at The Cliffs/1
Career Low Round/Round:
67—2002 BMW Charity Pro-Am at The Cliffs/1

MISC. PGA TOUR STATISTICS

2003 Low Round/Round:
67—Greater Hartford Open/2
Career Low Round/Round:
67—2003 Greater Hartford Open/2
Career Largest Paycheck/Finish:
\$7,880—2003 Greater Hartford Open/T71



VANCE VEAZEY

EXEMPT STATUS: 39th Nationwide Tour Qualifier at the 2003 PGA TOUR Qualifying Tournament

HEIGHT: 5-9

BIRTHDATE: June 25, 1965

RESIDENCE: Memphis, TN; plays out of Back Acres CC

EDUCATION: University of Mississippi
(1989, Business Management)

TURNED PROFESSIONAL: 1990

WEIGHT: 190

BIRTHPLACE: Memphis, TN

FAMILY: Wife, Priscilla, Benjamin Rivers (10/20/2003)

SPECIAL INTERESTS: Family

NATIONWIDE TOUR VICTORIES (2): 1998 Shreveport Open. 1999 Carolina Classic.

BEST 2003 NATIONWIDE TOUR FINISH: T3—First Tee Arkansas Classic.

BEST PGA TOUR CAREER FINISH: T20—2003 FedEx St. Jude Classic.

BEST 2003 PGA TOUR FINISH: T20—FedEx St. Jude Classic.

PROFESSIONAL CAREER: Member of the Nationwide Tour in 1995 and 1999-2002 and the PGA TOUR in 1998 and 2003... Made the cut in eight of 26 starts on the PGA TOUR in 2003... Only top-25 finish came at the FedEx St. Jude Classic in his hometown of Memphis, where he T20... Opened with a career-best, 8-under-par 64 the following week at the 100th Western Open, one behind eventual champion Tiger Woods... Remaining three rounds were over-par, and he finished T60... Made the cut in five of 13 starts on the 2002 Nationwide Tour but did not have a top-25 finish... Missed the cut in 16 of 24 Nationwide Tour events in 2001... Only top-10 was a T10 at the Gila River Classic after posting rounds of 65-68-68-67... Made the cut in 16 of 28 events on the Nationwide Tour

PLAYER STATISTICS

2003 NATIONWIDE TOUR STATISTICS

Scoring Average	69.63	(N/A)
Driving Distance	304.4	(N/A)
Driving Accuracy Percentage	80.6%	(N/A)
Total Driving	1,998	(N/A)
Greens in Regulation Pct.	75.7%	(N/A)
Putting Average	1.706	(N/A)
Sand Save Percentage	20.0%	(N/A)
Birdie Average	4.63	(N/A)
Scoring Avg Before Cut	70.00	(N/A)
Scoring Avg 3rd Rnd	69.50	(N/A)
Scoring Avg Final Rnd	69.00	(N/A)
Birdie Conversion %	33.9%	(N/A)
Par Breakers	25.7%	(N/A)

MISC. NATIONWIDE TOUR STATISTICS

2003 Low Round/Round:
66—Northeast Pennsylvania Classic/2

Career Low Round/Round:

65—6 times, most recent 2001 Gila River Classic at Wild Horse Pass Development/1

Career Largest Paycheck/Finish:

\$40,500—2 times, most recent 1999 Carolina Classic /1

MISC. PGA TOUR STATISTICS

2003 Low Round/Round:

64—100th Western Open presented by Golf Digest/1

Career Low Round/Round:

64—2003 100th Western Open presented by Golf Digest/1

Career Largest Paycheck/Finish:

\$46,929—2003 FedEx St. Jude Classic/T20

in 2000, with two top-10 and five top-25 finishes... His only top-10s came in back-to-back weeks in mid-July at the Upstate Classic (third) and the Wichita Open (T2)... Earned his second career title at the 1999 Carolina Classic, putting together a 15-under-par 269 total to win by one over Steve Haskins... Made the cut in 18 of 29 events in 1999, with three top-10 and seven top-25 finishes... Ranked 10th in Total Birdies (327)... T4 at the Shreveport Open, where he was within striking distance of becoming the first player in Tour history to successfully defend a title... Defeated John Wilson on the first hole of a playoff to the 1998 Shreveport Open. Rolled in a 45-foot eagle putt on the 72nd hole to force the playoff... Finished 13th at the 1997 PGA TOUR National Qualifying Tournament to earn his 1998 PGA TOUR card... Made the cut in six of 30 TOUR events in 1998, with his best finish a T33 at the Michelob Championship... Winner of four Hooters Tour events.

PERSONAL: Lists his wife, a kindergarten teacher, as his hero.

NATIONWIDE TOUR CAREER SUMMARY

PLAYOFF RECORD: 1-0

Year	Events Played	Cuts Made	1st	2nd	3rd	Top 10	Top 25	Earnings	Rank
1994	1								
1995	26	8				1	2	\$10,048	119
1998	3	3	1			1	1	41,681	57
1999	29	18	1			3	7	82,563	27
2000	28	16		1	1	2	5	105,713	46
2001	24	8				1	1	23,780	126
2002	13	5						6,959	194
2003	2	2			1	1	1	26,307	125
Total	126	60	2	1	2	9	17	297,052	

PGA TOUR CAREER SUMMARY

PLAYOFF RECORD: 0-0

Year	Events Played	Cuts Made	1st	2nd	3rd	Top 10	Top 25	Earnings	Rank
1998	29	6						\$41,145	212
2002	1								
2003	26	8					1	111,157	203
Total	56	14					1	152,302	

COMBINED ALL-TIME MONEY (3 TOURS):

\$449,354



JIMMY WALKER

EXEMPT STATUS: 31st on the 2003 Nationwide Tour money list

HEIGHT: 6-2

BIRTHDATE: January 16, 1979

RESIDENCE: San Antonio, TX; plays out of Oak Hills CC

EDUCATION: Baylor University

TURNED PROFESSIONAL: 2001

WEIGHT: 180

BIRTHPLACE: Oklahoma City, OK

FAMILY: Single

SPECIAL INTERESTS: Fishing

BEST NATIONWIDE TOUR CAREER FINISH: T2—2003 Permian Basin Charity Golf Classic.

BEST 2003 NATIONWIDE TOUR FINISHES: T2—Permian Basin Charity Golf Classic; T3—Oregon Classic; T4—Chattanooga Classic; T6—Mark Christopher Charity Classic; T8—Envirocare Utah Classic.

BEST PGA TOUR CAREER FINISH: T52—2001 U.S. Open Championship.

PROFESSIONAL CAREER: Made the cut in 13 of 18 events on the 2003 Nationwide Tour, with 10 top-25 appearances. Finished the season No. 31 on the money list, with \$146,516. Top-10 showings came at the Permian Basin Charity Golf Classic (T2), Oregon Classic (T3), Chattanooga Classic (T4), Mark Christopher Charity Classic (T6) and the Envirocare Utah Classic (T8). Became just the eighth player in Tour history to post three eagles in a round, doing so during the third round of the Chattanooga Classic. Had the longest streak of consecutive rounds of par or better in 2003 with 30. Ranked in the top

10 in 13 statistical categories last year, including No. 3 in Final Round Scoring Average (69.00), No. 3 in Par 4 Birdie Leaders, No. 7 in Driving Distance (309.9) and No. 7 in Putting Average (1.729). Made the cut in eight of 10 starts on the 2002 Nationwide Tour, with a pair of top-10 finishes. Was T9 at the Wichita Open and then T4 at the weather-shortened Utah Classic. Won the 2002 Scottsdale Swing at Eagle Mountain on the Canadian Tour. Won events on the 2002 Gateway Tour and the 2003 TightLies Tour. Played in the 2001 U.S. Open at Southern Hills, where he T52. His second-round 66 tied for the third best round of the week, behind only 64s by Mark Brooks (second round) and Tom Kite (fourth round).

AMATEUR CAREER: Was an All-American selection at Baylor University.

PERSONAL: Learned the game from his father, who was a scratch golfer. Biggest thrill in golf so far has been playing in the 2001 U.S. Open.

NATIONWIDE TOUR CAREER SUMMARY						PLAYOFF RECORD: 0-0			
Year	Events Played	Cuts Made	1st	2nd	3rd	Top 10	Top 25	Earnings	Rank
2001	3	2						\$2,728	233
2002	10	8				2	6	58,962	74
2003	18	13		1	1	5	10	146,516	31
Total	31	23		1	1	7	16	208,206	

PGA TOUR CAREER SUMMARY						PLAYOFF RECORD: 0-0				
Year	Events Played	Cuts Made	1st	2nd	3rd	Top 10	Top 25	Earnings	Rank	
2001	3	1						\$13,164		
2002	1									
2003	1									
Total	5	1						13,164		

COMBINED ALL-TIME MONEY (3 TOURS): **\$221,370**

PGA TOUR TOP TOURNAMENT SUMMARY		
Year	01	02
U.S. Open	T52	CUT

PLAYER STATISTICS

2003 NATIONWIDE TOUR STATISTICS

Scoring Average	69.76	(8)
Driving Distance	309.9	(7)
Driving Accuracy Percentage	61.5%	(92)
Total Driving	99	(22)
Greens in Regulation Pct.	70.1%	(16)
Putting Average	1.729	(7)
Sand Save Percentage	46.4%	(89)
Eagles (Holes per)	93.0	(9)
Birdie Average	4.44	(6)
All-Around Ranking	234	(9)
Scoring Avg Before Cut	70.31	(23)
Scoring Avg 3rd Rnd	69.00	(5)
Scoring Avg Final Rnd	69.00	(3)
Birdie Conversion %	35.2%	(9)
Par Breakers	25.7%	(5)

MISC. NATIONWIDE TOUR STATISTICS

2003 Low Round/Round:

64—2 times, most recent Permian Basin Charity Golf Classic/3

Career Low Round/Round:

64—2 times, most recent 2003 Permian Basin Charity Golf Classic/3

Career Largest Paycheck/Finish:

\$33,600—2003 Permian Basin Charity Golf Classic/T2

MISC. PGA TOUR STATISTICS

2003 Low Round/Round:

71—HP Classic of New Orleans/1

Career Low Round/Round:

66—2001 U.S. Open Championship/2

Career Largest Paycheck/Finish:

\$13,164—2001 U.S. Open Championship/T52



CHARLES WARREN

EXEMPT STATUS: 28th on the 2003 Nationwide Tour money list

HEIGHT: 5-8

BIRTHDATE: June 21, 1975

RESIDENCE: Columbia, SC; plays out of Spring Valley CC

EDUCATION: Clemson University (1998, Marketing)

TURNED PROFESSIONAL: 1998

WEIGHT: 160

BIRTHPLACE: Columbia, SC

FAMILY: Wife, Kelly

SPECIAL INTERESTS: Hunting, fishing

NATIONWIDE TOUR VICTORIES (1): 2002 BMW Charity Pro-Am at The Cliffs.

BEST 2003 NATIONWIDE TOUR FINISHES: T2—Albertsons Boise Open; T6—Northeast Pennsylvania Classic; T7—Knoxville Open, Permian Basin Charity Golf Classic; T8—The Reese's Cup Classic, Henrico County Open.

BEST PGA TOUR CAREER FINISH: T24—1999 Reno-Tahoe Open.

BEST 2003 PGA TOUR FINISH: T62—Wachovia Championship.

PROFESSIONAL CAREER: Member of the Nationwide Tour in 1998 and 2000-03 and a member of the PGA TOUR in 1999. Made the cut in 16 of 26 events on the 2003 Nationwide Tour, with six top-10 and nine top-25 finishes. Finished the season No. 28 on the money list, with \$155,837. Recorded a hole-in-one during the final round of the SAS Carolina Classic. Came back two weeks later and posted another ace during the first round of the Northeast Pennsylvania Classic. After missing five cuts in his first six tournaments, bounced back with six top-20 finishes in his next eight events—T6 at the Northeast Pennsylvania Classic, T7 at the Knoxville Open, T8 at The Reese's Cup Classic,

T8 at the Henrico County Open and T17 finishes at both the Virginia Beach Open and the SAS Carolina Classic. Best finish of the season was a T2 at the Albertsons Boise Open, six shots behind winner Roger Tambellini. Collected a season-best \$52,800 for his efforts. Grabbed his last of six top-10s at the Permian Basin Charity Golf Classic (T7). Ranked No. 9 in Total Driving. Made the cut in 17 of 24 starts in 2002, with seven top-25 finishes. Wound up No. 16 on the final money list, less than \$10,000 behind Todd Barranger and the final exemption spot for the 2003 PGA TOUR. Earned his first career title at the BMW Charity Pro-Am at The Cliffs, with a record-tying 23-under-par total. Posted an 8-under 64 in the third round to establish a 54-hole tournament record of 196. Final-round 68 gave him a four-stroke win over Todd Fischer. Joined Jonathan Byrd (2001 winner) as the second consecutive Clemson University graduate to win in Greenville, about 45 minutes from campus. Finished fourth at the Bank of America Monterey Peninsula Classic and then T4 the following week at the Gila River Golf Classic. His streak of 10 consecutive cuts made was the best streak on Tour that season. Ranked No. 2 in Total Eagles (15), No. 3 in All-Around (227) and No. 7 in Total Birdies (318). Had surgery on his left shoulder in late February 2001. Made the cut in five of 10 tournaments during the 2001 Nationwide Tour season. Finished T12 twice, including the Omaha

Charles Warren (cont.)

Classic and the Monterey Peninsula Classic...Had two eagles during the first round of the Omaha Classic...Made the cut in 14 of 26 Nationwide Tour events in 2000, with five top-10 and six top-25 finishes...Made the cut in just three of his first nine events before a T3 at the Steamtown Classic...Ranked No. 1 in Total Driving (54), which combines ranks for Driving Distance (14) and Driving Accuracy Percentage (40)...Rookie on the PGA TOUR in 1999 after making it through the 1998 PGA TOUR Qualifying Tournament on his first attempt...Finished T17 at the 1998 Q-School...Made the cut in eight of 26 PGA TOUR events in 1999, with one top-25 finish...Missed the cut in his first six events before playing on the weekend at the BellSouth Classic (60th)...His best finish came at the Reno-Tahoe Open, where he posted rounds of 73-72-69-70 to T24.

PLAYER STATISTICS

2003 NATIONWIDE TOUR STATISTICS

Scoring Average	70.65	(42)
Driving Distance	303.6	(26)
Driving Accuracy Percentage	65.8%	(50)
Total Driving	76	(9)
Greens in Regulation Pct.	69.2%	(23)
Putting Average	1.796	(102)
Sand Save Percentage	51.0%	(45)
Eagles (Holes per)	126.0	(35)
Birdie Average	3.52	(89)
All-Around Ranking	412	(29)
Scoring Avg Before Cut	70.62	(44)
Scoring Avg 3rd Rnd	70.94	(81)
Scoring Avg Final Rnd	70.50	(32)
Birdie Conversion %	28.4%	(100)
Par Breakers	20.4%	(82)

MISC. NATIONWIDE TOUR STATISTICS

2003 Low Round/Round:
65—2 times, most recent Albertsons Boise Open/1

Career Low Round/Round:

64—3 times, most recent 2002 Northeast Pennsylvania Classic/1

Career Largest Paycheck/Finish:

\$94,500—2002 BMW Charity Pro—Am at The Cliffs/1

MISC. PGA TOUR STATISTICS

2003 Low Round/Round:

72—2 times, most recent Wachovia Championship/2

Career Low Round/Round:

66—1999 AT&T Pebble Beach National Pro-Am/2

Career Largest Paycheck/Finish:

\$22,056—2000 U.S. Open Championship/T37

AMATEUR CAREER: Winner of 1997 NCAA Championship and 1997 and 1998 Atlantic Coast Conference Championship...First-team All-America selection in 1996-98...Winner of the 1998 Dave Williams Award as country's top collegiate player...One of only two Clemson Tigers to notch two top-10 finishes in the NCAA Championship during their career, with former Nationwide Tour member Joey Maxon being the other.

PERSONAL: Says his biggest thrills in golf were being at the 1986 Masters Tournament on Sunday when Jack Nicklaus rallied to win his sixth green jacket and playing in the 2000 U.S. Open at Pebble Beach.

NATIONWIDE TOUR CAREER SUMMARY

PLAYOFF RECORD: 0-0

Year	Events Played	Cuts Made	1st	2nd	3rd	Top 10	Top 25	Earnings	Rank
1998	11	6				1	3	\$15,157	105
2000	26	14			2	5	6	119,845	41
2001	10	5					3	26,859	120
2002	24	17	1			3	7	177,294	16
2003	26	16		1		6	9	155,837	28
Total	97	58	1	1	2	15	28	494,993	

PGA TOUR CAREER SUMMARY

PLAYOFF RECORD: 0-0

Year	Events Played	Cuts Made	1st	2nd	3rd	Top 10	Top 25	Earnings	Rank
1999	26	8					1	\$67,784	213
2000	1	1						22,056	
2003	2	1						11,984	
Total	29	10					1	101,824	

COMBINED ALL-TIME MONEY (3 TOURS):

\$596,817

PGA TOUR TOP TOURNAMENT SUMMARY

Year	00
U.S. Open	T37



BOO WEEKLEY

EXEMPT STATUS: 7th Nationwide Tour Qualifier at the 2003 PGA TOUR Qualifying Tournament

HEIGHT: 6-0

BIRTHDATE: July 23, 1973

RESIDENCE: Milton, FL

EDUCATION: Abraham Baldwin Agricultural College

TURNED PROFESSIONAL: 1997

WEIGHT: 210

BIRTHPLACE: Milton, FL

FAMILY: Wife, Karyn; Thomas Parker (8/14/01)

SPECIAL INTERESTS: Hunting, fishing

BEST NATIONWIDE TOUR CAREER FINISH: T8—2003 Rheem Classic.

BEST 2003 NATIONWIDE TOUR FINISHES: T8—Rheem Classic; T10—Monterey Peninsula Classic.

BEST PGA TOUR CAREER FINISH: T19—2002 FedEx St. Jude Classic.

PROFESSIONAL CAREER: Member of the PGA TOUR in 2002 and the Nationwide Tour in 2003...Made the cut in 14 of 23 events on the 2003 Nationwide Tour. Finished the season No. 67 on the money list, with \$74,149...Cracked the top 25 on six different occasions, with two top-10s to his credit. Best result was a T8 at the Rheem Classic, followed by a T10 at the Monterey Peninsula Classic...Climbed as high as No. 48 on the money list in early August...Ranked No. 1 in Ball Striking, No. 2 in Total Driving and No. 6 in Greens in Regulation...Earned 2002 PGA TOUR card at 2001 PGA TOUR National Qualifying

PLAYER STATISTICS

2003 NATIONWIDE TOUR STATISTICS

Scoring Average	70.42	(29)
Driving Distance	303.9	(24)
Driving Accuracy Percentage	69.2%	(19)
Total Driving	43	(2)
Greens in Regulation Pct.	71.5%	(6)
Putting Average	1.807	(119)
Sand Save Percentage	39.4%	(140)
Eagles (Holes per)	101.1	(13)
Birdie Average	3.96	(35)
All-Around Ranking	385	(25)
Scoring Avg Before Cut	70.42	(35)
Scoring Avg 3rd Rnd	70.29	(48)
Scoring Avg Final Rnd	70.57	(34)
Birdie Conversion %	30.4%	(63)
Par Breakers	23.0%	(29)

MISC. NATIONWIDE TOUR STATISTICS

2003 Low Round/Round:

66—4 times, most recent Oregon Classic/4

Career Low Round/Round:

66—5 times, most recent 2003 Oregon Classic/4

Career Largest Paycheck/Finish:

\$13,300—2003 Rheem Classic/T8

MISC. PGA TOUR STATISTICS

Career Low Round/Round:

63—2002 FedEx St. Jude Classic/4

Career Largest Paycheck/Finish:

\$37,724—2002 FedEx St. Jude Classic/T19

Tournament in his first trip to the finals...Made the cut in five of 24 starts during his rookie season on TOUR. Missed his first 10 cuts before finally cashing a paycheck, with a T19 at the FedEx St. Jude Classic in late June. Was tied for 64th after posting a 4-over 75 in the third round but rallied on Sunday with the lowest round of the day, an 8-under 63, to vault up the leaderboard...Finished the year ranked No. 2 in Driving Distance (297.0)...Made two starts on the Nationwide Tour, missing the cut at the Louisiana Open and T16 at the Arkansas Classic...Played mini-tours for previous four years, winning multiple times on the DP Tour and the Emerald Coast Tour.

PERSONAL: Played high school golf with PGA TOUR member Heath Slocum and Nationwide Tour member Bubba Watson. Slocum's dad, Jack, who runs the DP Tour, served as his caddy during finals of the Qualifying Tournament...Nicknamed after cartoon hero, Yogi Bear's sidekick, Boo Boo Bear...Studied turf grass science in college and later worked as a laborer at the Monsanto chemical plant in Pensacola, FL...Wore rain-pants and tennis shoes during Qualifying Tournament because cotton pants cause him to break out in a rash and he considers the tennis shoes more comfortable.

NATIONWIDE TOUR CAREER SUMMARY

PLAYOFF RECORD: 0-0

Year	Events Played	Cuts Made	1st	2nd	3rd	Top 10	Top 25	Earnings	Rank
2002	2	1					1	\$6,750	195
2003	23	14				2	6	74,149	67
Total	25	15				2	7	80,899	

PGA TOUR CAREER SUMMARY

PLAYOFF RECORD: 0-0

Year	Events Played	Cuts Made	1st	2nd	3rd	Top 10	Top 25	Earnings	Rank
2002	24	5					2	\$95,206	200
Total	24	5					2	95,206	

COMBINED ALL-TIME MONEY (3 TOURS):

\$176,105



BRETT WETTERICH

EXEMPT STATUS: 2003 Tournament winner
HEIGHT: 6-0
BIRTHDATE: August 9, 1973
RESIDENCE: Palm Beach Gardens, FL
EDUCATION: Wallace State Community College
TURNED PROFESSIONAL: 1994

WEIGHT: 205
BIRTHPLACE: Cincinnati, OH
FAMILY: Single
SPECIAL INTERESTS: Hunting, fishing, all sports

NATIONWIDE TOUR VICTORIES (1): 2003 Chitimacha Louisiana Open.

BEST 2003 NATIONWIDE TOUR FINISHES: 1—Chitimacha Louisiana Open; T3—Oregon Classic; T4—SAS Carolina Classic.

BEST PGA TOUR CAREER FINISH: T8—2002 The Honda Classic.

PROFESSIONAL CAREER: Member of the PGA TOUR in 2000-02 and the Nationwide Tour in 2003...Made the cut in 16 of 22 events on the 2003 Nationwide Tour, with seven top-25 finishes. Wrapped up the year No. 24 on the money list, with \$174,805...Won his first career tournament in his initial event of the 2003 season at the Chitimacha Louisiana Open. Opened with a stellar 10-under-par 62, followed by rounds of 68-64-70 to finish with a season-best 24-under-par 264, three shots in front of Ken Duke. Earned \$85,500 for his efforts. Established season-best marks for low first 18 holes (62), low start by a winner (62), low first 54 holes (194) and low 54 (194) with the win...Other top-five finishes last season included a T4 at the SAS Carolina Classic and a T3 at the Oregon Classic. Also played well at the Miccosukee Championship (T14), Albertsons Boise Open (T16), as well as the First Tee Arkansas Classic and the Northeast Pennsylvania Classic, both T20 finishes...Had the longest recorded drive of the season—418 yards at the LaSalle Bank Open in Chicago...Ended the year by making 10

consecutive cuts...Finished No. 4 in Driving Distance (318.0)...T20 at 2000 PGA TOUR Qualifying School to earn his 2001 PGA TOUR card...Granted Major Medical Extension carryover from 2001. Played in just one event in 2001 and had 19 events in 2002 to earn \$383,901 and receive fully-exempt Major Medical Extension status for the remainder of the 2002 season...Wound up playing in 32 events and made the cut in 12...T8 at The Honda Classic where was tied for third after 36 holes and solo third after 54...Best round of the year was a 7-under 63 in the second round of the Canon Greater Hartford Open...Ranked No. 8 in Driving Distance (292.7) in 2002 on the PGA TOUR...Had wrist surgery on Jan. 8, 2001 and spent the majority of the season rehabbing injury. Played in season-ending PGA TOUR event, Southern Farm Bureau Classic, missing the cut...Played in four Nationwide Tour events in September and October...Originally injured wrist during rookie PGA TOUR campaign in 2000 when he made only nine starts. One cut made resulted in T63 finish at Compaq Classic of New Orleans...Earned his first PGA TOUR card by way of T35 finish at the 1999 Q-School, the last player in the field to earn a card...Played in the 1998 U.S. Open but missed the cut.

NATIONWIDE TOUR CAREER SUMMARY					PLAYOFF RECORD: 0-0				
Year	Events Played	Cuts Made	1st	2nd	3rd	Top 10	Top 25	Earnings	Rank
2000	4	2						\$3,110	217
2001	4	1						1,535	266
2003	22	16	1		1	3	7	174,805	24
Total	30	19	1		1	3	7	179,451	

PGA TOUR CAREER SUMMARY						PLAYOFF RECORD: 0-0			
Year	Events Played	Cuts Made	1st	2nd	3rd	Top 10	Top 25	Earnings	Rank
1998	1								
2000	9	1						\$7,174	242
2001	1								
2002	32	12				1	1	203,034	174
2003	1								
Total	44	13				1	1	210,208	

COMBINED ALL-TIME MONEY (3 TOURS): **\$389,659**

PGA TOUR TOP TOURNAMENT SUMMARY	
Year	98
U.S. Open	CUT

PLAYER STATISTICS

2003 NATIONWIDE TOUR STATISTICS

Scoring Average	70.63	(40)
Driving Distance	318.0	(4)
Driving Accuracy Percentage	62.0%	(87)
Total Driving	91	(15)
Greens in Regulation Pct.	68.0%	(49)
Putting Average	1.786	(83)
Sand Save Percentage	46.4%	(89)
Eagles (Holes per)	136.8	(49)
Birdie Average	4.18	(17)
All-Around Ranking	418	(31)
Scoring Avg Before Cut	70.41	(33)
Scoring Avg 3rd Rnd	70.50	(54)
Scoring Avg Final Rnd	71.38	(69)
Birdie Conversion %	33.4%	(17)
Par Breakers	24.0%	(17)

MISC. NATIONWIDE TOUR STATISTICS

2003 Low Round/Round:
62—Chitimacha Louisiana Open/1
Career Low Round/Round:
62—2003 Chitimacha Louisiana Open/1
Career Largest Paycheck/Finish:
\$85,500—2003 Chitimacha Louisiana Open/1

MISC. PGA TOUR STATISTICS

2003 Low Round/Round:
73—The Honda Classic/2
Career Low Round/Round:
63—2002 Canon Greater Hartford Open/2
Career Largest Paycheck/Finish:
\$101,500—2002 The Honda Classic/T8



JEREMY WILKINSON

EXEMPT STATUS: 14th Nationwide Tour Qualifier at the 2003 PGA TOUR Qualifying Tournament
HEIGHT: 5-11
BIRTHDATE: February 17, 1978
RESIDENCE: Pearland, TX; plays out of Morris Park CC (South Bend, IN)
EDUCATION: Louisiana State University (2000, Finance)
TURNED PROFESSIONAL: 2000

WEIGHT: 180
BIRTHPLACE: South Bend, IN
FAMILY: Single
SPECIAL INTERESTS: Religion, family

BEST NATIONWIDE TOUR CAREER FINISH: T10—2003 Permian Basin Charity Golf Classic.

BEST 2003 NATIONWIDE TOUR FINISH: T10—Permian Basin Charity Golf Classic.

PROFESSIONAL CAREER: Rookie on the 2004 Nationwide Tour...Has made the cut in one of his previous eight career starts...T10 at the 2003 Permian Basin Charity Golf Classic...Has never played in a PGA TOUR event...Only player to be medalist at both first

and second stages of 2003 Q-School...Made the cut in 13 of 15 starts on the 2003 Hooters Tour and had a scoring average of 69.81...Finished T2 at the Daikin America Pro Challenge and T3 at The Kroger/Powerbar Classic...Hooters Tour Rookie of the Year in 2001...Winner of three Hooters Tour events.

PERSONAL: Father got him started in the game.

Jeremy Wilkinson (cont.)

NATIONWIDE TOUR CAREER SUMMARY

PLAYOFF RECORD: 0-0

Year	Events Played	Cuts Made	1st	2nd	3rd	Top 10	Top 25	Earnings	Rank
2000	2								
2002	4								
2003	2	1				1	1	\$9,975	194
Total	8	1				1	1	9,975	

PLAYER STATISTICS

2003 NATIONWIDE TOUR STATISTICS

Scoring Average	70.33	(N/A)
Driving Distance	317.1	(N/A)
Driving Accuracy Percentage	70.2%	(N/A)
Total Driving	1,998	(N/A)
Greens in Regulation Pct.	75.0%	(N/A)
Putting Average	1.790	(N/A)
Sand Save Percentage	42.9%	(N/A)
Eagles (Holes per)	54.0	(N/A)
Birdie Average	3.83	(N/A)
Scoring Avg Before Cut	70.75	(N/A)
Scoring Avg 3rd Rnd	70.00	(N/A)
Scoring Avg Final Rnd	69.00	(N/A)

Birdie Conversion %	30.9%	(N/A)
Par Breakers	23.1%	(N/A)

MISC. NATIONWIDE TOUR STATISTICS

2003 Low Round/Round:

67—Permian Basin Charity Golf Classic/2

Career Low Round/Round:

67—2003 Permian Basin Charity Golf Classic/2

Career Largest Paycheck/Finish:

\$9,975—2003 Permian Basin Charity Golf Classic/T10



MARK WILSON

EXEMPT STATUS: 33rd Nationwide Tour Qualifier at the 2003 PGA TOUR Qualifying Tournament

HEIGHT: 5-8

BIRTHDATE: October 31, 1974

RESIDENCE: Pewaukee, WI; plays out of Bristlecone Pines GC (Hartland, WI)

EDUCATION: University of North Carolina (1997, Mathematics)

TURNED PROFESSIONAL: 1997

WEIGHT: 150

BIRTHPLACE: Menomonee Falls, WI

FAMILY: Single

SPECIAL INTERESTS: Running, watching Comedy Central

BEST NATIONWIDE TOUR CAREER FINISH: T8—2002 SAS Carolina Classic.

BEST PGA TOUR CAREER FINISH: 4—2003 HP Classic of New Orleans.

BEST 2003 PGA TOUR FINISH: 4—HP Classic of New Orleans.

PROFESSIONAL CAREER: Member of the PGA TOUR in 2003 and the Nationwide Tour in 2002...Made the cut in 19 of 30 starts on the PGA TOUR last year, finishing No. 128 on the money list...Posted weekend scores of 68-67 at the Ford Championship at Doral to move from a T57 spot after 36 holes to a T12 finish...Was T4 at the HP Classic of New Orleans, three strokes out of a playoff...Earned his first trip to the PGA TOUR via a T17 finish at the 2002 Qualifying Tournament...During his rookie season, made the cut in 12 of 23 Nationwide Tour events in 2002, with his only top-10 coming at the SAS Carolina Classic, where he T8...Played in only three tournaments on the Nationwide Tour in 2001, making two cuts...Finished T48 at the Cleveland Open after opening with a 68...Finished T64 at the Tri-Cities Open...Played the Hooters Tour from 1998-2001 and won three times...Played the PGA Tour of Australasia from 2000-02.

AMATEUR CAREER: Biggest thrill in golf was shooting 5-under par on the back nine to win a Wisconsin state high school tournament as a freshman.

PERSONAL: Has had one career hole-in-one in competitive rounds...Cites Ben Hogan as his hero...Got his start in golf from his father...Made a hole-in-one in the 2001 New Zealand Open on the 17th hole of the second round. Ended up making the cut on the number.

NATIONWIDE TOUR CAREER SUMMARY

PLAYOFF RECORD: 0-0

Year	Events Played	Cuts Made	1st	2nd	3rd	Top 10	Top 25	Earnings	Rank
2000	1								
2001	3	2						\$2,624	237
2002	23	11				1	1	31,312	111
Total	27	13				1	1	33,936	

PGA TOUR CAREER SUMMARY

PLAYOFF RECORD: 0-0

Year	Events Played	Cuts Made	1st	2nd	3rd	Top 10	Top 25	Earnings	Rank
1996A	1								
1998	2								
1999	1	1						\$12,765	270
2000	1	1						8,500	
2001	2	2						13,727	
2002	1								
2003	30	11				1	3	482,502	128
Total	38	15				1	3	517,495	

COMBINED ALL-TIME MONEY (3 TOURS):

\$551,431

PGA TOUR TOP TOURNAMENT SUMMARY

Year	98
------	----

PLAYER STATISTICS

MISC. NATIONWIDE TOUR STATISTICS

Career Low Round/Round:

66—2002 Gila River Classic at Wild Horse Pass Resort/1

Career Largest Paycheck/Finish:

\$13,500—2002 SAS Carolina Classic/T8

MISC. PGA TOUR STATISTICS

2003 Low Round/Round:

64—Las Vegas Invitational/1

Career Low Round/Round:

64—2003 Las Vegas Invitational/1

Career Largest Paycheck/Finish:

\$240,000—2003 HP Classic of New Orleans/4



MARK WURTZ

EXEMPT STATUS: 8th Nationwide Tour Qualifier at the 2003 PGA TOUR Qualifying Tournament

HEIGHT: 5-10

BIRTHDATE: October 31, 1964

RESIDENCE: La Quinta, CA; plays out of La Quinta Hotel & GC

EDUCATION: University of New Mexico

TURNED PROFESSIONAL: 1986

WEIGHT: 165

BIRTHPLACE: Yakima, WA

FAMILY: Wife, Deborah; Lindsey (2/28/98), T.J. (1/10/00)

SPECIAL INTERESTS: Movies

NATIONWIDE TOUR VICTORIES (1): 1997 Shreveport Open.

BEST 2003 NATIONWIDE TOUR FINISHES: T11—Oregon Classic; T13—Knoxville Open; 14—BMW Charity Pro-Am at The Cliffs, Chitimacha Louisiana Open; T17—The Reese's Cup Classic; T23—Miccosukee Championship; T25—Price Cutter Charity Championship.

BEST PGA TOUR CAREER FINISH: T8—1994 Motorola Western Open.

PROFESSIONAL CAREER: PGA TOUR member in 1994-95 and 1998 and Nationwide Tour member from 1996-97 and 1999-03. ...Made the cut in 12 of 21 events on the 2003 Nationwide Tour. Finished the season No. 77 on the final money list, with \$60,892. ...Finished inside the top 25 seven times but failed to crack the top 10 in any of those finishes. T11 at the Oregon Classic was his best showing of the season. ...Ranked No. 12 in Putting Average last year (1.741). ...Missed the cut in his only two 2003 PGA TOUR appearances (AT&T Pebble Beach National Pro-Am and the U.S. Open). ...Made the cut in 13 of 24 starts in 2002 on the Nationwide Tour, with three top-10 finishes. ...Posted his best round of the year, a 63, in the second round of the Fort Smith Classic, where he was tied for the 36-hole lead. Weekend scores of 72-73 dropped him to a T26 finish. ...The following week, was T3 at the LaSalle Bank Open after closing with a 68, matching the best final-round score. ...Made the cut in 11 of 20 tournaments on the 2001 Nationwide Tour. ...Finished the season No. 57 on the money list, with \$76,122. ...Runner-up along with Rod Pamplung to champion D.A. Points at the Inland Empire Open, pocketing \$37,400. ...Made the cut in 10 of 17 events in 2000, with two top-10 finishes. ...Runner-up at the 1999 Wichita Open. ...Earned his first career title at the 1997 Shreveport Open, where his second-round 63 tied the Southern Trace CC course record and gave him the 36-

hole lead. Held the 54-hole lead and went on to win by one over Brian Kamm. Due to spring floods, Shreveport tournament was rescheduled from April 10-13 to Oct. 9-12, making that event the final full-field tournament before the season-ending Tour Championship. Shreveport tournament was only his fifth Tour event of year. First-place check of \$36,000 jumped him from No. 138 on money list to No. 46 to earn a berth in Tour Championship. ...One career top-10 finish on the PGA TOUR, a T8 at the 1994 Motorola Western Open. ...Ranked No. 4 in Putting on the PGA TOUR in 1994. ...Winner of the 1991 Manitoba Open and Canadian Tournament Players Championship, 1992 California State Open and the 2001 Southern Arizona Open. ...Biggest thrill in golf was qualifying for the PGA TOUR in 1993.

PERSONAL: Got his start in golf from his father, a PGA professional.

NATIONWIDE TOUR CAREER SUMMARY							PLAYOFF RECORD: 0-1		
Year	Events Played	Cuts Made	1st	2nd	3rd	Top 10	Top 25	Earnings	Rank
1991	2	2						\$1,415	203
1992	2	2		1		1	2	15,656	79
1993	1								
1994	2	1					1	2,177	181
1996	21	10				2	5	22,618	81
1997	6	6	1			2	3	45,796	45
1998	4	2					1	3,483	173
1999	19	12		1		1	6	47,855	56
2000	17	10				2	6	59,009	77
2001	20	11		1		1	5	76,122	57
2002	24	13			1	3	5	71,969	62
2003	21	12					7	60,892	77
Total	139	81	1	3	1	12	41	406,991	

PGA TOUR CAREER SUMMARY							PLAYOFF RECORD: 0-0		
Year	Events Played	Cuts Made	1st	2nd	3rd	Top 10	Top 25	Earnings	Rank
1994	29	14				1	4	\$103,252	153
1995	28	13					1	59,949	189
1996	1	1					1	13,040	262
1998	23	4					1	40,215	213
2001	2	1						7,388	
2002	3	1						6,660	
2003	2								
Total	88	34				1	7	230,504	

COMBINED ALL-TIME MONEY (3 TOURS):

\$637,495

PGA TOUR TOP TOURNAMENT SUMMARY												
Year	94	95	96	97	98	99	00	01	02	03		
U.S. Open											CUT	CUT

PLAYER STATISTICS

2003 NATIONWIDE TOUR STATISTICS

Scoring Average	70.88	(61)
Driving Distance	292.2	(78)
Driving Accuracy Percentage	65.2%	(56)
Total Driving	134	(54)
Greens in Regulation Pct.	64.4%	(110)
Putting Average	1.741	(12)
Sand Save Percentage	49.5%	(58)
Eagles (Holes per)	198.0	(91)
Birdie Average	3.88	(42)
All-Around Ranking	508	(52)
Scoring Avg Before Cut	70.52	(39)
Scoring Avg 3rd Rnd	71.17	(96)
Scoring Avg Final Rnd	71.83	(99)
Birdie Conversion %	32.5%	(26)
Par Breakers	22.1%	(47)

MISC. NATIONWIDE TOUR STATISTICS

2003 Low Round/Round:

66—2 times, most recent Oregon Classic/2

Career Low Round/Round:

63—2 times, most recent 2002 Fort Smith Classic/2

Career Largest Paycheck/Finish:

\$37,400—2001 Inland Empire Open/T2

MISC. PGA TOUR STATISTICS

2003 Low Round/Round:

72—U.S. Open Championship/2

Career Low Round/Round:

64—3 times, most recent 1994 New England Classic/1

Career Largest Paycheck/Finish:

\$28,000—1994 Motorola Western Open/T8

Other Prominent Players

A

ADAMONIS, Brad **BIRTHDATE:** January 16, 1973 **BIRTHPLACE:** Providence, RI **RESIDENCE:** Dania, FL; plays out of Sherbrooke CC and International Links (Miami, FL) **HEIGHT:** 6-2 **WEIGHT:** 200 **FAMILY:** Single **EDUCATION:** Miami (Ohio) University (1996, Sports Management) **SPECIAL INTERESTS:** Reading, outdoor activities, current events, beach **TURNED PROFESSIONAL:** 1996 **OTHER INFORMATION:** Member of the Nationwide Tour in 2002-03. Made the cut in seven of nine tournaments on Tour in 2003. Finished T24 at the Henrico County Open, marking his only top-25 finish of the season. Had a hole-in-one at No. 16 during the second round of the Dayton Open. Made the cut in 11 of 26 events in 2002. Posted four top-25 finishes, including a career-best T11 at the Permian Basin Open. Has missed the cut in both career PGA TOUR appearances. Has also played on the Hooters Tour. First-team All-Mid-American Conference his senior year. Finished seventh individually at the 1996 MAC Championship. Helped the Red Hawks to the 1996 team title. Reached the semifinals of the 1993 Rhode Island Amateur Championship. Won the 1994 New England Invitational. Biggest thrill in golf was winning the Optimist Junior World Championship. Grandfather and father introduced him to golf. Father, Dave, is the golf coach at Johnson and Wales University in North Miami, FL. Brother, Dave, runs overseas the United States Challenge Cup of the Junior Golf Organization. Lists Seve Ballesteros, Tom Watson and his father as his heroes.



NATIONWIDE TOUR SUMMARY:

BEST NATIONWIDE TOUR CAREER FINISH: T11—2002 Permian Basin Open.

MONEY & POSITION:

1999 — \$0 2002 — \$33,181 — 107 2003 — \$14,286 — 173

BEST 2003 NATIONWIDE TOUR FINISH: T24—Henrico County Open.

2003 NATIONWIDE TOUR SUMMARY: Tournaments entered—9; in money—7; Top-10 finishes—0

NATIONWIDE TOUR CAREER SUMMARY: Tournaments Entered—40; in money—18; Top-10 finishes—0

NATIONWIDE TOUR CAREER EARNINGS: \$47,468

PGA TOUR SUMMARY:

MONEY & POSITION:

2002 — \$0 2003 — \$0

2003 PGA TOUR SUMMARY: Tournaments entered—1; in money—0; Top-10 finishes—0

PGA TOUR CAREER SUMMARY: Tournaments Entered—2; in money—0; Top-10 finishes—0

ALKER, Steven **BIRTHDATE:** July 28, 1971 **BIRTHPLACE:** Hamilton, New Zealand **RESIDENCE:** Scottsdale, AZ; plays out of Clearwater Resort (New Zealand) **HEIGHT:** 5-11 **WEIGHT:** 145 **FAMILY:** Wife, Tanya **EDUCATION:** New Zealand education, college, 7th form **SPECIAL INTERESTS:** Golf course architecture, movies, football **OTHER INFORMATION:** Member of the Nationwide Tour in 2002 and the PGA TOUR in 2003. Made the cut in 13 of 30 events on the PGA TOUR last season and finished No. 163 on the money list. Notched his best finish of the season in just his fourth outing, a 17th-place showing at the Buick Invitational. Earned his first PGA TOUR card via his fourth-place finish (\$247,008) on the Nationwide Tour money list in 2002. Named April's Player of the Month, thanks to his victory at the Louisiana Open after surviving playoff with Mike Heinen. Forced a playoff after coming from four shots off the pace on the final day, including making birdie on four of the final seven holes. Recorded a tournament record 24-under 264, the most strokes under par by a winner on the Nationwide Tour in 2002 on way to his first career win on the Tour. Defeated Heinen on the second hole with a par after both players made double bogey on the first extra hole. It marked his first career title. Finished season with T2s at the Hibernia Southern Open and the TOUR Championship. Finished 15th on the 2001 Canadian Tour Order of Merit a year removed from winning the same title, with \$93,617 in earnings. Won the 2000 McDonald's PEI Challenge and the Bayer Championship in back-to-back events. Led Canadian Tour in stroke average in 2000 (69.14) and 2001 (69.56). Winner of the 1995 Fiji Open, 1996 Tahiti Open, 1996 Queensland Open and 1997 South Australian Open. Worked as a petroleum engineer. Plays with a condition called reactive arthritis. Lists Jack Nicklaus among his heroes. Father got him started in the game of golf.



NATIONWIDE TOUR SUMMARY:

NATIONWIDE TOUR VICTORIES (1): 2002 Louisiana Open.

MONEY & POSITION:

1996 — \$0 2001 — \$4,080 — 211 2002 — \$247,008 — 4

NATIONWIDE TOUR CAREER SUMMARY: Tournaments Entered—28; in money—19; Top-10 finishes—5

NATIONWIDE TOUR CAREER EARNINGS: \$251,088

PGA TOUR SUMMARY:

BEST PGA TOUR CAREER FINISH: 17—2003 Buick Invitational.

MONEY & POSITION:

1998 — \$0 2001 — \$8,550
2000 — 8,160 2003 — 261,359 — 163

BEST 2003 PGA TOUR FINISHES: 17—Buick Invitational; T22—Chrysler Classic of Greensboro; T25—John Deere Classic.

2003 PGA TOUR SUMMARY: Tournaments entered—30; in money—13; Top-10 finishes—0

PGA TOUR CAREER SUMMARY: Tournaments Entered—34; in money—15; Top-10 finishes—0

PGA TOUR CAREER EARNINGS: \$278,069

AUBREY, Emlyn **BIRTHDATE:** January 28, 1964 **BIRTHPLACE:** Reading, PA **RESIDENCE:** Bossier City, LA; plays out of GC at Stonebridge **HEIGHT:** 6-2 **WEIGHT:** 185 **FAMILY:** Wife, Cindy; Adelaide Louise (4/29/96), Duncan Davis (3/14/00) **EDUCATION:** Louisiana State University (1986) **SPECIAL INTERESTS:** Family, faith **TURNED PROFESSIONAL:** 1986 **OTHER INFORMATION:** Member of Nationwide Tour in 1993-94, 1998 and 2001-03. Member of PGA TOUR in 1990-92, 1995-97 and 1999-00...Finished No. 31 on the 2002 Nationwide Tour final money list with \$126,169. Made the cut in 16 of 21 tournaments, notching nine top-25 finishes. Missed three cuts in his first five tournaments but then reeled off 14 of 16, including 10 out of the last 11 tournaments...Best showing was T2 at the Albertsons Boise Open where rounds of 69-69-68-69 left him just two strokes behind tournament winner Jason Gore...Finished outside the top-15 in just three of his final 10 tournaments...Made the cut in six of 23 events in 2001 with his best finish a T5 at the Arkansas Classic...Recorded two top-25 finishes in 2000, including a season-best T18 at the SEI Pennsylvania Classic...Played in 18 events on the 1999 PGA TOUR with a career-high three top-10 finishes...Started impressive streak of 10 consecutive rounds at or below par during first round of GTE Byron Nelson Classic in which he finished T7. Continued the streak on his way to a T8 finish at the Kemper Open...Won 1998 Wichita Open with a then-tournament record 23-under 265. Set the Willowbend CC course record of 11-under 61 in the second round...Final-round 5-under-par 67 led way to career-best PGA TOUR finish, a T2 in 1996 Greater Vancouver Open...Regained PGA TOUR card by earning \$113,919 for 10th-place finish on the 1994 Nationwide Tour money list. He had three runner-up finishes...First Nationwide Tour victory came at the 1993 Miami Valley Open...Won 1989 Philippines Open and 1994 Indian Open on Asian Tour...Three-time winner (1982-84) of Pennsylvania State Public Links Championship.



NATIONWIDE TOUR SUMMARY:

NATIONWIDE TOUR VICTORIES (2): 1993 Miami Valley Open. 1998 Wichita Open.

MONEY & POSITION:

1990 — \$2,334 — 157 1994 — \$113,919 — 10 2000 — \$3,080 — 219
1991 — 1,775 — 184 1995 — 0 2001 — 28,761 — 114
1992 — \$1,763 — 198 1996 — \$4,545 — 161 2002 — \$126,169 — 31
1993 — 72,944 — 14 1998 — 129,967 — 13 2003 — 58,367 — 80

BEST 2003 NATIONWIDE TOUR FINISHES: T5—Rheem Classic; T8—BMW Charity Pro-Am at The Cliffs.

2003 NATIONWIDE TOUR SUMMARY: Tournaments entered—24; in money—13; Top-10 finishes—2

NATIONWIDE TOUR CAREER SUMMARY: Tournaments Entered—154; in money—97; Top-10 finishes—29

NATIONWIDE TOUR CAREER EARNINGS: \$543,625

PGA TOUR SUMMARY:

BEST PGA TOUR CAREER FINISH: T2—1996 Greater Vancouver Open.

MONEY & POSITION:

1988 — \$0 1993 — \$18,125 — 220 1999 — \$290,806 — 136
1989 — 9,007 — 215 1994 — 3,802 — 289 2000 — 110,221 — 189
1990 — 122,329 — 126 1995 — 137,020 — 140 2001 — 0
1991 — 91,257 — 139 1996 — 296,005 — 74
1992 — 58,087 — 167 1997 — 70,383 — 184

PGA TOUR CAREER SUMMARY: Tournaments Entered—214; in money—107; Top-10 finishes—8

PGA TOUR CAREER EARNINGS: \$1,207,041

B

BARRANGER, Todd **BIRTHDATE:** October 19, 1968 **BIRTHPLACE:** Elmer, NJ **RESIDENCE:** Bluffton, SC **HEIGHT:** 5-10 **WEIGHT:** 175 **FAMILY:** Wife, Tracy; Todd Jr. **EDUCATION:** Scottsdale Community College **SPECIAL INTERESTS:** Horses, playing with son **TURNED PROFESSIONAL:** 1991 **OTHER INFORMATION:** Member of Nationwide Tour in 1997 and 2000-02. Returned to the PGA TOUR in 2003 for the first time since 1994 after finishing 15th on the 2002 Nationwide Tour money list. Made the cut in eight of 31 events on 2003 PGA TOUR, with T19 at the Buick Open his best result. Finished T13 in the season-ending 2002 Nationwide Tour Championship, good enough to remain in the 15th spot on the money list. Just one year earlier, he entered the tournament in the same spot, only to be denied a PGA TOUR card after being bumped to the 16th spot. Posted 12 top-25 finishes and seven top-10 finishes during the season. Made the cut in the final seven tournaments, finishing out of the top 20 just one time during that stretch. Shot a course-record and career-best 11-under-par 61 in the third round of the BMW Charity Pro-Am at The Cliffs, tying three others for the low round of the year on the Nationwide Tour. Earned his first career win on the Nationwide Tour at the 2001



Other Prominent Players (cont.)

Dayton Open, where he shared the lead after each of the first three days. Posted a final-round, 7-under-par 65 to edge Bo Van Pelt by one stroke. His winning score of 26-under-par tied the Nationwide Tour record held by Chris Smith (1997 Omaha Classic) for the most strokes under par in a 72-hole event. Monday-qualified for both Tours in 2000 season and ended up playing in a combined 13 events, making over \$100,000. Made seven of eight cuts on the Nationwide Tour, including two top-fives. Finished third at the Permian Basin Open after a career-best 62 in the third round placed him two strokes behind winner Kevin Johnson heading into the final round. Best finish on the PGA TOUR in 2000 was a T18 at the B.C. Open. Had two top-25s on the Nationwide Tour in 1997, but struggled making just eight cuts in 22 starts. Became ill later that year and tests found that his red blood cell count was high. Had been diagnosed with testicular cancer in 1995. Underwent surgery and returned to his golf career in March 1996. Won the Thailand Open later that year and earned a spot in the 1996 Sarazen World Open Championship, where he finished T9. Best finish in 1994 was a T13 at the B.C. Open. Led 1994 Buick Southern Open after first round but faltered and finished T60. Five-time winner on Tommy Armour Tour. NJCAA All-America selection in 1986 at Scottsdale Community College. Four-time Arizona state horse champion in showmanship from 1982-85. Lists fellow cancer survivors Lance Armstrong and Arnold Palmer among his heroes. Says he received great support from wife and friends to enable him to play golf again.

NATIONWIDE TOUR SUMMARY:

NATIONWIDE TOUR VICTORIES (1): 2001 Dayton Open.

MONEY & POSITION:

1994 — \$648 — 248 1997 — \$8,254 — 135 2002 — \$186,666 — 15
1995 — 2,430 — 197 2000 — 63,648 — 73 2003 — 0
1996 — 2,360 — 189 2001 — 159,392 — 16

2003 NATIONWIDE TOUR SUMMARY: Tournaments entered—2; in money—0; Top-10 finishes—0

NATIONWIDE TOUR CAREER SUMMARY: Tournaments Entered—93; in money—54; Top-10 finishes—13

NATIONWIDE TOUR CAREER EARNINGS: \$423,397

PGA TOUR SUMMARY:

BEST PGA TOUR CAREER FINISH: T13—1994 B.C. Open.

MONEY & POSITION:

1994 — \$40,356 — 199 2001 — \$7,700 2003 — \$158,700 — 186
2000 — 43,767 2002 — 43,200

BEST 2003 PGA TOUR FINISHES: T19—Buick Open.

2003 PGA TOUR SUMMARY: Tournaments entered—31; in money—8; Top-10 finishes—0

PGA TOUR CAREER SUMMARY: Tournaments Entered—64; in money—23; Top-10 finishes—0

PGA TOUR CAREER EARNINGS: \$293,723

MONEY & POSITION:

1995 — \$14,773 — 103 1996 — \$43,433 — 47 2002 — \$248,175 — 3

NATIONWIDE TOUR CAREER SUMMARY: Tournaments Entered—64; in money—37; Top-10 finishes—10

NATIONWIDE TOUR CAREER EARNINGS: \$306,381

PGA TOUR SUMMARY:

BEST PGA TOUR CAREER FINISH: T4—2000 Air Canada Championship.

MONEY & POSITION:

1996 — \$0 1999 — \$334,995 — 123 2002 — \$14,368
1997 — 198,051 — 116 2000 — 461,981 — 108 2003 — 224,589 — 168
1998 — 268,952 — 109 2001 — 77,837 — 204

BEST 2003 PGA TOUR FINISHES: T21—Bob Hope Chrysler Classic, The Honda Classic.

2003 PGA TOUR SUMMARY: Tournaments entered—32; in money—12; Top-10 finishes—0

PGA TOUR CAREER SUMMARY: Tournaments Entered—184; in money—89; Top-10 finishes—8

PGA TOUR CAREER EARNINGS: \$1,580,773

BATEMAN, Ahmad BIRTHDATE: August 6, 1961 **BIRTHPLACE:**

Windsor, Ontario, Canada **RESIDENCE:** Orlando, FL; plays out of

Stoneybrook GC (Estero, FL) **HEIGHT:** 6-0 **WEIGHT:** 160 **FAMILY:**

Wife, Shinta; Aneesah (9/1/95), Adam (6/26/98) **EDUCATION:**

University of Southern California **SPECIAL INTERESTS:** Family,

faith, sports, Scrabble, Detroit Red Wings hockey **TURNED PRO-**

FESSIONAL: 1982 **OTHER INFORMATION:** Member of

Nationwide Tour from 1997-2003. Made the cut in just one of eight appearances on Tour in 2003, finishing T60 at the Chattanooga Classic. Finished No. 119 on the 2002 Nationwide Tour. Made seven cuts in 20 tournaments, with his best finish two T12s at the season-opening Jacob's Creek Open and the Preferred Health Systems Wichita Open. Only other top-25 finish was a T19 at the Price Cutter Charity Championship. Granted a medical extension after shoulder problems forced him to miss most of the 2001 season. Had surgery in July. Played in just three events early in the 2001 schedule, missing the cut in all three. Did not play first 2000 Nationwide Tour event until June due to membership status. After not making it past 36 holes in first three events, ran off seven consecutive cuts made. Included in that run were six top-17 finishes and 24 consecutive rounds at par or better, the best on Tour. Tied for first-round lead at the Omaha Classic before losing to David Berganio, Jr. in a two-hole playoff. Opening-round 64 tied his career-low round. Set new Tour record with 28 birdies during the four rounds in Omaha. Followed that with two more top-10s, a T9 at the Ozarks Open and T7 at the Fort Smith Classic. Played the Asian PGA Tour prior to June and recorded three top-10s in four events. Best was a third-place finish at the Volvo China Open. Throughout his career, has played on the Asian PGA TOUR in 1997 and 1999-2003. Has had four holes-in-one during competitive rounds. Appeared on CBS show "Winning Lines" in February 2001 and won \$90,000. Fired a final-round 64 to jump from 41st to eighth at the Wichita Open for his best finish of the 1999 season. Underwent arthroscopic back surgery the week following the 1997 PGA TOUR National Qualifying Tournament. Returned in early March for the 1998 Greater Austin Open. Winner of 1997 Carolina Classic. He made the only eagle of the final round, a holed sand shot on the 13th hole to win by one stroke over Dennis Paulson, Steve Flesch and Terry Price. Earned Player of the Month honors for May 1997. At the 1996 Utah Classic, set Tour record for best birdie-eagle streak when he played an eight-hole stretch in 9-under-par. Began streak with four consecutive birdies, added an eagle, then ran off three more birdies to better the record shared by Tom Lehman and Tommy Tolles. Winner of 10 professional events, including 1995 Southern California PGA Championship. Was T7 in 1995 PGA Club Professional Championship that earned him a spot in 1996 PGA Championship. Met wife, Shinta, while playing at the 1994 Indonesian Open on the Asian Tour. Calls it his biggest thrill in golf. Was the teaching professional at El Dorado Park GC in Long Beach, CA.



NATIONWIDE TOUR SUMMARY:

NATIONWIDE TOUR VICTORIES (1): 1997 Carolina Classic.

MONEY & POSITION:

1992 — \$960 — 234 1997 — \$101,310 — 16 2001 — \$0
1993 — 0 1998 — 7,941 — 136 2002 — 28,921 — 119
1995 — 0 1999 — 9,831 — 126 2003 — 1,328 — 338
1996 — 1,815 — 196 2000 — 98,857 — 55

BEST 2003 NATIONWIDE TOUR FINISH: T60—Chattanooga Classic.

2003 NATIONWIDE TOUR SUMMARY: Tournaments entered—8; in money—1; Top-10 finishes—0

NATIONWIDE TOUR CAREER SUMMARY: Tournaments Entered—124; in money—45; Top-10 finishes—9

NATIONWIDE TOUR CAREER EARNINGS: \$250,963

PGA TOUR SUMMARY:

MONEY & POSITION:

1996 — \$0 1999 — \$0

PGA TOUR CAREER SUMMARY: Tournaments Entered—5; in money—0; Top-10 finishes—0

BARRON, Doug BIRTHDATE: July 24, 1969 **BIRTHPLACE:** Memphis, TN

RESIDENCE: Memphis, TN; plays out of Ridgeway CC (Collierville, TN)

HEIGHT: 5-9 **WEIGHT:** 170 **FAMILY:** Wife, Leslie; John William

EDUCATION: Mississippi State University (1992, Marketing) **SPE-**

CIAL INTERESTS: Movies, college basketball **TURNED PRO-**

FESSIONAL: 1992 **OTHER INFORMATION:** Member of the Nationwide

Tour in 1995-96 and 2002...Made the cut in 12 of 32 tournaments on the 2003 PGA TOUR. T21s at the Bob Hope Chrysler Classic and The Honda Classic represented his only top 25s of the season. Finished No. 168 on the money list, with \$224,589...Received Minor Medical Extension for 2002 PGA TOUR due to injury. Had five events in 2002 to earn \$328,515 and receive fully-exempt Major Medical Extension status for the remainder of the season. Missed four of five cuts early then committed to playing the Nationwide Tour for remainder of the season. Finished third on the Nationwide Tour money list (\$248,175), thanks to 11 top-25 finishes, including four runners-up and two third-place finishes...T37 at 2001 TOUR National Qualifying Tournament (missing top 35 by one stroke) to earn Nationwide Tour card. Struggled through injury-plagued 2001 season. Played in 25 events, with eight made cuts but without a top-25. Best showing was T27 at the BellSouth Classic...2000 season set career highs in earnings, with \$461,981, and top-10 finishes, with three. Finished 108th on the money list. Recorded career finish, a T4, at 2000 Air Canada Championship...In 1999, posted seven top-25s and finished 123rd on the money list, with \$334,995. Lone top-10 was a T5 at the Buick Classic...In 1998, had a pair of top-10s and was among top 25 five times. Was sixth at Greater Milwaukee Open and T7 at B.C. Open...Impressive rookie year during 1997 PGA TOUR season. Made 21 of 31 cuts and earned \$198,051, good for 116th on money list. Best finish of rookie season came at LaCantera Texas Open, a T6 and his largest check of the year, \$45,325. Earned place on TOUR by finishing third at the 1996 National Qualifying Tournament...103rd on Nationwide Tour money list in 1995 and 47th in 1996...Biggest thrill in golf was being paired with Fred Couples and Craig Stadler in the final round of his first event of the 1997 PGA TOUR season...Son John's nickname is "Buzz," named after wife's grandfather, who had the same nickname...Heavily involved in Memphis-area charities...Father introduced him to golf at age 3.



NATIONWIDE TOUR SUMMARY:

BEST NATIONWIDE TOUR CAREER FINISH: 2—2002 SAS Carolina Classic, Samsung Canadian PGA Championship, T2—Fort Smith Classic, Utah Classic.

Other Prominent Players (cont.)

BATES, Ben **BIRTHDATE:** June 12, 1961 **BIRTHPLACE:** Quincy, FL **RESIDENCE:** Gulf Breeze, FL **HEIGHT:** 6-0 **WEIGHT:** 195 **FAMILY:** Wife, Melissa; Payton (9/10/93), Graeson (6/24/96) **EDUCATION:** Troy State University **SPECIAL INTERESTS:** Football, fishing **TURNED PROFESSIONAL:** 1984 **OTHER INFORMATION:** Member of Nationwide Tour in 1990-97 and 2001-03. Member of PGA TOUR from 1998-2001. Finished No. 111 on the 2003 Nationwide Tour money list. Made the cut in 11 of 21 tournaments. Finished T10 at the Permian Basin Open, his only top-10 of the season. Finished No. 63 on the final money list of the 2002 Nationwide Tour, with \$71,804. Made the cut in 14 of 26 events, including five top-25 finishes. Finished in the top 10 four times, including a season-best T6 at the Hibernia Southern Open. Shot rounds of 65-70-68 in the weather-shortened event to finish at 13-under-par 203. Other top-10 finishes were recorded at the Lake Erie Charity Classic at Peek 'n Peak Resort (T8), Virginia Beach Open (T9) and the Arkansas Classic (T10). Made the cut in six of 10 Nationwide Tour events in 2001. Best finish was a T26 at the Arkansas Classic. Rounds of 67-70-67-68 resulted in a T9 finish at the PGA TOUR's 2000 Westin Texas Open, his lone top-10 of the season. Played one event on the 2000 Nationwide Tour, finishing T12 at the Shreveport Open. Finished 165th on the 1999 PGA TOUR official money list, with \$176,919. Participated in 1999 PGA TOUR National Qualifying Tournament and finished T2 to maintain his playing privileges for third consecutive year. Posted a career-low 62 in the opening round of the Greater Milwaukee Open on his way to a T10, his sole top-10 finish of the year and the second of his career. Best career finish is a T8 showing at the 1998 Buick Challenge. Winner of the 1997 Wichita Open in a four-man playoff involving Carl Paulson, Jeff Brehaut and Chris Smith. It was his 179th start on the Nationwide Tour. Has two other top-five finishes on the Nationwide Tour—T3 at the 1993 Panama City Beach Classic and T3 at the 1990 New England Classic. Member of NCAA Division II championship team at Troy State. Winner of five collegiate tournaments.

**NATIONWIDE TOUR SUMMARY:****NATIONWIDE TOUR VICTORIES (1):** 1997 Wichita Open.**MONEY & POSITION:**

1990 — \$29,349 — 32	1995 — \$52,263 — 41	2001 — \$12,675 — 160
1991 — 15,480 — 69	1996 — 27,754 — 69	2002 — 71,804 — 63
1992 — 3,185 — 159	1997 — 105,089 — 12	2003 — 33,239 — 111
1993 — 46,943 — 40	1998 — 6,310 — 147	
1994 — 12,383 — 97	2000 — 8,800 — 182	

BEST 2003 NATIONWIDE TOUR FINISH: T10—Permian Basin Charity Golf Classic.**2003 NATIONWIDE TOUR SUMMARY:** Tournaments entered—21; in money—11; Top-10 finishes—1**NATIONWIDE TOUR CAREER SUMMARY:** Tournaments Entered—251; in money—154; Top-10 finishes—27**NATIONWIDE TOUR CAREER EARNINGS:** \$425,273**PGA TOUR SUMMARY:****BEST PGA TOUR CAREER FINISH:** T8—1998 Buick Challenge.**MONEY & POSITION:**

1985 — \$0	1998 — \$260,225 — 112	2000 — \$248,087 — 149
1986 — 432 — 299	1999 — 176,919 — 165	2001 — 197,191 — 172

PGA TOUR CAREER SUMMARY: Tournaments Entered—121; in money—65; Top-10 finishes—3**PGA TOUR CAREER EARNINGS:** \$882,854

BEARD, Michael **BIRTHDATE:** January 14, 1980 **BIRTHPLACE:** Palm Springs, CA **RESIDENCE:** Palm Desert, CA; plays out of The Palms GC **HEIGHT:** 6-1 **WEIGHT:** 175 **FAMILY:** Wife, Susannah **EDUCATION:** Pepperdine University (2002, Organization Communications) **TURNED PROFESSIONAL:** 2002 **OTHER INFORMATION:** Will be playing his rookie season on the 2004 Nationwide Tour. Missed the cut in both appearances on Tour in 2002. Played on the 2003 Gateway Tour. Selected as an All-American in 2000 and 2002 at Pepperdine University. Cites shooting a 65 in the final round to win the 2000 NCAA West Regional as his biggest thrill in golf. Lists Jesus Christ as his hero. Got his start in golf from his parents at the age of 3. His father, Frank, won 11 times on the PGA TOUR, led the final money list in 1969 and was a member of two U.S. Ryder Cup teams.

BERTSCH, Shane **BIRTHDATE:** March 30, 1970 **BIRTHPLACE:** Denver, CO **RESIDENCE:** Denver, CO; plays out of Glenmoore CC (Englewood, CO) **HEIGHT:** 6-2 **WEIGHT:** 185 **FAMILY:** Wife, Monica; Brianna Dakota (3/28/02) **EDUCATION:** New Mexico Junior College, Texas A&M University (1994, Parks and Recreation); **SPECIAL INTERESTS:** Fly fishing, skiing **TURNED PROFESSIONAL:** 1994 **OTHER INFORMATION:** Member of the PGA TOUR in 1996-97 and the Nationwide Tour in 1995 and 1999-2003. Made the cut in 16 of 28 appearances on the 2003 Nationwide Tour. Finished the season No. 56 on the final money list, with \$85,558, just missing the season-ending 55-member Nationwide Tour Championship by \$18 to Michael Allen. Posted eight top-25 finishes, including two inside the top 10. Best showing was T8 at the Envirocare Utah Classic, followed by a T10 at the Northeast Pennsylvania Classic. Finished No. 96 on the 2002 Nationwide Tour money list, with \$37,354. Made the cut in 12 of 20 tournaments entered. Posted two top-25 finishes, a T10 at his season-opening BMW Charity Pro-Am at The Cliffs and a T24 at



his season-ending Hibernia Southern Open. Opened the year with four rounds under-par (67-69-68-70) at the BMW Charity Pro-Am at The Cliffs. Collected a season-best \$12,600 for his efforts. Also fired below-par rounds (70-70-66) at the Hibernia Southern Open before weather shortened the event to 54 holes. Made the cut in 11 of 24 events in 2001, with two top-10 finishes. Overcame first-round 75 with rounds of 67-66-69 to T6 at Siouxland Open. Had his best finish of the year at the Tri-Cities Open, where he carded scores of 67-72-69-70 to wind up 10-under par and T4. Captured his first victory at the 2000 Uptate Classic. Was six strokes back of leader Vaughn Taylor after first 36 holes. Moved into contention on Saturday with career-best round, an 8-under 64. Trailed 54-hole leader and Monday qualifier Tim Straub by two shots heading into Sunday's finale. Put together a six-birdie effort in the final round to overtake Straub and win by four strokes. His first win was worth \$72,000, more than he had made in any single season on the Tour, allowing him to move from No. 58 on the money list to No. 14. Also earned July Player of the Month honors. The week prior to his victory, finished T3 at the Hershey Open, two strokes behind winner Paul Gow. Only other top-10 of the 2000 season came at the Tri-Cities Open, where he finished T6. Fired an opening-round 65 to tie for the lead with Ashley Chinner at the 1999 Lehig Valley Open. Winner of the 1998 Colorado Open. Closed 68-66 for T5 at 1996 Greater Vancouver Open. Earned \$26,099 to rank 72nd on 1995 Nationwide Tour money list, his previous best money-list finish. Biggest thrill in golf was first tournament win in 1994 Southwest Kansas Pro-Am. A promising junior tennis player, he gave up the game to concentrate on golf after losing a big match to future No. 1-ranked Andre Agassi. Travels with the family dog, Moby.

NATIONWIDE TOUR SUMMARY:**NATIONWIDE TOUR VICTORIES (1):** 2000 Uptate Classic.**MONEY & POSITION:**

1992 — \$0	1996 — \$0	2000 — \$148,940 — 24
1993 — 0	1997 — 8,833 — 129	2001 — 60,900 — 68
1994 — 2,323 — 176	1998 — 1,140 — 234	2002 — 37,354 — 96
1995 — 26,099 — 72	1999 — 19,724 — 97	2003 — 85,558 — 56

BEST 2003 NATIONWIDE TOUR FINISHES: T8—Envirocare Utah Classic; T10—Northeast Pennsylvania Classic.**2003 NATIONWIDE TOUR SUMMARY:** Tournaments entered—26; in money—16; Top-10 finishes—2**NATIONWIDE TOUR CAREER SUMMARY:** Tournaments Entered—160; in money—83; Top-10 finishes—12**NATIONWIDE TOUR CAREER EARNINGS:** \$390,871**PGA TOUR SUMMARY:****BEST PGA TOUR CAREER FINISH:** T5—1996 Greater Vancouver Open.**MONEY & POSITION:**

1993 — \$2,548 — 300	1997 — \$73,480 — 182	2002 — \$0
1996 — 65,517 — 188	1998 — 0	

PGA TOUR CAREER SUMMARY: Tournaments Entered—62; in money—20; Top-10 finishes—1**PGA TOUR CAREER EARNINGS:** \$141,544

BETTENCOURT, Matt **BIRTHDATE:** April 12, 1975 **BIRTHPLACE:** Alameda, CA **RESIDENCE:** Modesto, CA; plays out of Del Rio CC

HEIGHT: 5-11 **WEIGHT:** 170 **FAMILY:** Single **EDUCATION:** Modesto Junior College (1996)**SPECIAL INTERESTS:** Music, traveling**TURNED PROFESSIONAL:** 2001 **OTHER INFORMATION:**

Will be playing his rookie season on the 2004 Nationwide Tour. Despite only playing in three tournaments on Tour in 2003, managed two top-25 finishes. Shot rounds of 70-68-66-70 to finish 6-under-par 274 at the Alberta Calgary Classic, good enough for T16. Came back the next week with a T24 at the Envirocare Utah Classic. Member of the 2003 Canadian Tour. Made the cut in seven of nine events, with two top-10 performances. A season-best T9 at the Bay Mills Open Players Championship helped him jump into the 25th spot on the final money list. Named the Northern California Golf Association Player of the Year in 2001 and 2002. Won the NCGA Amateur Championship in 2000. Advanced to the round of 32 at the 2001 and 2002 U.S. Amateur. Lists Joe Montana as his hero. Got his start in golf from his father. Has had seven career holes-in-one in competitive rounds. Has a twin sister, Michelle.



BLAKE, Jay Don **BIRTHDATE:** October 28, 1958 **BIRTHPLACE:** St. George, UT **RESIDENCE:** St. George, UT **HEIGHT:** 6-2 **WEIGHT:** 180

FAMILY: Wife, Marci; Jamie Dawn (10/1/79), Bridgette (4/11/83), Patrick (9/11/86), Miranda (6/23/98)**EDUCATION:** Utah State University**SPECIAL INTERESTS:** Drag racing, all sports, hunting, fishing**TURNED PROFESSIONAL:** 1981 **OTHER INFORMATION:**

Member of the PGA TOUR from 1987-2003. Finished out the top 150 for the first time in his 17-year career on TOUR and did not post a top-10 for the first time since 1990. Best effort of the season came at the Bell Canadian Open, where he finished T14, thanks to a hole-in-one in the final round. He aced the 13th at Hamilton G&CC, hitting a 3-iron 224 yards. Held the first- and second-round leads at the Greater Milwaukee Open before finishing T32. Opening 64 was his best round on TOUR since a 64 during the first round of the 2001 Canon Greater Hartford Open. Earned highest finish since a second at the 1998 BellSouth Classic, with a third-place finish at the 2002



Other Prominent Players (cont.)

Sony Open in Hawaii. In 2001, earned a spot in the top 125 for the 15th consecutive year. Only top-10 in 2001 was a T7 in the Buick Invitational. Made the cut in the last five consecutive events to keep his card for 2002. Had four runner-up finishes between 1992 and 1996. Best year of his career came in 1991 when he earned his sole tournament title at Shearson Lehman Brothers Open. Closed with rounds of 67-67 to defeat Bill Sander by two strokes. Had five other top-10s that season and earned \$563,854, for 21st on the TOUR money list. Made his only appearance in THE TOUR Championship that year, where he T13. Winner of 1988 Utah Open. Named collegiate player of the year in 1981. In 1980, won NCAA Championship as a junior at Utah State and was runner-up the following year. A drag-racing aficionado, attended National Hot Rod Association driving school in December 1995. A regular competitor, won hot-rod sprint in fall of 1996. Professional drag racer Bob Vandergriff, Jr. has caddied for him. Knew by age 12 he wanted to be a professional golfer.

PGA TOUR SUMMARY:

PGA TOUR VICTORIES (1): 1991 Shearson Lehman Brothers Open.

MONEY & POSITION:

1982 — \$0	1991 — \$563,854 — 21	1998 — \$405,305 — 72
1984 — 0	1992 — 299,298 — 51	1999 — 389,765 — 102
1985 — 0	1993 — 202,482 — 86	2000 — 590,109 — 82
1987 — 87,634 — 106	1994 — 309,351 — 55	2001 — 436,576 — 118
1988 — 131,937 — 90	1995 — 333,551 — 54	2002 — 495,066 — 128
1989 — 200,499 — 71	1996 — 347,328 — 57	2003 — 194,293 — 178
1990 — 148,384 — 106	1997 — 378,484 — 65	

BEST 2003 PGA TOUR FINISH: T14—Bell Canadian Open.

2003 PGA TOUR SUMMARY: Tournaments entered—27; in money—10; Top-10 finishes—0

PGA TOUR CAREER SUMMARY: Tournaments Entered—481; in money—305; Top-10 finishes—36

PGA TOUR CAREER EARNINGS: \$5,513,915

BRADLEY, Rob BIRTHDATE: June 5, 1974 **BIRTHPLACE:** Milford, NJ

RESIDENCE: Louisville, KY; plays out of Hurstbourne CC **HEIGHT:** 5-8

WEIGHT: 200 **FAMILY:** Wife, Chastity; Cole (4/12/99) **EDUCATION:** University of North Carolina

SPECIAL INTERESTS: Family, movies, cards **TURNED PROFESSIONAL:** 1996 **OTHER INFORMATION:** Member of Nationwide Tour in 2000-03. Made the cut in

eight of 25 appearances on the 2003 Nationwide Tour. Finished the season No. 72 on the money list, with \$70,014. Carved out a TPC at Wakefield Plantation course-record 9-under-par 62 to vault into contention at the SAS Carolina Classic. Finished just one shot back of winner David Morland IV. Only other top-10 came at the Chattanooga Classic where four rounds in the 60s (66-66-69-68) gave him a T6 finish. Qualified for the U.S. Open at Olympia Fields CC. Finished No. 92 on the 2002 Nationwide Tour money list, with \$40,634. Made the cut in 12 of 22 tournaments. Posted four top-25 finishes at the Hibernia Southern Open (T6), Gila River Classic (T19), Preferred Health Systems Wichita Open (T21) and the Oregon Classic (T22). Struggled early in the season, but rebounded by posting all four top-25 finishes in the latter half of the season. Best tournament came with the T6 finish in his season-ending Hibernia Southern Open. Finished 13-under, six strokes behind tournament-winner David Morland IV. Made the cut in eight of 21 events in 2001, with four top-25 finishes. Best showing came at the Hershey Open. He shared the 36-hole lead before finishing T12. Had the longest measured drive on Tour in 2001, 410 yards. Struggled early in the 2000 season but finished with six top-25s in his last nine events. Opening-round 65 gave him a share of the first-round lead with Craig Kanada at the 2000 Oregon Classic. Finished T7, six strokes back of winner Keoke Cotner. The week prior, fired a career-low 64 during the third round of the Boise Open. Medalist at first stage of the 2000 PGA TOUR Qualifying Tournament held at Kannapolis CC in North Carolina. Prior to his rookie campaign had participated in just one Nationwide Tour event, the 1997 Carolina Classic, and one PGA TOUR event, the 1997 U.S. Open. He missed the cut in both. Medalist at first stage of the 1999 PGA TOUR Qualifying Tournament held at Old Fort GC in Murfreesboro, TN. 1999 Kentucky Open champion. NCAA honorable mention All-America selection in 1993 and 1996. Was a member of the 1995 and 1996 ACC Championship teams. Winner 1995 New Jersey State Amateur and Jerry Pate Invitational. Has two holes-in-one in competitive rounds. Biggest thrill in golf was being a contestant at the 1997 U.S. Open at Congressional.



NATIONWIDE TOUR SUMMARY:

BEST NATIONWIDE TOUR CAREER FINISH: T2—2003 SAS Carolina Classic.

MONEY & POSITION:

1997 — \$0	2001 — \$31,108 — 107	2003 — \$70,014 — 72
2000 — 78,841 — 64	2002 — 40,634 — 92	

BEST 2003 NATIONWIDE TOUR FINISHES: T2—SAS Carolina Classic; T6—Chattanooga Classic.

2003 NATIONWIDE TOUR SUMMARY: Tournaments entered—25; in money—8; Top-10 finishes—2

NATIONWIDE TOUR CAREER SUMMARY: Tournaments Entered—98; in money—42; Top-10 finishes—5

NATIONWIDE TOUR CAREER EARNINGS: \$220,597

PGA TOUR SUMMARY:

BEST PGA TOUR CAREER FINISH: 70—2001 FedEx St. Jude Classic.

MONEY & POSITION:

1997 — \$0	2001 — \$7,000	2003 — \$0
------------	----------------	------------

2003 PGA TOUR SUMMARY: Tournaments entered—1; in money—0; Top-10 finishes—0

PGA TOUR CAREER SUMMARY: Tournaments Entered—3; in money—1; Top-10 finishes—0

PGA TOUR CAREER EARNINGS: \$7,000

BRIGMAN, Jaxon BIRTHDATE: May 8, 1971 **BIRTHPLACE:** Abilene, TX

RESIDENCE: Abilene TX; plays out of Fairway Oaks CC **HEIGHT:** 5-9

WEIGHT: 150 **FAMILY:** Wife, Ami **EDUCATION:** Oklahoma State University (1994, Marketing) **SPECIAL INTERESTS:** Fishing **OTHER INFORMATION:** Member of Nationwide Tour in 1995-96, 1998, 2000

and 2002-03. Made the cut in eight of 16 events on the 2003 Nationwide Tour. Finished the season No. 99 on the money list, with \$39,925. Posted three top-25s, including a season-best T4 at the Samsung Canadian PGA Championship. Just missed his second top-10, with a T11 at the Oregon Classic. Led the Tour in Scrambling (68.2 percent). Finished No. 89 on the 2002 Nationwide Tour, with \$41,691. Made the cut in 10 of 21 tournaments, with his best finish a T7 at the Dayton Open. Only other top-10 was a T10 at the SAS Carolina Classic. Ranked No. 3 on Tour in Sand Save Percentage (63.2 percent). Missed qualifying for the 2000 PGA TOUR by one stroke after signing an incorrect scorecard during the final round of the 1999 PGA TOUR National Qualifying Tournament. Signed for a four instead of the three he actually made on the par-4 13th hole of the Gold Course at Doral. Made the cut in 16 of 29 events on the 2000 Nationwide Tour, with six top-25 finishes. Finished third at the Dayton Open. Was two strokes off the 18-hole lead and three back after the second and third rounds. Final-round 73 left him in third place, three shots back. Was T6 at the Steamtown Classic and was sixth at the Upstate Classic. Ranked 10th on the 1999 Lone Star Tour money list, with \$13,501. Fired final-round 65 at the 1998 Monterrey Open to T2, his best Nationwide Tour career finish. Monday-qualified at the 2001 Texas Open at LaCantera, where he posted rounds of 67-71-67-69 to T11 place and collected \$61,500, the largest paycheck of his professional career. Member of Oklahoma State University's 1991 NCAA Championship team. Tied for fourth place individually at the 1992 NCAA Championship. Winner of the 1988 and 1989 LaJet Amateur and the 1993 Sunnehanna Amateur.



NATIONWIDE TOUR SUMMARY:

BEST NATIONWIDE TOUR CAREER FINISH: T2—1998 Monterrey Open.

MONEY & POSITION:

1995 — \$8,361 — 135	1998 — \$31,412 — 70	2002 — \$41,691 — 89
1996 — 6,209 — 144	1999 — 1,170 — 214	2003 — 39,925 — 99
1997 — 2,250 — 185	2000 — 91,413 — 58	

BEST 2003 NATIONWIDE TOUR FINISH: T4—Samsung Canadian PGA Championship.

2003 NATIONWIDE TOUR SUMMARY: Tournaments entered—16; in money—8; Top-10 finishes—1

NATIONWIDE TOUR CAREER SUMMARY: Tournaments Entered—134; in money—62; Top-10 finishes—7

NATIONWIDE TOUR CAREER EARNINGS: \$222,431

PGA TOUR SUMMARY:

BEST PGA TOUR CAREER FINISH: T11—2001 Texas Open at LaCantera.

MONEY & POSITION:

1999 — \$0	2001 — \$61,500	2003 — \$0
------------	-----------------	------------

2003 PGA TOUR SUMMARY: Tournaments entered—1; in money—0; Top-10 finishes—0

PGA TOUR CAREER SUMMARY: Tournaments Entered—4; in money—1; Top-10 finishes—0

PGA TOUR CAREER EARNINGS: \$61,500

BRISKY, Mike BIRTHDATE: May 28, 1965 **BIRTHPLACE:** McAllen, TX

RESIDENCE: Southlake, TX **HEIGHT:** 6-0 **WEIGHT:** 190 **FAMILY:** Wife, Judy; Jacob (6/15/94), Joel (9/18/96) **EDUCATION:** University of Texas-Pan American

SPECIAL INTERESTS: Movies, Bible study, fishing **TURNED PROFESSIONAL:** 1987 **OTHER INFORMATION:** Member of the Nationwide Tour in 1994 and 2001-03 and a member of the PGA TOUR from 1994-2000. Will keep his status for the 2004

season and play a few events. Accepted a full-time position as an associate pastor at Gateway Church (non-denominational) in his hometown of Southlake, TX, and will retire from competitive golf after this season. Made the cut in 10 of 23 events on the 2003 Nationwide Tour, including six missed cuts to start the season. Finished the year No. 58 on the money list, with \$82,558. Best showing was a T2 at the Preferred Health Systems Wichita Open. Opened the tournament with a 7-under-par 64, thanks, in large part, to a hole-in-one on the par-3 fifth hole. Needed only 18 putts on the round, including just seven on the front nine. Also finished inside the top 10 at the Henrico County Open (T8). Finished No. 193 on the 2002 Nationwide Tour money list, with \$7,085. Only played in seven tournaments, making the cut twice. Finished T36 at the Preferred Health Systems Wichita Open in his first tournament since breaking his hand in September of 2001 and undergoing disc surgery on his lower back in May of 2002. Missed the next three cuts before notching his only top-20 of the season at the Bank



Other Prominent Players (cont.)

of America Monterey Peninsula Classic (T20) after firing rounds of 71-76-75-72. Made the cut in 14 of 20 Nationwide Tour events in 2001, with two top-10 finishes. Finished T8 at the Monterrey Open in Mexico. Closed the year by making the cut in 10 of his final 11 events. Had a run of 16 consecutive rounds at par or better at the end of the year. Recorded three top-25s on the 2000 PGA TOUR, including a season-best T12 at the Honda Classic. Was tied for the 18-hole lead after an opening-round 65, his low round of the year. Finished outside of the top 150 for the first time since 1994. Came close to recording his first PGA TOUR victory with an impressive performance at the 1999 John Deere Classic. Opened with a 66-62 to take the 36-hole lead with a tournament record 12-under-par 128. While shooting 62, recorded his fourth TOUR career hole-in-one. Closed with a 65 to get into playoff with J.L. Lewis, which Lewis won with birdie on fifth extra hole. His \$216,000 payday was largest of his career. It was his second playoff loss. The first came to Woody Austin at 1995 Buick Open. Returned to National Qualifying Tournament after finishing 128th on 1998 money list, where he finished 10th. Made holes-in-one in consecutive TOUR starts at Greater Milwaukee Open and John Deere Classic. Finished third at the 1997 Deposit Guaranty Golf Classic, two strokes behind Billy Ray Brown. One of six top-10 finishes that year. Had three top-10 finishes in 1996 on way to 84th-place finish on money list. Best result of year was T4 at Motorola Western Open. Nearly earned first PGA TOUR victory at 1995 Buick Open. Rounds of 67-68-67-68 left him tied for lead with Woody Austin. Approach on first hole found greenside bunker, and Austin won playoff with par. First earned TOUR playing privileges at 1993 National Qualifying Tournament, where he T37. Split time between the PGA TOUR and Nationwide Tour in 1994. Won the Texarkana Open by seven strokes. Two-time winner on T.C. Jordan Tour. Youngest of 10 children.

NATIONWIDE TOUR SUMMARY:

NATIONWIDE TOUR VICTORIES (1): 1994 Texarkana Open.

MONEY & POSITION:

1992 — \$1,627 — 206 1998 — \$3,409 — 175 2003 — \$82,558 — 58
1994 — 46,938 — 37 2001 — 71,759 — 61
1995 — 0 2002 — 7,085 — 193

BEST 2003 NATIONWIDE TOUR FINISHES: T2—Preferred Health Systems Wichita Open; T8—Henrico County Open.

2003 NATIONWIDE TOUR SUMMARY: Tournaments entered—23; in money—10; Top-10 finishes—2

NATIONWIDE TOUR CAREER SUMMARY: Tournaments Entered—63; in money—34; Top-10 finishes—6

NATIONWIDE TOUR CAREER EARNINGS: \$213,375

PGA TOUR SUMMARY:

BEST PGA TOUR CAREER FINISHES: 2—1995 Buick Open, 1999 John Deere Classic.

MONEY & POSITION:

1989 — \$0 1996 — \$260,360 — 84 1999 — \$361,084 — 115
1994 — 38,713 — 200 1997 — 367,112 — 67 2000 — 204,232 — 161
1995 — 194,874 — 92 1998 — 220,389 — 128

PGA TOUR CAREER SUMMARY: Tournaments Entered—189; in money—92; Top-10 finishes—12

PGA TOUR CAREER EARNINGS: \$1,646,763

BRUCKNER, Greg BIRTHDATE: September 22, 1959 **BIRTHPLACE:**

Manhattan Beach, CA **RESIDENCE:** Phoenix, AZ **HEIGHT:** 6-0 **WEIGHT:** 195 **FAMILY:** Wife, Serena **EDUCATION:** Arizona State University (1984, Broadcasting) **SPECIAL INTERESTS:** Movies, reading, hiking **TURNED PROFESSIONAL:** 1986 **OTHER INFORMATION:** Member of the PGA TOUR in 1990-92 and the Nationwide Tour in 1992-97 and 1999. Missed the cut in both appearances on the 2003 Nationwide Tour. Had his best season on the Nationwide Tour as a rookie in 1992 when he finished No. 30 on the money list. Fired rounds of 73-68-67 to win his only Tour title at the New England Classic. Collected \$25,000 for his efforts. Came back in 1993 and racked up 13 top-25 finishes, enough to land him in the No. 37 spot on the final money list. Best finish that year was T3 at his season-opening Yuma Open. Posted two top-25 finishes in his last full season on the Nationwide Tour (1999)—T16 at the Monterrey Open and T22 at the Wichita Open. Enjoyed his best season on the PGA TOUR in 1991 when he earned \$74,858 to finish No. 151 on the money list. Made the cut in 17 of 32 events. Four top-25s that year included a career-best T14 at the Northern Telecom Open. Also finished T14 the year prior during his rookie campaign on TOUR at the H.E.B. Texas Open. Member of the Asian Tour in 1986 and again in 1988-89. Winner of the 1998 Rolex Masters and Singapore Open on that Tour. Got his start in golf playing with his dad and friends on a par-3 course near his home. Avid auto racing fan.



NATIONWIDE TOUR SUMMARY:

NATIONWIDE TOUR VICTORIES (1): 1992 New England Classic.

MONEY & POSITION:

1990 — \$575 — 277 1995 — \$58,856 — 35 1999 — \$16,719 — 103
1992 — 45,725 — 30 1996 — 14,127 — 103 2000 — 2,760 — 229
1993 — 48,400 — 37 1997 — 28,770 — 70 2001 — 5,256 — 203
1994 — 37,084 — 44 1998 — 428 — 295 2003 — 0

2003 NATIONWIDE TOUR SUMMARY: Tournaments entered—2; in money—0; Top-10 finishes—0

NATIONWIDE TOUR CAREER SUMMARY: Tournaments Entered—174; in money—100; Top-10 finishes—18

NATIONWIDE TOUR CAREER EARNINGS: \$258,700

PGA TOUR SUMMARY:

BEST PGA TOUR CAREER FINISH: T14—1990 H.E.B. Texas Open, 1991 Northern Telecom Open.

MONEY & POSITION:

1990 — \$58,464 — 170 1992 — \$2,200 — 299
1991 — 74,858 — 151 1995 — 4,834 — 305

PGA TOUR CAREER SUMMARY: Tournaments Entered—72; in money—34; Top-10 finishes—0

PGA TOUR CAREER EARNINGS: \$140,356

BUCHNER, Dan BIRTHDATE: June 30, 1973 **BIRTHPLACE:** White

Plains, NY **RESIDENCE:** Newport Beach, CA **HEIGHT:** 5-10 **WEIGHT:** 150 **FAMILY:** Single **EDUCATION:** University of California-Santa Barbara (1997, Philosophy) **SPECIAL INTERESTS:** Fishing, tennis **TURNED PROFESSIONAL:** 1999 **OTHER INFORMATION:** Will be a rookie on the 2004 Nationwide Tour. Has no prior PGA TOUR or Nationwide Tour experience. Has previous experience on the Golden State Tour and the Hooters Tour. Leading money-winner on the 2002 Golden State Tour. Has won 10 times on that Tour over the past two seasons. Has had three holes-in-one during competitive rounds. Cites playing in a tournament with his father and grandfather as his biggest thrill in golf. Lists his late grandfather Ed as his hero. Played in nearly 50 mini-tour events in 2002 while working for a mortgage company. Other non-golf-related jobs held include valet parker and busboy.



BUHA, Jason BIRTHDATE: February 6, 1975 **BIRTHPLACE:** Dearborn,

MI **RESIDENCE:** Birmingham, AL; plays out of Shoal Creek GC **HEIGHT:** 6-0 **WEIGHT:** 175 **FAMILY:** Wife, Ashley; Claire Elizabeth (2/12/03) **EDUCATION:** Duke University (1997, Economics) **SPECIAL INTERESTS:** Fishing, hunting, skiing, reading **TURNED PROFESSIONAL:** 1997 **OTHER INFORMATION:** Member of the Nationwide Tour in 2001-02. Member of the PGA TOUR in 2000 and again in 2003. Made the cut in seven of 25 events on the 2003 PGA TOUR, with a T27 at the Reno-Tahoe Open his best result. Earned return trip to the PGA TOUR in 2003 via his 11th-place finish on the 2002 Nationwide Tour money list. Picked up first career win at the Dayton Open. Finished 23-under for a three-stroke victory. Shot a course-record, 10-under 62 in the first round of the Arkansas Classic, tying the mark for the best opening round on the 2002 Nationwide Tour. Hit just 13 greens in regulation but one-putted 12 holes in a row. Made the cut in 16 of 25 events, with four top-10 and nine top-25 finishes during his rookie season in 2001. Trained by one stroke after each of the first three rounds at the Steamtown Classic. Closed with a 3-over 73 to wind up T5. Had his best finish at the Siouxland Open, where he T4, three strokes back of winner Pat Bates. No. 3 in All-Around ranking and Third-Round Scoring Average (68.67) for the 2001 campaign. Member of PGA TOUR in 2000. Recorded four rounds in the 60s at the Canon Greater Hartford Open for a T18 finish, his best of the season. Other two top-25s came in the last two weeks of the season—T24 at the National Car Rental Golf Classic at Walt Disney World Resort and T20 at the Southern Farm Bureau Classic. Recorded last eight rounds of the year below par. Finished T16 at the 2000 Richmond Open in his only appearance on the Nationwide Tour. Earned his first TOUR card by virtue of his T34 finish at the 1999 PGA TOUR National Qualifying Tournament. Played on the Hooters Tour in 1999, winning the Hooters Classic. Named second-team All-American in 1996-97 at Duke University. Began interest in golf at age 6 when he would hit balls at the driving range with his father.



NATIONWIDE TOUR SUMMARY:

NATIONWIDE TOUR VICTORIES (1): 2002 Dayton Open.

MONEY & POSITION:

2000 — \$6,200 — 192 2002 — \$204,938 — 11
2001 — 115,527 — 39 2003 — 0

2003 NATIONWIDE TOUR SUMMARY: Tournaments entered—3; in money—1; Top-10 finishes—0

NATIONWIDE TOUR CAREER SUMMARY: Tournaments Entered—55; in money—35; Top-10 finishes—11

NATIONWIDE TOUR CAREER EARNINGS: \$326,665

PGA TOUR SUMMARY:

BEST PGA TOUR CAREER FINISH: T18—2000 Canon Greater Hartford Open.

MONEY & POSITION:

2000 — \$153,862 — 175 2003 — \$72,833 — 218

BEST 2003 PGA TOUR FINISHES: T27—Reno-Tahoe Open.

2003 PGA TOUR SUMMARY: Tournaments entered—25; in money—7; Top-10 finishes—0

PGA TOUR CAREER SUMMARY: Tournaments Entered—54; in money—19; Top-10 finishes—0

PGA TOUR CAREER EARNINGS: \$226,696

Other Prominent Players (cont.)

BUTCHER, Rodney **BIRTHDATE:** February 4, 1970 **BIRTHPLACE:** Weymouth, MA **RESIDENCE:** New Port Richey, FL; plays out of Cheval CC (Lutz, FL) **HEIGHT:** 6-1 **WEIGHT:** 185 **FAMILY:** Wife, Julie **EDUCATION:** Florida Southern College (1992, Finance) **SPECIAL INTERESTS:** Hockey, shooting pool, watching TV **TURNED PROFESSIONAL:** 1992 **OTHER INFORMATION:** Member of the Nationwide Tour in 1998. Made the cut in seven of 17 events that season. Posted three top-25 finishes, with his best coming at the Tri-Cities Open, where he T14. Finished No. 123 on the money list. One of his three career made cuts on the PGA TOUR was T60 at the 1997 U.S. Open. Has also played on the Golden Bear Tour and the Canadian Tour. Has had five holes-in-one in competitive rounds. Cites playing in the 1997 U.S. Open, where he was in the top 25 heading into the final round, as his biggest thrill in golf. Three-time winner of the Vermont Open (1995, 2001, 2003). Posted other victories at the 2003 Canadian Tour Players Championship, 2000 Rhode Island Open, 1998 Massachusetts Open and the 1997 Maine Open. Member of 1990 and 1991 NCAA Division II national championship teams at Florida Southern. Named Division II first-team All-American in 1988-92. Winner of Wes Berner Award as Florida's outstanding collegiate golfer in 1991. All-state high school hockey performer in 1985-88. Was voted MVP of his high school hockey team.



NATIONWIDE TOUR SUMMARY:

BEST NATIONWIDE TOUR CAREER FINISH: T14—1998 Tri-Cities Open.

MONEY & POSITION:

1993 — \$353 —279	1997 — \$2,463 —179	2003 — \$0
1994 — 0	1998 — 10,531 —123	
1995 — 0	2001 — 0	

2003 NATIONWIDE TOUR SUMMARY: Tournaments entered—2; in money—0; Top-10 finishes—0

NATIONWIDE TOUR CAREER SUMMARY: Tournaments Entered—31; in money—9; Top-10 finishes—0

NATIONWIDE TOUR CAREER EARNINGS: \$13,347

PGA TOUR SUMMARY:

BEST PGA TOUR CAREER FINISH: T60—1997 U.S. Open Championship.

MONEY & POSITION:

1995 — \$1,860 —354	1998 — \$0	2001 — \$0
1996 — 0	1999 — 5,000 —325	2002 — 0
1997 — 6,271 —293	2000 — 0	

PGA TOUR CAREER SUMMARY: Tournaments Entered—11; in money—3; Top-10 finishes—0

PGA TOUR CAREER EARNINGS: \$13,131

BYRD, Robin **BIRTHDATE:** August 2, 1960 **BIRTHPLACE:** Fayetteville, NC **RESIDENCE:** Austin, TX **HEIGHT:** 6-2 **WEIGHT:** 200 **FAMILY:** Single **EDUCATION:** Marshall University **SPECIAL INTERESTS:** Movies, food, sports, fishing, hunting **TURNED PROFESSIONAL:** 1984 **OTHER INFORMATION:** Member of the Nationwide Tour in 1999. Made the cut in 15 of 27 appearances that season and finished No. 92 on the money list. Posted three top-25s, with his best finish a T11 at the Utah Classic, part of an eight-week stretch that also included T12 at the Wichita Open and T13 at the Tri-Cities Open. Has also played on the European Tour (2000-01), PGA TOUR of Australasia (1996-2002), Omega Asia Tour (1998-99) and the European Challenge Tour (2002-03). His only career hole-in-one came at the 1999 Utah Open. Winner of the 1996 G.I. Joe Thriftway Portland Invitational. Instructors he has used include David Leadbetter and Chuck Cook, who has worked with Tom Kite and the late Payne Stewart. Has approximately 40 victories on mini-tours around the world. Got his start in golf by trying to beat his father at the age of 12. Once played a match against fellow North Carolina native and NBA basketball hero Michael Jordan.



NATIONWIDE TOUR SUMMARY:

BEST NATIONWIDE TOUR CAREER FINISH: T11—1999 Utah Classic.

MONEY & POSITION:

1991 — \$0	1992 — \$575 —296	1999 — \$23,019 — 92
------------	-------------------	----------------------

NATIONWIDE TOUR CAREER SUMMARY: Tournaments Entered—29; in money—16; Top-10 finishes—0

NATIONWIDE TOUR CAREER EARNINGS: \$23,594

PGA TOUR SUMMARY:

MONEY & POSITION:

1985 — 0

PGA TOUR CAREER SUMMARY: Tournaments Entered—1; in money—0; Top-10 finishes—0

C

CARON, Jason **BIRTHDATE:** July 25, 1972 **BIRTHPLACE:** Hyannis, MA **RESIDENCE:** Jupiter, FL **HEIGHT:** 5-11 **WEIGHT:** 170 **FAMILY:** Single **EDUCATION:** Charleston Southern University (1994, Business Management) **SPECIAL INTERESTS:** Movies, fishing, hunting **TURNED PROFESSIONAL:** 1994 **OTHER INFORMATION:** Made the cut in nine of 29 events on the 2003 PGA TOUR. Only top-25 of the



season was a T15 at the AT&T Pebble Beach National Pro-Am, his first event of the year...Finished No. 20 on the 2002 Nationwide Tour money list, with \$155,044. Consistent throughout the year, making 17 of 22 cuts and finishing in the top 10 six times. Best showing was a runner-up finish to Monday qualifier Jace Bugg at the Arkansas Classic. Shot a final-round, bogey-free 4-under-par 68 to finish just one stroke behind Bugg. Other top finishes included T5 at the Knoxville Open, T6 at the Richmond Open, T8 at the Holden Clearwater Classic, T9 at the Samsung Canadian PGA Championship and a T9 at the Bank of America Monterey Peninsula Classic...Qualified for the 2002 U.S. Open Championship at Bethpage Black, finishing T30 after firing rounds of 75-72-72-73. Picked up a check for \$35,639 for his efforts...Rookie on the Nationwide Tour in 2001...Made the cut in 17 of 26 events in 2001, with four top-10 finishes. Started the season by making his first four cuts and posted 16 consecutive rounds at par or better. Closed the season by making his last six cuts. Carded a final-round 64 to come from four strokes off the pace and post a 23-under par total at the Gila River Classic. Joined Ben Crane and Bo Van Pelt in a playoff for the title. Eliminated on the second extra hole of the playoff, which was won by Crane after four holes. Had 17 eagles during the 2001 season to rank No. 1 on the Nationwide Tour...Recorded one top-20 finish during his rookie season on the 2000 PGA TOUR, a T19 at the 2000 Honda Classic. Best round of the season was a 65, which came during the first round of the Canon Greater Hartford Open and left him one stroke behind the leaders. Qualified by finishing T37 at the 1999 PGA TOUR Qualifying Tournament...Won three events in seven weeks on the 1999 Hooters Tour to finish third on that tour's money list...Began playing golf at age 8.

NATIONWIDE TOUR SUMMARY:

BEST NATIONWIDE TOUR CAREER FINISH: 2—2002 Arkansas Classic, T2—2001 Gila River Classic at Wild Horse Pass Development.

MONEY & POSITION:

1999 — \$0	2001 — \$116,147 — 38
2000 — 0	2002 — 155,044 — 20

NATIONWIDE TOUR CAREER SUMMARY: Tournaments Entered—51; in money—34; Top-10 finishes—10

NATIONWIDE TOUR CAREER EARNINGS: \$271,191

PGA TOUR SUMMARY:

BEST PGA TOUR CAREER FINISH: T15—2003 AT&T Pebble Beach National Pro-Am.

MONEY & POSITION:

2000 — \$87,110 —200	2002 — \$35,639	2003 — \$172,292 — 183
----------------------	-----------------	------------------------

BEST 2003 PGA TOUR FINISH: T15—AT&T Pebble Beach National Pro-Am.

2003 PGA TOUR SUMMARY: Tournaments entered—29; in money—9; Top-10 finishes—0

PGA TOUR CAREER SUMMARY: Tournaments Entered—59; in money—20; Top-10 finishes—0

PGA TOUR CAREER EARNINGS: \$295,040

CARTER, Jim **BIRTHDATE:** June 24, 1961 **BIRTHPLACE:** Spring Lake, NC **RESIDENCE:** Scottsdale, AZ; plays out of GC at Desert Mountain **HEIGHT:** 6-0 **WEIGHT:** 175 **FAMILY:** Wife, Cyndi; Shane (10/5/91), Brant (3/7/95), Race (4/3/97) **EDUCATION:** Arizona State University (1984, Business) **SPECIAL INTERESTS:** Family, sports **TURNED PROFESSIONAL:** 1985 **OTHER INFORMATION:** Member of the Nationwide Tour in 1991 and 1993-94. Member of the PGA TOUR in 1987-90 and 1995-2003. Finished out of the top 150 (172nd) on the PGA TOUR money list in 2003 for the first time since 1990. Made 33 starts without a top-25, marking the first time since 1995 he has failed to crack the top 25 in an event. In 2002, finished among the top 100 on the PGA TOUR money list for the seventh time in his career, thanks to four top-10s. Finished among the top 50 on the 2000 PGA TOUR money list for the first time since 1989. That season, broke through to earn first TOUR title in his 13th year and 292nd PGA TOUR start, a two-stroke win at the Touchstone Energy Tucson Open. Closing 66 brought him from four strokes back of third-round leader Tom Scherrer. During T57 at the MCI Classic, needed only 95 putts in four rounds at Harbour Town GL, tying for what was then the third-lowest total since the TOUR began keeping stats in 1980. Best finish prior to his victory was a T3 at 1998 Freeport-McDermott Classic, his fourth career T3 finish. A victory at the 1994 New Mexico Charity Classic and three runner-up finishes that year helped him to fourth on Nationwide Tour money list, good for a spot on PGA TOUR in 1995. Lost PGA TOUR playing privileges in 1990 after finishing 172nd on the money list. Finished career-best 33rd on 1989 money list in a year that saw him record career-high six top-10s. Inducted into Arizona State University Sports Hall of Fame in 1995. After joining the Arizona State golf team as walk-on, won 1983 NCAA Championship during brilliant career. Twice named first-team All-America. Named school's Athlete of the Year in 1984. Two-time winner of Arizona State Amateur (1981, 1984), Southwest Amateur (1983, 1984) and Arizona Open (1989, 1996). Said about his 1992 season: "Took early retirement while I was young enough to enjoy it." Enjoys outdoors, hiking, mountain biking, exercise and fitness, as well as a good sunset and time spent with friends.



NATIONWIDE TOUR SUMMARY:

NATIONWIDE TOUR VICTORIES (1): 1994 New Mexico Charity Classic.

MONEY & POSITION:

1991 — \$10,265 — 94	1993 — \$49,922 — 32
1992 — 1,755 —200	1994 — 142,750 — 4

Other Prominent Players (cont.)

NATIONWIDE TOUR CAREER SUMMARY: Tournaments Entered—63; in money—47; Top-10 finishes—14

NATIONWIDE TOUR CAREER EARNINGS: \$204,691

PGA TOUR SUMMARY:

PGA TOUR VICTORIES (1): 2000 Touchstone Energy Tucson Open.

MONEY & POSITION:

1987 — \$60,102 — 134	1994 — \$0	2000 — \$964,346 — 48
1988 — 191,489 — 60	1995 — 180,664 — 102	2001 — 345,926 — 138
1989 — 319,719 — 33	1996 — 223,696 — 101	2002 — 812,346 — 84
1990 — 54,392 — 172	1997 — 279,834 — 88	2003 — 218,061 — 172
1991 — 2,450 — 278	1998 — 407,184 — 71	
1993 — 2,753 — 289	1999 — 459,026 — 85	

BEST 2003 PGA TOUR FINISH: T28—BellSouth Classic.

2003 PGA TOUR SUMMARY: Tournaments entered—33; in money—15; Top-10 finishes—0

PGA TOUR CAREER SUMMARY: Tournaments Entered—406; in money—255; Top-10 finishes—26

PGA TOUR CAREER EARNINGS: \$4,521,986

CASSINI, Nick BIRTHDATE: September 29, 1978 **BIRTHPLACE:** Malaga, Spain **RESIDENCE:** Atlanta, GA; plays out of GC of Georgia **HEIGHT:** 6-1 **WEIGHT:** 190 **FAMILY:** Single **EDUCATION:** University of Georgia (2001, Consumer Economics) **SPECIAL INTERESTS:** All sports, tennis, skiing, working out **TURNUED PROFESSIONAL:** 2001 **OTHER INFORMATION:** Made the cut in eight of 10 starts on the 2003 Nationwide Tour. Finished the year No. 57 on the money list, with \$84,552 despite limited starts. Started the season with three top-10 finishes in his first four events. Best finish came at the Alberta Calgary Classic, where he shot 70-67-65-66 to finish 12-under-par 268, five shots behind tournament winner Tom Carter. Collected a career-best \$48,600. Has missed the cut in all four career PGA TOUR starts. Selected 2001 Southeastern Conference Player of the Year during his senior season at the University of Georgia. Winner of the 2001 Schenkel/EZ-Go Invitational. Earned first-team All-American honors in 2001 and second-team recognition in 2000. Two-time Palmer Cup member, representing the U.S. In 2000, posted a 2-1-1 record. Went 3-0-1 in 2001 to help the U.S. roll to an 18-6 victory over the Great Britain and Ireland team. Also played on the 2001 U.S. Walker Cup. Winner of the 2001 Porter Cup. Won the 1997 Western Junior. A member of the 1996 U.S. World Junior team. Four-year captain at Riverwood High School. 1995 AAA state champion. All-State selection in 1995 and 1996. Born in Malaga, Spain, and grew up in Florence, Italy. Father, Igor, was a tennis letterman at the University of Georgia and former pro who competed at Wimbledon, the U.S. Open, French Open and Davis Cup. Uncle is fashion designer Oleg Cassini.

**NATIONWIDE TOUR SUMMARY:**

BEST NATIONWIDE TOUR CAREER FINISH: 2—2003 Alberta Calgary Classic.

MONEY & POSITION:

2003 — \$82,652 — 56

BEST 2003 NATIONWIDE TOUR FINISHES: 2—Alberta Calgary Classic; T8—Envirocare Utah Classic; T10—Preferred Health Systems Wichita Open.

2003 NATIONWIDE TOUR SUMMARY: Tournaments entered—9; in money—7; Top-10 finishes—3

NATIONWIDE TOUR CAREER SUMMARY: Tournaments Entered—9; in money—7; Top-10 finishes—3

NATIONWIDE TOUR CAREER EARNINGS: \$82,652

PGA TOUR SUMMARY:**MONEY & POSITION:**

2001 — \$0 2002 — \$0

PGA TOUR CAREER SUMMARY: Tournaments Entered—4; in money—0; Top-10 finishes—0

CHAMBLEE, Brandel BIRTHDATE: July 2, 1962 **BIRTHPLACE:** St. Louis, MO **RESIDENCE:** Scottsdale, AZ **HEIGHT:** 5-10 **WEIGHT:** 155 **FAMILY:** Wife, Karen; Brandel, Jr. (1/7/97), Brennan (adopted 2002) **EDUCATION:** University of Texas **SPECIAL INTERESTS:** Tennis, horses **TURNUED PROFESSIONAL:** 1985 **OTHER INFORMATION:** Will join The Golf Channel full-time as an analyst on Champions Tour events after working for ABC Sports part-time in 2003. Also expects to play in a handful of PGA TOUR events this season. Playing with partial status in 2003, appeared in 15 events with a best finish of T21 at the Bank of America Colonial. In 2002, finished outside the top 150 (195th) for the first time since 1991, making the cut in six of 15 starts. Was in a six-man Nissan Open playoff won by Robert Allenby in 2001. Finished among the top 100 on the TOUR money list for the seventh straight year. Shot a 69 to tie for the lead after the first round of his first Masters Tournament in 1999 with Nick Price, Scott McCarron and Davis Love III. Finished T18. Missed invitation to the 2000 Masters by two spots. Earned his first PGA TOUR victory at 1998 Greater Vancouver Open. Shared second-round lead and made 36-foot birdie putt on the 72nd hole to cap a 5-under-par 66 and a 19-under 265 for a three-stroke victory over Payne Stewart. Won 1990 New England Classic as a member of the Nationwide Tour in its inaugural season. Enjoyed exceptional career at University of Texas, where he was a



first-team All-American in 1983 and second-team selection in 1982 and 1984. Winner of 1983 Southwest Conference Championship. Winner of the 1984 Morris Williams Tournament. Won 1983 Rice Planters Amateur. While growing up, rode cutting horses and roped calves on ranch at current site of TPC at Las Colinas in Irving, TX. After an unpleasant first experience with golf at age 7, didn't touch a club for five years. Taught himself golf swing by mimicking those he saw on television.

NATIONWIDE TOUR SUMMARY:

NATIONWIDE TOUR VICTORIES (1): 1990 New England Classic.

MONEY & POSITION:

1990 — \$73,251 — 7 1991 — \$4,050 — 141

NATIONWIDE TOUR CAREER SUMMARY: Tournaments Entered—29; in money—23; Top-10 finishes—11

NATIONWIDE TOUR CAREER EARNINGS: \$77,301

PGA TOUR SUMMARY:

PGA TOUR VICTORIES (1): 1998 Greater Vancouver Open.

MONEY & POSITION:

1985 — \$1,190 — 239	1993 — \$126,940 — 119	1999 — \$414,994 — 96
1987 — 0	1994 — 161,018 — 111	2000 — 493,906 — 99
1988 — 33,618 — 166	1995 — 213,796 — 86	2001 — 582,086 — 87
1989 — 0	1996 — 233,265 — 94	2002 — 372,263 — 146
1991 — 64,141 — 161	1997 — 334,664 — 70	2003 — 126,092 — 195
1992 — 97,921 — 133	1998 — 755,936 — 37	

BEST 2003 PGA TOUR FINISH: T21—Bank of America Colonial.

2003 PGA TOUR SUMMARY: Tournaments entered—15; in money—6; Top-10 finishes—0

PGA TOUR CAREER SUMMARY: Tournaments Entered—367; in money—187; Top-10 finishes—25

PGA TOUR CAREER EARNINGS: \$4,011,830

CHEESMAN, Barry BIRTHDATE: August 29, 1959 **BIRTHPLACE:** Galesburg, IL

RESIDENCE: Sarasota, FL **HEIGHT:** 6-2 **WEIGHT:** 230

FAMILY: Wife, Kerry; Aaron (9/25/81) **SPECIAL INTERESTS:**

Family, baseball **TURNUED PROFESSIONAL:** 1986 **OTHER INFORMATION:**

Member of the Nationwide Tour in 1990, 1997 and 2001-03. Member of the PGA TOUR in 1988-89, 1991-93 and 1998-2000.

...Made the cut in 11 of 24 events on the 2003 Nationwide Tour.

Finished the year No. 100 on the money list, with \$39,156. Had three top-25 finishes,

including a season-best T11 at the final full-field event of the season, the Miccosukee

Championship. Recorded two aces during the 2003 Nationwide Tour season, one on

No. 3 in the third round of the Virginia Beach Open and another on No. 12 during the

first round of the Oregon Classic. Had two starts on the 2003 PGA TOUR, missing the

cut at the 100th Western Open and finishing a solid T18 at the B.C. Open. ...Finished

No. 24 on the final money list, with \$144,948. Made the cut in 15 of 25 tournaments,

including seven top-25 finishes. Posted four top-10 finishes, including T2 at the

Albertsons Boise Open, third at the Bank of America Monterey Peninsula Classic, T7 at

the LaSalle Bank Open and T9 at the Omaha Classic. ...Shot rounds of 67-70-69-69 to

finish two strokes behind tournament winner Jason Gore in Boise. Eagled the par-5

16th hole but then saw his title hopes dashed when his 20-foot birdie putt on No. 18

slid just past the hole. Followed two missed cuts with a T19 at the season-ending Tour

Championship. ...Finished T66 at the B.C. Open after rounds of 69-70-72-71 in his only

appearance on the 2002 PGA TOUR. ...Made the cut in four of nine events on the 2001

Nationwide Tour, with his best finish a T12 at the Omaha Classic. Made the cut in six

of 16 PGA TOUR events in 2001, with a T10 at the John Deere Classic, his best finish

of the year. Posted a pair of 65s at the Buick Open for his best rounds of the year on

either Tour. ...Posted career-best six top-25 finishes and made 13 cuts in 35 appear-

ances on 2000 PGA TOUR. Top-25s came at Sony Open (T22), Bob Hope Chrysler

Classic (T23), BellSouth Classic (T22), Greater Greensboro Chrysler Classic (T13), FedEx

St. Jude Classic (T25) and Bell Canadian Open (T20). Career-best round of 63 came in

first round of Byron Nelson Classic. ...In 1998, among the top 125 on the PGA TOUR

money list for the first time since turning professional in 1986. Had a career-best third-

place finish at Michelob Championship, where he shot 69-68-69-66 for solo

third. ...Won 1997 Hershey Open and had six other top-10 finishes en route to sixth-

place finish on Nationwide Tour money list. ...Winner of the 1990 Quail Hollow Open

and the 1986 Florida State Amateur Championship. ...Played professional baseball as

a minor-league catcher in three different organizations.

**NATIONWIDE TOUR SUMMARY:**

NATIONWIDE TOUR VICTORIES (2): 1990 Quail Hollow Open. **1997** Hershey Open.

MONEY & POSITION:

1990 — \$44,068 — 13	1994 — \$0	2002 — \$144,948 — 24
1991 — 1,600 — 192	1997 — 120,033 — 6	2003 — 39,156 — 100
1992 — 7,193 — 121	2001 — 15,715 — 153	

BEST 2003 NATIONWIDE TOUR FINISHES: T11—Miccosukee Championship; T14—Envirocare Utah Classic; T16—Oregon Classic.

2003 NATIONWIDE TOUR SUMMARY: Tournaments entered—24; in money—11; Top-10 finishes—0

NATIONWIDE TOUR CAREER SUMMARY: Tournaments Entered—119; in money—73; Top-10 finishes—16

NATIONWIDE TOUR CAREER EARNINGS: \$372,713

Other Prominent Players (cont.)

PGA TOUR SUMMARY:

BEST PGA TOUR CAREER FINISH: 3—1998 Michelob Championship at Kingsmill.

MONEY & POSITION:

1988 — \$26,476 —183	1993 — \$66,748 —168	2000 — \$277,918 — 141
1989 — 11,155 —207	1994 — 0	2001 — 109,635 — 195
1990 — 0	1995 — 1,960 —352	2002 — 4,263
1991 — 25,156 —200	1998 — 310,535 —100	2003 — 32,910
1992 — 722 —312	1999 — 417,728 — 95	

BEST 2003 PGA TOUR FINISHES: T18—B.C. Open.

2003 PGA TOUR SUMMARY: Tournaments entered—2; in money—1; Top-10 finishes—0

PGA TOUR CAREER SUMMARY: Tournaments Entered—220; in money—82; Top-10 finishes—7

PGA TOUR CAREER EARNINGS: \$1,285,205

CHRISTENSEN, Dave **BIRTHDATE:** August 27, 1976 **BIRTHPLACE:** St. Paul, MN **RESIDENCE:** Elk River, MN; plays out of Elk River CC **HEIGHT:** 5-9 **WEIGHT:** 150 **FAMILY:** Single **EDUCATION:** East Tennessee State University (2000, Management) **SPECIAL INTERESTS:** Fishing, hockey, movies **TURNED PROFESSIONAL:** 2000 **OTHER INFORMATION:** Will be a rookie on the 2004 Nationwide Tour. Finished T16 at the 2003 Alberta Calgary Classic, his sole made cut in three career appearances on the Nationwide Tour. Finished T66 at the 2002 Bell Canadian Open, his only made cut in two PGA TOUR career appearances. Has four runner-up finishes on the Canadian Tour, most recently at the 2002 Bay Mills Open. Three of his second-place finishes came in his first four events during his rookie year in 2001. Finished in the top 20 on the Canadian Tour Order of Merit each of the past three seasons, including a career-best No. 9 in 2001. Won two events on the DP Tour. Also played on the Dakota Tour. Winner of the 1997 Minnesota Amateur Championship. Got his start in golf from his dad. Lists Jack Nicklaus as his hero. Two-time NCAA All-American.



NATIONWIDE TOUR SUMMARY:

BEST NATIONWIDE TOUR CAREER FINISH: T16—2003 Alberta Calgary Classic.

MONEY & POSITION:

2000 — \$0	2003 — \$4,950 —236
------------	---------------------

BEST 2003 NATIONWIDE TOUR FINISH: T16—Alberta Calgary Classic.

2003 NATIONWIDE TOUR SUMMARY: Tournaments Entered—2; in money—1; Top-10 finishes—0

NATIONWIDE TOUR CAREER SUMMARY: Tournaments Entered—3; in money—1; Top-10 finishes—0

NATIONWIDE TOUR CAREER EARNINGS: \$4,950

PGA TOUR SUMMARY:

BEST PGA TOUR CAREER FINISH: T66—2002 Bell Canadian Open.

MONEY & POSITION:

2001 — 0	2002 — 8,080
----------	--------------

2003 PGA TOUR SUMMARY: Tournaments Entered—0; in money—0; Top-10 finishes—0

PGA TOUR CAREER SUMMARY: Tournaments Entered—2; in money—1; Top-10 finishes—0

PGA TOUR CAREER EARNINGS: \$8,080

CHRISTIE, Michael **BIRTHDATE:** June 25, 1969 **BIRTHPLACE:** Greenville, SC **RESIDENCE:** Greenville, SC; plays out of Green Valley CC **HEIGHT:** 5-8 **WEIGHT:** 170 **FAMILY:** Single **EDUCATION:** University of South Carolina (1992, Retailing) **SPECIAL INTERESTS:** Fishing **TURNED PROFESSIONAL:** 1993 **OTHER INFORMATION:** Member of the Nationwide Tour in 1995-96, 2000 and 2003. Member of the PGA TOUR in 1997-98. Most recently made the cut in three of 14 appearances on the 2003 Nationwide Tour. Finished T6 at The Reese's Cup Classic, his first top-10 on Tour since winning the 1996 Utah Classic. Finished 64th at the Oregon Classic for his only made cut in 11 tournaments on the 2000 Nationwide Tour. One of two three-time winners on the Nationwide Tour in 1996, along with Stewart Cink. Earned his PGA TOUR card as the Nationwide Tour's second-leading money winner, with \$193,971. Won Greater Greenville Classic, Permian Basin Open and Utah Classic. Also had three second-place finishes that year. In 1995, was a Monday qualifier into field at Carolina Classic and won the tournament. Victory came on his 26th birthday. Before earning his PGA TOUR card, qualified for two U.S. Opens, finishing T52 in 1993 and T79 in 1996. Was a rookie on the 1997 PGA TOUR. Made six of first nine cuts and best finish of year was a T6 at Greater Vancouver Open, his first career top-10 finish on TOUR. Assured return to PGA TOUR in 1998 in a three-tournament stretch in September and October with T20 at LaCantera Texas Open, T23 at B.C. Open and T9 at Buick Challenge, earning \$50,525 during stretch. Finished the season No. 112 on the final money list, with \$204,883, marking his best season on TOUR. Ranked 10th in Putting in 1998, with 1.751 putts/GIR. Two-time winner on the Hooters Tour. College teammate of PGA TOUR member Brett Quigley.



NATIONWIDE TOUR SUMMARY:

NATIONWIDE TOUR VICTORIES (4): 1995 Carolina Classic. 1996 Greater Greenville Classic, Permian Basin Open, Utah Classic.

MONEY & POSITION:

1994 — \$1,780 —193	1997 — \$926 —238	2003 — \$18,229 — 161
1995 — 66,644 — 27	1999 — 0	
1996 — 193,971 — 2	2000 — 1,120 —297	

BEST 2003 NATIONWIDE TOUR FINISH: T6—The Reese's Cup Classic.

2003 NATIONWIDE TOUR SUMMARY: Tournaments entered—14; in money—3; Top-10 finishes—1

NATIONWIDE TOUR CAREER SUMMARY: Tournaments Entered—76; in money—34; Top-10 finishes—14

NATIONWIDE TOUR CAREER EARNINGS: \$282,670

PGA TOUR SUMMARY:

BEST PGA TOUR CAREER FINISH: T6—1997 Greater Vancouver Open.

MONEY & POSITION:

1993 — \$6,526 —256	1997 — \$204,883 —112	1999 — \$0
1996 — 5,505 —308	1998 — 16,559 —254	2000 — 0

PGA TOUR CAREER SUMMARY: Tournaments Entered—63; in money—22; Top-10 finishes—2

PGA TOUR CAREER EARNINGS: \$233,473

CLARK II, Michael **BIRTHDATE:** May 4, 1969 **BIRTHPLACE:** Kingsport, TN **RESIDENCE:** Orlando, FL **HEIGHT:** 5-10 **WEIGHT:** 180 **FAMILY:** Wife, Ryndee; Austin (2/6/99), Darcy Leigh (3/9/01) **EDUCATION:** Georgia Tech **SPECIAL INTERESTS:** Hunting, fly fishing **TURNED PROFESSIONAL:** 1992 **OTHER INFORMATION:** Member of the Nationwide Tour from 1996-99 and the PGA TOUR in 2000-03. Made the cut in six of 21 appearances on the 2003 PGA TOUR. Best showing was T7 at the FUNAI Classic at the WALT DISNEY WORLD Resort. After opening with a 73, stormed back with rounds of 66-68-65. Finished No. 167 on the 2002 PGA TOUR money list, with \$239,422. Made the cut in 14 of 33 appearances. Shot rounds of 71-68-72-65 for a season-best T14 at the Air Canada Championship. Collected \$61,250 for his efforts. Other top-25 finishes included Phoenix Open (T23) and the Invenys Classic at Las Vegas (T24). Only top-10 during the 2001 PGA TOUR season came in first trip to Kapalua, HI, a T8 at the Mercedes Championships. Named 2000 PGA TOUR Rookie of the Year on strength of victory at the John Deere Classic, his 21st TOUR start. The final round was suspended in Moline, IL, until Monday due to heavy thunderstorms. Clark led by one at the suspension. Finishing Monday, he posted a tournament-record 19-under-par 265, despite a bogey on the 72nd hole. However, Kirk Triplett birdied the 72nd hole to force a playoff, which Clark won with a birdie on the fourth extra hole. At the Air Canada Championship, he opened with a 68-70-70 and closed with a 63—the low round of the tournament—to finish T4. Earned PGA TOUR playing status with 11th-place finish at the 1999 PGA TOUR Qualifying Tournament. Recorded eight top-10 finishes, making 19 cuts in 26 events during the 1999 season on the Nationwide Tour. Won his second Nationwide Tour title at the 1998 Hershey Open. Made cut in 17 of 25 tournaments and posted three top-10 finishes during the 1997 Nationwide Tour season. Winner on the Nationwide Tour for the first time at the 1996 Olympia Open. College teammate of David Duval, Charlie Rymer, Tom Shaw, Jr. and Jimmy Johnston at Georgia Tech. Said when he earned \$468,000 winner's check and a John Deere lawn tractor at the 2000 John Deere Classic, "Now I can get a front-end loader."



NATIONWIDE TOUR SUMMARY:

NATIONWIDE TOUR VICTORIES (2): 1996 Olympia Open. 1998 Hershey Open.

MONEY & POSITION:

1994 — \$570 —257	1997 — \$70,005 — 30	2003 — \$6,145 — 221
1995 — 3,394 —175	1998 — 99,128 — 23	
1996 — 85,122 — 20	1999 — 99,279 — 24	

BEST 2003 NATIONWIDE TOUR FINISH: T37—VB Open.

2003 NATIONWIDE TOUR SUMMARY: Tournaments entered—4; in money—3; Top-10 finishes—0

NATIONWIDE TOUR CAREER SUMMARY: Tournaments Entered—114; in money—77; Top-10 finishes—20

NATIONWIDE TOUR CAREER EARNINGS: \$363,643

PGA TOUR SUMMARY:

PGA TOUR VICTORIES (1): 2000 John Deere Classic.

MONEY & POSITION:

1993 — \$0	2000 — \$854,822 — 56	2003 — \$210,177 — 176
1994 — 0	2001 — 236,991 —162	
1997 — 0	2002 — 239,422 —167	

BEST 2003 PGA TOUR FINISH: T7—FUNAI Classic at the WALT DISNEY WORLD Resort.

2003 PGA TOUR SUMMARY: Tournaments entered—21; in money—6; Top-10 finishes—1

PGA TOUR CAREER SUMMARY: Tournaments Entered—115; in money—45; Top-10 finishes—4

PGA TOUR CAREER EARNINGS: \$1,541,411

Other Prominent Players (cont.)

CONLEY, Tim BIRTHDATE: December 8, 1958 BIRTHPLACE: Cleveland, OH RESIDENCE: Gainesville, GA HEIGHT: 5-10 WEIGHT: 175 FAMILY: Wife, Debbie; Zack Edward (5/26/87), Martin Everett (6/18/89) EDUCATION: Akron University (1979, English) SPECIAL INTERESTS: Sports cards, travel, fishing, sporting events. TURNED PROFESSIONAL: 1981 OTHER INFORMATION: Member of the PGA TOUR in 1993 and 1998 and member of the Nationwide Tour from 1994-2000 and 2003. Missed the cut in all seven starts on the 2003 Nationwide Tour. Finished T43 at the SAS Carolina Classic in his only appearance on the 2002 Nationwide Tour. Finished No. 169 on the 1998 PGA TOUR money list, with \$140,355. Best finish was a fifth-place showing at the FedEx St. Jude Classic. Fired four rounds in the 60s (68-68-67-69) to finish 12-under-par. Collected season-best \$72,000. Earned his second career victory on the Nationwide Tour in 1996, defeating Javier Sanchez in a playoff at the Gateway Classic. Final-round, 3-under-par 69 earned him a place in playoff, which he won with birdie on first extra hole. In winning 1993 Knoxville Open, set a then-Nationwide Tour record for lowest 72-hole score with 261. Won event by seven strokes, which tied mark for largest winning margin. Played European Tour in 1986. Won 1989 Bermuda Open and 1992 Kansas Open.

**NATIONWIDE TOUR SUMMARY:**

NATIONWIDE TOUR VICTORIES (2): 1993 Knoxville Open. 1996 Gateway Classic. **MONEY & POSITION:**

1993 — \$42,784 — 44	1997 — \$54,337 — 40	2001 — \$3,308 — 220
1994 — 25,140 — 56	1998 — 4,563 — 158	2002 — 1,764 — 275
1995 — 25,102 — 73	1999 — 24,801 — 88	2003 — 0
1996 — 51,720 — 38	2000 — 18,118 — 148	

2003 NATIONWIDE TOUR SUMMARY: Tournaments entered—7; in money—0; Top-10 finishes—0

NATIONWIDE TOUR CAREER SUMMARY: Tournaments Entered—141; in money—70; Top-10 finishes—12

NATIONWIDE TOUR CAREER EARNINGS: \$251,638

PGA TOUR SUMMARY:

BEST PGA TOUR CAREER FINISH: 5—1998 FedEx St. Jude Classic.

MONEY & POSITION:

1992 — \$0	1998 — \$140,355 — 169	2002 — \$0
1993 — 66,593 — 170	1999 — 3,676 — 336	2003 — 0
1994 — 13,040 — 244	2000 — 0	
1997 — 0	2001 — 3,680	

2003 PGA TOUR SUMMARY: Tournaments entered—1; in money—0; Top-10 finishes—0

PGA TOUR CAREER SUMMARY: Tournaments Entered—57; in money—23; Top-10 finishes—1

PGA TOUR CAREER EARNINGS: \$227,344

CONNELLY, John BIRTHDATE: May 27, 1968 BIRTHPLACE: Toledo, OH RESIDENCE: Orlando, FL HEIGHT: 6-1 WEIGHT: 210 FAMILY: Wife, Amy; John, Alison, Maureen EDUCATION: University of Toledo (1990, Administrative Services) SPECIAL INTERESTS: Notre Dame football, Disney World, spending time with family TURNED PROFESSIONAL: 1991 OTHER INFORMATION: Member of the Nationwide Tour in 1995. Made the cut in 10 of 27 events that season and finished a career-high No. 74 on the money list. Had two top-10 finishes, including a career-best T4 at the Ozarks Open and T8 at the Tri-Cities Open. Finished T11 at the 2000 Greensboro Open, his only top-25 finish since 1995. Finished 70th at the 1995 U.S. Open Championship, his only made cut in eight career starts on the PGA TOUR. First professional win came at the 1991 New Hampshire Open. 1991 Mid-American Conference Sportsman of the Year. Has also played on the Tommy Armour Tour and the NE Pro Tour. Biggest thrill in golf was playing in the 1995 U.S. Open. Cites Jack Nicklaus as his hero. Co-captain of his high school basketball team. Got his start in golf playing the sport with his brothers and sister.

**NATIONWIDE TOUR SUMMARY:**

BEST NATIONWIDE TOUR CAREER FINISH: T4—1995 Ozarks Open.

MONEY & POSITION:

1995 — \$24,955 — 74	1998 — \$484 — 284	2001 — \$2,380 — 243
1997 — 1,126 — 226	2000 — 10,400 — 173	2003 — 0

2003 NATIONWIDE TOUR SUMMARY: Tournaments Entered—2; in money—0; Top-10 finishes—0

NATIONWIDE TOUR CAREER SUMMARY: Tournaments Entered—41; in money—15; Top-10 finishes—2

NATIONWIDE TOUR CAREER EARNINGS: \$39,345

PGA TOUR SUMMARY:

BEST PGA TOUR CAREER FINISH: 70—1995 U.S. Open Championship.

MONEY & POSITION:

1991 — \$0	1995 — \$3,039 — 320
1992 — 0	1996 — 0

2003 PGA TOUR SUMMARY: Tournaments Entered—0; in money—0; Top-10 finishes—0

PGA TOUR CAREER SUMMARY: Tournaments Entered—8; in money—1; Top-10 finishes—0

PGA TOUR CAREER EARNINGS: \$3,039

COTNER, Keoke BIRTHDATE: July 11, 1971 BIRTHPLACE: Cordoba, Mexico RESIDENCE: Bedford, TX; plays out of the Diamond Oaks CC (Fort Worth, TX) and Indian Creek GC (Carrollton, TX) HEIGHT: 5-10 WEIGHT: 185 FAMILY: Wife, Tisha; Cassidy (3/5/00) EDUCATION: University of North Texas (1994, Business) SPECIAL INTERESTS: Playing with his daughter, traveling, fishing, sailing TURNED PROFESSIONAL: 1994 OTHER INFORMATION: Member of the Nationwide Tour in 2000-03. Made the cut in 15 of 28 events on the 2003 Nationwide Tour. Finished the season No. 68 on the final money list, with \$72,611. Finished inside the top 25 five times, with a T4 at the Price Cutter Charity Championship his only top-10 of the season. Shot rounds of 67-70-66-66 to finish at 19-under-par 269, two shots behind Tom Carter's winning score. Played in 27 of the 28 events on the 2002 Nationwide Tour. Finished No. 25 on the final money list, with \$144,816. Notched 10 top-25 finishes and made the cut in 15 of 27 events. Four top-10 finishes included T2 at the Preferred Health Systems Wichita Open, T4 at the Louisiana Open, T5 at the State Farm Open and T7 at the season-ending Tour Championship. Shot four rounds in the 60s (69-69-67-68) but still finished one stroke behind tournament-winner Tyler Williamson in Wichita. Chipped in from 35 feet to tie Jeff Klauk for second. Was four shots behind Patrick Moore after 54 holes when rain forced the cancellation of the final round at the Tour Championship. Ranked second on Tour in the Bounce Back statistical category (26.5 percent). Missed the cut in his only appearance on the PGA TOUR in 2002 at the Sony Open in Hawaii. Made the cut in 14 of 26 events in 2001, with three top-10s. Was runner-up at the Monterey Open to begin the season. Was T2 at the Knoxville Open, closing with weekend rounds of 66-65. Won the 2000 Oregon Classic during his rookie season on Tour. Tied for 14th after an opening-round 69 at Shadow Hills CC. Was five strokes back of Todd Barranger after 36 holes. Took the lead for good with a third-round 65 and held on for a two-stroke victory over Jody Bellflower. Became one of 19 first-time winners, one of seven international winners and one of five rookie winners in 2000. Had played in five Nationwide Tour events prior to his rookie season, making the cut in two of them. Jumped from 43rd to T21 after shooting a 66 in the last round of the 1998 United Airlines Hawaiian Open on PGA TOUR, his only made cut in two career PGA TOUR appearances. Brother, Kawika, played on the PGA TOUR in 1995 and the Nationwide Tour in 1996. Cites Tom Watson as his hero.

**NATIONWIDE TOUR SUMMARY:**

NATIONWIDE TOUR VICTORIES (1): 2000 Oregon Classic.

MONEY & POSITION:

1996 — \$560 — 265	2000 — \$117,643 — 42	2002 — \$144,816 — 25
1998 — 2,025 — 201	2001 — 143,317 — 27	2003 — 72,611 — 68

BEST 2003 NATIONWIDE TOUR FINISH: T4—Price Cutter Charity Championship.

2003 NATIONWIDE TOUR SUMMARY: Tournaments entered—28; in money—15; Top-10 finishes—1

NATIONWIDE TOUR CAREER SUMMARY: Tournaments Entered—106; in money—56; Top-10 finishes—11

NATIONWIDE TOUR CAREER EARNINGS: \$480,972

PGA TOUR SUMMARY:

BEST PGA TOUR CAREER FINISH: T21—1998 United Airlines Hawaiian Open.

MONEY & POSITION:

1998 — \$18,000 — 250	2002 — \$0
-----------------------	------------

PGA TOUR CAREER SUMMARY: Tournaments Entered—2; in money—1; Top-10 finishes—0

PGA TOUR CAREER EARNINGS: \$18,000

COUGHLAN, Richie BIRTHDATE: April 7, 1974 BIRTHPLACE: Tallamore, Ireland RESIDENCE: Troy, NY; plays out of CC of Troy and Birr GC (Ireland) HEIGHT: 5-9 WEIGHT: 165 FAMILY: Single EDUCATION: Clemson University (1997, Speech Communications and Psychology) SPECIAL INTERESTS: Running, squash and gym TURNED PROFESSIONAL: 1997 OTHER INFORMATION: Member of the Nationwide Tour in 2002. Member of the PGA TOUR in 1998 and 2001.



Missed the cut in his only appearance on the 2003 Nationwide Tour. Made the cut in five of 15 appearances on the 2002 Nationwide Tour. Posted a career-best T10 at the Arkansas Classic. Played much of the 2001 PGA TOUR season suffering from two broken ribs. Played in 26 events, with eight cuts made and earned \$80,222. Lone top-25 was a T25 at the Greater Milwaukee Open on the strength of 69-70-67-68 rounds. T8 at 2000 PGA TOUR Qualifying Tournament to regain PGA TOUR card for 2002. Rookie on the PGA TOUR in 1998. Career-best T9 at the 1998 B.C. Open. Earned \$171,035 in his first season on the PGA TOUR, to rank 151st. Played mainly in Ireland and Scotland in 1999 and 2000. Played infrequently in 2000, making cut in two European Tour events. Has also played on the Canadian Tour (2003). Member of the 1997 Great Britain/Ireland Walker Cup team. Caddied for United States team in 1991 Walker Cup in Dublin, Ireland. Caddied for Phil Mickelson, David Duval, Bob May and Franklin Langham. Says Langham fired him on one occasion. 1997 first-team All-American. Biggest thrill in golf was earning his PGA TOUR and European Tour cards for the 1998 season.

NATIONWIDE TOUR SUMMARY:

BEST NATIONWIDE TOUR CAREER FINISH: T10—2002 Arkansas Classic.

MONEY & POSITION:

1998 — \$0	2001 — \$8,330 — 181	2003 — \$0
1999 — 450 — 270	2002 — 23,652 — 130	

Other Prominent Players (cont.)

2003 NATIONWIDE TOUR SUMMARY: Tournaments entered—1; in money—0; Top-10 finishes—0

NATIONWIDE TOUR CAREER SUMMARY: Tournaments Entered—22; in money—7; Top-10 finishes—1

NATIONWIDE TOUR CAREER EARNINGS: \$32,432

PGA TOUR SUMMARY:

BEST PGA TOUR CAREER FINISH: T9—1998 B.C. Open.

MONEY & POSITION:

1998 — \$174,035 — 151	2000 — \$0	2002 — \$13,955
1999 — 0	2001 — 80,222 — 203	2003 — 0

2003 PGA TOUR SUMMARY: Tournaments entered—1; in money—0; Top-10 finishes—0

PGA TOUR CAREER SUMMARY: Tournaments Entered—65; in money—28; Top-10 finishes—1

PGA TOUR CAREER EARNINGS: \$268,212

COWAN, P.J. BIRTHDATE: November 21, 1967 **BIRTHPLACE:** Long Island, NY **RESIDENCE:** Palm City, FL; plays out of The Evergreen Club **HEIGHT:** 5-9 **WEIGHT:** 170 **FAMILY:** Wife, Julie; Patrick III, Nicklaus **EDUCATION:** St. John's University (1989) **SPECIAL INTERESTS:** Playing with his sons, gardening **TURNED PROFESSIONAL:** 1990 **OTHER INFORMATION:** Member of Nationwide Tour in 1996-98, 2000 and 2003. Made the cut in three of 12 events last year, including a season-best T13 at the Price Cutter Charity Championship. Finished No. 11 on the 2002 Golden Bear Tour money list. Had three top-five finishes, with a victory at the John O'Classic. His T21 at the Greensboro Open was best finish on the 2000 Nationwide Tour and one of just three made cuts that year. Finished 12th on the 1999 Golden Bear Tour money list, with \$43,652. Finished 21st on the 1999 TearDrop Tour money list. Played in only nine events on the 1998 Nationwide Tour and had his best finish at the Dominion Open, a T15. Played in 1997 U.S. Open but missed cut in his only PGA TOUR event. Finished T21 at the Sarazen World Open Championship that same year. Became ninth Monday qualifier in Nationwide Tour history to win when he defeated P.H. Horgan III in playoff at 1996 Tallahassee Open. Cowan's clutch birdie on final hole forced playoff. Birdied first playoff hole for the victory. Played in four 1996 Sunshine Players Tour events prior to joining the Nationwide Tour, posting two wins, a second and a third. Winner of 1989 Guadalajara Amateur. Winner of 1995 Bahamas Open, which earned him berth in 1996 Sarazen World Open Championship (T11). Was assistant professional in the metropolitan section, before pursuing career as touring professional. Winner of 2002 Azores Open, 1997, 1998 and 2000 New York State Opens, 1987 Long Island Amateur, 1988 Big East Conference Championship, 1999 Bahamas Open and 1996 Bermuda Open.



NATIONWIDE TOUR SUMMARY:

NATIONWIDE TOUR VICTORIES (1): 1996 Tallahassee Open.

MONEY & POSITION:

1991 — \$0	1997 — \$20,648 — 85	2003 — \$19,069 — 154
1995 — 390 — 277	1998 — 10,064 — 127	
1996 — 53,854 — 34	2000 — 7,740 — 186	

BEST 2003 NATIONWIDE TOUR FINISHES: T13—Price Cutter Charity Championship; T16—Samsung Canadian PGA Championship.

2003 NATIONWIDE TOUR SUMMARY: Tournaments entered—12; in money—3; Top-10 finishes—0

NATIONWIDE TOUR CAREER SUMMARY: Tournaments Entered—74; in money—33; Top-10 finishes—2

NATIONWIDE TOUR CAREER EARNINGS: \$111,764

PGA TOUR SUMMARY:

BEST PGA TOUR CAREER FINISH: Has not made a cut on PGA TOUR

MONEY & POSITION:

1997 — \$0

PGA TOUR CAREER SUMMARY: Tournaments Entered—1; in money—0; Top-10 finishes—0

CRAMER, Rick BIRTHDATE: July 19, 1960 **BIRTHPLACE:** Independence, KS **RESIDENCE:** Scottsdale, AZ **HEIGHT:** 6-1 **WEIGHT:** 225 **FAMILY:** Wife, Robyn; Corey Kludt (9/13/83), Bruce Kludt (1/27/86) **EDUCATION:** University of Colorado (1982, Economics) **SPECIAL INTERESTS:** Bible, model airplanes, military history **TURNED PROFESSIONAL:** 1982 **OTHER INFORMATION:** Member of Nationwide Tour in 1990 and 1996-2001. Only made the cut in two of 18 tournaments during the 2001 Nationwide Tour season. Best finish was T32 at the Dayton Open. Did not play an event until July on the 2000 Nationwide Tour due to membership status. Only finish in the money was a T61 at the New Mexico Classic. Made the cut in two of seven events in 1999. Best 1998 finish was T8 at the Inland Empire Open. Fired a 66 in the first round of the 1998 St. Louis Golf Classic and was one stroke back of the leader. He eventually finished T36. Earned his first career victory at the 1996 Wichita Open by one stroke over J.P. Hayes, Jimmy Johnston and Craig Kanada. Made 10 cuts in 27 events in his only full season on the PGA TOUR (1986). Winner of the 1989 Nevada Open and 1991 Arizona Open. Prairie Golf Co. has a Rick Cramer model putter.



NATIONWIDE TOUR SUMMARY:

NATIONWIDE TOUR VICTORIES (1): 1996 Wichita Open.

MONEY & POSITION:

1990 — \$14,810 — 70	1996 — \$58,130 — 33	1999 — \$1,924 — 195
1991 — 0	1997 — 15,747 — 101	2000 — 1,243 — 280
1993 — 173 — 294	1998 — 12,551 — 113	2001 — 3,729 — 215

NATIONWIDE TOUR CAREER SUMMARY: Tournaments Entered—116; in money—39; Top-10 finishes—5

NATIONWIDE TOUR CAREER EARNINGS: \$108,307

PGA TOUR SUMMARY:

BEST PGA TOUR CAREER FINISH: T37—1986 Buick Open.

MONEY & POSITION:

1983 — \$0	1986 — \$9,745 — 208	1995 — \$0
1985 — 0	1993 — 0	1997 — 0

PGA TOUR CAREER SUMMARY: Tournaments Entered—34; in money—10; Top-10 finishes—0

PGA TOUR CAREER EARNINGS: \$9,745

CURLEY, John Paul BIRTHDATE: August 16, 1972 **BIRTHPLACE:** Osterville, MA **RESIDENCE:** Lakeland, FL **HEIGHT:** 6-3 **WEIGHT:** 185 **FAMILY:** Single **EDUCATION:** Florida Southern College (1996, Business Marketing) **SPECIAL INTERESTS:** Cars, boats, sporting events **TURNED PROFESSIONAL:** 1996 **OTHER INFORMATION:** Was a rookie on the 2003 Nationwide Tour. Made the cut in 13 of 25 appearances. Finished the season No. 62 on the money list, with \$80,345. Posted four top-25 finishes, including a season-best T4 at both the BMW Charity Pro-Am at The Cliffs and the Albertsons Boise Open. Also cracked the top 10 with a T10 at the Monterey Peninsula Classic. Finished T46 at the Louisiana Open in his only appearance on the 2002 Nationwide Tour. Fired four under-par rounds (70-68-70-70) to finish 10-under-par 278. Missed the cut at the 2002 Kemper Open, his first career appearance on the PGA TOUR. Has seen action on the New England Pro Tour (2001-02), Canadian Tour (1997-98) and the Golden Bear Tour (1999). Three-time All-American at the NCAA Division II level. Cites making it to the finals of the 2002 PGA TOUR National Qualifying Tournament as his biggest thrill in golf. Got his start in golf from his father. Is the youngest of seven children. At the age of 12, shattered his right elbow in over 30 spots, as well as dislocating the elbow joint. As a result, currently has 30-degree loss of motion.



NATIONWIDE TOUR SUMMARY:

BEST NATIONWIDE TOUR CAREER FINISHES: T4—2003 BMW Charity Pro-Am at The Cliffs, Albertsons Boise Open.

MONEY & POSITION:

2002 — \$1,607 — 281 2003 — \$80,345 — 62

BEST 2003 NATIONWIDE TOUR FINISHES: T4—BMW Charity Pro-Am at The Cliffs, Albertsons Boise Open; T10—Monterey Peninsula Classic.

2003 NATIONWIDE TOUR SUMMARY: Tournaments entered—25; in money—13; Top-10 finishes—3

NATIONWIDE TOUR CAREER SUMMARY: Tournaments Entered—26; in money—14; Top-10 finishes—3

NATIONWIDE TOUR CAREER EARNINGS: \$81,953

PGA TOUR SUMMARY:

MONEY & POSITION:

1997 — \$0 2002 — \$0

PGA TOUR CAREER SUMMARY: Tournaments Entered—3; in money—0; Top-10 finishes—0

CURRY, Paul BIRTHDATE: May 5, 1961 **BIRTHPLACE:** Colchester, Essex, England **RESIDENCE:** Heathrow, FL; plays out of Heathrow CC **HEIGHT:** 5-10 **WEIGHT:** 160 **FAMILY:** Wife, Michelle; Amy (1/2/89), Owen (1/7/93) **SPECIAL INTERESTS:** Soccer **TURNED PROFESSIONAL:** 1979 **OTHER INFORMATION:** Member of the Nationwide Tour in 2001. Member of the PGA TOUR in 2000. Made the cut in six of seven 2001 Nationwide Tour events, with three top-25 finishes. Missed the cut in his first event before making six in a row with a scoring average of 70.5 in those six events. T11 at the Arkansas Classic was his best finish. Finished No. 183 on the 2000 PGA TOUR money list in his rookie campaign. Had three top-25s, including a season-best T12 at the John Deere Classic. Held the first-round lead after he opened with an 8-under 63. Longtime player on the PGA European Tour who received his PGA TOUR playing card after finishing T30 at the 1999 PGA TOUR National Qualifying Tournament. Lone European Tour victory came at 1994 Jersey European Airways Open.



NATIONWIDE TOUR SUMMARY:

BEST NATIONWIDE TOUR CAREER FINISH: T11—2001 Arkansas Classic.

MONEY & POSITION:

1999 — \$0 2001 — \$25,184 — 122 2002 — \$0

NATIONWIDE TOUR CAREER SUMMARY: Tournaments Entered—10; in money—6; Top-10 finishes—0

NATIONWIDE TOUR CAREER EARNINGS: \$25,184

PGA TOUR SUMMARY:

BEST PGA TOUR CAREER FINISH: T12—2000 John Deere Classic.

Other Prominent Players (cont.)

MONEY & POSITION:

1997 — \$0 2000 — \$128,701 — 183 2001 — \$12,793

PGA TOUR CAREER SUMMARY: Tournaments Entered—27; in money—8; Top-10 finishes—0

PGA TOUR CAREER EARNINGS: \$141,494

D

DALEY, Joe **BIRTHDATE:** October 30, 1960 **BIRTHPLACE:** Chestnut Hill, PA **RESIDENCE:** Scottsdale, AZ **HEIGHT:** 6-3 **WEIGHT:** 159 **FAMILY:** Wife, Carol **EDUCATION:** Old Dominion University (1983, Finance) **SPECIAL INTERESTS:** History, fly fishing, hunting **TURNED PROFESSIONAL:** 1991 **OTHER INFORMATION:** Member of the PGA TOUR in 1996 and 1998 and the Nationwide Tour in 1997 and 1999-2002. Returns to the Nationwide Tour after sitting out the 2003 season with a neck injury. Finished No. 64 on the 2002 Nationwide Tour, with \$71,792. Made the cut in 14 of 26 tournaments, with a T4 at the Permian Basin Open his top finish. Ranked No. 3 in 2002 in Driving Accuracy (75.9 percent). Made the cut in 14 of 24 events in 2001, with three top-10s. Finished T2 at the Knoxville Open. Fired a final-round 64 to move into the top 25 at the Omaha Classic. Ranked No. 3 on the Tour in Driving Accuracy Percentage (76.2 percent) that year. Made 18 of 22 cuts in 2000, including his last nine. Tied him with Lee Rinker for longest current consecutive-cuts streak at the end of the 2000 season. Had five top-fives during the 2000 season. Used back-to-back 69s in the final rounds of the Hershey Open to move from T22 to T3. Had three top-10s in 1999, including a season-best finish, a T4 at the Mississippi Gulf Coast Open. Wire-to-wire winner at rain-shortened 1997 Louisiana Open. Opened with a 10-under-par 62 to tie Le Triomphe CC course record and lead by two. That 62 was the low start by a winner on the 1997 Tour. Was the first wire-to-wire winner of a 54-hole Tour event since Keith Fergus at the 1994 Panama City Beach Classic. Fired a 9-under-par 62 in the third and final round to T6 in the 1996 B.C. Open, his career-best PGA TOUR finish. Self-taught and says his biggest thrill in golf is helping others become better players. Wife, Carol, has caddied for him on the Nationwide Tour. Quit job as a credit manager in 1992 at age 32 to pursue a career as a professional golfer.



NATIONWIDE TOUR SUMMARY:

NATIONWIDE TOUR VICTORIES (1): 1997 Louisiana Open.

MONEY & POSITION:

1996 — \$530 — 269 1999 — \$46,720 — 59 2002 — \$71,791 — 64

1997 — 105,297 — 11 2000 — 151,233 — 23

1998 — 5,590 — 150 2001 — 83,108 — 55

NATIONWIDE TOUR CAREER SUMMARY: Tournaments Entered—129; in money—80; Top-10 finishes—19

NATIONWIDE TOUR CAREER EARNINGS: \$464,269

PGA TOUR SUMMARY:

BEST PGA TOUR CAREER FINISH: T6—1996 B.C. Open.

MONEY & POSITION:

1994 — \$6,239 — 270 1996 — \$96,287 — 167 2000 — \$0

1995 — 0 1998 — 42,092 — 211

PGA TOUR CAREER SUMMARY: Tournaments Entered—57; in money—22; Top-10 finishes—1

PGA TOUR CAREER EARNINGS: \$144,617

DeCORSO, Bryan **BIRTHDATE:** May 29, 1971 **BIRTHPLACE:** Guelph, Ontario, Canada **RESIDENCE:** Ocoee, FL; plays out of Forest Lake GC (Apopka, FL) **HEIGHT:** 6-0 **WEIGHT:** 180 **FAMILY:** Wife, Charlotte **EDUCATION:** Kent State University (1995, Business Management) **SPECIAL INTERESTS:** Playing cards, reading **TURNED PROFESSIONAL:** 1995 **OTHER INFORMATION:** Two career Nationwide Tour appearances came during the 2003 season. Finished T60 at the Samsung Canadian PGA Championship before missing the cut at the Alberta Calgary Classic. Has missed the cut in all four PGA TOUR appearances. Member of the Canadian Tour from 1996-1998 and 2002-03. Finished No. 24 on the 2003 Order of Merit, with only top 10 coming at the MTS Classic (second). Winner of the Canadian Tour's 1996 Morningstar Classic. Best season came in his rookie year of 1996, finishing No. 10 on the money list. For his efforts, named 1996 Rookie of the Year. Has also played on the Golden Bear and South American Tours. Has served as an on-course commentator for The Golf Channel. Lists Jack Nicklaus as his hero. Got his start in golf from his father, Angelo.



NATIONWIDE TOUR SUMMARY:

BEST NATIONWIDE TOUR CAREER FINISH: T60—2003 Samsung Canadian PGA Championship.

MONEY & POSITION:

2003 — \$1,328 — 338

BEST 2003 NATIONWIDE TOUR FINISH: T60—Samsung Canadian PGA Championship.

2003 NATIONWIDE TOUR SUMMARY: Tournaments Entered—2; in money—1; Top-10 finishes—0

NATIONWIDE TOUR CAREER SUMMARY: Tournaments Entered—2; in money—1; Top-10 finishes—0

NATIONWIDE TOUR CAREER EARNINGS: \$1,328

PGA TOUR SUMMARY:

MONEY & POSITION:

1996 — \$0 1998 — \$0

PGA TOUR CAREER SUMMARY: Tournaments Entered—4; in money—0; Top-10 finishes—0

DE JONGE, Brendon **BIRTHDATE:** July 18, 1980 **BIRTHPLACE:** Harare, Zimbabwe **RESIDENCE:** Blacksburg, VA **HEIGHT:** 6-0 **WEIGHT:** 220 **FAMILY:** Single **EDUCATION:** Virginia Tech (2003, Consumer Studies) **SPECIAL INTERESTS:** Fishing **TURNED PROFESSIONAL:** 2003 **OTHER INFORMATION:** Will be making his first appearance on the 2004 Nationwide Tour. Was the top-ranked amateur in Zimbabwe in 1999 and as a result was named a member of the 2000 World Amateur team. Winner of the 1999 Zimbabwe Amateur by a record 14 shots, besting the previous record held by Nick Price. Earned second-team All-American honors at Virginia Tech in 2002 and 2003. Played through a broken rib to finish ninth at the 2002 NCAA Central Regional. 2003 Big East Conference champion. Winner of multiple collegiate tournaments and became the school's first player to win twice in one season (2000). Has had two career holes-in-one in competitive rounds. Winner of the 1998 David Leadbetter Junior Invitational. Lists Nick Price as his hero. Biggest thrill in golf was breaking Nick Price's largest victory margin in the Zimbabwe Amateur. Got his start in golf from his father and brother.



DOEDEN, Andy **BIRTHDATE:** October 27, 1979 **BIRTHPLACE:** Fargo, ND **RESIDENCE:** Fargo, ND; plays out of Fargo CC **HEIGHT:** 6-1 **WEIGHT:** 180 **FAMILY:** Wife, Katie **EDUCATION:** Texas Christian University (2003, Business) **SPECIAL INTERESTS:** Reading, spending time with wife **TURNED PROFESSIONAL:** 2002 **OTHER INFORMATION:** Will be making his first career appearance on the 2004 Nationwide Tour. Played on the Gateway Tour in 2003. Made the cut in eight of 13 events. Best result was T15 at the Grayhawk Classic, one of two top-25 finishes. Qualified for the 100th and 101st U.S. Amateur Championships. Posted 10 top-10 finishes during his career at TCU. Finished runner-up in the North Dakota Open. Cites making it to the Nationwide Tour as his biggest thrill in golf. Lists Jesus Christ as his hero. Got his start in golf from his father, brother and uncle.



DOWNES, Chris **BIRTHDATE:** January 18, 1980 **BIRTHPLACE:** Brisbane, Queensland, Australia **RESIDENCE:** Queensland, Australia **HEIGHT:** 6-0 **WEIGHT:** 185 **FAMILY:** Single **SPECIAL INTERESTS:** Movies, cards, travel, racing **TURNED PROFESSIONAL:** 2000 **OTHER INFORMATION:** Member of the 2003 Nationwide Tour. Made the cut in eight of nine events, with his best finish a career-best T6 at the Clearwater Classic. Wrapped up the season No. 91 on the money list. Only two Nationwide Tour starts prior to 2003 came at both tournaments Down Under in 2002, finishing T42 at the Jacob's Creek Open and T34 at the Holden Clearwater Classic. Finished T18 at the 2003 B.C. Open, his only PGA TOUR appearance. Member of the PGA TOUR of Australasia in 2000-03. Finished No. 15 on the 2003 Order of Merit list. Winner of the 2003 NSW PGA Championship. Winner of the 2002 PNG Golf Open. Qualified for the 2000 U.S. Amateur. Has had two holes-in-one in competitive rounds. Former jobs include working in a law firm. Lists Greg Norman and Andre Agassi as his heroes. Cites finishing T18 at the B.C. Open in his first PGA TOUR appearance his biggest thrill in golf.



NATIONWIDE TOUR SUMMARY:

BEST NATIONWIDE TOUR CAREER FINISH: T6—2003 Clearwater Classic.

MONEY & POSITION:

2002 — \$4,879 — 221 2003 — \$45,272 — 91

BEST 2003 NATIONWIDE TOUR FINISH: T6—Clearwater Classic.

2003 NATIONWIDE TOUR SUMMARY: Tournaments Entered—9; in money—8; Top-10 finishes—1

NATIONWIDE TOUR CAREER SUMMARY: Tournaments Entered—11; in money—10; Top-10 finishes—1

NATIONWIDE TOUR CAREER EARNINGS: \$50,151

PGA TOUR SUMMARY:

BEST PGA TOUR CAREER FINISH: T18—2003 B.C. Open.

MONEY & POSITION:

2003 — \$32,910

BEST 2003 PGA TOUR FINISH: T18—B.C. Open.

2003 PGA TOUR SUMMARY: Tournaments Entered—1; in money—1; Top-10 finishes—0

PGA TOUR CAREER SUMMARY: Tournaments Entered—1; in money—1; Top-10 finishes—0

PGA TOUR CAREER EARNINGS: \$32,910

DRISCOLL, James **BIRTHDATE:** October 9, 1977 **BIRTHPLACE:** Boston, MA **RESIDENCE:** Brookline, MA **HEIGHT:** 6-0 **WEIGHT:** 185 **FAMILY:** Single **EDUCATION:** University of Virginia **TURNED PROFESSIONAL:** 2001 **OTHER INFORMATION:** Member of the Nationwide Tour in 2003. Made the cut in six of nine events during his rookie season. Best finish came in his first event, T14 at the Chitimacha Louisiana. Came back in his next start and finished T15 at the First Tee Arkansas Classic. Received a sponsor's exemption into the 2002



Other Prominent Players (cont.)

Greater Richmond Open. Fired rounds of 63-66-69-75 to finish 15-under-par 273, his best career finish on Tour. Member of the Canadian Tour in 2002. Three-time All-American at Virginia. Recorded 23 career top-10 finishes for the Cavaliers. Winner of the 1998 Golf Digest Invitational. Runner-up to Jeff Quinney at the U.S. Amateur Championship in 2000. Runner-up finish got him into the field of the 2001 Masters Tournament, where rounds of 68-78 led to a missed cut by a single shot. His opening-round, 4-under-par 68 included just 23 putts. Member of the United States Walker Cup Team in 2001. Won a number of men's amateur events throughout the country, including the New England Amateur and the North and South Championship, before turning pro in 2001. Cites playing in 2002 Masters Tournament as his biggest thrill in golf. Is the youngest of seven children.

NATIONWIDE TOUR SUMMARY:

BEST NATIONWIDE TOUR CAREER FINISH: T6—2002 Greater Richmond Open.

MONEY & POSITION:

2002 — \$16,594 — 148 2003 — \$27,466 — 121

BEST 2003 NATIONWIDE TOUR FINISHES: T14—Chitimacha Louisiana Open; T15—First Tee Arkansas Classic; T18—Chattanooga Classic.

2003 NATIONWIDE TOUR SUMMARY: Tournaments Entered—9; in money—6; Top-10 finishes—0

NATIONWIDE TOUR CAREER SUMMARY: Tournaments Entered—12; in money—8; Top-10 finishes—1

NATIONWIDE TOUR CAREER EARNINGS: \$44,060

PGA TOUR SUMMARY:

BEST PGA TOUR CAREER FINISH: T40—2002 B.C. Open.

MONEY & POSITION:

2001 — \$7,208 2002 — \$34,293

PGA TOUR CAREER SUMMARY: Tournaments Entered—11; in money—6; Top-10 finishes—0

PGA TOUR CAREER EARNINGS: \$41,501

DUNAKEY, Doug BIRTHDATE: July 7, 1963 **BIRTHPLACE:** Waterloo, IA **RESIDENCE:** Port Charlotte, FL **HEIGHT:** 5-11 **WEIGHT:** 185 **FAMILY:** Wife, Donna; Nicholas (3/18/96), Jenna Marie (1/12/01) **EDUCATION:** California State University-Stanislaus (1987, English) **SPECIAL INTERESTS:** Fishing, music **TURNED PROFESSIONAL:** 1987 **OTHER INFORMATION:** Nationwide Tour member in 1998 and 2002-03 and PGA TOUR member from 1999-2001. Made the cut in three of nine events last season. Best result was T32 at the Dayton Open. Finished No. 109 on the 2002 Nationwide Tour money list. Made the cut in nine of 23 tournaments, with two top-25 finishes. Best showing was T5 at the Fort Smith Classic. Only other top-25 was a T23 at the Hershey Open. Made the cut in nine of 32 events on the 2001 PGA TOUR, with his best showing a T36 at the Canon Greater Hartford Open. Finished No. 124 on the 2000 PGA TOUR money list to retain full playing privileges. First of two top-10s came at the Greater Greensboro Chrysler Classic, where he T5. Earned a season-best \$124,000, with a T4 finish at the Reno-Tahoe Open. T66 at the season-ending Southern Farm Bureau Classic earned \$4,554 to anchor spot among the top 125. Best career PGA TOUR finish came at 1999 Honda Classic, where he was T3 and earned career-best \$124,800. Third-round 64 in Compaq Classic of New Orleans narrowly missed earning another top-10 and settled for T12. While playing on Nationwide Tour, rocked the golf world by shooting 59 in the second round of the 1998 Miami Valley Open, matching Notah Begay III's record established three weeks earlier at the Dominion Open. Three-putted final hole from 25 feet for his record-tying round, missing a chance for 58 from three feet. Finished second to Craig Bowden in the tournament. Following week, came back from two strokes down to win first career Nationwide Tour title at Cleveland Open. Finished No. 15 on the 1998 money list to earn the final exemption to the 1999 PGA TOUR. Returned to Q-School in the fall of 1999 after finishing No. 134 on the PGA TOUR money list. He and his father started playing golf together when he was 5. Lists Bruce Lietzke as his hero.



NATIONWIDE TOUR SUMMARY:

NATIONWIDE TOUR VICTORIES (1): 1998 Cleveland Open.

MONEY & POSITION:

1991 — \$1,563 — 193	1996 — \$10,313 — 121	2000 — \$18,218 — 147
1992 — 0	1997 — 150 — 289	2002 — 33,030 — 109
1993 — 490 — 263	1998 — 128,052 — 15	2003 — 5,546 — 225
1995 — 0	1999 — 0	

BEST 2003 NATIONWIDE TOUR FINISH: T32—Dayton Open.

2003 NATIONWIDE TOUR SUMMARY: Tournaments entered—9; in money—3; Top-10 finishes—0

NATIONWIDE TOUR CAREER SUMMARY: Tournaments Entered—72; in money—39; Top-10 finishes—8

NATIONWIDE TOUR CAREER EARNINGS: \$197,361

PGA TOUR SUMMARY:

BEST PGA TOUR CAREER FINISH: T3—1999 Honda Classic.

MONEY & POSITION:

1995 — \$2,309 — 338	1998 — \$6,045 — 303	2001 — \$77,793 — 205
1996 — 2,030 — 371	1999 — 298,069 — 133	2003 — 0
1997 — 0	2000 — 393,059 — 124	

2003 PGA TOUR SUMMARY: Tournaments entered—1; in money—0; Top-10 finishes—0

PGA TOUR CAREER SUMMARY: Tournaments Entered—96; in money—38; Top-10 finishes—3

PGA TOUR CAREER EARNINGS: \$779,305

DUNLAP, Scott BIRTHDATE: August 16, 1963 **BIRTHPLACE:** Pittsburgh, PA **RESIDENCE:** Duluth, GA; plays out of TPC at Sugarloaf **HEIGHT:** 5-11 **WEIGHT:** 170 **FAMILY:** Single **EDUCATION:** University of Florida (1985, Finance) **SPECIAL INTERESTS:** Jazz, conservative politics **TURNED PROFESSIONAL:** 1985 **OTHER INFORMATION:** Member of the Nationwide Tour in 1990, 1998 and 2003. Member of the PGA TOUR 1996-97 and 1999-2002. Made the cut in 12 of 23 appearances on the 2003 Nationwide Tour. Finished the season No. 82 on the final money list, with \$55,173. Finished T4 at the Samsung Canadian PGA Championship for his only top-10 of the season. Finished T74 at the BellSouth Classic in his only PGA TOUR event of 2003. Finished No. 189 on the 2002 PGA TOUR money list, with \$144,454. Made the cut in seven of 30 tournaments. Finished T10 for season-best \$88,800 at the Michelob Championship at Kingsmill for his only finish inside the top 10 all season. Was able to retain exempt status, thanks to three top-15s early in the 2001 season. Best effort of the season, a T11, came at BellSouth Classic at TPC of Sugarloaf, where he owns a home on the grounds. Posted rounds of 71-69-68-71 to finish T13 at the Nissan Open. Had a T15 at THE PLAYERS Championship. Won \$102,000, largest paycheck of the year. Enjoyed a breakthrough year on the 2000 PGA TOUR. Recorded personal bests in season earnings/rankings (\$1,040,244, 44th), top-10 finishes (five), top-25 finishes (12) and cuts made (23). Best showing of the year came at THE PLAYERS Championship, where rounds of 73-70-71-70 produced a T3 and his season's best earnings of \$270,600. First-round, 6-under-par 66 at PGA Championship shared the lead with Tiger Woods and paved the way for his best showing in a major. Stood one stroke behind Woods after both the second and third rounds, before a final-day 75 resulted in T9. Broke into top 100 on the money list for the first time in career in 1999. In second appearance of the year, finished T3 at Doral-Ryder Open. Posted first top-10 in a major with a T10 at British Open. Third top-10 came at Bell Canadian Open. He finished seventh. Gained exemption by finishing second on 1998-99 Southern Africa Tour Order of Merit. Played on Southern Africa Tour in January and February, winning the Dimension Data Pro-Am and was runner-up at South African Open Championship. Won Peru Open in November and Argentine Open in December. Made the cut in 16 of 21 tournaments on the 1998 Nationwide Tour, including eight top-25 finishes. Notched a season-best second-place finish at the Ozarks Open. Finished among top 125 for first time on the PGA TOUR in 1996. Best finishes were T3 at Bell Canadian Open and T9 at LaCantera Texas Open. Won the Litoral Open in Argentina. Made his mark in international competition during the 1995 season. Made the cut in seven of 16 tournaments during the inaugural season of the Nationwide Tour in 1990. T9 at the Gateway Open was best of three top-25 finishes. As a member of the Canadian Tour, he finished second on the Order of Merit and led in scoring average in 1995. Won the Canadian Masters by 10 strokes that season. South African Masters Champion. Winner of the 1994 Manitoba Open. Sister Page is former LPGA member and former women's golf coach at Vanderbilt. Enjoys discussing politics.



NATIONWIDE TOUR SUMMARY:

BEST NATIONWIDE TOUR CAREER FINISH: 2—1998 Ozarks Open.

MONEY & POSITION:

1990 — \$6,784 — 104 1998 — \$64,159 — 45 2003 — \$55,173 — 82

BEST 2003 NATIONWIDE TOUR FINISH: T4—Samsung Canadian PGA Championship.

2003 NATIONWIDE TOUR SUMMARY: Tournaments entered—23; in money—12; Top-10 finishes—1

NATIONWIDE TOUR CAREER SUMMARY: Tournaments Entered—60; in money—35; Top-10 finishes—6

NATIONWIDE TOUR CAREER EARNINGS: \$126,115

PGA TOUR SUMMARY:

BEST PGA TOUR CAREER FINISHES: T3—1996 Bell Canadian Open, 1999 Doral-Ryder Open, 2000 THE PLAYERS Championship.

MONEY & POSITION:

1992 — \$0	1998 — \$16,499 — 255	2002 — \$144,454 — 189
1995 — 44,000 — 211	1999 — 533,027 — 78	2003 — 7,600
1996 — 168,682 — 124	2000 — 1,040,244 — 44	
1997 — 120,466 — 153	2001 — 420,777 — 121	

BEST 2003 PGA TOUR FINISH: T74—BellSouth Classic.

2003 PGA TOUR SUMMARY: Tournaments entered—1; in money—1; Top-10 finishes—0

PGA TOUR CAREER SUMMARY: Tournaments Entered—177; in money—94; Top-10 finishes—12

PGA TOUR CAREER EARNINGS: \$2,495,750

DURKIN, Kevin BIRTHDATE: November 12, 1973 **BIRTHPLACE:**

Boynton Beach, FL **RESIDENCE:** Dunwoody, GA; plays out of Atlanta National GC (Alpharetta, GA) **HEIGHT:** 6-1 **WEIGHT:** 195 **FAMILY:** Wife: Missy **EDUCATION:** Florida State University; Valdosta State University (1999, Marketing) **SPECIAL INTERESTS:** Fishing **TURNED PROFESSIONAL:** 1999 **OTHER INFORMATION:** Member of the Nationwide Tour in 2002-03. Made the cut in seven



Other Prominent Players (cont.)

of 18 appearances on the 2003 Nationwide Tour. Finished the year No. 98 on the money list, with \$41,236. Notched three top-25 finishes, including a season-best T8 at the Oregon Classic. Others came at the Knoxville Open (12) and the Chattanooga Classic (T12). Finished No. 144 during his rookie season on the 2002 Nationwide Tour money list, with \$17,831. Made the cut in nine of 22 tournaments. Failed to crack the top 25 during the season. Best tournament was a T29 at the Lake Erie Charity Classic at Peek 'n Peak Resort. Missed the cut at the 2002 Touchstone Energy Tucson Open, his only start on the PGA TOUR. Lists Jimmy Falconer and Rob Stolke among the coaches he has used. Has had six holes-in-one during competitive rounds. Was an all-star baseball player. Lists his mom and dad as his heroes.

NATIONWIDE TOUR SUMMARY:

BEST NATIONWIDE TOUR CAREER FINISH: T8—2003 Oregon Classic.

MONEY & POSITION:

2001 — \$1,424 — 275 2002 — \$17,831 — 144 2003 — \$41,236 — 98

BEST 2003 NATIONWIDE TOUR FINISH: T8—Oregon Classic.

2003 NATIONWIDE TOUR SUMMARY: Tournaments entered—18; in money—7; Top-10 finishes—1

NATIONWIDE TOUR CAREER SUMMARY: Tournaments Entered—41; in money—17; Top-10 finishes—1

NATIONWIDE TOUR CAREER EARNINGS: \$60,491

PGA TOUR SUMMARY:

MONEY & POSITION:

2002 — 0

PGA TOUR CAREER SUMMARY: Tournaments Entered—1; in money—0; Top-10 finishes—0

E

EAKS, R.W. BIRTHDATE: May 22, 1952 **BIRTHPLACE:** Colorado Springs, CO **RESIDENCE:** Scottsdale AZ; plays out of GC at Desert Mountain **HEIGHT:** 6-0 **WEIGHT:** 200 **FAMILY:** Wife, Karen; Dawn (3/15/79), Jeremy (12/14/85) **EDUCATION:** University of Northern Colorado **SPECIAL INTERESTS:** Family, sports **TURNED PROFESSIONAL:** 1976 **OTHER INFORMATION:** Will be conditionally exempt for a portion of the 2004 Champions Tour season after finishing 17th at the Tour's National Qualifying Tournament at the TPC at Eagle Trace in Florida. Has played on the Nationwide Tour, PGA TOUR and the Champions Tour. Member of the Nationwide Tour from 1990-97 and again from 1999-2001. Member of the PGA TOUR in 1998 and 1999 and a member of the Champions Tour in 2002-03. Most recently made the cut in all eight appearances on the 2003 Champions Tour and finished No. 90 on the money list. Finished No. 65 on the 2002 Champions Tour money list, with \$245,705. Led the Champions Tour in Driving Distance with a 295.1 average, more than 10 yards longer than his nearest competitor. Also led the Tour in Eagles. Was the first-round leader by three strokes at the 2002 U.S. Senior Open after an opening-round 64 but eventually finished T37. Most recently on the Nationwide Tour, finished No. 88 on the 2001 money list with \$45,966. Best finish was a T5 at the BMW Charity Pro-Am at The Cliffs. Earned a spot on the PGA TOUR in both 1998 and 1999. Has played in 258 events (made 147 cuts) on the Nationwide Tour and 77 events (made 23 cuts) on the PGA TOUR prior to the 2004 season. Had won \$608,704 on the Nationwide Tour and \$291,734 on the PGA TOUR. Won the last of three Nationwide Tour titles at the 1997 San Jose Open. Other titles came at the 1990 Quicksilver Open and the 1993 Louisiana Open. Was a runner-up five times. Most lucrative year on the PGA TOUR came in 1998 when he played 34 events and earned \$199,499 and was 137th on the money list. Best finish on the PGA TOUR came in 1998 when he was T7 at the United Airlines Hawaiian Open. At one point in his career in 1997 (after T4 at Hershey Open) he passed Olin Browne as the career money leader on the Nationwide Tour. Was injured in an automobile accident following the 1996 Mississippi Golf Coast Classic and missed nearly two months before returning and losing in a playoff to Stewart Cink at the 1996 Ozarks Open. Won the 1995 and 1996 Taco Bell Newport Classics. Has 19 career holes-in-one to his credit. Was a high school All-America selection in basketball and was a member of a Colorado state high school championship team. Being a member of that state championship squad remains his biggest thrill outside of golf. Got started in golf as a caddie. Favorite golf course is Desert Mountain in Scottsdale, AZ. Enjoys the movie "Rudy."



NATIONWIDE TOUR SUMMARY:

NATIONWIDE TOUR VICTORIES (3): 1990 Quicksilver Open. 1993 Louisiana Open. 1997 San Jose Open.

MONEY & POSITION:

1990 — \$64,536 — 10 1994 — \$23,123 — 62 1999 — \$13,896 — 112
1991 — 15,099 — 70 1995 — 22,924 — 81 2000 — 106,388 — 45
1992 — 35,345 — 42 1996 — 95,025 — 13 2001 — 45,966 — 88
1993 — 68,737 — 19 1997 — 117,665 — 9

NATIONWIDE TOUR CAREER SUMMARY: Tournaments Entered—258; in money—147; Top-10 finishes—40

NATIONWIDE TOUR CAREER EARNINGS: \$608,704

PGA TOUR SUMMARY:

BEST PGA TOUR CAREER FINISH: T7—1998 United Airlines Hawaiian Open.

MONEY & POSITION:

1980 — \$0	1990 — \$0	1995 — \$0
1981 — 2,765 — 219	1991 — 0	1998 — 199,499 — 137
1986 — 0	1993 — 5,414 — 268	1999 — 77,524 — 203
1988 — 0	1994 — 2,352 — 307	2000 — 4,180

PGA TOUR CAREER SUMMARY: Tournaments Entered—77; in money—23; Top-10 finishes—2

PGA TOUR CAREER EARNINGS: \$291,734

ELDER, Brad BIRTHDATE: March 17, 1975 **BIRTHPLACE:** Tulsa, OK

RESIDENCE: Dallas, TX **HEIGHT:** 6-3 **WEIGHT:** 175 **FAMILY:** Wife,

Peggy **EDUCATION:** University of Texas **TURNED PROFESSIONAL:**

1998 **OTHER INFORMATION:** Member of the Nationwide Tour

in 1999. Member of the PGA TOUR 2000-03. Made the cut in five of

20 starts on the 2003 PGA TOUR. T28 at the FBR Capital Open was

his top showing. Missed almost two months of 2002 season due to

shoulder injury. After withdrawing from The Honda Classic in March, did not play again

until the Verizon Byron Nelson Classic in May. Played in 26 events, making 11 cuts. Had

a season-best third-place finish at the rain-shortened Southern Farm Bureau Classic,

two strokes behind champion Luke Donald. Led by one stroke through 18 holes and two

through 36, but struggled in closing third round, posting four bogeys in final 11 holes.

After tournament was deemed 54-hole event on Monday morning, Elder took home

paycheck of \$176,800, increasing season earnings to \$362,892 to finish 147th on the

money list. Other top 25s included T13 at season-opening Sony Open in Hawaii and

T22 at the Valero Texas Open. Finished at Texas Open was aided by final-round 64, his

best round since matching 64 at the 2002 Sony Open in Hawaii. Third on PGA TOUR in

Eagle Leaders in 2002, with one per 102.5 holes. Survived triple bogey on first hole of

final round of 2001 Qualifying tournament to card a 69 and secure a T8 finish. Hit first

two drives out of bounds for triple bogey, then recorded seven birdies, one eagle and

two bogeys the rest of the way. Finished 128th on the money list in second full PGA

TOUR season in 2001, with \$396,967. Successful rookie campaign on PGA TOUR in

2000, making 20 of 34 cuts and earning \$700,738, good for 68th on the TOUR money

list. First-year earnings were third-best among 2000 rookies. Earned his PGA TOUR

membership for 2000 by finishing 11th on the 1999 Nationwide Tour money list, with

\$146,263. Earned his first Nationwide Tour title with a two-stroke win at 1999 Wichita

Open. Second victory came at the end of the season at Inland Empire Open. Winner of

the Fred Haskins and Jack Nicklaus Awards as college player of the year. Member of

winning 1997 U.S. Walker Cup team. Loves to watch sports on television. Favorite

sport besides golf is hockey, especially his hometown Dallas Stars.



NATIONWIDE TOUR SUMMARY:

NATIONWIDE TOUR VICTORIES (2): 1999 Wichita Open, Inland Empire Open.

MONEY & POSITION:

1998 — \$484 — 284 1999 — \$146,263 — 11 2003 — \$0

2003 NATIONWIDE TOUR SUMMARY: Tournaments entered—1; in money—0; Top-10 finishes—0

NATIONWIDE TOUR CAREER SUMMARY: Tournaments Entered—29; in money—21; Top-10 finishes—6

NATIONWIDE TOUR CAREER EARNINGS: \$146,747

PGA TOUR SUMMARY:

BEST PGA TOUR CAREER FINISH: T2—2000 SEI Pennsylvania Classic.

MONEY & POSITION:

1998 — 14,842 — 256	2000 — 700,738 — 68	2002 — 362,892 — 147
1999 — 0	2001 — 396,967 — 128	2003 — 74,341 — 217

BEST 2003 PGA TOUR FINISH: T28—FBR Capital Open.

2003 PGA TOUR SUMMARY: Tournaments entered—20; in money—5; Top-10 finishes—0

PGA TOUR CAREER SUMMARY: Tournaments Entered—124; in money—59; Top-10 finishes—3

PGA TOUR CAREER EARNINGS: \$1,549,780

F

FORD, Steve BIRTHDATE: December 15, 1965 **BIRTHPLACE:**

Homestead, FL **RESIDENCE:** Melbourne, FL **HEIGHT:** 6-2 **WEIGHT:**

205 **FAMILY:** Wife, Sharon; Carli May (1/2/96) **EDUCATION:** Georgia

Southern University (1988) **SPECIAL INTERESTS:** Traveling, stock

market **TURNED PROFESSIONAL:** 1988 **OTHER INFORMATION:**

Member of the Nationwide Tour in 1992-94, 1999-2000 and 2003.

Made the cut in eight of 17 appearances on the 2003 Nationwide Tour.

Concluded the season with \$62,855 and the No. 76 spot on the final money list. Made

the most of his three top-25 showings, finishing inside the top 10 in all three. Best tour-

namment result was T4 at both the Samsung Canadian PGA Championship and the

Omaha Classic, followed by a T10 at The Reese's Cup Classic. Ranked fifth on Tour in

Driving Accuracy Percentage (72.2 percent) and sixth on Tour in Putts Per Round (28.4).

Finished No. 60 on the 2002 Nationwide Tour, with \$73,106 despite only playing in five

tournaments. Monday-qualified at the Knoxville Open and then finished T2, one stroke

behind winner Darron Stiles. Lost in a four-man playoff the next week at the Hershey

Open for his second consecutive runner-up finish. Fired rounds of 69-68-68-71 to run his

par-or-better streak to eight rounds to start the season. Finished No. 69 on the 2000



Other Prominent Players (cont.)

Nationwide Tour, making the cut in 12 of 24 tournaments. Opened the season with a T4 at the Florida Classic, one of his seven top-25 finishes on Tour that season. Finished No. 49 on the 1999 Nationwide Tour, with 18 cuts made in 25 tournaments and 10 top-25 finishes. Recorded 12 consecutive rounds at par or better beginning at the Ozarks Open and running through the Boise Open. Earned more money during the 1999 season than in 43 previous Nationwide Tour career starts. T63 at the 1997 Michelob Championship at Kingsmill for his best career finish on the PGA TOUR. 1997 Hooters Tour Player of the Year. 1997 Naturally Fresh Points champion on the Hooters Tour. Seven career wins on the Hooters Tour, ranking only behind Chad Campbell's 13 and Dave Schreyer's eight. Got started in golf at age 12 when his grandfather bought him clubs. Missed the cut at the 1988 Masters Tournament. Met his wife in South Africa while playing on the South African Tour in 1996. Winner of the 1991 St. Louis Open.

NATIONWIDE TOUR SUMMARY:

BEST NATIONWIDE TOUR CAREER FINISHES: T2—2002 Knoxville Open, Hershey Open.

MONEY & POSITION:

1992 — \$32,613 — 46 1999 — \$53,662 — 49 2003 — \$62,855 — 76
1993 — 0 2000 — 71,219 — 69
1994 — 10,315 — 105 2002 — 73,106 — 60

BEST 2003 NATIONWIDE TOUR FINISHES: T4—Samsung Canadian PGA Championship, Omaha Classic; T10—The Reese's Cup Classic.

2003 NATIONWIDE TOUR SUMMARY: Tournaments entered—17; in money—8; Top-10 finishes—3

NATIONWIDE TOUR CAREER SUMMARY: Tournaments Entered—114; in money—56; Top-10 finishes—15

NATIONWIDE TOUR CAREER EARNINGS: \$303,770

PGA TOUR SUMMARY:

BEST PGA TOUR CAREER FINISH: T63—1997 Michelob Championship at Kingsmill.

MONEY & POSITION:

1988 — \$0 1997 — \$3,302 — 322

PGA TOUR CAREER SUMMARY: Tournaments Entered—2; in money—1; Top-10 finishes—0

PGA TOUR CAREER EARNINGS: \$3,302

FRYATT, Edward BIRTHDATE: April 8, 1971 **BIRTHPLACE:** Rochdale, England **RESIDENCE:** Las Vegas, NV; plays out of Red Rock CC **HEIGHT:** 6-4 **WEIGHT:** 190 **FAMILY:** Wife, Michelle; Faith (7/10/01) **EDUCATION:** University of Nevada-Las Vegas (1994, Business Management) **SPECIAL INTERESTS:** Television and VCR repair **TURNED PROFESSIONAL:** 1994 **OTHER INFORMATION:**



Member of the Nationwide Tour in 1995, 1999 and 2003. Member of the PGA TOUR from 2000-02. After missing 18 of 18 cuts on the Nationwide Tour in 2003, former UNLV star carded three rounds in the 60s to make the cut at the PGA TOUR's Las Vegas Invitational. His best score in 36 rounds on the Nationwide Tour in 2003 was 68. Finished T79 in Las Vegas. Finished No. 170 on the 2002 PGA TOUR money list, with \$225,823. Made the cut in 11 of 34 appearances. Finished T14 at the Greater Greensboro Chrysler Classic for his best finish. Also finished in the top 20 at the Touchstone Energy Tucson Open (T18). A successful sophomore season on the 2001 PGA TOUR. Earned fully-exempt status on the strength of a good run from mid-July through August. Finished in the top 10 twice and among the top 25 eight times. First top-10 of season came at The INTERNATIONAL, where 27 points produced T9 finish. Earned second top-10 at Air Canada Championship, a T8. Enjoyed a very successful rookie campaign in 2000 on the PGA TOUR, finishing 77th on the money list with \$611,632. Five top-10s were the most by a member of the 2000 rookie class, including T3 at MCI Classic. Finished fifth on the 1999 Nationwide Tour money list, with \$186,356. Posted 10 top-10s, including his first career victory at the Hershey Open. Second on the 1998 Omega Tour Order of Merit. Biggest thrill in golf was winning the China Open with his wife, Michelle, caddying. Also won the Malaysian Open. Continued to play overseas and won the 1997 India Open. Finished T11 at the 1997 Las Vegas Invitational. Collected his first of four international victories at the 1996 Indonesian Open. Enjoyed limited success as a member of the 1995 Nationwide Tour, finishing 80th on the money list. Best effort was a T8 at the Shreveport Open and Greater Greenville Classic. Played first year of college golf at Brigham Young University before transferring to UNLV for his final three seasons. Medalist at the 1993 Big West Conference Championship. Medalist at the 1994 NCAA West Regional. Named 1990 Nevada High School Golfer of the Year. His father, James, played professional soccer in England and set a record for the fastest goal from kickoff. Fryatt's family came to the United States in the mid-1970s when his father began playing with the Philadelphia Atoms of the old North American Soccer League.

NATIONWIDE TOUR SUMMARY:

NATIONWIDE TOUR VICTORIES (1): 1999 Hershey Open.

MONEY & POSITION:

1994 — \$0 1996 — \$3,200 — 173 2003 — \$0
1995 — 23,347 — 80 1999 — 186,356 — 5

2003 NATIONWIDE TOUR SUMMARY: Tournaments entered—18; in money—0; Top-10 finishes—0

NATIONWIDE TOUR CAREER SUMMARY: Tournaments Entered—74; in money—32; Top-10 finishes—13

NATIONWIDE TOUR CAREER EARNINGS: \$212,903

PGA TOUR SUMMARY:

BEST PGA TOUR CAREER FINISH: T3—2000 MCI Classic.

MONEY & POSITION:

1994 — \$0 1999 — \$17,375 — 264 2002 — \$225,823 — 170
1997 — 65,574 — 192 2000 — 611,209 — 77 2003 — 7,280
1998 — 9,240 — 281 2001 — 572,820 — 90

BEST 2003 PGA TOUR FINISH: 79—Las Vegas Invitational.

2003 PGA TOUR SUMMARY: Tournaments entered—1; in money—1; Top-10 finishes—0

PGA TOUR CAREER SUMMARY: Tournaments Entered—104; in money—49; Top-10 finishes—7

PGA TOUR CAREER EARNINGS: \$1,509,321

G

GALLAGHER, Jeff BIRTHDATE: December 29, 1964 **BIRTHPLACE:**

Marion, IN **RESIDENCE:** Henderson, NV **HEIGHT:** 6-0 **WEIGHT:** 190

FAMILY: Wife, Kim; Allison Brooke (11/18/95), Meredith Forbes

(6/23/98) **EDUCATION:** Ball State University (1987, Exercise

Physiology) **SPECIAL INTERESTS:** Family, hunting, fishing **TURNED**

PROFESSIONAL: 1988 **OTHER INFORMATION:** Member of



Nationwide Tour in 1990-1995, 1997 and 2000. Member of PGA TOUR in 1996, 1998-99 and 2002-03. With his season-best T5 at the 2003 Greater Milwaukee Open, recorded his first top-10 on TOUR since a T9 at the 1999 Southern Farm Bureau Classic. Finished the 2003 season making five cuts in 10 events. Made only three cuts in 15 starts on the 2002 PGA TOUR, with a best finish of T67 at the Compaq Classic of New Orleans. After earning his PGA TOUR card by finishing 12th on the 2000 Nationwide Tour money list, was limited to only seven PGA TOUR events in 2001 due to a hip injury. Season ended after missed cut at the Compaq Classic of New Orleans. Made three cuts, with top performance a T48 at the Touchstone Energy Tucson Open. Enjoyed best year on PGA TOUR in 1998 when he finished 113th on money list with \$259,769, fueled by a pair of top-10s and a pair of top-15s. Won 1991 Cleveland Open by one stroke over Tom Lehman and Doug Martin for his first Nationwide Tour title. The win was one of five top-10 finishes, helping him place a career-best No. 9 on the Nationwide Tour money list. Second win came at the 2000 South Carolina Classic. Played in 89 of first 90 Nationwide Tour events. Winner of 1982 Indiana State Junior Championship. Two-time All-Mid-American Conference selection. Older brother is Jim Gallagher, Jr., of the PGA TOUR and sister is Jackie Gallagher-Smith of the LPGA.

NATIONWIDE TOUR SUMMARY:

NATIONWIDE TOUR VICTORIES (2): 1991 Cleveland Open. 2000 South Carolina Classic.

MONEY & POSITION:

1990 — \$20,784 — 51 1994 — \$22,595 — 64 1998 — \$968 — 241
1991 — 56,593 — 9 1995 — 48,085 — 43 2000 — 193,811 — 12
1992 — 44,167 — 32 1996 — 0 2002 — 0
1993 — 24,807 — 71 1997 — 52,519 — 41 2003 — 10,660 — 189

BEST 2003 NATIONWIDE TOUR FINISH: T15—First Tee Arkansas Classic.

2003 NATIONWIDE TOUR SUMMARY: Tournaments entered—4; in money—2; Top-10 finishes—0

NATIONWIDE TOUR CAREER SUMMARY: Tournaments Entered—212; in money—125; Top-10 finishes—29

NATIONWIDE TOUR CAREER EARNINGS: \$474,988

PGA TOUR SUMMARY:

BEST PGA TOUR CAREER FINISH: T5—2003 Greater Milwaukee Open.

MONEY & POSITION:

1989 — \$0 1998 — \$259,769 — 113 2002 — \$21,711 — 229
1994 — 0 1999 — 189,847 — 156 2003 — 163,900
1996 — 114,001 — 157 2000 — 40,855 — 219
1997 — 3,376 — 320 2001 — 20,984 — 228

BEST 2003 PGA TOUR FINISH: T5—Greater Milwaukee Open.

2003 PGA TOUR SUMMARY: Tournaments entered—10; in money—5; Top-10 finishes—1

PGA TOUR CAREER SUMMARY: Tournaments Entered—134; in money—56; Top-10 finishes—6

PGA TOUR CAREER EARNINGS: \$814,443

GANGLUFF, Stephen BIRTHDATE: September 6, 1975 **BIRTHPLACE:**

Marysville, OH **RESIDENCE:** Staunton, VA; plays out of Wintergreen

Resort (Wintergreen, VA) **HEIGHT:** 5-8 **WEIGHT:** 200 **FAMILY:** Wife,

Shana **EDUCATION:** Ohio State University **SPECIAL INTERESTS:**

Sony PlayStation **TURNED PROFESSIONAL:** 1996 **OTHER INFOR-**

MATION: Member of the PGA TOUR in 2002 and the Nationwide Tour

in 2003. Made the cut in 14 of 25 appearances on the 2003 Nationwide

Tour. Finished the season No. 64 on the money list, with \$77,898. Finished inside the top

25 on seven occasions, including two times in the top 10. Best showing was a T4 at the



Other Prominent Players (cont.)

Price Cutter Charity Classic, where his final 19-under-par 269 was two shots shy of Tom Carter's winning score. Other top-10 came at the Permian Basin Charity Golf Classic (T7). Finished ninth on Tour in Third-Round Scoring Average (69.14). Turned professional in 1996 but had only played in three PGA TOUR events and three Nationwide Tour Tournaments prior to his rookie season on the 2002 PGA TOUR. Finished No. 176 during his inaugural season on the TOUR's final money list, with \$187,804. Made the cut in 10 of 27 events and finished in the top 25 three times, with his best a T19 at the FedEx St. Jude Classic. Other top-25 finishes included a T25 the following week at the Advil Western Open and a T23 at the Air Canada Championship. Made only two appearances on the 2002 Nationwide Tour, missing the cut at the SAS Carolina Classic and finishing T33 at the Greater Richmond Open. Qualified for the 2001 U.S. Open and finished 79th. Managed to pay his way to the U.S. Open in Tulsa by hefting golf bags for \$6 an hour at a Virginia country club. He shot a 7-over 77 on the final day to finish his first Open at 21-over. Also Monday-qualified for the 2001 Greater Greensboro Chrysler Classic and finished T36 after firing rounds of 71-70-72-69. Monday-qualified for the 2000 Kemper Insurance Open and finished 79th. Played on the Golden Bear Tour in 1997 and the TearDrop Tour in 1998-2001. Cites playing the 2000 U.S. Open at Southern Hills CC as his biggest thrill in golf. Lists his parents as his heroes. His father gave him his start in golf.

NATIONWIDE TOUR SUMMARY:

BEST NATIONWIDE TOUR CAREER FINISH: T4—2003 Price Cutter Charity Championship.

MONEY & POSITION:

1999	—	\$0	2002	—	\$2,380	—	258
2000	—	0	2003	—	77,898	—	64

BEST 2003 NATIONWIDE TOUR FINISHES: T4—Price Cutter Charity Championship; T7—Permian Basin Charity Golf Classic.

2003 NATIONWIDE TOUR SUMMARY: Tournaments entered—25; in money—14; Top-10 finishes—2

NATIONWIDE TOUR CAREER SUMMARY: Tournaments Entered—30; in money—15; Top-10 finishes—2

NATIONWIDE TOUR CAREER EARNINGS: \$80,278

PGA TOUR SUMMARY:

BEST PGA TOUR CAREER FINISH: T19—2002 FedEx St. Jude Classic.

MONEY & POSITION:

2000	—	\$5,460	2001	—	\$22,476	2002	—	\$187,804	—	176
------	---	---------	------	---	----------	------	---	-----------	---	-----

PGA TOUR CAREER SUMMARY: Tournaments Entered—30; in money—13; Top-10 finishes—0

PGA TOUR CAREER EARNINGS: \$215,740

GILDERSLEEVE, Ryan BIRTHDATE: May 12, 1981 **BIRTHPLACE:**

Dunedin, FL **RESIDENCE:** Mobile, AL; plays out of Steelwood CC (Loxley, AL) **HEIGHT:** 5-10 **WEIGHT:** 160 **FAMILY:** Single **EDUCATION:** University of South Alabama **SPECIAL INTERESTS:** Music, fishing **TURNED PROFESSIONAL:** 2003 **OTHER INFORMATION:** Will be making his first appearance on the 2004 Nationwide Tour. Played on the Hooters Tour in 2003. Best showing was T22 at the Dothan Classic. Made it to the final stage of the 2003 PGA TOUR National Qualifying Tournament in his first try. 2003 All-American selection at the University of South Alabama. Qualified as an individual for the 2003 NCAA Championship, having finished fourth at the NCAA East Regional. Lists Payne Stewart and his father as his heroes. Got his start in golf from his Aunt Nina, who was a club professional.

**GIOFFRE, Ryan BIRTHDATE:** August 17, 1974 **BIRTHPLACE:** Miami, FL

RESIDENCE: Greensboro, NC; plays out of Greensboro CC **HEIGHT:** 5-10 **WEIGHT:** 170 **FAMILY:** Single **EDUCATION:** Wake Forest University (1998, Sociology) **SPECIAL INTERESTS:** Movies, spending time at the mountains and beach **TURNED PROFESSIONAL:** 1998 **OTHER INFORMATION:** Has missed the cut in all five career starts on the Nationwide Tour heading into the 2004 season. Member of the Hooters Tour 1998-2002. Member of the Gateway Tour 2003. Winner of the Burroughs & Chapin Classic by firing three straight 68s. Finished the season with a trio of top-three finishes in the final four events, propelling him to No. 4 on the final money list. Was an academic All-American selection at Wake Forest University. Was voted most valuable player of his high school basketball and soccer teams. Cites his parents as his heroes. Got his start in golf at the age of 3 from his father. Won his first tournament at the age of 4. Is engaged to be married on May 1, 2004 to Danielle Saulnier. The couple met at the Omaha Classic Monday qualifier. His brother, Sean, plays on the Gateway Tour. Grew up with Miami Dolphins' quarterback Brian Griese.

**NATIONWIDE TOUR SUMMARY:****MONEY & POSITION:**

1999	—	\$0	2001	—	\$0
2000	—	0	2003	—	0

2003 NATIONWIDE TOUR SUMMARY: Tournaments Entered—1; in money—0; Top-10 finishes—0

NATIONWIDE TOUR CAREER SUMMARY: Tournaments Entered—5; in money—0; Top-10 finishes—0

GLASSON, Bill BIRTHDATE: April 29, 1960 **BIRTHPLACE:** Fresno, CA

RESIDENCE: Stillwater, OK **HEIGHT:** 5-11 **WEIGHT:** 175 **FAMILY:** Wife, Courtney; Maxwell Alexander (9/30/88); Dakota Jade (2/26/92); Reece (9/8/00) **EDUCATION:** Oral Roberts University (1982, Business) **SPECIAL INTERESTS:** Hunting, fishing, farm work **TURNED PROFESSIONAL:** 1983 **OTHER INFORMATION:** Made the cut in two of eight appearances on the 2003 Nationwide Tour.



Earned \$50,928 to finish No. 86 on the final money list. Shot four rounds in the 60s (65-68-67-68) to finish 16-under-par 268 at the Northeast Pennsylvania Classic, winding up as runner-up to Blaine McCallister by three strokes. Took home \$48,600 for his efforts. Made the cut in seven of 13 events on the 2003 PGA TOUR. Played well at the Greater Hartford Open (T11/\$79,428) and the Southern Farm Bureau Classic (T13/\$53,000) in his only two top-25 performances on TOUR that season. Made only three appearances on the 2002 Nationwide Tour. Opened his season with a T72 at the Lake Erie Charity Classic. Followed that with a T36 at the Preferred Health Systems Wichita Open. Missed the cut in his final tournament, shooting 73-80 at the Permian Basin Open. Played in only 15 events and placed 248th on 2002 PGA TOUR money list. Failed to keep exempt status for second consecutive season. It was only the fifth time in his career he placed out of the top 125. Made the cut in only one of 13 appearances on the 2002 PGA TOUR, with T56 at the B.C. Open his best showing. Voted PGA TOUR Comeback Player of the Year in 1997 after returning from May 1996 surgery for detached right forearm muscle. Won seventh PGA TOUR victory at Las Vegas Invitational. Qualified for THE TOUR Championship with victory, jumping from 54th on money list to 27th. First of seven TOUR victories came at 1985 Kemper Open. Earned second Kemper Open crown in 1992. Won twice in fall of 1988, first at the B.C. Open and later at the Centel Classic, when he took a two-stroke victory. Won 1989 Doral-Ryder Open by a stroke over Fred Couples. At 1994 Phoenix Open, shot a closing 64 to defeat Bob Estes by three. Medical history is a lengthy one, with elbow surgeries, four sinus operations, four knee surgeries, lip surgery and forearm surgery. Nearly filed for permanent disability due to lower-back problems in 1991. Flies own plane to many TOUR stops. Struck by lightning when he was piloting his own turbo prop in 1999. Lightning hit one propeller and jumped across to the other propeller, passing through his body on the way. Two-time All-American at Oral Roberts.

NATIONWIDE TOUR SUMMARY:

BEST NATIONWIDE TOUR CAREER FINISH: 2—2003 Northeast Pennsylvania Classic.

MONEY & POSITION:

2002	—	\$3,219	—	245	2003	—	\$50,928	—	86
------	---	---------	---	-----	------	---	----------	---	----

BEST 2003 NATIONWIDE TOUR FINISH: 2—Northeast Pennsylvania Classic.

2003 NATIONWIDE TOUR SUMMARY: Tournaments entered—8; in money—2; Top-10 finishes—1

NATIONWIDE TOUR CAREER SUMMARY: Tournaments Entered—11; in money—4; Top-10 finishes—1

NATIONWIDE TOUR CAREER EARNINGS: \$54,147

PGA TOUR SUMMARY:

PGA TOUR VICTORIES (7): 1985 Kemper Open. 1988 B.C. Open, Centel Classic. 1989 Doral-Ryder Open. 1992 Kemper Open. 1994 Phoenix Open. 1997 Las Vegas Invitational.

MONEY & POSITION:

1984	—	\$17,845	—	162	1991	—	\$46,995	—	178	1998	—	\$353,222	—	84
1985	—	195,449	—	29	1992	—	283,765	—	54	1999	—	838,788	—	50
1986	—	121,516	—	72	1993	—	299,799	—	57	2000	—	552,795	—	86
1987	—	151,701	—	69	1994	—	689,110	—	17	2001	—	180,441	—	179
1988	—	380,651	—	30	1995	—	412,094	—	43	2002	—	4,599	—	248
1989	—	474,511	—	19	1996	—	50,028	—	198	2003	—	193,579	—	179
1990	—	156,791	—	100	1997	—	926,552	—	22					

BEST 2003 PGA TOUR FINISHES: T11—Greater Hartford Open; T13—Southern Farm Bureau Classic.

2003 PGA TOUR SUMMARY: Tournaments entered—13; in money—7; Top-10 finishes—0

PGA TOUR CAREER SUMMARY: Tournaments Entered—417; in money—263; Top-10 finishes—63

PGA TOUR CAREER EARNINGS: \$6,330,231

GORE, Jason BIRTHDATE: May 17, 1974 **BIRTHPLACE:** Van Nuys, CA

RESIDENCE: Valencia, CA; plays out of Valencia CC **HEIGHT:** 6-1 **WEIGHT:** 235 **FAMILY:** Wife, Megan **EDUCATION:** Pepperdine University (1997, Psychology) **SPECIAL INTERESTS:** Guitar, singing, Los Angeles Lakers **TURNED PROFESSIONAL:** 1997 **OTHER INFORMATION:** Member of the Nationwide Tour in 1998-2000 and 2002. Member of the PGA TOUR in 2001 and 2003. Made the cut in 12 of 30 events on the 2003 PGA TOUR. Notched one of his two top-25 finishes at his season-opening Sony Open in Hawaii (T20). Other came at the Greater Milwaukee Open (T20). Finished the season No. 177 on the money list, with \$208,801. One of four players to win multiple tournaments on the 2002 Nationwide Tour. Back-to-back victories at the Oregon Classic and Albertsons Boise Open propelled him to No. 6 spot on the final money list with \$241,940. Shot a tournament-record 18-under 270 for his victory in Oregon. Became the sixth player in the history of the Tour to post consecutive victories and was the fifth player to do so in consecutive weeks. T14 at the 2000 PGA



Other Prominent Players (cont.)

TOUR National Qualifying Tournament to earn his 2001 PGA TOUR card. Made the cut in 12 of 30 events in 2001, with two top-25 finishes, both coming in 90-hole events. Was T22 at the Bob Hope Chrysler Classic and T18 at the Invenstys Classic at Las Vegas. Best rounds of the year were 65s, which he posted three times. Made the cut in 11 of 19 events on the 2000 Nationwide Tour. Had three consecutive top-10 finishes near the end of the year. Finished fourth at the Oregon Classic, thanks to weekend scores of 66-67. T7 the following week at the Monterey Peninsula Classic. Capped three-week run with his first career win at the New Mexico Classic, posting a 14-under-par total to break Dick Mast's tournament record by one stroke. His 64-66 finish matched the best final 36-hole total on the 2000 Nationwide Tour. Was one of 19 first-time winners on Tour that year. Finished 30th on the money list that year with \$133,966. Winner of the 1997 California State Amateur and the California State Open. Member of Pepperdine University's 1997 NCAA Championship team. Coach at Pepperdine was John Geiberger, son of Champions Tour veteran Al Geiberger and brother of PGA TOUR member Brent Geiberger. Member of victorious 1997 U.S. Walker Cup team.

NATIONWIDE TOUR SUMMARY:

NATIONWIDE TOUR VICTORIES (3): 2000 New Mexico Classic. 2002 Oregon Classic, Albertsons Boise Open.

MONEY & POSITION:

1997 — \$0 1999 — \$7,085 — 143 2002 — \$241,940 — 6
1998 — 27,378 — 74 2000 — 137,284 — 34 2003 — 1,413 — 323

BEST 2003 NATIONWIDE TOUR FINISH: T59—Chitimacha Louisiana Open.

2003 NATIONWIDE TOUR SUMMARY: Tournaments entered—1; in money—1; Top-10 finishes—0

NATIONWIDE TOUR CAREER SUMMARY: Tournaments Entered—70; in money—40; Top-10 finishes—10

NATIONWIDE TOUR CAREER EARNINGS: \$415,100

PGA TOUR SUMMARY:

BEST PGA TOUR CAREER FINISH: T18—2001 Invenstys Classic at Las Vegas.

MONEY & POSITION:

1998 — \$0 2000 — \$0 2002 — \$0
1999 — 20,385 — 255 2001 — 180,451 — 178 2003 — 208,801 — 177

BEST 2003 PGA TOUR FINISHES: T20—Sony Open in Hawaii, Greater Milwaukee Open.

2003 PGA TOUR SUMMARY: Tournaments entered—30; in money—12; Top-10 finishes—0

PGA TOUR CAREER SUMMARY: Tournaments Entered—65; in money—25; Top-10 finishes—0

PGA TOUR CAREER EARNINGS: \$409,638

GOTSCHKE, Steve BIRTHDATE: August 24, 1961 **BIRTHPLACE:** Wakeeney, KS **RESIDENCE:** Great Bend, KS; plays out of Golden Belt CC **HEIGHT:** 6-2 **WEIGHT:** 195 **FAMILY:** Wife, Linda; Adam (9/23/86), Ryan (7/16/90) **EDUCATION:** University of Nebraska **SPECIAL INTERESTS:** Reading, bass fishing **TURNED PROFESSIONAL:** 1985 **OTHER INFORMATION:** Member of Nationwide Tour in 1996, 1999 and 2001-02. Member of PGA TOUR in 1994-95 and 2000.



Finished No. 171 on the 2002 Nationwide Tour money list, with \$10,867. Made the cut in five of nine tournaments, with his best finish a T21 at the Preferred Health Systems Wichita Open. Made the cut in 12 of 21 Nationwide Tour events in 2001. His best finish was a T26 at the Boise Open. Finished 173rd on the 2000 PGA TOUR money list after recording just two top-25s. Had career season on 1999 Nationwide Tour, with two victories and a 15th-place finish on the money list to earn his 2000 PGA TOUR card. Collected his first win at the 1999 Monterrey Open, coming from three strokes off the lead on the final day. Captured his second title five weeks later, winning the rain-shortened Upstate Classic. Had a hole-in-one in the second round of the event. His final-round 69 included two hole-out eagles from 110 yards on No. 8 and from 50 yards on No. 18. Win at Upstate Classic vaulted him to No. 1 on the money list, a spot he would retain for four weeks. Reached \$100,000 in just 10 events, making him, at the time, the second-quickest in Tour history to reach that mark. Finished the season by making the cut in his last four events to gain the Tour's final exemption. Best previous finish was a T8 at the 1996 Shreveport Open, finishing five strokes behind winner Tim Loutstalot. Played 56 events in his first two years on the PGA TOUR, with his best finish coming at the 1995 New England Classic, where he finished fifth. 1990 National Assistants champion. 1990-93 Midwest Section Player of the Year. Winner of the 1986 Nebraska Open, the 1990 Kansas Open and the 1998 Wyoming Open.

NATIONWIDE TOUR SUMMARY:

NATIONWIDE TOUR VICTORIES (2): 1999 Monterrey Open, Upstate Classic.

MONEY & POSITION:

1990 — \$2,560 — 155 1996 — \$11,805 — 112 2001 — \$25,893 — 121
1991 — 1,195 — 211 1997 — 0 2002 — 10,867 — 171
1994 — 2,251 — 179 1998 — 1,499 — 217 2003 — 0
1995 — 1,318 — 224 1999 — 118,638 — 15

2003 NATIONWIDE TOUR SUMMARY: Tournaments entered—1; in money—0; Top-10 finishes—0

NATIONWIDE TOUR CAREER SUMMARY: Tournaments Entered—86; in money—51; Top-10 finishes—4

NATIONWIDE TOUR CAREER EARNINGS: \$176,024

PGA TOUR SUMMARY:

BEST PGA TOUR CAREER FINISH: 5—1994 New England Classic.

MONEY & POSITION:

1985 — \$0 1992 — \$0 1996 — \$14,071 — 257
1986 — 0 1993 — 5,657 — 264 2000 — 164,203 — 173
1987 — 0 1994 — 59,227 — 182 2003 — 0
1991 — 5,165 — 255 1995 — 70,425 — 177

2003 PGA TOUR SUMMARY: Tournaments entered—1; in money—0; Top-10 finishes—0

PGA TOUR CAREER SUMMARY: Tournaments Entered—89; in money—37; Top-10 finishes—1

PGA TOUR CAREER EARNINGS: \$318,748

GOVE, Jeff BIRTHDATE: May 28, 1971 **BIRTHPLACE:** Seattle, WA **RES-**

IDENCE: Seattle, WA **HEIGHT:** 6-2 **WEIGHT:** 180 **FAMILY:** Wife,

Heather **EDUCATION:** Pepperdine University **SPECIAL INTER-**

ESTS: All sports, reading, movies **TURNED PROFESSIONAL:** 1994

OTHER INFORMATION: Member of Nationwide Tour in 1995-99,

2001 and 2003. Member of PGA TOUR in 2000 and 2002. Made the cut in 14 of 26 events on the 2003 Nationwide Tour. Finished the season with \$54,643 and the No. 83 spot on the final money list. For the first time in his seven seasons on the Nationwide Tour he failed to crack the top 60 on the final money list. Posted four top-25 finishes, with T13s at the Lake Erie Charity Classic and the Knoxville Open his best results. Had a hole-in-one on No. 8 during the second round of the Miccosukee Championship. Finished No. 162 on the 2002 PGA TOUR final money list, with \$271,652, making the cut in 14 of 30 tournaments. Best finish was a T10 at the Canon Greater Hartford Open, where rounds of 73-64-68-67 helped him collect a career-best \$100,000. Also finished in the top-25 at the Valero Texas Open (T14) and the Southern Farm Bureau Classic (T25). Finished in top 15 on 2001 Nationwide Tour money list for second time in three years to regain PGA TOUR card for 2002. All six of his top-10s came between June and September, including five top-fives. Led the Wichita Open by two strokes after 36 holes. Second-round 9-under 63 set course record at Crestview CC. Finished T2, three strokes behind Jason Dufner. Was No. 176 on the 2000 PGA TOUR money list after his rookie season with two top-20 finishes, including a season-best T16 at the Kemper Insurance Open. Earned his 2000 PGA TOUR card by virtue of his 12th-place finish on the 1999 Nationwide Tour money list. Was one of two players (Mike Grob the other) to play in all 30 events. Earned his second career win at the 1999 Knoxville Open. Birdied the 18th hole Sunday to edge Marco Dawson, Carl Paulson and Glen Hnatiuk by a stroke. The winner's check of \$45,000 was the largest of his career and vaulted him to No. 7 on the money list. Shared the first- and second-round lead with Bob Heintz at the 1999 Tour Championship following back-to-back 68s. Closing rounds of 76-73 left him T3. Fired a final-round 69 at the 1998 Tour Championship to finish second at 2-under 286. Lost playoff to Jimmy Green at 1996 Buffalo Open. Earned his first career win at the 1995 Tri-Cities Open, defeating Franklin Langham in a playoff. Birdied the par-3 second playoff hole after his tee shot hit the flagstick and came to rest 18 inches from the cup. Won the 1995 Washington State Open, which earned him a spot in the 1995 Ernst Championship hosted by Fred Couples. Final-round 61 earned second place in that event. Earnings in those three Washington events totaled more than \$120,000. Caddied for John Brodie when former NFL quarterback won the 1991 Ralphs Senior Classic on the Champions Tour. He also caddied for Jeff Brehaut when he won the 1997 Mississippi Gulf Coast Classic. His uncle, Mike, played on the PGA TOUR from 1980-86.



NATIONWIDE TOUR SUMMARY:

NATIONWIDE TOUR VICTORIES (2): 1995 Tri-Cities Open. 1999 Knoxville Open.

MONEY & POSITION:

1995 — \$60,250 — 33 1998 — \$96,502 — 24 2001 — \$198,812 — 9
1996 — 51,257 — 39 1999 — 129,692 — 12 2003 — 54,643 — 83
1997 — 33,132 — 59 2000 — 0

BEST 2003 NATIONWIDE TOUR FINISHES: T13—Lake Erie Charity Classic at Peek 'n Peak Resort, Knoxville Open; T14—Gila River Classic at Wild Horse Pass Resort; T19—LaSalle Bank Open.

2003 NATIONWIDE TOUR SUMMARY: Tournaments entered—26; in money—14; Top-10 finishes—0

NATIONWIDE TOUR CAREER SUMMARY: Tournaments Entered—184; in money—111; Top-10 finishes—21

NATIONWIDE TOUR CAREER EARNINGS: \$624,288

PGA TOUR SUMMARY:

BEST PGA TOUR CAREER FINISH: T10—2002 Canon Greater Hartford Open.

MONEY & POSITION:

2000 — 153,753 — 176 2002 — 271,652 — 162
2001 — 0 2003 — 0

2003 PGA TOUR SUMMARY: Tournaments entered—1; in money—0; Top-10 finishes—0

PGA TOUR CAREER SUMMARY: Tournaments Entered—63; in money—25; Top-10 finishes—1

PGA TOUR CAREER EARNINGS: \$425,406

Other Prominent Players (cont.)

GOW, Paul **BIRTHDATE:** November 10, 1970 **BIRTHPLACE:** Sydney, Australia **RESIDENCE:** Sydney, Australia **HEIGHT:** 5-10 **WEIGHT:** 185 **FAMILY:** Wife, Cherie; Tiajana (5/13/01) **SPECIAL INTERESTS:** Horse racing, rugby **TURNED PROFESSIONAL:** 1993 **OTHER INFORMATION:** Made the cut in four of five appearances on the 2003 Nationwide Tour. Shot a course-record, 10-under-par 61 in the third round of the Northeast Pennsylvania Classic. Went on to finish T6 for his best showing of the season. After missing nine of 11 cuts to open the 2003 PGA TOUR season, rebounded with a T8 finish at the Buick Open, five strokes behind champion Jim Furyk. Finish was best since solo sixth at the 2002 Tampa Bay Classic. Finished 134th on 2002 TOUR money list. On the Monday before the Bob Hope Chrysler Classic he banged into his hotel wall trying to walk from his bed to the bathroom. Was diagnosed with vertigo. As first player off the par-3 first hole during the third round of the 2002 Buick Classic, used a 5-iron from 200 yards to post just the third hole-in-one on that hole in tournament history. Gow's ace was the fourth of the week (Steve Allan, Angel Cabrera and Larry Mize were the others). The last time that happened at a TOUR event was the 1998 Bob Hope Chrysler Classic (Lee Janzen, J.L. Lewis, David Edwards and Joe Ozaki). After finishing second in a playoff to Jeff Sluman at the B.C. Open in 2001, finished T9 in Endicott in 2002, first top-10 finish since T5 at the 2001 Bell Canadian Open and the fourth of PGA TOUR career. Aided by rounds of 69-69 on the weekend, posted second top-10 of 2002 with a solo sixth at the Tampa Bay Classic. Had a successful rookie campaign on the TOUR, finishing 83rd on the 2001 official TOUR money list, with \$608,382. Had three top-10 finishes, highlighted by a second at the B.C. Open worth \$216,000. Second PGA TOUR top-10 came the next week at the John Deere Classic, where he T10. Rounds of 67-67-66-71 at the Bell Canadian Open, in addition to leaving him one stroke off 54-hole lead, produced T5 worth \$138,700, finish lifted him to 73rd on money list with \$608,382. Shot 12-under-par 60 in first round of 2001 Canon Challenge to break Australian PGA Tour scoring record. As defending champion in Australia, had entered Sony Open in Hawaii, where he missed the cut, returned to Sydney to defend Canon Challenge title. Did not play in the first five Nationwide Tour events in 2000, joining after competing in his native Australia. Played in 15 events and finished in the top 10 nine times, including winning the Hershey Open. Winner of the 2000 Canon Challenge. Had five top-10s during the 1999-2000 season and finished sixth on the Order of Merit. Played the Australasian PGA Tour in 1996-2000. Member of the Nationwide Tour from 1997-2000. Picked up his first career win at the 1997 Permian Basin Open. Is the youngest of six and the only one to have taken up the game. Started playing at age 11.

**NATIONWIDE TOUR SUMMARY:****NATIONWIDE TOUR VICTORIES (2):** 1997 Permian Basin Open. 2000 Hershey Open.**MONEY & POSITION:**1996 — \$1,076 — 227 1998 — \$32,433 — 66 2000 — \$209,449 — 9
1997 — 43,415 — 47 1999 — 31,693 — 77 2003 — 23,354 — 135**BEST 2003 NATIONWIDE TOUR FINISH:** T6—Northeast Pennsylvania Classic.**2003 NATIONWIDE TOUR SUMMARY:** Tournaments entered—5; in money—4; Top-10 finishes—1**NATIONWIDE TOUR CAREER SUMMARY:** Tournaments Entered—86; in money—46; Top-10 finishes—14**NATIONWIDE TOUR CAREER EARNINGS:** \$341,420**PGA TOUR SUMMARY:****BEST PGA TOUR CAREER FINISH:** 2—2001 B.C. Open.**MONEY & POSITION:**2000 — \$13,627 2002 — \$448,752 — 134
2001 — 608,382 — 83 2003 — 264,927 — 162**BEST 2003 PGA TOUR FINISH:** T8—Buick Open.**2003 PGA TOUR SUMMARY:** Tournaments entered—21; in money—9; Top-10 finishes—1**PGA TOUR CAREER SUMMARY:** Tournaments Entered—85; in money—36; Top-10 finishes—6**PGA TOUR CAREER EARNINGS:** \$1,335,688

GREEN, Jimmy **BIRTHDATE:** August 6, 1969 **BIRTHPLACE:** Meridian, MS **RESIDENCE:** Daphne, AL **HEIGHT:** 5-10 **WEIGHT:** 155 **FAMILY:** Wife, Kelley; Abbey (8/25/89), Jimmy (1/4/94), Will (7/1/98) **EDUCATION:** Auburn University **SPECIAL INTERESTS:** Family, fishing **TURNED PROFESSIONAL:** 1992 **OTHER INFORMATION:** Member of PGA TOUR in 1997, 1999 and 2000-01 and Nationwide Tour in 1996, 1998 and 2002-03. Made the cut in 11 of 19 events on the 2003 Nationwide Tour. Finished the season with \$45,259 and the No. 92 spot on the final money list. Posted two top-25 finishes, including a season-best T5 at the LaSalle Bank Open. Also played well at the Albertsons Boise Open (T16). Finished No. 140 on the 2002 Nationwide Tour money list, making the cut in 10 of 19 tournaments, including two top-25 finishes. Posted T24s at the Lake Erie Charity Classic at Peek 'n Peak Resort and the Hibernia Southern Open. Made the cut in 12 of 33 PGA TOUR events in 2001, with his only top-10 finish coming at the Michelob Championship at Kingsmill. Opening-round 65 left him one stroke off the lead. Originally qualified for the PGA TOUR in 1997 by finishing T5 at PGA TOUR National Qualifying Tournament. Earned his 1999 PGA TOUR membership by finishing 11th on 1998 Nationwide Tour money list, with \$131,942. Third-place finish at 1998 Nationwide Tour Championship allowed him to move from 21st on money list to 11th. Nationwide Tour highlights include an 11-under-par 60 in the opening round of the 1998 Carolina Classic at Raleigh CC in North Carolina. Retained playing privileges in 2000 with



T19 finish at the 1999 PGA TOUR Qualifying Tournament. Earned his first PGA TOUR top-10 finish with a T7 in his first tournament of the year at the 1999 Sony Open. Won his only Nationwide Tour title at the 1996 Buffalo Open in a playoff over Jeff Gove. Finished third on 1995 Gulf Coast Tour money list. Has one career victory on the Hooters Tour. Winner of 1990 Southeastern Conference Championship while at Auburn University. His win at the 1996 Buffalo Open came when his wife, Kelley, caddied for him for the first time.

NATIONWIDE TOUR SUMMARY:**NATIONWIDE TOUR VICTORIES (1):** 1996 Buffalo Open.**MONEY & POSITION:**1993 — \$7,288 — 122 1996 — \$71,475 — 25 1999 — \$375 — 275
1994 — 4,661 — 145 1997 — 1,357 — 218 2002 — 18,332 — 140
1995 — 2,577 — 190 1998 — 131,942 — 11 2003 — 45,259 — 92**BEST 2003 NATIONWIDE TOUR FINISH:** T5—LaSalle Bank Open.**2003 NATIONWIDE TOUR SUMMARY:** Tournaments entered—19; in money—11; Top-10 finishes—1**NATIONWIDE TOUR CAREER SUMMARY:** Tournaments Entered—110; in money—69; Top-10 finishes—14**NATIONWIDE TOUR CAREER EARNINGS:** \$283,267**PGA TOUR SUMMARY:****BEST PGA TOUR CAREER FINISH:** T4—2000 AT&T Pebble Beach National Pro-Am.**MONEY & POSITION:**1993 — \$0 1997 — \$61,153 — 197 2000 — \$414,509 — 116
1994 — 0 1998 — 0 2001 — 213,942 — 166
1995 — 3,162 — 317 1999 — 152,091 — 171 2002 — 4,599**PGA TOUR CAREER SUMMARY:** Tournaments Entered—126; in money—52; Top-10 finishes—3**PGA TOUR CAREER EARNINGS:** \$849,456

GREEN, Nathan **BIRTHDATE:** May 13, 1975 **BIRTHPLACE:** Newcastle, New South Wales, Australia **RESIDENCE:** Toronto, New South Wales, Australia **HEIGHT:** 5-8 **WEIGHT:** 175 **FAMILY:** Wife, Michelle **TURNED PROFESSIONAL:** 1998 **OTHER INFORMATION:** Member of the Nationwide Tour in 2002. Only teed it up twice on the 2003 Nationwide Tour, finishing T14 at the Jacob's Creek Open before missing the cut at the Clearwater Classic. Finished T9 at the 2002 LaSalle Bank Open for his only career top-10 on the Nationwide Tour. Missed the cut at the 2001 British Open Championship in his only PGA TOUR start. Member of the Australasian Tour since 1998. Made the cut in all eight events during the 2001 season, with six top-25 finishes. Runner-up in consecutive weeks, including finishing second at the Ericsson Masters. Final-round 67 the following week left him one back of Peter Lonard at the ANZ Championship. Ended the season No. 5 on the Order of Merit. Won the 2000 Queensland PGA Championship for his first international victory. Won the 2000 Benefit Partners/NRCS Classic on the Canadian Tour. Represented New South Wales in soccer. Formerly worked in a crematorium his parents manage in Valentine. Also worked in a pro shop at Westside GC in Newcastle. Biggest thrill in golf was making a hole-in-one for \$500,000 at the Ericsson Masters. After being introduced to the game by his brother, he used his grandmother's clubs.

**NATIONWIDE TOUR SUMMARY:****BEST NATIONWIDE TOUR CAREER FINISH:** T9—2002 LaSalle Bank Open.**MONEY & POSITION:**

2002 — \$26,694 — 124 2003 — \$10,542 — 190

BEST 2003 NATIONWIDE TOUR FINISH: T14—Jacob's Creek Open.**2003 NATIONWIDE TOUR SUMMARY:** Tournaments entered—2; in money—1; Top-10 finishes—0**NATIONWIDE TOUR CAREER SUMMARY:** Tournaments Entered—24; in money—8; Top-10 finishes—1**NATIONWIDE TOUR CAREER EARNINGS:** \$37,237**PGA TOUR SUMMARY:****MONEY & POSITION:**

2001 — \$0

PGA TOUR CAREER SUMMARY: Tournaments Entered—1; in money—0; Top-10 finishes—0

GUETZ, Brian **BIRTHDATE:** June 6, 1974 **BIRTHPLACE:** Sacramento, CA **RESIDENCE:** Scottsdale, AZ; plays out of Whisper Rock GC **HEIGHT:** 5-10 **WEIGHT:** 180 **FAMILY:** Wife, Dana **EDUCATION:** Oklahoma State University (1997, Economics) **SPECIAL INTERESTS:** Fishing, hunting, snow skiing, water skiing **TURNED PROFESSIONAL:** 1997 **OTHER INFORMATION:** Has four career starts on the Nationwide Tour, with T21 at the 1997 Colorado Classic his best finish. Member of the 2003 Gateway Tour. Finished No. 3 on the final money list. Posted victories at the Johnson Bank Invitational and the Epson Invitational. Finished in the top 20 in nine of 11 events. Played on the Asian Tour in 1998. Member of the Canadian Tour in 2000-01. Winner of the 1994 Colorado Open as an amateur. Earned All-American honors in 1996 and 1997 for Oklahoma State University. Lists his father as his hero and as the person giving him his start in golf.

**NATIONWIDE TOUR SUMMARY:****BEST NATIONWIDE TOUR CAREER FINISH:** T21—1997 Colorado Classic.

Other Prominent Players (cont.)

MONEY & POSITION:

1997 — \$2,400 — 180 2001 — \$0

NATIONWIDE TOUR CAREER SUMMARY: Tournaments Entered—4; in money—2; Top-10 finishes—0

NATIONWIDE TOUR CAREER EARNINGS: \$2,400

H

HAMMOND, Donnie BIRTHDATE: April 1, 1957 **BIRTHPLACE:** Frederick, MD **RESIDENCE:** Heathrow, FL **HEIGHT:** 5-10 **WEIGHT:** 170 **FAMILY:** Wife, Trenny; Matthew William (10/22/86), Brittany Marie (3/3/89), Brooke Haley (11/17/96), Halle Gracy (7/14/99) **EDUCATION:** Jacksonville University **SPECIAL INTERESTS:** Astronomy, gardening, baseball **TURNED PROFESSIONAL:** 1979 **OTHER INFORMATION:** Shared first-round lead with Gavin Goles at the 84 Lumber Classic of Pennsylvania after an opening-round, 7-under 65 but finished T41. First time in over 10 years has held/shared a lead on the PGA TOUR. In June of 1993, shared the first-round lead with Davis Love III at the Memorial Tournament, where he eventually finished T22. Made cut in 19 of 27 PGA TOUR events but posted just one top-25, a T23 at the 2003 BellSouth Classic. Finished T5 at 2002 TOUR Qualifying Tournament to regain TOUR card for 2003 season, the fourth time in his career he has done so through Q-School. Collected 40th career top-10 on TOUR and first since 2000 Kemper Insurance Open (T10) with T9 at the 2002 Tampa Bay Classic. Longtime TOUR player who maintained his playing privileges from 1983-98. Finished 27th on the 2000 Nationwide Tour, thanks, in part, to his first victory on Tour at the Lakeland Classic, coming from behind to defeat Jeff Gallagher and Tom Kalinowski. Named February's Player of the Month for his efforts. Also a member in 1999. Winner of 1986 Bob Hope Chrysler Classic and 1989 Texas Open. In winning second PGA TOUR title at 1989 Texas Open, came within one stroke of the then all-time PGA TOUR scoring record. Medalist by a record 14 strokes at 1982 National Qualifying Tournament played at TPC at Sawgrass. Charter member of Jacksonville University Sports Hall of Fame.



NATIONWIDE TOUR SUMMARY:

NATIONWIDE TOUR VICTORIES (1): 2000 Lakeland Classic.

MONEY & POSITION:

1999 — \$6,098 — 150 2000 — \$148,083 — 27 2001 — \$3,279 — 221

NATIONWIDE TOUR CAREER SUMMARY: Tournaments Entered—22; in money—16; Top-10 finishes—4

NATIONWIDE TOUR CAREER EARNINGS: \$157,460

PGA TOUR SUMMARY:

PGA TOUR VICTORIES (2): 1986 Bob Hope Chrysler Classic. 1989 Texas Open.

MONEY & POSITION:

1981 — \$0	1989 — \$458,741 — 20	1997 — \$224,799 — 106
1982 — 0	1990 — 151,811 — 104	1998 — 141,843 — 167
1983 — 41,336 — 112	1991 — 102,668 — 135	1999 — 68,952 — 212
1984 — 67,874 — 87	1992 — 197,085 — 77	2000 — 96,938 — 194
1985 — 102,719 — 77	1993 — 340,432 — 47	2001 — 152,698 — 187
1986 — 254,987 — 28	1994 — 295,436 — 61	2002 — 263,366 — 165
1987 — 157,480 — 64	1995 — 141,150 — 136	2003 — 255,414 — 166
1988 — 256,010 — 44	1996 — 98,455 — 165	

BEST 2003 PGA TOUR FINISH: T23—BellSouth Classic.

2003 PGA TOUR SUMMARY: Tournaments entered—27; in money—19; Top-10 finishes—0

PGA TOUR CAREER SUMMARY: Tournaments Entered—468; in money—327; Top-10 finishes—40

PGA TOUR CAREER EARNINGS: \$3,870,193

HARRINGTON, Scott BIRTHDATE: November 16, 1980 **BIRTHPLACE:**

Eugene, OR **RESIDENCE:** Scottsdale, AZ; plays out of Tonto Verde GC (Rio Verde, AZ) **HEIGHT:** 6-1 **WEIGHT:** 165 **FAMILY:** Single **EDUCATION:** Northwestern University (2000, Communications) **SPECIAL INTERESTS:** Reading, music, movies **TURNED PROFESSIONAL:** 2003 **OTHER INFORMATION:** Will be making his first appearance on the 2004 Nationwide Tour. Played on the Gateway Tour in 2003. Best finish was T16 at the Johnson Bank Classic. Teammate at Northwestern University of PGA TOUR winner Luke Donald. Finished T8 at the 2001 Big 10 Championship, helping lead his team to the team title. Named to the 2002 All-Big 10 Championship tournament team while at Northwestern, finishing runner-up that year in the individual race. Named the 2002 Illinois Player of the Year. Winner of the Rice Invitational in 2002. Winning the 2001 Big 10 Championship is his biggest thrill in golf. Got started in the game of golf by his parents, both avid players. His dad, Bob, played in the 2003 U.S. Senior Open as an amateur. Played the piano for 11 years and competed in numerous competitions.



HARRIS, Michael BIRTHDATE: November 23, 1977 **BIRTHPLACE:** Royal

Oak, MI **RESIDENCE:** Troy, MI **HEIGHT:** 6-0 **WEIGHT:** 195 **FAMILY:** Single **EDUCATION:** University of Michigan (2000, Business Administration) **SPECIAL INTERESTS:** Fishing **TURNED PROFESSIONAL:** 2000 **OTHER INFORMATION:** Has two starts during his career on the Nationwide Tour, both coming in 2003. Missed the cut at



the Samsung Canadian PGA Championship before finishing T37 at the Alberta Calgary Classic. Finished T56 at the 2003 Bell Canadian Open, his only made cut in two career appearances on the PGA TOUR. Member of the Canadian Tour from 2001-03. Made the cut in 10 of 11 events in 2003, finishing No. 5 on the final money list. Won the 2003 Srixon Low Stroke Average Award. Made the cut in 11 of 15 tournaments in 2002, finishing No. 7 on the final money list. Was named Most Improved International Player on the 2002 Canadian Tour. Has four runner-up finishes on that Tour the past two seasons. Has also played on the Hooters Tour. Biggest thrill in golf was playing in the 2000 U.S. Open Championship, his first professional event. Was a three-time All-Big 10 Conference honoree. Earned academic All-American honors twice while with the Wolverines. Got started in the game by playing on the weekends with his family.

NATIONWIDE TOUR SUMMARY:

BEST NATIONWIDE TOUR CAREER FINISH: T37—2003 Alberta Calgary Classic.

MONEY & POSITION:

2003 — \$2,295 — 288

BEST 2003 NATIONWIDE TOUR FINISH: T37—Alberta Calgary Classic.

2003 NATIONWIDE TOUR SUMMARY: Tournaments Entered—2; in money—1; Top-10 finishes—0

NATIONWIDE TOUR CAREER SUMMARY: Tournaments Entered—2; in money—1; Top-10 finishes—0

NATIONWIDE TOUR CAREER EARNINGS: \$2,295

PGA TOUR SUMMARY:

BEST PGA TOUR CAREER FINISH: T56—2003 Bell Canadian Open.

MONEY & POSITION:

2000 — \$0 2003 — \$9,450

BEST 2003 PGA TOUR FINISH: T56—Bell Canadian Open.

2003 PGA TOUR SUMMARY: Tournaments Entered—1; in money—1; Top-10 finishes—0

PGA TOUR CAREER SUMMARY: Tournaments Entered—2; in money—1; Top-10 finishes—0

PGA TOUR CAREER EARNINGS: \$9,450

HART, Jeff BIRTHDATE: May 5, 1960 **BIRTHPLACE:** Pomona, CA **RESI-**

DENCE: Solana Beach, CA **HEIGHT:** 5-9 **WEIGHT:** 150 **FAMILY:** Wife, Carmen; Sabrina (2/13/91), Monique (12/9/98) **EDUCATION:** University of Southern California (1983, Physical Education) **SPECIAL INTERESTS:** Reading, family **TURNED PROFESSIONAL:** 1983 **OTHER INFORMATION:** Member of the Nationwide Tour in 1992-93, 1995, 2000 and 2002-03. Member of the PGA TOUR in 1985, 1989-90, 1996-97 and 2001. Made the cut in seven of 19 events in 2003 on the Nationwide Tour. T21 at the Price Cutter Charity Championship was his only top-25 of the year. Finished No. 47 on the 2002 Nationwide Tour final money list, with \$97,595. Made the cut in 15 of 22 tournaments entered, including seven top-25 finishes. Posted his only two top-10s in consecutive tournaments at the SAS Carolina Classic and Northeast Pennsylvania Classic, finishing T3 in both. Finished three strokes behind tournament winner Zoran Zorkic in Raleigh and four shots behind Gary Hallberg at the Northeast Pennsylvania Classic. Ranked fourth on Tour in both Driving Accuracy Percentage (74.2 percent) and Scrambling (65.6 percent). Made the cut in 16 of 28 PGA TOUR events in 2001, with one top-25 finish. T11 at the Marconi Pennsylvania Classic. Regained his PGA TOUR card by virtue of his 15th-place finish on the 2000 Nationwide Tour money list. Had nine top-25 finishes that year, including his first career win at the inaugural Steamtown Classic. Opened with rounds of 72-70 at Glenmaura National and then tied the course record with a 5-under 65 in Saturday's round to join three others in first place. Posted a 68 on Sunday to win by one over Ian Leggatt. Victory came in 209th professional event (129 PGA TOUR, 80 Nationwide). First-place check of \$81,000 vaulted him from No. 31 to No. 8 on the season money list. 1982 first-team All-American. 1981 third-team All-American. Credits his father for giving him his start in golf.



NATIONWIDE TOUR SUMMARY:

NATIONWIDE TOUR VICTORIES (1): 2000 Steamtown Classic.

MONEY & POSITION:

1991 — \$2,913 — 163	1995 — \$23,846 — 78	2000 — \$178,489 — 15
1992 — 60,589 — 18	1996 — 0	2002 — 97,595 — 47
1993 — 19,013 — 78	1998 — 2,591 — 192	2003 — 19,107 — 153
1994 — 5,100 — 141	1999 — 2,306 — 183	

BEST 2003 NATIONWIDE TOUR FINISH: T21—Price Cutter Charity Championship.

2003 NATIONWIDE TOUR SUMMARY: Tournaments entered—19; in money—7; Top-10 finishes—0

NATIONWIDE TOUR CAREER SUMMARY: Tournaments Entered—138; in money—92; Top-10 finishes—19

NATIONWIDE TOUR CAREER EARNINGS: \$411,549

PGA TOUR SUMMARY:

BEST PGA TOUR CAREER FINISH: T4—1988 Deposit Guaranty Golf Classic.

MONEY & POSITION:

1985 — \$10,466 — 177	1991 — \$1,866 — 303	1997 — \$67,829 — 188
1988 — 7,875 — 223	1992 — 0	2001 — 219,386 — 164
1989 — 44,650 — 169	1994 — 0	
1990 — 57,189 — 171	1996 — 66,450 — 186	

Other Prominent Players (cont.)

PGA TOUR CAREER SUMMARY: Tournaments Entered—157; in money—75; Top-10 finishes—1

PGA TOUR CAREER EARNINGS: \$475,712

HART, Steve **BIRTHDATE:** September 13, 1959 **BIRTHPLACE:** St. Paul, MN **RESIDENCE:** Jupiter, FL **HEIGHT:** 5-8 **WEIGHT:** 180 **FAMILY:** Wife, Pattie; Gregory (3/29/95), Christopher Ryan (9/6/96) **SPECIAL INTERESTS:** Fishing, real estate **TURNED PROFESSIONAL:** 1981 **OTHER INFORMATION:** Member of Nationwide Tour in 1993 and 1998. Member of PGA TOUR in 1983, 1989-1990, 1992, 1995, 1997 and 2000. T11 at the 1993 Central Georgia Open is his best of 14 top-25 career finishes on the Nationwide Tour. Had one top-25 on 2000 PGA TOUR, a T13 at the Compaq Classic of New Orleans. Was one shot off the lead after 18 holes. Winner of 1981 Palm Beach County Amateur Championship. Top 16 at the 1981 U.S. Amateur. Was T2 at 1995 PGA TOUR National Qualifying Tournament. Was able to play in only one event in 1996 due to neck and back problems. Played PGA TOUR under Special Medical Extension category in 1997. Leading money-winner on the 2001 Montgomery Tour. Finished No. 2 on the final money list of the 2002 Golden Bear Tour. Biggest thrill in golf is qualifying for the PGA TOUR eight times. Lists Byron Nelson as his hero. Got his start in golf from his step-father at the age of 11. Has been selling real estate for the past six years.



NATIONWIDE TOUR SUMMARY:

BEST NATIONWIDE TOUR CAREER FINISH: T11—1993 Central Georgia Open.

MONEY & POSITION:

1990 — \$0 1993 — \$15,387 — 90

1991 — 3,765 — 144 1998 — 21,890 — 91

NATIONWIDE TOUR CAREER SUMMARY: Tournaments Entered—51; in money—31; Top-10 finishes—0

NATIONWIDE TOUR CAREER EARNINGS: \$41,042

PGA TOUR SUMMARY:

BEST PGA TOUR CAREER FINISH: T13—2000 Compaq Classic of New Orleans.

MONEY & POSITION:

1982 — \$2,762 — 240 1990 — \$28,575 — 196 1996 — \$2,325 — 364

1983 — 19,314 — 153 1991 — 0 1997 — 37,714 — 220

1984 — 4,060 — 206 1992 — 69,124 — 157 1998 — 3,971 — 327

1985 — 0 1993 — 2,175 — 310 1999 — 0

1986 — 1,440 — 262 1994 — 0 2000 — 107,949 — 190

1989 — 40,079 — 171 1995 — 2,748 — 326

PGA TOUR CAREER SUMMARY: Tournaments Entered—219; in money—71; Top-10 finishes—0

PGA TOUR CAREER EARNINGS: \$322,237

HERRERA, Eduardo **BIRTHDATE:** April 28, 1965 **BIRTHPLACE:** Codazzi, Colombia **RESIDENCE:** Windermere, FL **HEIGHT:** 6-0 **WEIGHT:** 170 **FAMILY:** Wife, Adriana; Martin (10/14/94), Manuela (10/23/96), Marcela (10/13/98) **EDUCATION:** Brigham Young University (1988, Business and Finance) **SPECIAL INTERESTS:** Fishing, reading **TURNED PROFESSIONAL:** 1988 **OTHER INFORMATION:** Made the cut in 11 of 21 events during his rookie season on the 2003 Nationwide Tour. Finished the year No. 70 on the money list, with \$72,380. Posted six top-25 finishes, including his only two top-10s of the season in back-to-back weeks—T5 at the Virginia Beach Open and T9 at the SAS Carolina Classic. Finished No. 196 on the 2002 PGA TOUR money list, with \$109,953. Made the cut in seven of 23 tournaments, with his only top-25 finish an eighth-place showing at the B.C. Open. Fired four rounds in the 60s to collect a season-best \$65,100. Missed the cut in the Louisiana Open and then withdrew from the Arkansas Classic in the only two Nationwide Tour appearances of his career prior to 2003. First male golfer from Colombia to earn his PGA TOUR card. Colombian Marisa Baena plays on the LPGA. Earned PGA TOUR card at 2001 PGA TOUR Qualifying Tournament in second attempt. Had made four cuts in eight career PGA TOUR events prior to the 2002 season, with a T33 at the 1998 B.C. Open his best finish during that span. Member of Japan Golf Tour from 1996-2001. Collected one victory in four consecutive seasons on Japan Golf Tour: 1996 Daikyo Open, 1997 Gene Sarazen Jun Classic, 1998 Dydo Drinco Shizouka Open and 1999 Mizuno Open. Has 29 top-10s in 120 Japan Golf Tour events and finished in the top 30 on the Order of Merit his first four seasons on that tour. Has seven career holes-in-one during competitive rounds. Teammate of PGA TOUR member Rick Fehr at BYU.



NATIONWIDE TOUR SUMMARY:

BEST NATIONWIDE TOUR CAREER FINISH: T5—2003 VB Open.

MONEY & POSITION:

2002 — \$0 2003 — \$72,380 — 70

BEST 2003 NATIONWIDE TOUR FINISHES: T5—VB Open; T9—SAS Carolina Classic.

2003 NATIONWIDE TOUR SUMMARY: Tournaments entered—21; in money—11; Top-10 finishes—2

NATIONWIDE TOUR CAREER SUMMARY: Tournaments Entered—23; in money—11; Top-10 finishes—2

NATIONWIDE TOUR CAREER EARNINGS: \$72,380

PGA TOUR SUMMARY:

BEST PGA TOUR CAREER FINISH: 8—2002 B.C. Open.

MONEY & POSITION:

1986 — \$0 1997 — \$7,778 — 286 1999 — \$0

1995 — 8,733 — 263 1998 — 7,757 — 294 2002 — 109,953 — 196

PGA TOUR CAREER SUMMARY: Tournaments Entered—31; in money—11; Top-10 finishes—1

PGA TOUR CAREER EARNINGS: \$134,220

HILL, Jason **BIRTHDATE:** January 17, 1971 **BIRTHPLACE:** Dallas, TX **RESIDENCE:** Rockwall, TX; plays out of Buffalo Creek GC (Rockwall, TX); Waterview GC (Rowlett, TX) **HEIGHT:** 6-0 **WEIGHT:** 205 **FAMILY:** Wife, Nicole; Cole (3/1/00) **EDUCATION:** Baylor University (1993, Marketing) **SPECIAL INTERESTS:** Hunting, fishing **TURNED PROFESSIONAL:** 1993 **OTHER INFORMATION:** Member of the PGA TOUR in 2002 and a member of the Nationwide Tour in 2001 and 2003. Made the cut in eight of 22 starts on the 2003 Nationwide Tour, failing to crack the top 25 in any of those. Finished No. 188 on the 2002 PGA TOUR final money list, with \$150,860. Made the cut in six of 24 tournaments. Posted T14 finishes at the Michelob Championship at Kingsmill and the FedEx St. Jude Classic. Had played in only six Nationwide Tour events prior to the 2001 season, with a T14 finish at the 1997 Greater Austin Open his best to date. Had also participated in the EDS Byron Nelson Classic three times (1996-98) but failed to make the cut each time. Earned first PGA TOUR card by finishing 14th on the 2001 Nationwide Tour money list. Five top-10s included one victory and one third-place finish. Opening 67 gave him first-round lead at Steamtown Classic. Dropped to T4 after middle rounds of 71-69. Closed with 5-under 65 to win his first tournament by three strokes. Set tournament record with 8-under-par 272. Four-time winner on the Lone Star Tour. 1992 Southwest Conference co-champion with Justin Leonard.



NATIONWIDE TOUR SUMMARY:

NATIONWIDE TOUR VICTORIES (1): 2001 Steamtown Classic.

MONEY & POSITION:

1997 — \$2,845 — 170 1999 — \$0 2001 — \$166,899 — 14

1998 — 0 2000 — 0 2003 — 15,840 — 165

BEST 2003 NATIONWIDE TOUR FINISH: T32—Preferred Health Systems Wichita Open.

2003 NATIONWIDE TOUR SUMMARY: Tournaments entered—22; in money—8; Top-10 finishes—0

NATIONWIDE TOUR CAREER SUMMARY: Tournaments Entered—54; in money—26; Top-10 finishes—5

NATIONWIDE TOUR CAREER EARNINGS: \$185,584

PGA TOUR SUMMARY:

BEST PGA TOUR CAREER FINISHES: T14—2002 FedEx St. Jude Classic, Michelob Championship at Kingsmill.

MONEY & POSITION:

1996 — \$0 1998 — \$0

1997 — 0 2002 — 150,860 — 188

PGA TOUR CAREER SUMMARY: Tournaments Entered—27; in money—6; Top-10 finishes—0

PGA TOUR CAREER EARNINGS: \$150,860

HORGAN III, P.H. **BIRTHDATE:** August 22, 1960 **BIRTHPLACE:** Newport, RI **RESIDENCE:** Newport, RI; plays out of Newport CC **HEIGHT:** 5-10 **WEIGHT:** 170 **FAMILY:** Wife, Margaret; Henry (10/4/00) **EDUCATION:** University of Rhode Island (1983, Economics) **SPECIAL INTERESTS:** Boating, fishing **TURNED PROFESSIONAL:** 1984 **OTHER INFORMATION:** Member of the PGA TOUR from 1989-94 and 1997-2000. Member of the Nationwide Tour in 1991, 1994-96 and 2003. Most recently made the cut in two of 10 starts on the 2003 Nationwide Tour, with a T45 at the Samsung Canadian PGA Championship his best showing. Posted a T17 at the Monterrey Open on 2000 Nationwide Tour. Missed the cut in his two additional appearances on Tour that season. Posted the best single-season earnings total of his 10 years on the PGA TOUR in 1999, with \$265,956. Lone top-10 came at the Doral-Ryder Open, where he posted rounds of 69-70-71-68 on his way to a T8 finish. Posted a 64, his low round of the year, at the FedEx St. Jude Classic. Played on the Nationwide Tour in 1991, winning first start at the Yuma Open. Later that year added the Macon Open crown on his way to a third-place finish on money list to earn PGA TOUR membership the following year. Also won 1996 Alabama Classic, one of nine top-10 finishes on the Nationwide Tour that year. Ended up No. 7 on the final money list, with \$120,760. Winner of 1994 Rhode Island Open. Attended Rhode Island on a football scholarship before switching focus to golf.



NATIONWIDE TOUR SUMMARY:

NATIONWIDE TOUR VICTORIES (3): 1991 Yuma Open, Macon Open. 1996 Alabama Classic.

MONEY & POSITION:

1991 — \$84,432 — 3 1995 — \$42,713 — 47 2003 — \$3,049 — 266

1992 — 2,850 — 165 1996 — 120,760 — 7

1994 — 5,199 — 139 2000 — 6,105 — 193

Other Prominent Players (cont.)

BEST 2003 NATIONWIDE TOUR FINISH: T45—Samsung Canadian PGA Championship.

2003 NATIONWIDE TOUR SUMMARY: Tournaments entered—10; in money—2; Top-10 finishes—0

NATIONWIDE TOUR CAREER SUMMARY: Tournaments Entered—94; in money—48; Top-10 finishes—20

NATIONWIDE TOUR CAREER EARNINGS: \$265,107

PGA TOUR SUMMARY:

BEST PGA TOUR CAREER FINISHES: 5—1997 Greater Vancouver Open, T5—1989 USF&G Classic, 1998 Deposit Guaranty Golf Classic.

MONEY & POSITION:

1983 —	\$0	1990 —	\$72,898 —154	1995 —	\$2,463 —332
1984 —	0	1991 —	2,912 —268	1997 —	226,249 —105
1986 —	0	1992 —	123,684 —116	1998 —	224,100 —126
1987 —	0	1993 —	105,571 —141	1999 —	265,956 —142
1989 —	63,787 —152	1994 —	53,734 —186	2000 —	80,612 —202

PGA TOUR CAREER SUMMARY: Tournaments Entered—271; in money—121; Top-10 finishes—13

PGA TOUR CAREER EARNINGS: \$1,221,965

HOWISON, Ryan BIRTHDATE: December 26, 1966 **BIRTHPLACE:**

Columbus, OH **RESIDENCE:** Jupiter, FL; plays out of Abacoa GC **HEIGHT:** 5-10 **WEIGHT:** 185 **FAMILY:** Single **EDUCATION:** North Carolina (1989, Business Administration) **SPECIAL INTERESTS:** Baseball, church, his labrador retriever Brandy **TURNED PROFESSIONAL:** 1990 **OTHER INFORMATION:** Member of Nationwide Tour from 1996-1999 and 2001-03. Member of the PGA TOUR in 1995 and 2000. Made the cut in 13 of 21 events on the 2003 Nationwide Tour. Finished the season No. 94 on the money list, with \$44,369. Cracked the top 25 on five occasions, including three times in his last five events of the year. T15 at the Mark Christopher Charity Classic was his top performance of the season. Ranked seventh on Tour in Putts Per Round (28.46). Finished No. 170 on the 2002 Nationwide Tour money list, with \$11,089. Made the cut in four of 11 tournaments. Tallied two top-25 finishes, including a T22 at the LaSalle Bank Open and a T24 at the Price Cutter Charity Championship. Made the cut in 13 of 23 Nationwide Tour events in 2001, with two top-25 finishes—T8 at the Omaha Classic and T14 at the Gila River Golf Classic, where he posted a season-best 15-under-par total. During the 2000 PGA TOUR season, recorded just one top-30 finish, a T29 at the Shell Houston Open to finish No. 193 on the final money list. Two-time winner on the Nationwide Tour in 1999. Finished 10th on the season money list to earn his spot on the 2000 PGA TOUR. Carded a final-round 68 to come from two strokes off the pace and win the Lakeland Classic by one over Glen Hnatuk, Jim McGovern and Shaun Micheel. Joined Chris Smith (1995, 1997 Dakota Dunes Open) as the only players in Tour history to win the same event twice. Second victory came at the Ozarks Open in a playoff over Edward Fryatt. Finished 18-under at Ozarks and overcame a six-stroke deficit at the midpoint to join Fryatt in the playoff. Had three runner-up finishes in 1998, including playoff losses at the Knoxville Open and the Dakota Dunes Open. Earned his first career Nationwide Tour victory at the 1997 season-opening Lakeland Classic by three strokes over Mark Carnevale. Earned card for 1995 PGA TOUR at 1994 National Qualifying Tournament, where he finished T37. Status allowed him only 19 PGA TOUR events, so he filled balance of 1995 with 11 Nationwide Tour events. Winner of the 1993 Bahamas Lucaya Pro-Am and 1994 Benson & Hedges Trinidad & Tobago Open. Was a third baseman on the 1989 North Carolina baseball team which advanced to the College World Series in Omaha. Won College Scholar-Athlete Award in 1989 at UNC. Did not play college golf. Says he decided to pursue a golf career the day after the 1989 College World Series. Has twice undergone shoulder surgery due to baseball injury.



NATIONWIDE TOUR SUMMARY:

NATIONWIDE TOUR VICTORIES (3): 1997 Lakeland Classic, 1999 Lakeland Classic, Ozarks Open.

MONEY & POSITION:

1993 —	\$0	1998 —	\$100,477 —22	2002 —	\$11,089 —170
1995 —	17,876 —93	1999 —	154,815 —10	2003 —	44,369 —94
1996 —	14,148 —102	2000 —	1,290 —272		
1997 —	39,298 —52	2001 —	40,084 —92		

BEST 2003 NATIONWIDE TOUR FINISHES: T15—Mark Christopher Charity Classic; T16—Permian Basin Charity Golf Classic; T17—Gila River Classic at Wild Horse Pass Resort; T21—Price Cutter Charity Championship; T23—The Reese's Cup Classic.

2003 NATIONWIDE TOUR SUMMARY: Tournaments entered—21; in money—13; Top-10 finishes—0

NATIONWIDE TOUR CAREER SUMMARY: Tournaments Entered—171; in money—91; Top-10 finishes—14

NATIONWIDE TOUR CAREER EARNINGS: \$423,444

PGA TOUR SUMMARY:

BEST PGA TOUR CAREER FINISH: T29—2000 Shell Houston Open.

MONEY & POSITION:

1995 —	\$11,078 —255	1998 —	\$3,996 —325	2000 —	\$99,149 —193
--------	---------------	--------	--------------	--------	---------------

PGA TOUR CAREER SUMMARY: Tournaments Entered—50; in money—16; Top-10 finishes—0

PGA TOUR CAREER EARNINGS: \$114,222

HUBER, Keith BIRTHDATE: November 10, 1965 **BIRTHPLACE:** Fresno, CA **RESIDENCE:** Fresno, CA; plays out of Fort Washington CC **HEIGHT:** 6-1

WEIGHT: 215 **FAMILY:** Wife, Ann **EDUCATION:** California State University-Stanislaus **SPECIAL INTERESTS:** Snowboarding **TURNED PROFESSIONAL:** 1992 **OTHER INFORMATION:** Finished T52 at the 1999 Boise Open, his only made cut in two career appearances on the Nationwide Tour. Won on the 2003 Golden State Tour. Has also played on the Hooters and California Tours. Had two top-25 finishes on the 2003 Hooters Tour, with T11 at the David Hooten Invitational his best showing. Was an All-American selection in 1991. Making it to the final stage of the 2003 PGA TOUR Qualifying Tournament is his biggest thrill in golf. Cites his dad as his hero. Non-golf related jobs held include recapping tires for two years after high school.



NATIONWIDE TOUR SUMMARY:

BEST NATIONWIDE TOUR CAREER FINISH: T52—1999 Boise Open.

MONEY & POSITION:

1999 —	829 —236	2000 —	0
--------	----------	--------	---

NATIONWIDE TOUR CAREER SUMMARY: Tournaments Entered—5; in money—1; Top-10 finishes—0

NATIONWIDE TOUR CAREER EARNINGS: \$829

J

JAIDEE, Thongchai BIRTHDATE: November 8, 1969 **BIRTHPLACE:**

Lopburi, Thailand **RESIDENCE:** Phuket, Thailand; plays out of Singha Beer GC **HEIGHT:** 5-9 **WEIGHT:** 160 **FAMILY:** Wife, Namfon; Titituch **SPECIAL INTERESTS:** Soccer **TURNED PROFESSIONAL:** 1999 **OTHER INFORMATION:** Will be making his first appearance on the 2004 Nationwide Tour. Has made the cut in three of four career starts on the PGA TOUR. Finished T66 in 2003 and T57 in 2002 at the WGC-American Express Championship. Other made cut came was a T74 at the 2001 U.S. Open, making him the first Thai to play in a major championship. Fired rounds of 73-73-72-78 at Southern Hills CC. Got into the tournament after finishing first in the U.S. Open sectional qualifier at El Caballero CC in Tarzana, CA. Withdrew with a shoulder injury after an opening-round 80 at the 2002 British Open. Turned pro in 1999, the year after winning the Thailand Amateur. Has played primarily on the Asian PGA Tour. Most recently notched his biggest career victory by claiming the season-ending Volvo Masters of Asia. The win made him the top career money-winner on the Asian PGA Tour. Finished T10 at the 2003 Johnnie Walker Classic. Winner of the 2000 Kolon Cup Korean Open, 2001 Indian Open and the 2002 London Myanmar Open. Winner of the 2000 Singha Bangkok Open on the Thai PGA TOUR. As an amateur, won the Singapore, Thailand and Pakistan Amateur Opens, as well as earning victories at the 1997 and 1998 Putra Cup. Also a member of the winning team at the Southeast Asian Games. Joined the army at 19 as a paratrooper and taught himself how to play on the Lopburi GC north of Bangkok. After two years of mandatory service ended in 1991, stayed in the army for nine more years so he would have access to a golf course. Began each morning running seven miles before practicing for up to 12 hours.



PGA TOUR SUMMARY:

BEST PGA TOUR CAREER FINISH: T57—2002 WGC-American Express Championship.

MONEY & POSITION:

2001 —	\$8,863	2002 —	\$0	2003 —	\$0
--------	---------	--------	-----	--------	-----

BEST 2003 PGA TOUR FINISHES: T66—WGC-American Express Championship.

2003 PGA TOUR SUMMARY: Tournaments entered—1; in money—1; Top-10 finishes—0

PGA TOUR CAREER SUMMARY: Tournaments Entered—4; in money—3; Top-10 finishes—0

PGA TOUR CAREER EARNINGS: \$8,863

JOHNSON, Eric BIRTHDATE: October 11, 1962 **BIRTHPLACE:** Seaside, OR **RESIDENCE:** Eugene, OR; plays out of Eugene CC; Shadow Hills CC, (Junction City, OR) **HEIGHT:** 6-1 **WEIGHT:** 190 **FAMILY:** Wife,

Suzie; Jordin Mary (5/24/00) **EDUCATION:** University of Oregon **SPECIAL INTERESTS:** Fishing, reading, cooking **TURNED PROFESSIONAL:** 1983 **OTHER INFORMATION:** Member of Nationwide Tour in 1993, 1995-96 and 1998-2002. Member of PGA TOUR in 1997. Missed the cut in all five starts on the 2003 Nationwide Tour. Finished No. 101 on the 2002 Nationwide Tour, with \$34,616. Made the cut in eight of 24 tournaments with his best finish a T9 at the Oregon Classic. Only other top-25s came at the Utah Classic (T11) and the State Farm Open (T12). Made the cut in eight of 19 events on the 2001 Nationwide Tour, with three top-25 finishes. Had his best finish of the 2000 campaign in the final full-field event at the Inland Empire Open, where he posted rounds of 69-65-66 to move into a tie for third place. Even-par 72 on Sunday left him in a six-way T2. Earned 1997 PGA TOUR membership by finishing 10th on 1996 Nationwide Tour money list, edging Brent Geiberger by \$112 for the final spot that year. Winner of 1996 Knoxville Open and 1998 South Florida Classic. Earned first career win at Knoxville by two strokes. Collected second win at the 1998 South Florida Classic, thanks to course-record 63 in the third round. A successful mini-tour player, at one point was the all-time leader in career earnings and victories on T.C. Jordan Tour. Has won five career titles on the 2003 Hooters Tour. Winner of 1980 U.S. Junior Amateur Championship, defeating Bruce Soulsby, 4 and 3, in the finals. All-America selection in 1982 at Oregon. Former club professional at Shadow Hills CC in Junction City, current site of the Oregon Classic.



Other Prominent Players (cont.)

NATIONWIDE TOUR SUMMARY:

NATIONWIDE TOUR VICTORIES (2): 1996 Knoxville Open. 1998 South Florida Open.

MONEY & POSITION:

1991 — \$1,176 — 213 1996 — \$103,929 — 10 2000 — \$24,763 — 123
1992 — 1,641 — 205 1997 — 7,663 — 139 2001 — 27,248 — 119
1993 — 16,223 — 89 1998 — 91,598 — 26 2002 — 34,616 — 101
1995 — 45,639 — 46 1999 — 16,608 — 105 2003 — 0

2003 NATIONWIDE TOUR SUMMARY: Tournaments entered—5; in money—0; Top-10 finishes—0

NATIONWIDE TOUR CAREER SUMMARY: Tournaments Entered—189; in money—84; Top-10 finishes—20

NATIONWIDE TOUR CAREER EARNINGS: \$371,103

PGA TOUR SUMMARY:

BEST PGA TOUR CAREER FINISH: T12—1997 GTE Byron Nelson Golf Classic.

MONEY & POSITION:

1991 — \$0 1994 — \$0
1993 — 1,880 — 319 1997 — 92,091 — 171

PGA TOUR CAREER SUMMARY: Tournaments Entered—34; in money—12; Top-10 finishes—0

PGA TOUR CAREER EARNINGS: \$93,971

JOHNSON, Richard BIRTHDATE: February 2, 1972 **BIRTHPLACE:**

Cardiff, Wales **RESIDENCE:** Martinez, GA; plays out of Vale of Glamorgan GC (Cardiff, Wales) **HEIGHT:** 6-4 **WEIGHT:** 220 **FAMILY:** Sydney (6/8/96), Kipp (1/17/98) **EDUCATION:** Augusta State University (1995, Marketing) **SPECIAL INTERESTS:** All sports **TURNED PROFESSIONAL:** 1995 **OTHER INFORMATION:** Member of Nationwide Tour in 1999-2003. Struggled through the 2003 campaign, making the cut in just two of 17 tournaments. T26 at the LaSalle Bank Open was his top finish. Finished the 2002 season No. 145 on the money list, with \$17,662. Made the cut in seven of 25 tournaments. Only top-25 performance was T19 at the Albertsons Boise Open. Made the cut in five of his first 11 events in 2001 before breaking a bone in his wrist at the Dayton Open to end his season. Was three strokes off the 54-hole lead at the season-opening Florida Classic. T10 the following week at the Monterrey Open in Mexico. Season ended in June at Dayton. Earned his second career win by taking the inaugural 2000 Monterey Peninsula Classic. Was tied for 61st after opening-round 75, eight strokes behind leader Conrad Ray. Second-round 71 moved him to a tie for 17th but still eight shots back of leader Pat Perez. Third-day 71 got him into a tie for eighth place, seven strokes back of Perez. Charged to his second win with a closing 68 to defeat Michael Allen by one shot. Comeback from seven shots was the largest on Tour in 2000. At the time it matched the third-best come-from-behind effort in Tour history. His winning score of 285 was the highest by a tournament winner in 2000. His opening 75 was also the highest start by a tournament winner that year. First top-10 finish came at the Wichita Open, where he T4 to earn \$17,600 and jump to No. 81 on the money list. Made the cut in eight of his last 13 events, earning nearly 94 percent of his season total in that span. One of three players (Jaxon Brigran, Rob Bradley) to play in 30 events that season. Held on to his third-round lead to win the 1999 Florida Classic by two strokes over Bobby Wadkins. Recorded two eagles in the first round of the 1999 Dakota Dunes Open. Member of the 1993 European Amateur team. T12 at the 1998 Peugeot Open De Espana. All-American in 1995 at Augusta State University. Member of the 1994 Great Britain/Ireland amateur team that competed against Europe. Father, Peter Johnson, is the pro at Vale of Glamorgan in Cardiff, Wales, and is chairman of the PGA in Wales. Ran the Waffle House restaurant on Washington Road in Augusta, GA, during Masters week of 1997. Also sold cars early in his career.



NATIONWIDE TOUR SUMMARY:

NATIONWIDE TOUR VICTORIES (2): 1999 Florida Classic. 2000 Monterey Peninsula Classic.

MONEY & POSITION:

1999 — \$81,822 — 28 2001 — \$21,741 — 132 2003 — \$4,745 — 240
2000 — 148,285 — 25 2002 — 17,662 — 145

BEST 2003 NATIONWIDE TOUR FINISH: T26—LaSalle Bank Open.

2003 NATIONWIDE TOUR SUMMARY: Tournaments entered—17; in money—2; Top-10 finishes—0

NATIONWIDE TOUR CAREER SUMMARY: Tournaments Entered—112; in money—44; Top-10 finishes—6

NATIONWIDE TOUR CAREER EARNINGS: \$274,255

PGA TOUR SUMMARY:

BEST PGA TOUR CAREER FINISH: T36—2001 AT&T Pebble Beach National Pro-Am.

MONEY & POSITION:

2001 — \$18,029

PGA TOUR CAREER SUMMARY: Tournaments Entered—1; in money—1; Top-10 finishes—0

PGA TOUR CAREER EARNINGS: \$18,029

JONES, Matthew BIRTHDATE: April 19 **BIRTHPLACE:** Sydney, New South Wales, Australia **RESIDENCE:** Scottsdale, AZ **HEIGHT:** 6-0

WEIGHT: 170 **FAMILY:** Single **EDUCATION:** Arizona State University

SPECIAL INTERESTS: Watching TV, relaxing **TURNED**

PROFESSIONAL: 2001 **OTHER INFORMATION:** Made the cut in

four of eight appearances on the 2002 Nationwide Tour. Fired rounds

of 68-75-69-71 to finish 1-under-par 283 at the SAS Carolina Classic.

The T15 was his top finish of the season. In his next start was T41 at the Northeast

Pennsylvania Classic, marking his second-best finish of the year. Has also played on

the PGA Tour of Australasia. 2001 first-team All-American while at Arizona State

University. Helped lead Sun Devils to a sixth-place finish at the NCAA Championship.

Shared medalist honors at the 2001 NCAA West Regional with fellow Nationwide

Tour player Kyle Thompson. Finished third at the 2001 Pac-10 Championship. Cites hit-

ting a good shot as his biggest thrill in golf. Got his start in golf from his father, broth-

er and uncle.



NATIONWIDE TOUR SUMMARY:

BEST NATIONWIDE TOUR CAREER FINISH: T15—2002 SAS Carolina Classic.

MONEY & POSITION:

2002 — \$11,844 — 167

NATIONWIDE TOUR CAREER SUMMARY: Tournaments Entered—8; in money—4; Top-10 finishes—0

NATIONWIDE TOUR CAREER EARNINGS: \$11,844

JUDAH, Billy BIRTHDATE: July 24, 1974 **BIRTHPLACE:** Norfolk, VA

RESIDENCE: Virginia Beach, VA; plays out of Green Brier CC

(Chesapeake, VA) **HEIGHT:** 6-0 **WEIGHT:** 185 **FAMILY:** Single **EDU-**

CATION: Anderson College **SPECIAL INTERESTS:** Fishing,

NASCAR **TURNED PROFESSIONAL:** 1997 **OTHER INFORMA-**

TION: Member of the Nationwide Tour in 2001-02. Failed to make

the cut in five appearances on Tour in 2003. Finished No. 81 on the

2002 Nationwide Tour money list during his sophomore season on Tour. Made the cut

in 10 of 25 tournaments. Posted T10s at both the Lake Erie Charity Classic and the

Hershey Open. Struggled early during his rookie season on the Tour, making the cut in

just one of his first 10 events in 2001. Bounced back by making the cut in 11 of his

last 15, with four top-10 finishes. Had a stroke average of 73.86 in his first 10 events

and 70.1 in final 15. Was T5 at the Wichita Open, posting a season-best 18-under-par

total. Was two strokes back of 54-hole leader John Rollins at the Tri-Cities Open.

Final-round 72 left him in a T4. Shared the 54-hole lead at the Boise Open the follow-

ing week. Posted an even-par 71 at Hillcrest CC to T3, two shots back of tournament

winner Michael Long. Was four strokes off the pace after 54 holes at the Shreveport

Open. His final-day 69 put him in a T6 in the final full-field event on the 2001 sched-

ule. Ranked No. 5 in Third-Round Scoring Average (69.08) and No. 7 in Par 4 Birdie

Leaders (19.2 percent) in 2001. Missed the cut in his only two Nationwide Tour events

in 2000. Biggest thrill in golf was winning the 2000 Virginia State Open. National

Junior College Athletic Association All-American in 1994-95.



NATIONWIDE TOUR SUMMARY:

BEST NATIONWIDE TOUR CAREER FINISH: T3—2001 Boise Open.

MONEY & POSITION:

1997 — \$0 2001 — \$98,001 — 48 2003 — \$0
2000 — 0 2002 — 48,748 — 81

2003 NATIONWIDE TOUR SUMMARY: Tournaments entered—5; in money—0; Top-10 finishes—0

NATIONWIDE TOUR CAREER SUMMARY: Tournaments Entered—57; in money—22; Top-10 finishes—6

NATIONWIDE TOUR CAREER EARNINGS: \$146,749

K

KALINOWSKI, Bobby BIRTHDATE: February 18, 1972 **BIRTHPLACE:**

Stuttgart, Germany **RESIDENCE:** Scottsdale, AZ **HEIGHT:** 6-0

WEIGHT: 175 **EDUCATION:** University of Colorado (1994,

Communication) **SPECIAL INTERESTS:** Cooking, fishing **TURNED**

PROFESSIONAL: 1994 **OTHER INFORMATION:** Member of the

Nationwide Tour in 2001. Made the cut in two of three Nationwide

Tour starts in 2003. Fired a second-round 63 to take the 36-hole lead

at the Alberta Calgary Classic in August. Struggled on the weekend, with rounds of 73-

71 that dropped him to a T31. Three weeks later, was tied for ninth after 36 holes at

the Albertsons Boise Open. Added rounds of 71-69 to wind up T11, his best finish in

29 career starts on the Nationwide Tour. Member of the Canadian Tour for six years.

Made the cut in 14 of 24 starts over the past two years, with his best finish a T4 at the

2002 MTS Classic. Played in five PGA TOUR events in his career but failed to make a

cut. Was the 1993 and 1994 Big 8 Conference champion, as well as an All-America

selection in those two years. Has one hole-in-one during competition. Brother of

Nationwide Tour member Tom Kalinowski.



NATIONWIDE TOUR SUMMARY:

BEST NATIONWIDE TOUR CAREER FINISH: T11—2003 Albertsons Boise Open.

Other Prominent Players (cont.)

MONEY & POSITION:

1996 — \$450 — 280 2000 — \$0 2002 — \$0
1999 — 0 2001 — 1,249 — 296 2003 — 15,465 — 167

BEST 2003 NATIONWIDE TOUR FINISH: T11—Albertsons Boise Open.

2003 NATIONWIDE TOUR SUMMARY: Tournaments entered—3; in money—2; Top-10 finishes—0

NATIONWIDE TOUR CAREER SUMMARY: Tournaments Entered—29; in money—4; Top-10 finishes—0

NATIONWIDE TOUR CAREER EARNINGS: \$17,164

PGA TOUR SUMMARY:

MONEY & POSITION:

2000 — \$0 2001 — \$0

PGA TOUR CAREER SUMMARY: Tournaments Entered—5; in money—0; Top-10 finishes—0

KAMM, Brian **BIRTHDATE:** September 3, 1961 **BIRTHPLACE:** Rochester, NY **RESIDENCE:** Tampa, FL; plays out of Avila CC **HEIGHT:** 5-6 **WEIGHT:** 160 **FAMILY:** Wife, Yvette; Brandy (11/7/84), Michael (5/3/87) **EDUCATION:** Florida State University **SPECIAL INTERESTS:** All sports **TURNED PROFESSIONAL:** 1985 **OTHER INFORMATION:** Member of the Nationwide Tour in 1992, 1997 and from 1999-2003. Member of the PGA TOUR in 1990-91 and 1993-98. Made the cut in four of 14 starts in 2003, with a T23 at The Reese's Cup Classic his best showing. Ranked No. 14 in Sand Save Percentage. Finished No. 141 on the 2002 Nationwide Tour money list, with \$18,166. Made the cut in five of 20 tournaments. Finished the year with a season-best T15 at the weather-shortened Hibernia Southern Open, with rounds of 67-71-67. Only other top-25 finish was a T19 at the Albertsons Boise Open. Was the first-round leader after firing a 7-under-par 64 but followed with over-par rounds of 72-73-72. Made the cut in 16 of 22 events in 2001, with five top-10 finishes. Opened the year with par-or-better scores in 26 of his first 30 rounds. Had three top-10 finishes in his first eight tournaments, with a T5 at the Arkansas Classic. Had consecutive top 10s at the Richmond Open (eighth) and the Steamtown Classic (T9). Held the second- and third-round leads at the Shreveport Open, the last full-field event of the 2001 campaign. Closing 3-under-par 69 left him one shot back of winner Pat Bates. Was T8 at the Tour Championship the next week. In 2000, he closed with a 68 at the Mississippi Gulf Coast Open for his only top-10 of the season, a T5 finish. Was T3, two strokes behind winner Kevin Johnson at the 1999 South Carolina Classic. Finished eighth on the 1997 Nationwide Tour money list to gain his PGA TOUR card for the 1998 season. Began 1997 with two runner-up finishes in his first five events and solidified his standing with a T5 at the season-ending Tour Championship. Finished seventh on 1992 Nationwide Tour money list to advance to final of PGA TOUR Qualifying Tournament, where he earned membership on 1993 PGA TOUR. Winner of 1992 Panama City Beach Classic on the Nationwide Tour. Best PGA TOUR finish came in 1994 Bell Canadian Open, a T6, four strokes behind Nick Price. Has a total of nine top-10 finishes on the PGA TOUR. Winner of 1987 North Dakota Open. Won two collegiate tournaments while at Florida State.



NATIONWIDE TOUR SUMMARY:

NATIONWIDE TOUR VICTORIES (1): 1992 Panama City Beach Classic.

MONEY & POSITION:

1990 — \$690 — 251 1998 — \$17,104 — 101 2002 — \$18,166 — 141
1991 — 3,619 — 147 1999 — 30,246 — 78 2003 — 10,834 — 188
1992 — 88,608 — 7 2000 — 52,071 — 83
1997 — 118,005 — 8 2001 — 138,714 — 28

BEST 2003 NATIONWIDE TOUR FINISH: T23—The Reese's Cup Classic.

2003 NATIONWIDE TOUR SUMMARY: Tournaments entered—14; in money—4; Top-10 finishes—0

NATIONWIDE TOUR CAREER SUMMARY: Tournaments Entered—158; in money—84; Top-10 finishes—24

NATIONWIDE TOUR CAREER EARNINGS: \$478,057

PGA TOUR SUMMARY:

BEST PGA TOUR CAREER FINISH: T6—1994 Bell Canadian Open.

MONEY & POSITION:

1986 — \$538 — 292 1992 — \$20,020 — 211 1996 — \$64,988 — 190
1988 — 1,163 — 301 1993 — 183,185 — 94 1998 — 87,326 — 189
1990 — 8,775 — 237 1994 — 181,884 — 98
1991 — 81,932 — 146 1995 — 165,235 — 118

PGA TOUR CAREER SUMMARY: Tournaments Entered—202; in money—92; Top-10 finishes—9

PGA TOUR CAREER EARNINGS: \$795,047

KLAUK, John **BIRTHDATE:** March 14, 1979 **BIRTHPLACE:** Boynton Beach, FL **RESIDENCE:** Ponte Vedra Beach, FL; plays out of TPC at Sawgrass **HEIGHT:** 5-11 **WEIGHT:** 160 **FAMILY:** Single **EDUCATION:** University of Texas (2003, Youth and Community Studies) **SPECIAL INTERESTS:** Working out **TURNED PROFESSIONAL:** 2003 **OTHER INFORMATION:** Will be a rookie on the 2004 Nationwide Tour. Played on the 2003 Gateway Tour, where he made the cut in nine of 13 starts. Best finish was a T8 at the Johnson Bank Classic in Scottsdale, AZ. Helped Texas Longhorns to a T3 finish at the 2002 NCAA Championship, the team's best finish since 1995.



Second-team Ping All-American. Two-time All-Big 12 Conference choice. Named to the 2002 Big 12 Championship all-tournament Team. Top finisher on the team in eight of 14 events. Won the Morris Williams Intercollegiate, his second career victory. Ranked No. 2 in scoring average among Big 12 schools. Winner of the 2002 Western Amateur. Quarterfinalist at the 2002 U.S. Amateur. Named to the 2002 Palmer Cup team, where his 2-2 singles record helped the United States team defeat the team from Great Britain/Ireland, 15 1/2 to 8 1/2. Winner of the 2001 NCAA Central Regional. Third-team All-American in 2001. Has missed the cut in all three career PGA TOUR starts. Represented the United States in Spain at the 1997 inaugural Junior Ryder Cup and in Japan as a member of the World Junior team. Older brother, Jeff, is a member of the Nationwide Tour. Father is the superintendent at the TPC at Sawgrass in Ponte Vedra Beach, FL. Says his biggest thrill in golf is winning the Western Amateur.

PGA TOUR SUMMARY:

MONEY & POSITION:

2002 — \$0 2003 — \$0

2003 PGA TOUR SUMMARY: Tournaments entered—2; in money—0; Top-10 finishes—0

PGA TOUR CAREER SUMMARY: Tournaments Entered—3; in money—0; Top-10 finishes—0

L

LAYCOCK, Scott **BIRTHDATE:** September 15, 1971 **BIRTHPLACE:**

Brisbane, Australia **RESIDENCE:** Melbourne, Victoria, Australia

HEIGHT: 5-11 **WEIGHT:** 198 **FAMILY:** Wife, Janet; Joel David

(6/29/99) **SPECIAL INTERESTS:** Cooking, gardening, go-karting

TURNED PROFESSIONAL: 1994 **OTHER INFORMATION:**

Member of the PGA TOUR in 2003. Has been a member of the PGA Tour of Australasia since 1994. The Australian earned his first PGA TOUR card in his initial attempt at the National Qualifying Tournament in 2002. Made the cut in 10 of 25 starts on the 2003 PGA TOUR and finished No. 156 on the money list. His only top-10 finish was a T10 at the FBR Capital Open in June. Was T6 after 36 holes at the 84 Lumber Classic of Pennsylvania, but a third-round 77 dropped him out of contention. Played in five TOUR events in 2002, with his only cut a 60th-place finish at the WGC-American Express Championship. Missed the cut at both the British Open and the PGA Championship. T12 at the Jacob's Creek Open to begin the 2002 Nationwide Tour. Finished fourth on Australasian Tour Order of Merit in 2002. Runner-up at the Holden Australian Open and T2 at the ANZ Championship. 2001 Japan Tour Rookie of the Year after two runner-up and two third-place finishes. Won the 2002 Bridgestone Open on the Japan Golf Tour and was runner-up at the Fujisankei Classic. Represented his state in soccer in 1984.



NATIONWIDE TOUR SUMMARY:

BEST NATIONWIDE TOUR CAREER FINISH: T12—2002 Jacob's Creek Open Championship.

MONEY & POSITION:

2002 — \$8,938 — 184 2003 — \$1,768 — 302

BEST 2003 NATIONWIDE TOUR FINISH: T44—Chitimacha Louisiana Open.

2003 NATIONWIDE TOUR SUMMARY: Tournaments entered—2; in money—1; Top-10 finishes—0

NATIONWIDE TOUR CAREER SUMMARY: Tournaments Entered—4; in money—2; Top-10 finishes—0

NATIONWIDE TOUR CAREER EARNINGS: \$10,706

PGA TOUR SUMMARY:

BEST PGA TOUR CAREER FINISH: T10—2003 FBR Capital Open.

MONEY & POSITION:

2002 — \$0 2003 — \$300,342 — 156

BEST 2003 PGA TOUR FINISH: T10—FBR Capital Open.

2003 PGA TOUR SUMMARY: Tournaments entered—25; in money—10; Top-10 finishes—1

PGA TOUR CAREER SUMMARY: Tournaments Entered—30; in money—11; Top-10 finishes—1

PGA TOUR CAREER EARNINGS: \$300,342

LEBRUN, Steve **BIRTHDATE:** May 15, 1978 **BIRTHPLACE:** Palm Beach,

FL **RESIDENCE:** West Palm Beach, FL **HEIGHT:** 5-11 **WEIGHT:** 175

FAMILY: Single **EDUCATION:** Florida Atlantic University (2000,

Communications) **SPECIAL INTERESTS:** Movies, music **TURNED**

PROFESSIONAL: 2000 **OTHER INFORMATION:** Rookie on the

2004 Nationwide Tour. Monday qualifier at the 2003 Miccosukee

Championship, where he T34 in his first-ever Nationwide Tour start.

Made it through the first and second stages of last year's Q-School. First-stage medal-

ist at Pensacola CC site. Won the 2002 Hooters Tour Championship. Lists Roger

Clemens among his heroes.



Other Prominent Players (cont.)

NATIONWIDE TOUR SUMMARY:

BEST NATIONWIDE TOUR CAREER FINISH: T34—2003 Miccosukee Championship.

MONEY & POSITION:

2003 — \$2,900 —270

BEST 2003 NATIONWIDE TOUR FINISHES: T34—Miccosukee Championship.

2003 NATIONWIDE TOUR SUMMARY: Tournaments Entered—1; in money—1; Top-10 finishes—0

NATIONWIDE TOUR CAREER SUMMARY: Tournaments Entered—1; in money—1; Top-10 finishes—0

NATIONWIDE TOUR CAREER EARNINGS: \$2,900

2003 PGA TOUR SUMMARY: Tournaments Entered—0; in money—0; Top-10 finishes—0

M

MARTIN, Casey BIRTHDATE: June 2, 1972 **BIRTHPLACE:** Eugene, OR **RESIDENCE:** Eugene, OR; plays out of Eugene CC **HEIGHT:** 6-2 **WEIGHT:** 170 **FAMILY:** Single **EDUCATION:** Stanford University (1995, Economics) **SPECIAL INTERESTS:** Piano, Bible study **TURNED PROFESSIONAL:** 1995 **OTHER INFORMATION:** Member of the PGA TOUR in 2000 and Nationwide Tour in 1998-99 and 2001-03. Made the cut in 11 of 22 starts on the 2003 Nationwide Tour, including his last four. His T24 at the Mark Christopher Charity Classic and T14 at the Monterey Peninsula Classic were his best finishes of the year. Made the cut in five of 14 starts in 2002. Was T3 at the inaugural LaSalle Bank Open. Opened with a 3-over 75 but rallied with rounds of 67-70-68 to post his best finish since a third-place effort at the 1999 New Mexico Classic. Best round of the year was a 66 in the opening round of the Preferred Health Systems Wichita Open, where he was one shot back of first-day leader Barry Cheesman. Ranked No. 7 in Third-Round Scoring Average (69.4). Made the cut in nine of 21 tournaments during the 2001 Nationwide Tour season. Best finish was a T20 at the Permian Basin Open after an opening-round and season-best 66. Made the cut in 14 of 29 PGA TOUR events in 2000 with his only top-25 finish a T17 at the Touchstone Energy Tucson Open. Best round of the year was a 64 in the first round of the Invensys Classic in Las Vegas. Earned his first Nationwide Tour win at the 1998 season-opening Lakeland Classic. Finished at 19-under par (269) to win by one stroke over Steve Lamontagne. Made the cut in 16 of 22 events and ended the year No. 29 on the money list. Followed up his rookie year with even more impressive second year, finishing 14th on the 1999 money list with \$122,742 to earn his 2000 PGA TOUR card. Made the cut in 13 of 24 1999 events with two runner-up and one third-place finish. Lost playoff at the 1999 Cleveland Open when Matt Gogel eagled the second extra hole. Also finished second at the 1999 Omaha Classic. Has four competitive aces, including two in back-to-back rounds in the 1994 Oregon Open. Second-team All-American in 1994 at Stanford. In 1995, was named an academic All-American. Member of Stanford's 1994 NCAA Championship team. College teammate of current PGA TOUR members Tiger Woods and Notah Begay III. Suffers from a birth defect in his right leg known as Klippel-Trenaunay-Webber Syndrome. In order to walk, has to wear a strong support stocking to keep the swelling down. His father started him and his brother in the game at age 6.



NATIONWIDE TOUR SUMMARY:

NATIONWIDE TOUR VICTORIES (1): 1998 Lakeland Classic.

MONEY & POSITION:

1995 — \$0 1999 — \$122,742 — 14 2002 — \$30,218 — 117

1998 — 81,937 — 29 2001 — 17,197 — 143 2003 — 26,553 — 123

BEST 2003 NATIONWIDE TOUR FINISHES: T14—Monterey Peninsula Classic; T24—Mark Christopher Charity Classic.

2003 NATIONWIDE TOUR SUMMARY: Tournaments entered—22; in money—11; Top-10 finishes—0

NATIONWIDE TOUR CAREER SUMMARY: Tournaments Entered—104; in money—54; Top-10 finishes—10

NATIONWIDE TOUR CAREER EARNINGS: \$278,647

PGA TOUR SUMMARY:

BEST PGA TOUR CAREER FINISH: T17—2000 Touchstone Energy Tucson Open.

MONEY & POSITION:

1998 — \$37,221 — 221 2001 — \$0 2003 — \$0

2000 — 143,248 — 179 2002 — 0

2003 PGA TOUR SUMMARY: Tournaments entered—1; in money—0; Top-10 finishes—0

PGA TOUR CAREER SUMMARY: Tournaments Entered—38; in money—16; Top-10 finishes—0

PGA TOUR CAREER EARNINGS: \$180,469

MASSEY, Richard BIRTHDATE: April 23, 1968 **BIRTHPLACE:**

Harrington Park, NJ **RESIDENCE:** Harrington Park, NJ; plays out of Toowangolo CC **HEIGHT:** 5-9 **WEIGHT:** 155 **FAMILY:** Single **EDUCATION:** Furman University (1990, Accounting) **SPECIAL INTERESTS:** Running, hiking **TURNED PROFESSIONAL:** 1994 **OTHER INFORMATION:** Rookie on the 2004 Nationwide Tour. Missed the cut in his only start on the Nationwide Tour, the 1990 Hawkeye Open.



Has played in three PGA TOUR events, including the 2003 Buick Classic and Greater Hartford Open, but has missed the cut in all three. Member of the Canadian Tour since 1995. Best season came in 2001 when he had six top-10 finishes, including three straight to close the year and wound up No. 11 on the money list. Lost in a playoff to Derek Gilchrist in the Grant Forest Products/NRCS Classic. Equaled his career-best showing with a second-place finish at the 2002 Victoria Open, where he held the 54-hole lead. Has held jobs as an accountant and a bartender. Grandfather got him started in the game.

NATIONWIDE TOUR SUMMARY:

MONEY & POSITION:

1991—0

NATIONWIDE TOUR CAREER SUMMARY: Tournaments Entered—1; in money—0; Top-10 finishes—0

PGA TOUR SUMMARY:

MONEY & POSITION:

2001 — \$0 2003 — \$0

2003 PGA TOUR SUMMARY: Tournaments Entered—2; in money—0; Top-10 finishes—0

PGA TOUR CAREER SUMMARY: Tournaments Entered—3; in money—0; Top-10 finishes—0

McCANN, Brian BIRTHDATE: October 25, 1974 **BIRTHPLACE:**

Montreal, Quebec, Canada **RESIDENCE:** Mississauga, Ontario,

Canada **HEIGHT:** 5-10 **WEIGHT:** 165 **FAMILY:** Single **EDUCATION:**

Arkansas State University (2003, Business Administration) **SPECIAL**

INTERESTS: Movies, music **TURNED PROFESSIONAL:**

1998 **OTHER INFORMATION:** Rookie on the 2004 Nationwide Tour.

Has never teed it up in a Nationwide Tour or PGA TOUR event.

Member of the Canadian Tour in 2002-03. Made the cut in six of 11 starts last year, with his best finish a T25 at the MTS Classic. Won the Portugal Azores Open in 2001. Represented his home country at the Four Nations Cup in 1997 and was a member of the Canadian World Amateur team in 1996. Was a two-time top-ranked amateur in Ontario (1995, '96).



McKELVEY, Rob BIRTHDATE: August 2, 1969 **BIRTHPLACE:** Atlanta,

GA **RESIDENCE:** Atlanta, GA **HEIGHT:** 6-2 **WEIGHT:** 195 **FAMILY:**

Wife, Leigh **EDUCATION:** Central Alabama Community College;

University of Southwestern Louisiana (1992, Recreation) **SPECIAL**

INTERESTS: Fishing, hunting, weight training **TURNED PROFESSIONAL:**

1992 **OTHER INFORMATION:** Member of the

Nationwide Tour since 1996. Made the cut in 10 of 25 events on the 2003 Nationwide Tour. Won \$47,382 to finish No. 88 on the final money list. T12 at the Chitimacha Louisiana Open was his best showing out of five top-25 appearances. Opening-day 63 at Louisiana matched his career-best round. Closing-round 65 at the Price Cutter Charity Championship helped him vault 21 places in the standings. His 65 was also his lowest final-round score since the 2001 Omaha Classic. Made the cut in 16 of 27 starts in 2002, with four top-10 finishes. Missed the cut in the two opening events before returning to Lafayette, site of his lone victory, the 2000 Louisiana Open. Final-round 66 moved him into a T6 finish. His 20-under total was a career-low for 72 holes. Enjoyed early summer stretch where he made the cut in nine of 10 starts. Had a T5 at the Hershey Open. Held the 36-hole lead after posting an 8-under score. Shared the 54-hole lead with three others. Final-round 72 left him one shot out of a four-way playoff. Two weeks later, was one shot off the 36-hole lead at the Price Cutter Charity Championship. Was tied for second after 54 holes and wound up T4, five back of winner Patrick Sheehan. Ranked No. 15 in Total Birdies (304) and No. 16 in Par 3 Birdie Leaders (14.9 percent). Made the cut in 20 of 25 tournaments in 2001. Posted two top-10 finishes, a fourth-place performance at the Omaha Classic and a T10 showing at the Gila River Classic. Finished 46th on the money list, with earnings of \$104,852. Finished second in the All-Around Ranking. Made eight consecutive cuts to close the season and 16 out of last 17 tournaments, with only missed cut at Permian Basin Open. Had a first-round hole-in-one on the fourth hole at the Boise Open, adding to an ace he made in the 1998 Knoxville Open. Enjoyed his best season in 2000 when he earned more in one season (\$173,565) than he had in three previous full seasons (\$138,955). Made the cut in 20 of 28 events, with four top-10s and 10 top-25 finishes. Opened the season with a T10 at the Florida Classic, thanks to a final-round 67. Earned his first career win at the Louisiana Open in Lafayette where he played college golf. Birdied the first two holes Sunday to challenge Jason Hill for the lead. Finished the day with eight birdies en route to a 68 to defeat Hill and Ian Leggatt by one stroke. Collected \$81,000 first-place check to move to No. 4 on the money list. Was T6 at the Greensboro Open, posting weekend scores of 67-65. His Central Alabama Community College team won the national championship in 1990.



NATIONWIDE TOUR SUMMARY:

NATIONWIDE TOUR VICTORIES (1): 2000 Louisiana Open.

MONEY & POSITION:

1994 — \$0 1998 — \$42,213 — 56 2001 — \$104,852 — 46

1996 — 53,768 — 36 1999 — 0 2002 — 90,359 — 54

1997 — 42,975 — 49 2000 — 173,565 — 16 2003 — 47,382 — 88

Other Prominent Players (cont.)

BEST 2003 NATIONWIDE TOUR FINISHES: T12—Chitimacha Louisiana Open; T13—Lake Erie Charity Classic at Peek 'n Peak Resort; T17—The Reese's Cup Classic, Price Cutter Charity Championship; T24—Clearwater Classic.

2003 NATIONWIDE TOUR SUMMARY: Tournaments entered—25; in money—10; Top-10 finishes—0

NATIONWIDE TOUR CAREER SUMMARY: Tournaments Entered—185; in money—106; Top-10 finishes—18

NATIONWIDE TOUR CAREER EARNINGS: \$555,114

McKENZIE, David BIRTHDATE: July 26, 1967 **BIRTHPLACE:**

Melbourne, Australia **RESIDENCE:** Melbourne, Australia **HEIGHT:** 5-8 **WEIGHT:** 154 **FAMILY:** Wife, Mai **SPECIAL INTERESTS:** Wine collecting **TURNED PROFESSIONAL:** 1990 **OTHER INFORMATION:** Made the cut in six of seven events on the 2003 Nationwide Tour, with four top-25s. Finished the season No. 87 on the money list, with \$49,014. Was one of four players to T2 behind Joe Ogilvie at The Reese's Cup Classic. Shot rounds of 68-72-67-70 to finish 7-under-par 277, three shots behind the winning score. Collected \$29,600 for his efforts, marking his highest paycheck on the Nationwide Tour. Played well in the Nationwide Tour's international events in 2003, finishing T15 at the Clearwater Classic, T16 at the Alberta Calgary Classic and T21 at the Samsung Canadian PGA Championship. Rookie on the Nationwide Tour in 2001, making the cut in nine of 17 appearances. Best finish that year was a T8 at the Samsung Canadian PGA Championship. Only played in two events on the Nationwide Tour in 2002, once again finishing eighth at the Samsung Canadian PGA Championship in his only made cut. Member of the Australasian Tour since 1992, with six top-10 finishes to his credit. Best finishes were T3 at the 1998 ANZ Players Championship and T6 at the 2002 New South Wales Masters. First joined the Canadian Tour in 1997. Made the cut in all five of his starts in 2003 to wind up No. 10 on the Order of Merit. Had three top-five finishes, including a T2 at the Northern Ontario Open. Made the cut in 11 of 14 Canadian Tour starts in 2002 and wound up No. 12 on the Order of Merit. Used to work as a bank teller. Says he would become a stock broker if he didn't play golf for a living. Won \$10,000 for a hole-in-one during the final round of the 1998 BC TEL Open.



NATIONWIDE TOUR SUMMARY:

BEST NATIONWIDE TOUR CAREER FINISH: T2—2003 The Reese's Cup Classic.

MONEY & POSITION:

2001 — \$47,136 — 84 2002 — \$13,950 — 159 2003 — \$49,014 — 87

BEST 2003 NATIONWIDE TOUR FINISH: T2—The Reese's Cup Classic.

2003 NATIONWIDE TOUR SUMMARY: Tournaments entered—7; in money—6; Top-10 finishes—1

NATIONWIDE TOUR CAREER SUMMARY: Tournaments Entered—26; in money—16; Top-10 finishes—3

NATIONWIDE TOUR CAREER EARNINGS: \$110,100

PGA TOUR SUMMARY:

BEST PGA TOUR CAREER FINISH: T51—1998 Bell Canadian Open.

MONEY & POSITION:

1998 — \$5,210 — 310

PGA TOUR CAREER SUMMARY: Tournaments Entered—1; in money—1; Top-10 finishes—0

PGA TOUR CAREER EARNINGS: \$5,210

McLARDY, Andrew BIRTHDATE: January 20, 1974 **BIRTHPLACE:**

Triangle, Zimbabwe **RESIDENCE:** Greensboro, NC **HEIGHT:** 6-0 **WEIGHT:** 165 **FAMILY:** Wife, Toni **SPECIAL INTERESTS:** Cars, history **TURNED PROFESSIONAL:** 1997 **OTHER INFORMATION:** Member of the PGA TOUR in 2001 and the Nationwide Tour in 2002-03. Made the cut in 16 of 25 events on the 2003 Nationwide Tour. Finished the year No. 59 on the money list, with \$82,342. Opened the season in impressive fashion with two top-10s in his first three events—T6 at the season-opening Jacob's Creek Open and T8 at the Chitimacha Louisiana Open. Only other time he cracked the top 10 was a T6 at the Dayton Open. Finished the year with five top-25 appearances. Made the cut in 19 of 24 starts in 2002, with five top-10 finishes. Opened the year with solid start, posting a T5 at the Holden Clearwater Classic. Finished T3 at the Lake Erie Charity Classic after posting four sub-par rounds to get to 7-under. His 7-under the following week at the Knoxville Open was good only for a T28 finish. Lowest scores of the year came at the Omaha Classic, where he was 16-under and T6. Ranked No. 5 in Scoring Average Before the Cut (70.23). Made the cut in two of the three tournaments he played on the Nationwide Tour in 2001. Finished T9 at the Richmond Open and T10 at the Cleveland Open. Played in three Nationwide Tour tournaments in 1998 and finished T3 at the Tri-Cities Open. Rookie on the 2001 PGA TOUR. Made the cut in 10 of 26 tournaments he entered. Best finish was a T15 at the John Deere Classic after rounds of 64-71-70-69. Collected a season-high \$38,136 for his efforts. Ended the season 193rd on the money list, with \$130,160. Had played in only one PGA TOUR-sanctioned event prior to that season. Qualified for, and made the cut in, the 1998 British Open Championship at Royal Birkdale, finishing 72nd. Played on the PGA European Tour in 1999-2000 and was also a member there in 2001. First earned card at 1998 European Tour Qualifying School with Sam Frost—brother of top South African pro, David—caddying. Proved himself to be a solid com-



petitor in his rookie season, finishing 84th on the 1999 Volvo Order of Merit and picking up three top-10 finishes. In 2000, finished 91st on the European Tour. Won on the South African Tour in 1997 at the Lombard Tyres Classic. Born in Zimbabwe but has lived in South Africa since 1979. Former New Zealand Amateur champion.

NATIONWIDE TOUR SUMMARY:

BEST NATIONWIDE TOUR CAREER FINISHES: T3—1998 Tri-Cities Open, 2002 Lake Erie Charity Classic at Peek 'n Peak Resort.

MONEY & POSITION:

1998 — \$14,813 — 106 2002 — \$119,996 — 35

2001 — 22,525 — 128 2003 — 82,342 — 59

BEST 2003 NATIONWIDE TOUR FINISHES: T6—Jacob's Creek Open, Dayton Open; T8—Chitimacha Louisiana Open.

2003 NATIONWIDE TOUR SUMMARY: Tournaments entered—25; in money—16; Top-10 finishes—3

NATIONWIDE TOUR CAREER SUMMARY: Tournaments Entered—55; in money—38; Top-10 finishes—11

NATIONWIDE TOUR CAREER EARNINGS: \$239,675

PGA TOUR SUMMARY:

BEST PGA TOUR CAREER FINISH: T15—2001 John Deere Classic.

MONEY & POSITION:

1998 — \$9,048 — 284 2001 — \$130,160 — 193

PGA TOUR CAREER SUMMARY: Tournaments Entered—27; in money—11; Top-10 finishes—0

PGA TOUR CAREER EARNINGS: \$139,207

MILLER, Andy BIRTHDATE: February 3, 1978 **BIRTHPLACE:** Napa, CA

RESIDENCE: Napa, CA **HEIGHT:** 6-1 **WEIGHT:** 180 **FAMILY:** Single

EDUCATION: Brigham Young University (2000) **SPECIAL INTERESTS:** Fishing, all sports

TURNED PROFESSIONAL: 2000 **OTHER INFORMATION:** Was a rookie on the PGA TOUR in 2003. Earned a spot in the field at the Sony Open in Hawaii through the Monday

qualifier and finished T58. Posted his best finish with a T31 at the B.C. Open. Opened with a 72 followed by three rounds in the 60s. His B.C. Open showing topped his previous best showing, a T42 at the FBR Capital Open. Took a sabbatical from professional golf in January 2004 to serve as a volunteer missionary for the Mormon Church in Mexico, an assignment that will last for two years. Finished T26 at the 2002 PGA TOUR Qualifying Tournament in La Quinta, CA. Monday-qualified at the 2002 Touchstone Energy Tucson Open, but missed the 36-hole cut. Also qualified for the 2002 U.S. Open and finished T62. Played in the 2002 Utah Classic on the Nationwide Tour via a sponsor exemption and finished T4. Two weeks later won the State Farm Open in Rancho Cucamonga, CA, in a playoff after shooting a final-round, 5-under-par 66 to earn fully-exempt spot on the Nationwide Tour for the remainder of 2002 and all of 2003. Turned professional in September 2000. Made his first PGA TOUR start on a sponsor exemption at the Air Canada Championship. Finished T72. Four-time All-American at Brigham Young University who helped the Cougars reach as high as No. 5 in the national rankings. Member of the 2002 Palmer Cup team and the Pacific Coast Amateur team. Finished runner-up in the 1997 and 1999 Western Amateur. Father, NBC golf analyst Johnny Miller (BYU, '68), has won 26 PGA TOUR events, including the U.S. Open at Oakmont CC in 1973 and the British Open at Royal Birkdale in 1976.



NATIONWIDE TOUR SUMMARY:

NATIONWIDE TOUR VICTORIES (1): 2002 State Farm Open.

MONEY & POSITION:

2000 — \$0 2002 — \$103,157 — 45

NATIONWIDE TOUR CAREER SUMMARY: Tournaments Entered—7; in money—5; Top-10 finishes—2

NATIONWIDE TOUR CAREER EARNINGS: \$103,157

PGA TOUR SUMMARY:

BEST PGA TOUR CAREER FINISH: T31—2003 B.C. Open.

MONEY & POSITION:

2000 — \$5,640 2002 — \$12,794

2001 — 0 2003 — 134,930 — 191

BEST 2003 PGA TOUR FINISHES: T31—B.C. Open.

2003 PGA TOUR SUMMARY: Tournaments entered—25; in money—13; Top-10 finishes—0

PGA TOUR CAREER SUMMARY: Tournaments Entered—30; in money—15; Top-10 finishes—0

PGA TOUR CAREER EARNINGS: \$153,364

MITCHELL, Stiles BIRTHDATE: October 10, 1965 **BIRTHPLACE:**

Augusta, GA **RESIDENCE:** Baton Rouge, LA; plays out of Sherwood

Forest CC **HEIGHT:** 6-2 **WEIGHT:** 270 **FAMILY:** Wife, Tiffany **EDUCATION:** Georgia Southern University

SPECIAL INTERESTS: Family, pets, fishing, hunting **TURNED PROFESSIONAL:** 1993

OTHER INFORMATION: Member of the Nationwide Tour since

1998. Made the cut in four of 14 starts in 2003, with his best finish



Other Prominent Players (cont.)

a T25 at the Lake Erie Charity Classic, where he was T5, two strokes off the pace after 36 holes. Was just four shots back heading into the final round of the Omaha Classic, but an even-par 72 dropped him to a T34 finish. Ranked No. 9 for the year in Driving Distance (309.4 yards). Made the cut in seven of 24 starts in 2002, with his best finish a T7 at the Dayton Open. Made the cut on the number at Dayton and played as a solo on Saturday. Carded a 6-under 66 to jump from a T56 to a T27. Posted a career-best 8-under 64 on Sunday to move into the top 10. His 17-under par score also matched his career-best, a similar 17-under at the 2001 Shreveport Open. Finished No. 2 in Driving Distance (312.9 yards) that year. Made the cut in eight of 19 tournaments in 2001 with his best finish coming in his last event of the year, a T3 at the Shreveport Open. Other top-25 finish came in his first event, a T14 at the Samsung Canadian PGA. Finished No. 3 in Driving Distance (303.8 yards). Had two eagles during the third round of the Omaha Classic. Made the cut in five of 20 events in 2000, with his best finish a T12 at the Knoxville Open. Finished No. 3 in Driving Distance (300.7 yards). Best year came in his rookie season when he won the Permian Basin Open for his first career title. Posted rounds of 69-69-67-71 (12-under) to join Woody Austin and Jeff Barlow in a playoff at The Club at Mission Dorado. Collected first-place check of \$40,500 when he parred the first extra hole to win the playoff. Led the tournament in Driving Distance that week, with an average of 335.7 yards. Entered the tournament ranked No. 149 on the money list and jumped to No. 48 with the win. Finished No. 1 in Driving Distance in 1998 (306.7 yards). Winner of the 1997 Spencer Communications Classic on the Hooters Tour. Named Most Improved Player on 1997 Hooters Tour. Winner of numerous long-drive competitions, including the 1996 Master Blaster Long Drive Competition, featuring 24 of the longest drivers in the country. Made it to final stage of PGA TOUR National Qualifying Tournament on his first try. Is nicknamed "Big Daddy."

NATIONWIDE TOUR SUMMARY:

NATIONWIDE TOUR VICTORIES (1): 1998 Permian Basin Open.

MONEY & POSITION:

1998 — \$47,049 — 51 2000 — \$14,389 — 160 2002 — \$30,671 — 116
1999 — 7,044 — 144 2001 — 41,502 — 90 2003 — 9,871 — 195

BEST 2003 NATIONWIDE TOUR FINISH: T25—Lake Erie Charity Classic at Peek 'n Peak Resort.

2003 NATIONWIDE TOUR SUMMARY: Tournaments entered—14; in money—4; Top-10 finishes—0

NATIONWIDE TOUR CAREER SUMMARY: Tournaments Entered—133; in money—42; Top-10 finishes—4

NATIONWIDE TOUR CAREER EARNINGS: \$150,526

PGA TOUR SUMMARY:

MONEY & POSITION:

1995 — \$0 1998 — \$0

PGA TOUR CAREER SUMMARY: Tournaments Entered—2; in money—0; Top-10 finishes—0

MIXON, Jeff BIRTHDATE: July 26, 1976 **BIRTHPLACE:** Paris, TX **RESIDENCE:** Fort Worth, TX; plays out of Shady Oaks CC **HEIGHT:** 6-0 **WEIGHT:** 190 **FAMILY:** Wife, Christy **EDUCATION:** University of Oklahoma (1999, Public Administration) **SPECIAL INTERESTS:** Duck hunting **TURNED PROFESSIONAL:** 1999 **OTHER INFORMATION:** Rookie on the Nationwide Tour in 2004. Advanced through first and second stage of the 2003 Q-School. Was the last qualifier to make it out of second stage at Deerwood GC in Kingwood, TX. Only career start came in 2002 at the Preferred Health Systems Wichita Open, where rounds of 76-76 did not get him into the weekend.



NATIONWIDE TOUR SUMMARY:

MONEY & POSITION:

2002 — \$0

NATIONWIDE TOUR CAREER SUMMARY: Tournaments Entered—1; in money—0; Top-10 finishes—0

2003 PGA TOUR SUMMARY: Tournaments entered—0; in money—0; Top-10 finishes—0

MIYAZATO, Yusaku BIRTHDATE: June 19, 1980 **BIRTHPLACE:** Okinawa, Japan **RESIDENCE:** Okinawa, Japan **HEIGHT:** 5-7 **WEIGHT:** 160 **FAMILY:** Single **EDUCATION:** Tohoku Fukushi University (Social Welfare) **SPECIAL INTERESTS:** Music, movies **TURNED PROFESSIONAL:** 2003 **OTHER INFORMATION:** Will be a rookie on the 2004 Nationwide Tour. Has never played a Nationwide Tour event. Played in four PGA TOUR events in 2003 and made one cut, a T72 at the Sony Open in Hawaii. Was a member of the Japan Golf Tour last year. Made seven cuts in 11 starts, with a runner-up finish at the JCB Classic Sendai his best finish. Posted weekend rounds of 65-65 to make up ground on the leaders and wound up two shots off the winning score. Closed out his professional rookie season with three top-15 finishes. Won the Japan National College Tournament. Father is a golf instructor. One brother and sister are both professional golfers. Growing up, wanted to become a doctor instead of a golfer.



PGA TOUR SUMMARY:

BEST PGA TOUR CAREER FINISH: T72—2003 Sony Open in Hawaii.

MONEY & POSITION:

2003 — \$8,775

BEST 2003 PGA TOUR FINISH: T72—Sony Open in Hawaii.

2003 PGA TOUR SUMMARY: Tournaments entered—4; in money—1; Top-10 finishes—0

PGA TOUR CAREER SUMMARY: Tournaments Entered—4; in money—1; Top-10 finishes—0

PGA TOUR CAREER EARNINGS: \$8,775

MORSE, Andy BIRTHDATE: December 29, 1958 **BIRTHPLACE:** Boston, MA **RESIDENCE:** Needham, MA; plays out of Blue Hill CC (Canton, MA) **HEIGHT:** 6-0 **WEIGHT:** 180 **FAMILY:** Wife, Sue **SPECIAL INTERESTS:** Computers, video games, radio-control planes **TURNED PROFESSIONAL:** 1984 **OTHER INFORMATION:** Member of the Nationwide Tour from 1990-93 and 2000-03. Made the cut in half of his 20 starts in 2003, with his only top-10 coming at the Dayton Open where he posted four rounds in the 60s. His T4 at Dayton was his highest finish since winning the 2000 Utah Classic. Made the cut in seven of 17 starts in 2002, with his only top-10 coming at the Price Cutter Charity Championship. Second-round 63 helped him to a T8 finish in Springfield. Made the cut in 11 of 21 tournaments on Tour in 2001. Posted one top-10 finish, a T8 at the Arkansas Classic after rounds of 74-72-66-73. Made the cut in 12 of 17 events in 2000, with three top-10s and nine top-25 finishes. Did not get into an event until the Steamtown Classic, the 11th tournament of the year. Missed the cut in his first two events and then made nine straight cuts. Had a scoring average of 69.16 during his streak, which included a First-Round Scoring Average of 68.4. Earned his first career win at the 2000 Utah Classic near Salt Lake City, where he opened with a 64 to trail leader Mark Hensby by one shot. Second-round 66 gave him a four-stroke lead at the halfway mark. Third-round 71 cut his lead to two over Bo Van Pelt. Closing 4-under 68 pushed him to two-stroke win over John Riegger. Became the 16th first-time winner on Tour in 2000. Season total of \$159,423 was more than he had earned in previous 112 starts on Nationwide Tour. Ranked No. 2 in Scoring Average (70.16), No. 3 in Putting (1.735) and No. 6 in Final-Round Scoring Average (69.67) for the year. Played in just five events in 1997. Previous best year came in 1992 when he finished 21st on the money list, making the cut in 20 of 30 events, with six top-10 finishes. Runner-up at the 1992 Permian Basin Open and the 1991 Quicksilver Open in Pittsburgh, PA. Winner of seven Hooters Tour events from 1995-99. Won the Northeast Open in 1986-87, the New England Open in 1986-87, the Massachusetts Open in 1989 and 1993, the Maine Open in 1989 and the New Hampshire Open in 1989. Played the Southern Africa Tour in 1988-89.



NATIONWIDE TOUR SUMMARY:

NATIONWIDE TOUR VICTORIES (1): 2000 Utah Classic.

MONEY & POSITION:

1990 — \$24,859 — 39 1993 — \$16,478 — 87 2001 — \$46,798 — 85
1991 — 38,387 — 25 1997 — 784 — 249 2002 — 22,777 — 131
1992 — 54,570 — 21 2000 — 159,423 — 18 2003 — 36,216 — 106

BEST 2003 NATIONWIDE TOUR FINISH: T4—Dayton Open.

2003 NATIONWIDE TOUR SUMMARY: Tournaments entered—20; in money—10; Top-10 finishes—1

NATIONWIDE TOUR CAREER SUMMARY: Tournaments Entered—187; in money—98; Top-10 finishes—20

NATIONWIDE TOUR CAREER EARNINGS: \$400,292

PGA TOUR SUMMARY:

BEST PGA TOUR CAREER FINISH: T49—1996 Canon Greater Hartford Open.

MONEY & POSITION:

1985 — \$0 1996 — \$11,355 — 270 1998 — \$0
1991 — 0 1997 — 0

PGA TOUR CAREER SUMMARY: Tournaments Entered—9; in money—3; Top-10 finishes—0

PGA TOUR CAREER EARNINGS: \$11,355

MOSS, Perry BIRTHDATE: July 12, 1969 **BIRTHPLACE:** Shreveport, LA **RESIDENCE:** Shreveport, LA **HEIGHT:** 6-0 **WEIGHT:** 220 **FAMILY:** Wife, Sherri **EDUCATION:** Louisiana State University **SPECIAL INTERESTS:** Fishing, hunting **TURNED PROFESSIONAL:** 1991 **OTHER INFORMATION:** Member of the Nationwide Tour in 1992, 1994, 1998 and 2001-02. Was a PGA TOUR member in 1993, 1999-2000. Made the cut in six of 15 starts on the 2002 Nationwide Tour, with his only top-25 finish a T11 at the Louisiana Open. Final-round 66 moved him up from a T19 after 54 holes. Made eight cuts out of 15 tournaments in 2001. Best finish was a T20 at the Permian Basin Open in Texas, where his opening-round 70 was followed by three consecutive 68s. Finished 146th on the money list with earnings of \$16,577. Played in 21 PGA TOUR events in 2000 and made the cut in six, with his best finish a T15 at the Michelob Championship. Posted a 10-under-par 62 in the second round of the 2000 PGA TOUR National Qualifying Tournament. Earned his 1999 PGA TOUR card by finishing T35 at the 1998 Qualifying Tournament. Played in 22 1999 PGA TOUR events and made 14 cuts. Best performance was a T3 at the Southern Farm



Other Prominent Players (cont.)

Bureau Classic, where he was 10-under par for the 54-hole event. Collected a career-best \$104,000 for his finish. Posted four consecutive even-par 72s in the 1999 Louisiana Open, the only Nationwide Tour event he played that year. Had two second-place finishes and one third on the 1998 Nationwide Tour. Held the 54-hole lead at the 1998 Huntsville Open, but final-day 73 dropped him to third place, one stroke out of a playoff between Brent Snitzer and tournament winner Dennis Paulson. T2 at the Monterrey Open and the Dominion Open. Led the Nationwide Tour in Greens in Regulation (72.0 percent) in 1998. Was not a member of either Tour in 1997. Was the fifth player in Nationwide Tour history, and one of 16, to win an event as a Monday qualifier, which he did at the 1992 Texarkana Open. Posted rounds of 65-66-66 and finished 17-under par in winning by six strokes at Texarkana. Was a co-medalist with four others at the 1992 PGA TOUR Qualifying Tournament. Spent the 2003 season on the Tight Lies Tour, where he made the cut in nine of 11 starts. Best finish was a T3 at the Abilene Open. Bogeeyed the 72nd hole to miss a playoff by one shot.

NATIONWIDE TOUR SUMMARY:

NATIONWIDE TOUR VICTORIES (1): 1992 Texarkana Open.

MONEY & POSITION:

1991 —	\$0	1996 —	\$4,041 —167	2000 —	\$2,080 —245
1992 —	35,723 —41	1997 —	550 —261	2001 —	16,577 —146
1994 —	8,228 —115	1998 —	73,900 —36	2002 —	17,966 —143
1995 —	0	1999 —	1,749 —200		

NATIONWIDE TOUR CAREER SUMMARY: Tournaments Entered—97; in money—45; Top-10 finishes—6

NATIONWIDE TOUR CAREER EARNINGS: \$160,813

PGA TOUR SUMMARY:

BEST PGA TOUR CAREER FINISH: T3—1999 Southern Farm Bureau Classic.

MONEY & POSITION:

1993 —	\$63,565 —171	1999 —	\$238,986 —149
1998 —	0	2000 —	104,735 —191

PGA TOUR CAREER SUMMARY: Tournaments Entered—73; in money—36; Top-10 finishes—1

PGA TOUR CAREER EARNINGS: \$407,286

MURPHY, Sean BIRTHDATE: August 17, 1965 **BIRTHPLACE:** Des Moines, IA **RESIDENCE:** Scottsdale, AZ **HEIGHT:** 5-8 **WEIGHT:** 165 **FAMILY:** Wife, Myrna **EDUCATION:** University of New Mexico **SPECIAL INTERESTS:** Music, theater, working with handicapped children, sports **TURNED PROFESSIONAL:** 1988 **OTHER INFORMATION:** Full-time member of the PGA TOUR and Nationwide Tour from 1990-2001. Returned to the 2003 Nationwide Tour in mid-season after recovering from neck surgery in late 2002. Was tied for second and held solo second after the 36- and 54-hole marks at The Reese's Cup Classic in July, his second start of the year. Wound up T13 in Hershey. Added a T12 at the Omaha Classic. Best round of the year was an opening 64 at the Price Cutter Charity Classic. Wound up making the cut in seven of his 14 starts, with four top-25s. Shares the Nationwide Tour record for Most Career Wins (six) with Matt Gogel. Nationwide Tour Player of the Year in 1993 when he set Nationwide Tour record with four wins during the season. Last full season on the PGA TOUR came in 2001, when he made the cut in eight of 27 starts. Finished No. 130 on the 2000 PGA TOUR money list, earning a career-best \$339,242. Made 15 cuts and finished in the top 10 twice. Rounds of 68-67-70-67 produced T6 at the Sony Open in Hawaii, worth \$97,150. Shared first-round lead at Michelob Championship at Kingsmill after opening 66. Closed 72-69-68 for T5 worth \$105,375, his best finish of his career on TOUR. Posted three top-25 finishes and made 15 cuts in 29 events on the 1999 PGA TOUR. Best finish in 1999 was T13 at the Greater Greensboro Chrysler Classic. Member of the Nationwide Tour in 1992-93, 1995 and 1998. Has earned PGA TOUR membership via the Nationwide Tour money list three times (1993/first, 1995/eighth and 1998/12th). Says playing in 1996 British Open was one of his greatest experiences in golf. Western Athletic Conference Player of the Year in 1988. Winner of 1982 and 1984 New Mexico high school state championship. First-team all-state punter on high school football team; also played free safety and quarterback. Donated portion of winner's check at 1993 Utah Classic to tournament's charity, Special Olympics.



NATIONWIDE TOUR SUMMARY:

NATIONWIDE TOUR VICTORIES (6): 1992 Louisiana Open. 1993 Central Georgia Open, Greater Greenville Classic, Utah Classic, Sonoma County Open. 1995 Philadelphia Classic.

MONEY & POSITION:

1990 —	\$0	1994 —	\$648 —248	1998 —	\$130,030 —12
1991 —	11,193 —87	1995 —	118,985 —8	1999 —	0
1992 —	54,283 —22	1996 —	10,980 —119	2002 —	1,339 —302
1993 —	166,293 —1	1997 —	32,373 —60	2003 —	33,972 —109

BEST 2003 NATIONWIDE TOUR FINISHES: T12—Omaha Classic; T13—The Reese's Cup Classic; T20—Henrico County Open; T23—Permian Basin Charity Golf Classic.

2003 NATIONWIDE TOUR SUMMARY: Tournaments entered—14; in money—7; Top-10 finishes—0

NATIONWIDE TOUR CAREER SUMMARY: Tournaments Entered—146; in money—91; Top-10 finishes—28

NATIONWIDE TOUR CAREER EARNINGS: \$560,095

PGA TOUR SUMMARY:

BEST PGA TOUR CAREER FINISH: T5—2000 Michelob Championship at Kingsmill. **MONEY & POSITION:**

1990 —	\$19,705 —211	1995 —	\$40,115 —215	2000 —	\$339,242 —130
1991 —	24,187 —203	1996 —	86,394 —173	2001 —	51,744 —212
1993 —	0	1997 —	24,700 —235	2002 —	8,284
1994 —	97,597 —156	1999 —	185,299 —159	2003 —	0

2003 PGA TOUR SUMMARY: Tournaments entered—3; in money—0; Top-10 finishes—0

PGA TOUR CAREER SUMMARY: Tournaments Entered—207; in money—87; Top-10 finishes—3

PGA TOUR CAREER EARNINGS: \$877,266

O

ODOM, Bryant BIRTHDATE: March 17, 1979 **BIRTHPLACE:** Cartersville, GA **RESIDENCE:** Cartersville, GA; plays out of Cartersville CC **HEIGHT:** 5-10 **WEIGHT:** 160 **FAMILY:** Single **EDUCATION:** University of Georgia (2002, Business) **SPECIAL INTERESTS:** Reading, working out **TURNED PROFESSIONAL:** 2002 **OTHER INFORMATION:** Is a rookie on the Nationwide Tour. Has never played in a Nationwide Tour or a PGA TOUR event. Made the cut in 15 of 20 starts on the 2003 Hooters Tour, with seven top-25 finishes and a scoring average of 70.82. Earned \$44,765 for the year and wound up No. 14 on the final money list. Was T3 at The Michelob Light Classic in March. Earned his first professional win at the The NGA/Hooters Tour Alabama Classic in mid-May. Was one shot off the lead entering the final round and posted a 2-under 68 to win by two strokes and collect the \$27,000 first-place check. Member of Georgia's 1999 NCAA national championship squad. Three-time All-Southeastern Conference selection. Southeastern Conference champion in 2001 and second-team All-American. Lists Greg Norman and Tiger Woods among his heroes. Plays out of the same club and shares the same teacher as former Nationwide Tour member and current PGA TOUR member Jason Bohn.



O'MALLEY, Peter BIRTHDATE: June 23, 1965 **BIRTHPLACE:** Bathurst, Australia **RESIDENCE:** Sydney, Australia **HEIGHT:** 5-9 **WEIGHT:** 190 **FAMILY:** Wife, Jill; Thomas (1994), Jessica (1996) **SPECIAL INTERESTS:** All sports, fishing **TURNED PROFESSIONAL:** 1987 **OTHER INFORMATION:** Member of the European Tour since 1990 and the PGA Tour of Australasia since 1994. Had a pair of T8 finishes at the 2003 MasterCard Masters and the Australian PGA Championship in December. Made the cut in 12 of 17 starts on the 2003 European Tour, with a T3 at the Open de France and a T9 at the Italian Open Telecom Italy his two top-10 finishes. T58 at 2003 Memorial and missed the cut at the British Open. Opened the 2002 Nationwide Tour season by sharing the first-round lead at the Jacob's Creek Open. Held a four-shot lead after 36 holes. Third-round 76 dropped him five off the pace. Finished T4 in the opener. Grabbed the third-round lead the following week at the Holden Clearwater Classic in New Zealand. Final-round 68 put him at 17-under and a winner by five shots. Also T26 at the LaSalle Bank Open in suburban Chicago, the week prior to the PGA Championship. Defeated Tiger Woods, 2 and 1, in the opening round of the 2002 WGC-Accenture Match Play Championship and then lost to Nick Price in the second round. Was ranked No. 66 in the world and made it into the field only after Jose Caceres and Thomas Bjorn withdrew because of injuries. At British Open, finished T8 after posting a final-round 65 at Muirfield. Finished second at the Heineken Classic and T9 at the Volvo PGA Championship on the 2002 European Tour. Three European Tour wins, including the 2001 Compass Group English Open. Also won the 1998 Canon Challenge on the Australasian Tour and the 1995 New Zealand Open. Won the 1992 Scottish Open after playing the final seven holes in 5-under to edge Colin Montgomerie. Finished runner-up to Mark James in his first European Tour event, the 1989 Dubai Desert Classic. Has represented Australia in the Dunhill Cup. Spent time as a greenskeeper at Bathurst GC. Former Australian Junior champion. Learned to play golf from his father, a New South Wales champion.



NATIONWIDE TOUR SUMMARY:

NATIONWIDE TOUR VICTORIES (1): 2002 Holden Clearwater Classic.

MONEY & POSITION:

2002 —	\$121,125 —34	2003 —	\$38,893 —101
--------	---------------	--------	---------------

BEST 2003 NATIONWIDE TOUR FINISHES: T6—Jacob's Creek Open, Clearwater Classic.

2003 NATIONWIDE TOUR SUMMARY: Tournaments entered—2; in money—2; Top-10 finishes—2

NATIONWIDE TOUR CAREER SUMMARY: Tournaments Entered—5; in money—5; Top-10 finishes—4

NATIONWIDE TOUR CAREER EARNINGS: \$160,018

PGA TOUR SUMMARY:

BEST PGA TOUR CAREER FINISH: T7—1997 British Open Championship.

MONEY & POSITION:

1988 —	\$0	1996 —	\$33,552 —214	2000 —	\$0
1992 —	0	1997 —	68,137 —187	2001 —	0
1993 —	9,220 —241	1998 —	39,094 —216	2002 —	128,766
1995 —	9,411 —260	1999 —	23,903 —251	2003 —	11,050

Other Prominent Players (cont.)

BEST 2003 PGA TOUR FINISH: T44—WGC-American Express Championship.
2003 PGA TOUR SUMMARY: Tournaments entered—3; in money—2; Top-10 finishes—0
PGA TOUR CAREER SUMMARY: Tournaments Entered—31; in money—19; Top-10 finishes—2
PGA TOUR CAREER EARNINGS: \$323,132

OTT, Brad BIRTHDATE: December 29, 1969 **BIRTHPLACE:** Dallas, TX
RESIDENCE: Richardson, TX; plays out of Royal Oaks CC (Dallas, TX)
HEIGHT: 6-0 **WEIGHT:** 175 **FAMILY:** Wife, Michelle; Haley (8/3/00)
EDUCATION: Texas Tech (Economics, 1993) **SPECIAL INTERESTS:** Fishing **TURNED PROFESSIONAL:** 1993 **OTHER INFORMATION:** Member of the Nationwide Tour in 1996 and 2002-03. Made the cut in 12 of 17 appearances on the 2003 Nationwide Tour. Finished the campaign No. 79 on the money list, with \$58,909. Out of his five top-25 finishes, only top-10 came at the Preferred Health Systems Wichita Open (T6). Four rounds in the 60s (69-67-65-67) left him at 16-under-par 268, three shots shy of Jeff Klauk's winning score. Finished the year No. 4 in Putting Average (1.725) and No. 8 in Birdie Average (4.3) and Par 3 Birdie Average (15.3 percent). Made the cut in eight of 23 starts in 2002, with his best finish a second place at the Holden Clearwater Classic in New Zealand. Only other top-10 was a T9 at the Knoxville Open. Third-round 66 at Knoxville was his best of the year. Ranked No. 13 in Third-Round Scoring Average (69.75). Played in only two events in 2001 on the Nationwide Tour. Posted a T15 at the BMW Charity Pro-Am at The Cliffs for his best finish of the year. Last played full-time on Nationwide Tour in 1996 when he finished No. 62 on the final money list, with earnings of \$32,114 in 26 tournaments. Played Southern Africa Tour in 1995 and early 1996 and won the 1995 Holland Insurance Royal Swazi Sun Classic. Finished T12 at 1996 Phillips South African Open at Cape Town, an event won by Ernie Els. Most recently won a tournament on the Golden Bear Tour in 2001. Also won Hooters Tour event in 1995. All-Southwest Conference selection in 1992 and was medalist at Sugar Tree Invitational as a sophomore in 1990. Transferred to Texas Tech following one year at Paris (Texas) Junior College. Has had 10 career holes-in-one.



NATIONWIDE TOUR SUMMARY:
BEST NATIONWIDE TOUR CAREER FINISH: 2—2002 Holden Clearwater Classic, T2—1996 South Carolina Classic.
MONEY & POSITION:
 1996 — \$32,114 — 62 2000 — \$13,784 — 163 2003 — \$58,909 — 79
 1997 — 1,140 — 225 2001 — 8,250 — 184
 1999 — 2,006 — 190 2002 — 80,683 — 56
BEST 2003 NATIONWIDE TOUR FINISH: T6—Preferred Health Systems Wichita Open.
2003 NATIONWIDE TOUR SUMMARY: Tournaments entered—17; in money—12; Top-10 finishes—1
NATIONWIDE TOUR CAREER SUMMARY: Tournaments Entered—79; in money—35; Top-10 finishes—7
NATIONWIDE TOUR CAREER EARNINGS: \$196,887

P

PAINTER, Anthony BIRTHDATE: June 11, 1965 **BIRTHPLACE:** Milton, New South Wales, Australia **RESIDENCE:** Tamworth, New South Wales, Australia **HEIGHT:** 5-11 **WEIGHT:** 200 **FAMILY:** Wife, Sheree; Libby Grace (10/7/01) **SPECIAL INTERESTS:** Tennis, most sports, horse racing **TURNED PROFESSIONAL:** 1985 **OTHER INFORMATION:** Member of the Nationwide Tour from 1997-2002 and the PGA TOUR in 2003. Made the cut in 12 of 31 PGA TOUR starts in 2003 and finished No. 170 on the money list. T23 at the Chrysler Classic of Tucson and T14 at the EDS Byron Nelson Championship were only top-25 finishes. Made the cut in 13 of 20 starts on the 2002 Nationwide Tour and wound up No. 21 on the money list. Began the year with a T12 at the Jacob's Creek Open and a T8 at the Holden Clearwater Classic. Runner-up at the Omaha Classic despite an opening 74 that left him T85 and eight shots back. Rallied with rounds of 65-65-64 to get to 20-under par, one shot behind winner Jay Delsing. Played in 12 tournaments in 2001, making five cuts and finishing 82nd on the money list. Notched three top-10 finishes, including a T4 at the Tri-Cities Open, a T6 at the Cleveland Open and a T7 at the Permian Basin Open. Had one stretch of nine consecutive rounds in the 60s, beginning with a 68 in the final round of the Omaha Classic and ending with a 69 in the final round of the Permian Basin Open. Made the cut in eight of 18 events in 2000, with his best finish a T5 at the Cleveland Open where he Monday-qualified. Jumped from No. 27 to a T7 finish by posting the best final-round score, a 4-under 66, at the Hershey Open. Best season on Tour came in 1998 when he earned his first career title, winning the Ozarks Open with a tournament-record score of 21-under-par 267. Held the 36- and 54-hole lead at Springfield, but needed a 20-foot birdie putt on the 72nd hole to win by one stroke over Scott Dunlap. Member of the Australasian Tour since 1992. Winner of 1993 Meru Valley Perak Masters on Australasian Tour and also the 1996 Schweppes Coolool Classic. T4 at the 1999 Greg Norman Holden Classic and T5 at the Canon Challenge. Best finish in 2000 came at the Ericsson Masters, where he T13. Career-best finish on European Tour was T5 in 1996 Heineken Classic, where he posted his career-low round on that tour with a 6-under-par 66. In 1996, made cut in all nine starts on Australasian Tour, with five top-10 finishes, including his win at the Schweppes Coolool Classic.



NATIONWIDE TOUR SUMMARY:
NATIONWIDE TOUR VICTORIES (1): 1998 Ozarks Open.
MONEY & POSITION:
 1997 — \$0 2000 — \$52,146 — 82 2003 — \$2,888 — 271
 1998 — 67,290 — 43 2001 — 49,222 — 82
 1999 — 27,585 — 84 2002 — 151,122 — 21
BEST 2003 NATIONWIDE TOUR FINISH: T53—Northeast Pennsylvania Classic.
2003 NATIONWIDE TOUR SUMMARY: Tournaments entered—3; in money—2; Top-10 finishes—0
NATIONWIDE TOUR CAREER SUMMARY: Tournaments Entered—94; in money—42; Top-10 finishes—13
NATIONWIDE TOUR CAREER EARNINGS: \$350,252

PGA TOUR SUMMARY:
BEST PGA TOUR CAREER FINISH: T10—1997 Quad City Classic.
MONEY & POSITION:
 1997 — \$31,549 — 227 2001 — \$0 2003 — \$220,714 — 170
BEST 2003 PGA TOUR FINISHES: T14—EDS Byron Nelson Championship; T23—Chrysler Classic of Tucson.
2003 PGA TOUR SUMMARY: Tournaments entered—31; in money—12; Top-10 finishes—0
PGA TOUR CAREER SUMMARY: Tournaments Entered—35; in money—14; Top-10 finishes—1
PGA TOUR CAREER EARNINGS: \$252,263

PENDLEY, Kevin BIRTHDATE: June 22, 1976 **BIRTHPLACE:** Greenwood, SC **RESIDENCE:** Greenwood, SC; plays out of Greenwood CC **HEIGHT:** 6-3 **WEIGHT:** 170 **FAMILY:** Single **EDUCATION:** Winthrop University (1998, Marketing) **SPECIAL INTERESTS:** Movies, music **TURNED PROFESSIONAL:** 1998 **OTHER INFORMATION:** Member of the Nationwide Tour in 2000-01 and 2003. Made the cut in nine of 23 appearances on the 2003 Nationwide Tour. Finished the year No. 95 on the money list, with \$43,743. Finished T6 at the Dayton Open and T7 at the Knoxville Open for his only top-25s of the season. Made the cut in eight of 20 events in 2001 and finished No. 108 on the money list, with \$30,256. Only top-10 finish came at the Inland Empire Open, where he T4. Opening-round 64 left him two back of leader Steve Haskins. Was one off the lead at the halfway point. A pair of weekend 68s put him at 268, one stroke out of a three-way playoff. Made the cut in three of 24 events during the 2001 season. Was tied for third, one stroke off the pace after the opening round of the Steamtown Classic and was tied for second, one back after 36 holes before struggling on the weekend with scores of 79-75. Finished third in Putting for the week at the Fort Smith Classic where he T33. Finished No. 3 on the 2002 Hooters Tour money list. Made the cut in 11 of 16 events, with five top-5 finishes. Red-hot during the summer with a four-week stretch that included a T3, T4, a playoff loss and a victory at the Calhoun, GA, stop. Played Hooters Tour in 1999 and had one top-10 finish. 1997 Carolina Amateur champion. Four-time All-Big South Conference selection. Big South Conference rookie of the year as a freshman. Two-time Big South Player of the Year his junior and senior seasons. Collected five victories during his college career. Got his start in the game through his father, who is a golf professional and head pro at Greenwood CC.



NATIONWIDE TOUR SUMMARY:
BEST NATIONWIDE TOUR CAREER FINISH: T4—2001 Inland Empire Open.
MONEY & POSITION:
 2000 — \$6,006 — 194 2002 — \$0
 2001 — 30,256 — 108 2003 — 43,743 — 95
BEST 2003 NATIONWIDE TOUR FINISHES: T6—Dayton Open; T7—Knoxville Open.
2003 NATIONWIDE TOUR SUMMARY: Tournaments entered—23; in money—9; Top-10 finishes—2
NATIONWIDE TOUR CAREER SUMMARY: Tournaments Entered—68; in money—20; Top-10 finishes—3
NATIONWIDE TOUR CAREER EARNINGS: \$80,005

PEREZ, Mike BIRTHDATE: September 26, 1979 **BIRTHPLACE:** Phoenix, AZ **RESIDENCE:** Carlsbad, CA; plays out of The Bridges at Rancho Santa Fe (Rancho Santa Fe, CA) **HEIGHT:** 5-8 **WEIGHT:** 155 **FAMILY:** Single **SPECIAL INTERESTS:** Surfing, guitar, music, spending time at the beach **TURNED PROFESSIONAL:** 2000 **OTHER INFORMATION:** Member of the Nationwide Tour in 2002. Made the cut in five of his 14 starts, with his best finish a T53 at the Hershey Open. Finished T151 at the 2001 PGA TOUR National Qualifying Tournament at Bear Lakes CC. Also in the field that week was his brother, Pat, who was the tournament winner at 27-under par. Cites his brother and Sergio Garcia as his heroes. Has seen action on the Pepsi Tour and the Temecula-based Pacific Golf Players Tour. Has spent time as a manufacturer's rep for Penley golf shafts.



NATIONWIDE TOUR SUMMARY:
BEST NATIONWIDE TOUR CAREER FINISH: T53—2002 Hershey Open.
MONEY & POSITION:
 2001 — \$0 2002 — \$5,921 — 208
NATIONWIDE TOUR CAREER SUMMARY: Tournaments Entered—15; in money—5; Top-10 finishes—0
NATIONWIDE TOUR CAREER EARNINGS: \$5,921

Other Prominent Players (cont.)

PETERSON, Matt **BIRTHDATE:** April 26, 1967 **BIRTHPLACE:** Chicago, IL **RESIDENCE:** Athens, GA; plays out of University of Georgia GC **HEIGHT:** 6-0 **WEIGHT:** 165 **FAMILY:** Wife, Lisa; Hannah Elizabeth (10/5/97), Lauren McKenzie (9/2/01) **EDUCATION:** University of Georgia (1989, Business/Management Science) **SPECIAL INTERESTS:** Computers, fishing **TURNED PROFESSIONAL:** 1990 **OTHER INFORMATION:** Member of the Nationwide Tour in 1992, 1994-01 and 2003 and the PGA TOUR in 2002. Made the cut in eight of 17 starts on the 2003 Nationwide Tour, with three top-25s. Final-round 66 pushed him to a T20 at the Henrico County Open, his best of the year. No. 9 in Driving Accuracy Percentage (71.5 percent). Made the cut in 13 of 27 events on the PGA TOUR in 2002, with his lone top-10 finish a T10 at the Valero Texas Open. Second-round 62 vaulted him to a tie for third, one stroke off the pace after 36 holes. Remained one shot back after 54 holes, thanks to a 67. Final-day 69 dropped him into T10. Check for \$84,000 was a career-best. Earned his 2002 PGA TOUR by virtue of his 12th-place finish on the 2001 Nationwide Tour money list. Currently ranks No. 2 in Career Money Earned (\$663,164) and No. 3 in Career Cuts Made (133) on the Nationwide Tour. Made the cut in 19 of 21 events on the Nationwide Tour in 2001, with a T2 at the Steamtown Classic and a T3 at the BMW Charity Pro-Am at The Cliffs among his six top-10 finishes. Set Nationwide Tour record for Greens in Regulation (72.4 percent), a category that he also led in 1999 (71.5 percent). Made the cut in 15 of 26 events in 2000, with seven top-10 and 13 top-25 finishes. Did not record a top-10 finish until his eighth event, the Knoxville Open, where he held the 36-hole lead with rounds of 66-67. Weekend rounds of 72-72 dropped him down to a T7. Began the Carolina Classic T105 after an opening-round 72 and charged back to finish T5, four strokes back of play-off winner Mark Hensby. Matched his career-best round with a 63 in the third round at Carolina, which included a 6-under-par 29 on the back nine, tying him for the second-best nine-hole score on Tour that year. Held the 36-hole lead at the Ozarks Open, where he opened with back-to-back 66s. Wound up T4 at Ozarks, one stroke out of three-man play-off won by Pat Perez. Closed the season with three top-10 finishes in his final four events, starting at the Boise Open, where he T7. Enjoyed 15 of his final 16 rounds at par or better. Ranked No. 2 in Sand Saves (63.2 percent) and No. 8 in Final-Round Scoring Average (69.73) in 2000. Had his best finish since 1996 when he was second at the 1999 Fort Smith Classic. Had weekend rounds of 64-65 to get to 15-under-par for the week. Missed out on a possible playoff with winner Gary Webb by one stroke. Was 73rd on the money list after 19 tournaments but played solid down the stretch. Made the cut in eight of his last nine events and posted three top-10 and five top-20 finishes. Had a scoring average of 69.79 in his final 34 rounds. With three events remaining on the 1997 schedule, was 52nd on the money list but rather than try to move into the top 50 for the Tour Championship, went home for the birth of his daughter. Winner of the 1993 Georgia State Open. Was the 1987 and 1988 Carolinas Amateur champion. First-team All-American at Georgia in 1989. Lists his 1995 Central Georgia Open win as his biggest thrill in golf. As a high school student, wrote a computer program for his father's architectural firm.



NATIONWIDE TOUR SUMMARY:

NATIONWIDE TOUR VICTORIES (1): 1995 Central Georgia Open.

MONEY & POSITION:

1990	—	\$0	1995	—	\$110,220	—	11	2000	—	\$145,235	—	30
1991	—	0	1996	—	82,363	—	21	2001	—	169,947	—	12
1992	—	12,077	—	97	1997	—	33,715	—	57	2002	—	0
1993	—	0	1998	—	7,936	—	137	2003	—	22,819	—	136
1994	—	29,993	—	53	1999	—	72,678	—	33			

BEST 2003 NATIONWIDE TOUR FINISHES: T20—Henrico County Open; T23—The Reese's Cup Classic; T25—Lake Erie Charity Classic at Peek 'n Peak Resort.

2003 NATIONWIDE TOUR SUMMARY: Tournaments entered—17; in money—8; Top-10 finishes—0

NATIONWIDE TOUR CAREER SUMMARY: Tournaments Entered—237; in money—144; Top-10 finishes—33

NATIONWIDE TOUR CAREER EARNINGS: \$686,983

PGA TOUR SUMMARY:

BEST PGA TOUR CAREER FINISH: T10—2002 Valero Texas Open.

MONEY & POSITION:

1990	—	\$0	2002	—	\$266,543	—	164	2003	—	\$29,962	
------	---	-----	------	---	-----------	---	-----	------	---	----------	--

BEST 2003 PGA TOUR FINISH: T27—Ford Championship at Doral.

2003 PGA TOUR SUMMARY: Tournaments entered—2; in money—1; Top-10 finishes—0

PGA TOUR CAREER SUMMARY: Tournaments Entered—31; in money—14; Top-10 finishes—1

PGA TOUR CAREER EARNINGS: \$296,504

PORTER, Lee **BIRTHDATE:** March 26, 1966 **BIRTHPLACE:** Greensboro, NC **RESIDENCE:** Greensboro, NC; plays out of Greensboro CC **HEIGHT:** 5-9 **WEIGHT:** 165 **FAMILY:** Wife, Michelle; Lee McGehee V (11/2/98); Claiborne Ann (12/7/01) **EDUCATION:** Guilford College (Business Management/Accounting, 1989) **SPECIAL INTERESTS:** Photography, fishing, traveling, home improvement, computers **TURNED PROFESSIONAL:** 1989 **OTHER INFORMATION:** Made the cut in 10 of 25 events on the 2003 Nationwide Tour. Finished the season No. 89 on the money list with \$46,370. Posted five top-25 finishes this year, including three in the first four events of the season. His T12 at the Chitimacha Louisiana Open was his best result of the year, and was sandwiched between T15s at the Clearwater Classic and the



First Tee Arkansas Classic. Made the cut in 14 of 32 events on the PGA TOUR in 2002, with his only top-25 finish a T14 at the Greater Greensboro Chrysler Classic. First-round 67 put him in a tie for third, two back of leader Mark Calcavecchia. Low round of the year was a 65 in the second round of The Honda Classic. Season earnings pushed his career total past the \$1-million mark. T23 at Qualifying School to keep TOUR card for 2002. Returned to the PGA TOUR after spending the 2000 season on the Nationwide Tour. Made the cut in 16 of 30 PGA TOUR events in 2001 and had one top-10 and three top-25s. Earned a career-best \$346,462. The top-10 came at the Genuity Championship with rounds 69-69-69-71. Paycheck of \$126,000 was largest of career. Second-round 63 at Southern Farm Bureau Classic was personal low round in 2001. Played in 25 Nationwide Tour events in 2000, making the cut in 19 tournaments. Jumped from 64th to 53rd on the money list with his T2 finish at the Inland Empire Open to qualify for the season-ending Tour Championship. Needed to make a three-foot par putt on the 72nd hole in Moreno Valley to make it into the top 55. Member of the Nationwide Tour in 1992, 1995-1996 and 2000. Had a disappointing 1999 PGA TOUR season, finishing 194th on the final money list. Parlayed third-place finish at 1997 PGA TOUR Qualifying Tournament into solid '98 season that was, by far, the best of his career. Entered 30 TOUR events and made 17 cuts. Earnings of \$325,415 brought him to 95th-place finish on money list. Closing 66 helped produce Greater Vancouver Open third-place finish, his best on TOUR. Entered 32 PGA TOUR events in 1997, finishing in the money in seven with one top-10 finish, a T7 at United Airlines Hawaiian Open. Earned PGA TOUR membership that season by virtue of an eighth-place finish on 1996 Nationwide Tour money list, with \$108,030. Was T3 at 1996 Nationwide Tour Championship, vaulting him from 15th to eighth place on the final money list and onto the PGA TOUR. A world traveler of sorts who played the Asian Tour from 1990-92 and again from 1994-96. Finished fourth on 1994 Asian Tour Order of Merit. Member of Canadian Tour in 1990-91 and South American Tour in 1991. Member of PGA European Tour in 1993 and 1996. Also played on the Japanese Tour. Winner of 1991 Venezuelan Open. Won 1989 North and South Amateur and Cardinal Amateur. Started playing golf at age 13 because he needed something to do while his mother was playing tennis. Web site is leeporter.com.

NATIONWIDE TOUR SUMMARY:

BEST NATIONWIDE TOUR CAREER FINISHES: T2—1996 Miami Valley Open, 2000 South Carolina Classic, Inland Empire Open.

MONEY & POSITION:

1992	—	\$17,562	—	72	1995	—	\$22,602	—	84	2000	—	\$108,800	—	44
1993	—	720	—	232	1996	—	108,030	—	8	2003	—	46,370	—	89

BEST 2003 NATIONWIDE TOUR FINISHES: T12—Chitimacha Louisiana Open; T14—Envirocare Utah Classic; T15—Clearwater Classic, First Tee Arkansas Classic; T21—Dayton Open.

2003 NATIONWIDE TOUR SUMMARY: Tournaments entered—25; in money—10; Top-10 finishes—0

NATIONWIDE TOUR CAREER SUMMARY: Tournaments Entered—110; in money—68; Top-10 finishes—15

NATIONWIDE TOUR CAREER EARNINGS: \$304,083

PGA TOUR SUMMARY:

BEST PGA TOUR CAREER FINISH: 3—1998 Greater Vancouver Open.

MONEY & POSITION:

1990	—	\$2,255	—	266	1995	—	\$0	1999	—	\$110,247	—	194		
1992	—	0	1996	—	0	2000	—	28,247						
1993	—	14,908	—	229	1997	—	62,136	—	196	2001	—	346,462	—	137
1994	—	4,256	—	283	1998	—	325,415	—	95	2002	—	179,396	—	178

PGA TOUR CAREER SUMMARY: Tournaments Entered—185; in money—74; Top-10 finishes—3

PGA TOUR CAREER EARNINGS: \$1,073,321

PRIDE, Dicky **BIRTHDATE:** July 15, 1969 **BIRTHPLACE:** Tuscaloosa, AL

RESIDENCE: Orlando, FL **HEIGHT:** 6-0 **WEIGHT:** 175 **FAMILY:**

Wife, Kim; Isabelle (10/12/99), Fletcher (10/2/01) **EDUCATION:**

University of Alabama **SPECIAL INTERESTS:** Basketball, reading,

University of Alabama football **TURNED PROFESSIONAL:** 1992

OTHER INFORMATION: Member of the PGA TOUR since 1994.

Split time on the PGA TOUR and Nationwide Tour in 2003. Made the cut in five of six Nationwide Tour starts. Closed with three straight 67s to finish T11 at the SAS Carolina Classic. Played in 23 PGA TOUR events, making 14 cuts and finishing in the top 20 six times. Held the first-round lead at the Chrysler Classic of Tucson and eventually finished T34. It was only the second time in his career he led a TOUR event. The other time came at the 1994 Federal Express St. Jude Classic, the site of his only PGA TOUR victory. The last time he led after a round on TOUR was the second round of the 2001 Bell Canadian Open. Secured first top-10 finish since 2001 Southern Farm Bureau Classic with a T10 at the Reno-Tahoe Open, a span of 28 events between top 10s. Recorded three top-15 finishes during the season, T15 at the AT&T Pebble Beach National Pro-Am, T13 at the B.C. Open and T14 at the Buick Open. Missed four months of the 2002 PGA TOUR season due to an attack of gallstones and pancreatitis. Had to be fed through a tube for two months and had his gallbladder removed. After T25 finish at the Touchstone Energy Tucson Open in late February, did not play again until late June at the Canon Greater Hartford Open. Posted top-25 finishes at the John Deere Classic (T15) and Michelob Championship (T25). Played in the 2002 Hibernia Southern Open on the Nationwide Tour, posting a T11 in the rain-shortened event. Played in 27 PGA TOUR events in 2001 and enjoyed one top-10 in the last full-field event of the sea-



Other Prominent Players (cont.)

son, a T6 at Southern Farm Bureau Classic. Began the week at No. 190 on the PGA TOUR money list. A \$72,600 payday moved him the No. 170. In 1999, had his best season since his rookie year when he earned a career-high \$381,040 and finished No. 109 on money list, his second-best performance behind only his 1994 season when he finished 57th. Won 1994 Federal Express St. Jude Classic in rookie season. A 20-foot putt on 72nd hole earned spot in playoff with Hal Sutton and Gene Sauers. Holed 25-foot birdie putt on first extra hole to win. First top-10 finish of PGA TOUR career came at 1994 Deposit Guaranty Golf Classic two weeks earlier, a T8. Early in 1994, rescheduled his wedding day so it wouldn't conflict with PGA TOUR National Qualifying Tournament. That year's victory at Federal Express St. Jude Classic made qualifying unnecessary. Later that season won a Buick for soon-to-be wife, Kim, with a hole-in-one at Buick Challenge. Despite not playing golf as a freshman at Alabama, and not seeing any action as a sophomore walk-on, still was twice named All-Southeastern Conference at Alabama. Semifinalist in 1991 U.S. Amateur.

NATIONWIDE TOUR SUMMARY:

BEST NATIONWIDE TOUR CAREER FINISHES: T11—2002 Hibernia Southern Open, 2003 SAS Carolina Classic.

MONEY & POSITION:

1993 — \$960 — 212	1998 — \$2,333 — 196	2003 — \$24,696 — 128
1994 — 3,971 — 149	2001 — 1,105 — 316	
1996 — 0	2002 — 9,350 — 180	

BEST 2003 NATIONWIDE TOUR FINISHES: T11—SAS Carolina Classic; T17—VB Open; T20—First Tee Arkansas Classic.

2003 NATIONWIDE TOUR SUMMARY: Tournaments entered—6; in money—5; Top-10 finishes—0

NATIONWIDE TOUR CAREER SUMMARY: Tournaments Entered—15; in money—12; Top-10 finishes—0

NATIONWIDE TOUR CAREER EARNINGS: \$42,414

PGA TOUR SUMMARY:

PGA TOUR VICTORIES (1): 1994 Federal Express St. Jude Classic.

MONEY & POSITION:

1992 — \$0	1997 — \$45,830 — 207	2001 — \$206,022 — 170
1994 — 305,769 — 57	1998 — 27,680 — 234	2002 — 142,556 — 190
1995 — 97,712 — 161	1999 — 381,040 — 109	2003 — 483,923 — 127
1996 — 167,852 — 125	2000 — 233,720 — 153	

BEST 2003 PGA TOUR FINISH: T10—Reno-Tahoe Open.

2003 PGA TOUR SUMMARY: Tournaments entered—23; in money—14; Top-10 finishes—1

PGA TOUR CAREER SUMMARY: Tournaments Entered—274; in money—112; Top-10 finishes—10

PGA TOUR CAREER EARNINGS: \$2,092,102

Q

QUINN, Fran BIRTHDATE: March 11, 1965 **BIRTHPLACE:** Worcester, MA **RESIDENCE:** Holden, MA; plays out of TPC of Boston (Norton, MA) **HEIGHT:** 6-0 **WEIGHT:** 175 **FAMILY:** Wife, Lori; Owen (7/22/98), Katie (9/8/00), Sean (4/30/02) **EDUCATION:** Northwestern University (1987, Economics) **SPECIAL INTERESTS:** Family, all sports **TURNT PROFESSIONAL:** 1988 **OTHER INFORMATION:** Made the cut in 15 of 25 appearances on the 2003 Nationwide Tour, including seven top-25 appearances. Wrapped up the season with \$82,327 and the No. 60 position on the final money list. Went 6-under-par in a five-hole stretch to equal the best birdie-eagle streak of the season. Went B-B-E-B during one stretch of the second round at the Henrico County Open, where he T8. Fired a career-best, 10-under 62 to vault into a share of the 54-hole lead at the Omaha Classic. Second-round 64 at the Gila River Classic moved him to a T3 and within one of the lead. Weekend scores of 72-67 left him T7. Ranked No. 1 on Tour in Total Eagles (20). Nationwide Tour member in 1991 and 1998-03. Earned his 1992 PGA TOUR card after finishing T8 at the 1991 Qualifying Tournament. Made the cut in seven of 17 starts on the Nationwide Tour in 2002, with five top-25 finishes. Best finish was a T9 at the Oregon Classic. Set the Shadow Hills CC course record with an 8-under-par 64 in the second round to move into contention. Posted a final-round 65 at the Dayton Open. Ranked No. 3 on Tour in Putting Average (1.737), No. 5 in Birdie Conversion (33.8 percent), No. 8 in Par 5 Birdie Leaders (44.5 percent) and No. 15 in Driving Distance (301.6). Made the cut in 12 of 23 tournaments on the Nationwide Tour in 2001. Managed only one top-10 finish, finishing 10th at the Shreveport Open. Set the new course record with a 65 (6-under) at the Keowee Vineyards course during the BMW Charity Pro-Am at The Cliffs. Made the cut in 15 of 25 events in 2000, with seven top-25 finishes. Earned his second career title at the season-opening Florida Classic. Trained 54-hole leader Mark Hensby by three strokes at the start of Sunday's final round. Final-round 66 was good enough to overtake Hensby and win by three, earning him \$72,000 first-place check. Collected his first career title at the 1999 Dakota Dunes Open, defeating Ryan Howison and Craig Kanada in a playoff. Victory was worth \$63,000 and moved him from No. 56 to No. 9 on the money list. Won the 1999 Mittweide Thailand Open in early December by one stroke over five others by carding a final-round 71 to finish 13-under-par 275. A week later, fired a final-round 65 to finish 18-under par and win the Asian PGA Davidoff Tour season-ending \$500,000 Omega PGA Championship. Earned \$80,750 for the victory and became only the second player ever to win back-to-back events on the Asian Tour. Had a hole-in-one in the second round and won his weight in whiskey for the feat. Finished 14th



on the 1998 Asian Tour money list. Runner-up at the 1998 Korean Open and the 1997 Singapore Open. 1990 Massachusetts Open champion. 1997 New Hampshire Open champion. Played in the U.S. Open in 1990, 1992 and 1994. Was a ski instructor during his high school days.

NATIONWIDE TOUR SUMMARY:

NATIONWIDE TOUR VICTORIES (2): 1999 Dakota Dunes Open. 2000 Florida Classic.

MONEY & POSITION:

1990 — \$0	1996 — \$3,900 — 168	2001 — \$61,015 — 66
1991 — 25,470 — 49	1997 — 400 — 276	2002 — 34,703 — 100
1992 — 850 — 245	1998 — 10,396 — 124	2003 — 82,327 — 60
1994 — 5,555 — 133	1999 — 106,751 — 18	
1995 — 490 — 261	2000 — 125,479 — 39	

BEST 2003 NATIONWIDE TOUR FINISHES: T7—Gila River Classic at Wild Horse Pass Resort; T8—Henrico County Open.

2003 NATIONWIDE TOUR SUMMARY: Tournaments entered—25; in money—15; Top-10 finishes—2

NATIONWIDE TOUR CAREER SUMMARY: Tournaments Entered—173; in money—88; Top-10 finishes—10

NATIONWIDE TOUR CAREER EARNINGS: \$457,337

PGA TOUR SUMMARY:

BEST PGA TOUR CAREER FINISH: T9—1994 New England Classic.

MONEY & POSITION:

1988 — \$0	1992 — \$36,155 — 191	1997 — \$0
1989 — 0	1993 — 0	1998 — 3,463 — 336
1990 — 16,824 — 216	1994 — 30,365 — 210	1999 — 0
1991 — 2,569 — 275	1996 — 2,616 — 353	

PGA TOUR CAREER SUMMARY: Tournaments Entered—46; in money—13; Top-10 finishes—1

PGA TOUR CAREER EARNINGS: \$91,992

QUINNEY, Jeff BIRTHDATE: November 17, 1978 **BIRTHPLACE:** Eugene, OR

RESIDENCE: Scottsdale, AZ **HEIGHT:** 6-1 **WEIGHT:** 195 **FAMILY:** Single

EDUCATION: Arizona State University (2001, Finance) **SPECIAL INTERESTS:** Basketball, movies, football

TURNT PROFESSIONAL: 2001 **OTHER INFORMATION:** Made the cut in three of eight Nationwide Tour starts in 2003. Missed the cut in his first five events before cashing a check at the Albertsons Boise Open. Was T26 after 36 holes but carded weekend rounds of 68-67 to T4 and collect \$23,625. Final round at Boise was highlighted by a hole-in-one. Played in eight Nationwide Tour events in 2002 and made the cut in six. Played the last three rounds at the Dayton Open in 17-under-par to finish T7, his only top-10 of the year. Opening-round 66 left him one shot off the lead in front of hometown family and friends at the Oregon Classic. Made the cut in two of five starts on the PGA TOUR in 2002. Best showing was a T29 at The INTERNATIONAL. Finished No. 2 on the 2002 Canadian Tour Order of Merit (\$83,011) and No. 2 in scoring average (69.82). Made the cut in seven of 12 starts, with five top-five finishes. Registered wins at the Scottsdale Swing at McCormick Ranch and the Bay Mills Open. Opening-round 63 at Scottsdale was a course record. United States Walker Cup and Palmer Cup team member in 2001. 2000 United States Amateur champion. Holed a 30-foot birdie putt to defeat James Driscoll, 1-up, in 39 holes at Baltusrol in Springfield, NJ. Defeated Matt Weibring and Lucas Glover in his first two matches that week. Member of the 2000 U.S. World Amateur team. Finished T11 at the 1998 NCAA Championship. Named MVP of his high school basketball team in Eugene, OR. Youngest of four boys in his family.



NATIONWIDE TOUR SUMMARY:

BEST NATIONWIDE TOUR CAREER FINISH: T4—2003 Albertsons Boise Open.

MONEY & POSITION:

2001 — \$5,868 — 200	2002 — \$24,126 — 129	2003 — \$28,910 — 117
----------------------	-----------------------	-----------------------

BEST 2003 NATIONWIDE TOUR FINISH: T4—Albertsons Boise Open.

2003 NATIONWIDE TOUR SUMMARY: Tournaments entered—8; in money—3; Top-10 finishes—1

NATIONWIDE TOUR CAREER SUMMARY: Tournaments Entered—17; in money—10; Top-10 finishes—2

NATIONWIDE TOUR CAREER EARNINGS: \$58,904

PGA TOUR SUMMARY:

BEST PGA TOUR CAREER FINISH: T34—2003 Chrysler Classic of Tucson.

MONEY & POSITION:

2001 — \$11,400	2002 — \$40,310	2003 — \$14,550
-----------------	-----------------	-----------------

BEST 2003 PGA TOUR FINISH: T34—Chrysler Classic of Tucson.

2003 PGA TOUR SUMMARY: Tournaments entered—2; in money—1; Top-10 finishes—0

PGA TOUR CAREER SUMMARY: Tournaments Entered—15; in money—4; Top-10 finishes—0

PGA TOUR CAREER EARNINGS: \$66,260

Other Prominent Players (cont.)

R

RANDOLPH, Sam BIRTHDATE: May 13, 1964 BIRTHPLACE: Santa Barbara, CA RESIDENCE: Fort Worth, TX HEIGHT: 6-1 WEIGHT: 175 FAMILY: Wife, Julie EDUCATION: University of Southern California SPECIAL INTERESTS: All sports, fishing TURNED PROFESSIONAL: 1986 OTHER INFORMATION: Split eight events between the Nationwide Tour and PGA TOUR in 2003. Has been a member of the PGA TOUR and Nationwide Tour since first joining in 1987. Ranks No. 6 in career starts on the Nationwide Tour, with 237. Won the 1987 Bank of Boston Classic for only TOUR victory. In 1985 won the U.S. Amateur and the California State Amateur. Three-time first-team All-American and awarded Fred Haskins Trophy in 1985 as the outstanding collegiate player. Low amateur in 1985 and 1986 Masters and 1986 U.S. Open.



NATIONWIDE TOUR SUMMARY:

BEST NATIONWIDE TOUR CAREER FINISHES: T2—1990 Yuma Open, 1993 New England Classic, 1999 Upstate Classic.

MONEY & POSITION:

1990 — \$28,545 — 34	1996 — \$19,995 — 85	2001 — \$15,076 — 155
1992 — 10,712 — 105	1997 — 30,434 — 64	2002 — 2,508 — 254
1993 — 28,626 — 58	1998 — 42,677 — 53	2003 — 0
1994 — 22,585 — 65	1999 — 50,211 — 51	
1995 — 37,287 — 51	2000 — 59,528 — 75	

2003 NATIONWIDE TOUR SUMMARY: Tournaments entered—6; in money—0; Top-10 finishes—0

NATIONWIDE TOUR CAREER SUMMARY: Tournaments Entered—237; in money—119; Top-10 finishes—21

NATIONWIDE TOUR CAREER EARNINGS: \$348,183

PGA TOUR SUMMARY:

PGA TOUR VICTORIES (1): 1987 Bank of Boston Classic.

MONEY & POSITION:

1985 — \$0	1992 — \$49,085 — 176	1999 — \$0
1986 — 11,976 — 197	1993 — 4,460 — 275	2000 — 7,200 — 241
1987 — 180,378 — 58	1994 — 3,513 — 290	2001 — 14,988 — 232
1988 — 117,132 — 97	1995 — 4,956 — 303	2002 — 0
1989 — 35,561 — 178	1996 — 22,166 — 237	2003 — 0
1990 — 27,529 — 198	1997 — 2,484 — 343	
1991 — 68,668 — 154	1998 — 24,779 — 237	

2003 PGA TOUR SUMMARY: Tournaments entered—2; in money—0; Top-10 finishes—0

PGA TOUR CAREER SUMMARY: Tournaments Entered—169; in money—86; Top-10 finishes—5

PGA TOUR CAREER EARNINGS: \$574,876

REEVES, Jake BIRTHDATE: July 29, 1970 BIRTHPLACE: Americus, GA RESIDENCE: Knoxville, TN; plays out of Holston Hills CC HEIGHT: 5-8 WEIGHT: 165 FAMILY: Wife, Cathleen EDUCATION: University of Tennessee (1994, Human Ecology) SPECIAL INTERESTS: Movies, music TURNED PROFESSIONAL: 1994 OTHER INFORMATION: Rookie on the 2004 Nationwide Tour. Has played a total of seven events and made the cut in three. Was two for two in 2003, making it to the weekend at the Knoxville Open and the Chattanooga Classic. Medalist at one of two Monday-qualifying sites for Chattanooga. Hit 14 of 14 fairways and fired an opening-round 65 at Black Creek Club in Chattanooga to be within one stroke of the lead. Qualified for the 2000 U.S. Open at Pebble Beach but missed the cut. Was the 2003 Hooters Tour Player of the Year. Made the cut in 19 of 20 starts and led the Tour's money list, with \$129,921. Had three wins and two runner-up finishes among his 10 top-10s. Former assistant pro at Council Fire CC in Chattanooga. Travels with his wife and two dogs in a motorhome during the year. Cousin of former NFL coach Dan Reeves. Davis Love III is one of his instructors. Lists Larry Bird among his heroes. Father got him started in the game.



NATIONWIDE TOUR SUMMARY:

BEST NATIONWIDE TOUR CAREER FINISH: T10—1995 Knoxville Open.

MONEY & POSITION:

1995 — \$4,167 — 165	2001 — \$0
1996 — 0	2003 — 4,000 — 249

BEST 2003 NATIONWIDE TOUR FINISH: T39—Knoxville Open.

2003 NATIONWIDE TOUR SUMMARY: Tournaments entered—2; in money—2; Top-10 finishes—0

NATIONWIDE TOUR CAREER SUMMARY: Tournaments Entered—7; in money—3; Top-10 finishes—1

NATIONWIDE TOUR CAREER EARNINGS: \$8,167

PGA TOUR SUMMARY:

MONEY & POSITION:

2000 — \$0	2001 — \$0
------------	------------

2003 PGA TOUR SUMMARY: Tournaments entered—0; in money—0; Top-10 finishes—0

PGA TOUR CAREER SUMMARY: Tournaments Entered—2; in money—0; Top-10 finishes—0

ROSE, Todd BIRTHDATE: August 8, 1977 BIRTHPLACE: Fresno, CA RESIDENCE: Fresno, CA; plays out of Fort Washington CC HEIGHT: 6-4 WEIGHT: 215 FAMILY: Wife, Kyla; Garrett (8/31/02) EDUCATION: Fresno State University (2000, Finance) SPECIAL INTERESTS: Skiing, guitar TURNED PROFESSIONAL: 2000 OTHER INFORMATION: Member of the Nationwide Tour in 2001-03. Made the cut in 11 of 24 appearances on the 2003 Nationwide Tour. Finished the season No. 97 on the final money list, with \$41,717. Cracked the top 10 once with a T10 at the Omaha Classic. Second-round 64 at The Champions Club was a career-best and moved him into a share of the 36-hole lead. Averaged more than 300 yards off the tee (302.6). Finished T57 at the AT&T Pebble Beach National Pro-Am in his only PGA TOUR appearance of the season. Made the cut in five of 13 starts, with two top-25 finishes last season. Finished T19 at the Albertsons Boise Open and T20 at the Northeast Pennsylvania Classic, where he was T6 after 36 holes. Finished T155 at the 2001 PGA TOUR Qualifying Tournament. Made the cut in nine of 20 tournaments on the 2001 Nationwide Tour. Best finish was a T2 at the Wichita Open after rounds of 66-69-66-68, finishing three strokes behind tournament champion Jason Dufner. Led the Tour in Eagles with 17, including two during the second round of the Monterrey Open. Set a new Eagles standard (61.4) in the Nationwide Tour record books. Monday qualifier at the 2000 Utah Classic and Monterey Peninsula Classic. Was T49 at Monterey after posting rounds of 75-71-78-77 at the Bayonet Course. Returned to that course a few weeks later, shooting scores of 70-69-72-70 to medal by five strokes at the first stage of the 2000 PGA TOUR National Qualifying Tournament. Named All-Western Athletic Conference first team as a senior. Helped Fresno State to a No. 13 finish at the NCAA Championship. Attended the University of Arizona for two years before transferring to Fresno State.



NATIONWIDE TOUR SUMMARY:

BEST NATIONWIDE TOUR CAREER FINISH: T2—2001 Wichita Open.

MONEY & POSITION:

2000 — \$1,643 — 254	2002 — \$17,566 — 146
2001 — 54,864 — 73	2003 — 41,717 — 97

BEST 2003 NATIONWIDE TOUR FINISH: T10—Omaha Classic.

2003 NATIONWIDE TOUR SUMMARY: Tournaments entered—24; in money—11; Top-10 finishes—1

NATIONWIDE TOUR CAREER SUMMARY: Tournaments Entered—59; in money—26; Top-10 finishes—2

NATIONWIDE TOUR CAREER EARNINGS: \$115,790

PGA TOUR SUMMARY:

BEST PGA TOUR CAREER FINISH: T57—2003 AT&T Pebble Beach National Pro-Am.

MONEY & POSITION:

2002 — \$0	2003 — \$11,100
------------	-----------------

BEST 2003 PGA TOUR FINISH: T57—AT&T Pebble Beach National Pro-Am.

2003 PGA TOUR SUMMARY: Tournaments entered—1; in money—1; Top-10 finishes—0

PGA TOUR CAREER SUMMARY: Tournaments Entered—2; in money—1; Top-10 finishes—0

PGA TOUR CAREER EARNINGS: \$11,100

ROWELL, Brian BIRTHDATE: February 9, 1973 BIRTHPLACE: Jackson, MS RESIDENCE: Houston, TX HEIGHT: 5-11 WEIGHT: 160 FAMILY: Single EDUCATION: University of Mississippi (1996, Psychology) SPECIAL INTERESTS: Skiing OTHER INFORMATION: A rookie on the 2004 Nationwide Tour. Missed the cut at the 1997 Laurel Creek Classic, his only previous Nationwide Tour start. Has played in five PGA TOUR events and made one cut. Posted four rounds in the 60s to T4 at the 1997 Deposit Guaranty Classic, three shots back of winner Billy Ray Brown. Has played mainly on the mini-tours. Father got him started in the game.



NATIONWIDE TOUR SUMMARY:

MONEY & POSITION:

1997 — \$0

NATIONWIDE TOUR CAREER SUMMARY: Tournaments Entered—1; in money—0; Top-10 finishes—0

PGA TOUR SUMMARY:

BEST PGA TOUR CAREER FINISH: T4—1997 Deposit Guaranty Golf Classic.

MONEY & POSITION:

1997 — \$36,250 — 223	1999 — \$0
1998 — 0	2000 — 0

2003 PGA TOUR SUMMARY: Tournaments entered—0; in money—0; Top-10 finishes—0

PGA TOUR CAREER SUMMARY: Tournaments Entered—5; in money—1; Top-10 finishes—1

PGA TOUR CAREER EARNINGS: \$36,250

Other Prominent Players (cont.)

RUNGE, Steve **BIRTHDATE:** June 12, 1968 **BIRTHPLACE:** Newport Beach, CA **RESIDENCE:** Valrico, FL; plays out of River Hills CC **HEIGHT:** 6-2 **WEIGHT:** 175 **FAMILY:** Wife, Kathy; Cole Steven (5/14/00) **EDUCATION:** Ohio State University (1992, Education) **SPECIAL INTERESTS:** Movies, TV **TURNED PROFESSIONAL:** 1992 **OTHER INFORMATION:** Member of Nationwide Tour in 1995-96 and 2000-03. Made the cut in 10 of 24 starts in 2003, with a pair of top-25s to his credit. Third-round 67 helped him to a T15 finish at the BMW Charity Pro-Am at The Cliffs. Career-low 63 in the second round of the Omaha Classic moved him into a tie for third after 36 holes. Wound up at 18-under par and T12 in Omaha. Ranked No. 8 in Par 3 Birdie Leaders (15.3 percent). Made the cut in just four of 19 starts in 2002. Opening-round 65 at the Fort Smith Classic was his best of the year. Was tied for second after the first 18 in Fort Smith, eventually finishing T32. Enjoyed a T2 at the 2002 Canadian Tour Texas Challenge. Made the cut in eight of 24 tournaments during the 2001 campaign. Top finish was a T2 at the Louisiana Open. Finished 76th on the money list, with \$53,428. During the 2000 season made the cut in 16 of 27 events, with two top-10 and five top-25 finishes. Earned his first career win at the Richmond Open in mid-May. Charged into contention from three strokes back in Sunday's final round with birdie putts of 30, 50 and 10 feet on the first three holes. Added an eagle-2 on the par-4 12th hole for his second eagle on a par 4 that week. Posted a final-round 66 but needed a birdie on the 72nd hole to get to 8-under for the tournament. Waited as former four-year Ohio State University teammate and roommate Chris Smith bogeyed the final hole to drop into a playoff. Defeated Smith when he holed a greenside bunker shot on the first extra hole for a birdie and Smith missed a 25-foot birdie putt to tie. First-place check was worth \$72,000 and moved him from No. 90 to No. 11 on the money list. His wife, Kathy, was home in Florida at the time and delivered their first child, Cole Steven, less than a week after the win. Returned to the Tour three weeks later and tallied his other top-10 finish, a T5 at the Dayton Open. Closed the year by making the cut in his last four events. Won the 2001 Panama Panasonic Open on the Canadian Tour. Won the 1997 Utah Open and was a five-time winner on the Golden State Tour. Played in Asia in 1993 and wound up losing 15 pounds in less than three months after getting sick from the food and water. College teammate and roommate of PGA TOUR player Chris Smith and Craig Kanada. His father got him started in the game of golf.

**NATIONWIDE TOUR SUMMARY:****NATIONWIDE TOUR VICTORIES (1):** 2000 Richmond Open.**MONEY & POSITION:**

1993 — \$0	2000 — \$126,066 — 38	2003 — \$33,848 — 110
1995 — 7,600 — 138	2001 — 53,428 — 76	
1996 — 1,120 — 219	2002 — 7,781 — 190	

BEST 2003 NATIONWIDE TOUR FINISHES: T12—Omaha Classic; T15—BMW Charity Pro-Am at The Cliffs.**2003 NATIONWIDE TOUR SUMMARY:** Tournaments entered—24; in money—10; Top-10 finishes—0**NATIONWIDE TOUR CAREER SUMMARY:** Tournaments Entered—140; in money—46; Top-10 finishes—3**NATIONWIDE TOUR CAREER EARNINGS:** \$229,842**PGA TOUR SUMMARY:****MONEY & POSITION:**

1993 — \$0

PGA TOUR CAREER SUMMARY: Tournaments Entered—2; in money—0; Top-10 finishes—0

S

SCHERRER, Tom **BIRTHDATE:** July 20, 1970 **BIRTHPLACE:** Syracuse, NY **RESIDENCE:** Windermere, FL **HEIGHT:** 6-0 **WEIGHT:** 210 **FAMILY:** Wife, Jennifer; Thomas William (7/14/99), Cregg James (6/18/01) **EDUCATION:** University of North Carolina **SPECIAL INTERESTS:** Hockey, reading **TURNED PROFESSIONAL:** 1992 **OTHER INFORMATION:** Member of the PGA TOUR in 1996 and 1999-2003 and the Nationwide Tour 1994-95 and 1997-98. Split time on both Tours in 2003, with a combined 26 starts and 14 cuts made. Best finish was a T10 at the Lake Erie Charity Classic in late June. Second-round 64 got him into a T6 at the halfway point of the 84 Lumber Classic of Pennsylvania, where he T16. Made the cut in 15 of 34 PGA TOUR starts in 2002, with his only top-10 finish coming in late August at the Air Canada Championship. Final-round 65 moved him up the leaderboard for a solo sixth finish, his best effort since he finished alone in fourth at the 1999 Michelob Championship at Kingsmill. Other top-25 finishes came at the Genuity Championship (T16), Compaq Classic of New Orleans (T23) and B.C. Open (T25). Began the 2001 season on a strong note, earning \$76,500 combined in first two starts at WGC-Accenture Match Play Championship and Mercedes Championships. Made Masters debut after turning down invitation in 1993 as runner-up in 1992 U.S. Amateur. Turned professional then and joined the Nationwide Tour. Finished 25th at Augusta National. Earned his first PGA TOUR title at the 2000 Kemper Insurance Open, his 84th career start. At Kemper, he defeated five players by two strokes. Only player to shoot sub-70 rounds each day and his 67-68-69-67—271 effort earned \$540,000. Became the season's fifth first-time winner, also ninth player to win first TOUR title at Kemper



Insurance Open. Opened 65-66 at Touchstone Energy Tucson Open to take 36-hole lead, then followed with 68 to continue lead through 54 holes. Closing 72 produced three-way T2, two strokes behind first-time winner Jim Carter. Third top-10 came in FedEx St. Jude Classic, a T7. Rounds of 71-64-72-67 at Michelob Championship at Kingsmill resulted in solo fourth finish, three strokes behind David Toms. Had a T23 at 1999 U.S. Open, which made him the low finisher among 46 first-time participants. Captured the 1998 Upstate Classic and finished 14th on Nationwide Tour money list to earn 1999 PGA TOUR card. Finished sixth on 1995 Nationwide Tour money list. Set Nationwide Tour record by appearing in playoffs in three consecutive weeks. Won one of those playoffs at the Knoxville Open. Winner of 1990 North and South Amateur Championship. Runner-up to Justin Leonard in 1992 U.S. Amateur. Member of 1991 U.S. Walker Cup team. Captain of hockey team that won state high school championship in New York. Born in Syracuse, but hails from Skaneateles, NY.

NATIONWIDE TOUR SUMMARY:**NATIONWIDE TOUR VICTORIES (2):** 1995 Knoxville Open. 1998 Upstate Classic.**MONEY & POSITION:**

1993 — \$613 — 248	1995 — \$143,404 — 6	1998 — \$129,134 — 14
1994 — 87,131 — 19	1997 — 60,342 — 36	2003 — 25,825 — 127

BEST 2003 NATIONWIDE TOUR FINISH: T10—Lake Erie Charity Classic at Peek 'n Peak Resort.**2003 NATIONWIDE TOUR SUMMARY:** Tournaments entered—10; in money—7; Top-10 finishes—1**NATIONWIDE TOUR CAREER SUMMARY:** Tournaments Entered—123; in money—78; Top-10 finishes—29**NATIONWIDE TOUR CAREER EARNINGS:** \$446,449**PGA TOUR SUMMARY:****PGA TOUR VICTORIES (1):** 2000 Kemper Insurance Open.**MONEY & POSITION:**

1992 — \$0	1999 — \$427,849 — 92	2002 — \$356,657 — 150
1996 — 136,323 — 141	2000 — 1,263,585 — 35	2003 — 122,431 — 198
1997 — 6,372 — 292	2001 — 212,091 — 167	

BEST 2003 PGA TOUR FINISHES: T16—84 Lumber Classic of Pennsylvania; T21—Reno-Tahoe Open.**2003 PGA TOUR SUMMARY:** Tournaments entered—16; in money—7; Top-10 finishes—0**PGA TOUR CAREER SUMMARY:** Tournaments Entered—178; in money—84; Top-10 finishes—8**PGA TOUR CAREER EARNINGS:** \$2,525,306

SCHLAGENHAUF, Byron **BIRTHDATE:** May 31, 1976 **BIRTHPLACE:** Chico, CA **RESIDENCE:** Aliso Viejo, CA; plays out of Boundary Oak GC (Walnut Creek, CA) **HEIGHT:** 5-10 **WEIGHT:** 150 **FAMILY:** Wife, Krissie **EDUCATION:** University of California-Los Angeles (1999)

SPECIAL INTERESTS: Fishing, backpacking **TURNED PROFESSIONAL:** 1999 **OTHER INFORMATION:** Rookie on the 2004 Nationwide Tour. Has missed the cut in three previous career starts. Last start came at the 2002 Samsung Canadian PGA Championship, where he carded rounds of 71-78. Only PGA TOUR start was a missed cut at the 2000 Nissan Open, where he was a Monday qualifier. Played the Golden State and California Tours in 2000-03, winning several times. Third-team All-America for UCLA in 1999. Two-time All-Pac-10 Conference first-team choice (1998, '99).

**NATIONWIDE TOUR SUMMARY:****MONEY & POSITION:**

2001 — \$0 2002 — \$0

NATIONWIDE TOUR CAREER SUMMARY: Tournaments Entered—3; in money—0; Top-10 finishes—0**PGA TOUR SUMMARY:****MONEY & POSITION:**

2000 — \$0

PGA TOUR CAREER SUMMARY: Tournaments Entered—1; in money—0; Top-10 finishes—0

SCHULTZ, Jason **BIRTHDATE:** March 29, 1973 **BIRTHPLACE:** Tampa, FL **RESIDENCE:** Columbia, MO **HEIGHT:** 5-10 **WEIGHT:** 180 **FAMILY:** Single

EDUCATION: University of Missouri (1996, Hotel and Restaurant Management) **SPECIAL INTERESTS:** Reading, running, music **TURNED PROFESSIONAL:** 1996 **OTHER INFORMATION:** Member of the Nationwide Tour in 1999, 2001 and 2003. Made the cut in nine of 23 appearances on the 2003 Nationwide Tour. Wrapped up the season No. 84 on the money list, with \$53,463. Finished T7 in his final event of the season at the Miccosukee Championship, where he recorded the 29th double eagle in Tour history during the opening round. Only other top-10 out of his five top-25 showings was a T10 at the Preferred Health Systems Wichita Open. Made the cut in 10 of 17 starts during the 2001 season with three top-25 finishes with his best finish a T9 at the Utah Classic. Finished No. 23 on the 2002 Canadian Tour Order of Merit and No. 18 in Scoring Average. T6 at the Victoria Open and T7 at the Lewis Chitengwa Memorial Championship. Made the cut in two of 13 Nationwide Tour events in 1999, with his best finish a T28 at the Permian Basin Open. Played in two Nationwide Tour events in 1998,



Other Prominent Players (cont.)

finishing T22 at the St. Louis Golf Classic. Missed the cut at the Wichita Open. Only PGA TOUR start came at the 1999 Sony Open in Hawaii where he missed the cut. Named 1995 Missouri Amateur of the Year. His grandfather started him in golf at age 11, buying him a set of clubs and a junior membership. Lists his grandfather, Bob Bushmeyer, and Jack Nicklaus as his heroes. Has worked as a substitute teacher.

NATIONWIDE TOUR SUMMARY:

BEST NATIONWIDE TOUR CAREER FINISH: T7—2003 Miccosukee Championship.

MONEY & POSITION:

1996 — \$0	1999 — \$1,932 —194	2003 — \$53,463 — 84
1997 — 0	2001 — 28,047 —116	
1998 — 2,025 —201	2002 — 0	

BEST 2003 NATIONWIDE TOUR FINISHES: T7—Miccosukee Championship; T10—Preferred Health Systems Wichita Open.

2003 NATIONWIDE TOUR SUMMARY: Tournaments entered—23; in money—9; Top-10 finishes—2

NATIONWIDE TOUR CAREER SUMMARY: Tournaments Entered—59; in money—22; Top-10 finishes—3

NATIONWIDE TOUR CAREER EARNINGS: \$85,467

PGA TOUR SUMMARY:

MONEY & POSITION:

1999 — \$0

PGA TOUR CAREER SUMMARY: Tournaments Entered—1; in money—0; Top-10 finishes—0

SCHUTTE, Warren BIRTHDATE: September 21, 1971 **BIRTHPLACE:**

Durban, South Africa **RESIDENCE:** Anthem, AZ **HEIGHT:** 6-2 **WEIGHT:** 240 **FAMILY:** Wife, Joan; Hayden Thomas (3/21/03) **EDUCATION:** University of Nevada-Las Vegas (1993) **SPECIAL INTERESTS:** Fishing **TURNED PROFESSIONAL:** 1993 **OTHER INFORMATION:** Full-time member of the Nationwide Tour in 2000 when he made the cut in eight of 18 starts. Had a pair of top-25 finishes, including a season-best T19 at the Hershey Open. Has made the cut in four of 14 career PGA TOUR starts, with his only top-25 finish a T19 at the 1993 Buick Open. Has qualified for the U.S. Open three times (1992, 2000 and 2003). Played on the Southern Africa Tour 1996-98. Won the 1997 FNB Players Championship and T6 at the Nashua Wild Coast Sun Challenge. Was T2 at the 1996 South African Masters. Was the 1991 NCAA individual champion at Pebble Beach GL. 1992 U. S. Amateur Public Links champion, defeating Richard Mayo in the final to qualify for the 1993 Masters, where he played with Jack Nicklaus and Arnold Palmer. Big West Conference Player of the Year in 1991 and 1992 while at UNLV. Still holds UNLV school records for career scoring average (71.64), wins (six), wins in a single season (four) and rounds in a career (179). Won the 1994 Utah Open.



NATIONWIDE TOUR SUMMARY:

BEST NATIONWIDE TOUR CAREER FINISH: T19—2000 Hershey Open.

MONEY & POSITION:

1993 — \$315 —284	1996 — \$0	2000 — \$22,013 — 135
1994 — 1,363 —207	1997 — 0	2001 — 0

NATIONWIDE TOUR CAREER SUMMARY: Tournaments Entered—29; in money—11; Top-10 finishes—0

NATIONWIDE TOUR CAREER EARNINGS: \$23,691

PGA TOUR SUMMARY:

BEST PGA TOUR CAREER FINISH: T19—1993 Buick Open.

MONEY & POSITION:

1992 — \$0	1995 — \$0	2003 — \$0
1993 — 10,875 —238	1997 — 16,888 —246	
1994 — 1,990 —318	2000 — 13,578	

2003 PGA TOUR SUMMARY: Tournaments entered—1; in money—0; Top-10 finishes—0

PGA TOUR CAREER SUMMARY: Tournaments Entered—14; in money—4; Top-10 finishes—0

PGA TOUR CAREER EARNINGS: \$43,331

SCHWAMKRUG, Victor BIRTHDATE: April 27, 1977 **BIRTHPLACE:**

Houston, TX **RESIDENCE:** Baytown, TX **HEIGHT:** 6-0 **WEIGHT:** 180 **FAMILY:** Single **EDUCATION:** University of Houston (1999, Sociology) **SPECIAL INTERESTS:** Bowling, hunting, fishing, pool, playing cards **TURNED PROFESSIONAL:** 1999 **OTHER INFORMATION:** Member of the Nationwide Tour in 2000 and 2002-03. Made the cut in eight of 18 events on the 2003 Nationwide Tour. Concluded the season with \$46,339 and the No. 90 spot on the final money list. Trained by one stroke after each of the first three rounds at the LaSalle Bank Open after posting rounds of 66-69-67. Shot a final-round 1-over-par 73 to finish 13-under-par 275 and a season-best T5, four shots behind Andre Stolz's winning tally. Finished solo ninth at the Omaha Classic for his only other top-10 of the year. Broke his own Nationwide Tour record for Driving Distance with a 339.3-yard average last season, eclipsing the mark of 328.5 he set in 2002. Posted a career-low, 9-under 63 in the final round of last year's Preferred Health Systems Wichita Open. Made the cut in 12 of 25 starts in 2002, with a pair of top-10 finishes. Was T10 at the Fort Smith Classic and added a career-best



T4 at the Utah Classic, posting rounds of 71-67-67 in the rain-shortened event. Established a Tour record for Driving Distance, averaging 328.5 yards, breaking the old mark of 312.0 set by Tom Carter in 2001. His 328.5 average topped John Daly's PGA TOUR-leading 306.8 for the 2002 season. Ranked No. 6 in Final-Round Scoring Average (69.58). Played in only two tournaments on the Nationwide Tour in 2001. Finished T46 at the Permian Basin Open and 52nd at the Florida Classic. Played in 16 tournaments during his rookie season in 2000 and finished No. 111 on the money list with \$28,854. Best finish that year was a T8 at the 2000 Inland Empire Open. Monday qualifier at the 1999 Reno-Tahoe Open, where he posted a 287 total for T43. Honorable mention All-America selection as a senior at Houston. Led the Cougars to three consecutive top-10 finishes at the NCAA Championships. Earned first-team Conference USA honors in 1997 and 1998, as well as second-team honors in 1999.

NATIONWIDE TOUR SUMMARY:

BEST NATIONWIDE TOUR CAREER FINISH: T4—2002 Utah Classic.

MONEY & POSITION:

1999 — \$0	2001 — \$3,002 —224	2003 — \$46,339 — 90
2000 — 28,854 —111	2002 — 48,655 — 82	

BEST 2003 NATIONWIDE TOUR FINISHES: T5—LaSalle Bank Open; 9—Omaha Classic.

2003 NATIONWIDE TOUR SUMMARY: Tournaments entered—18; in money—8; Top-10 finishes—2

NATIONWIDE TOUR CAREER SUMMARY: Tournaments Entered—62; in money—31; Top-10 finishes—5

NATIONWIDE TOUR CAREER EARNINGS: \$126,850

PGA TOUR SUMMARY:

BEST PGA TOUR CAREER FINISH: T43—1999 The Reno-Tahoe Open.

MONEY & POSITION:

1999 — \$8,580 —300 2000 — \$0

PGA TOUR CAREER SUMMARY: Tournaments Entered—4; in money—1; Top-10 finishes—0

PGA TOUR CAREER EARNINGS: \$8,580

SCHWARZROCK, Brent BIRTHDATE: May 11, 1972 **BIRTHPLACE:**

Orlando, FL **RESIDENCE:** Sea Island, GA **HEIGHT:** 6-4 **WEIGHT:** 220 **FAMILY:** Wife, Meg **EDUCATION:** Brevard Community College (Associate Degree) **SPECIAL INTERESTS:** Fishing, hunting **TURNED PROFESSIONAL:** 1995 **OTHER INFORMATION:** Member of the PGA TOUR from 2000-03 and the Nationwide Tour in 1998. Made the cut in 11 of 20 PGA TOUR events last year, with a pair of top-25 finishes. Closed the year by making the cut in four of his final five starts. T17 at the John Deere Classic started his run and closed it with a T12 at the FUNAI Classic at the WALT DISNEY WORLD Resort. T6 at the 2003 Chitimacha Louisiana Open, his only start on the Nationwide Tour. Best season on the PGA TOUR came in 2001, when he finished No. 142 on money list with \$322,336 despite being limited to 20 events. Top finish was T8 at the Air Canada Championship, with rounds of 68-68-69-70. Received largest paycheck of career (\$94,500) with T9 at Kemper Insurance Open. Earned a card for the 2001 season by finishing T31 at 2000 PGA TOUR National Qualifying Tournament. Received a Major Medical Extension in 2000 (27 events), but still was having lower-back problems. Played in 19 events, making the cut in six. First qualified to play on the PGA TOUR in 1999 after finishing 11th at 1998 PGA TOUR National Qualifying Tournament. Managed to play only one competitive round due to a nagging lower-back pain. Withdrew after shooting 80 in the first round of the AT&T Pebble Beach National Pro-Am. Member of the Nationwide Tour in 1998, where he finished No. 65 on the money list. Lost in playoff to Dennis Paulson at Huntsville Open. All-American in 1993. Won Florida State College Tournament in 1993.



NATIONWIDE TOUR SUMMARY:

BEST NATIONWIDE TOUR CAREER FINISH: 2—1998 Huntsville Open.

MONEY & POSITION:

1998 — \$33,535 — 65	2000 — \$22,908 —133
1999 — 0	2003 — 16,506 —164

BEST 2003 NATIONWIDE TOUR FINISH: T6—Chitimacha Louisiana Open.

2003 NATIONWIDE TOUR SUMMARY: Tournaments entered—1; in money—1; Top-10 finishes—1

NATIONWIDE TOUR CAREER SUMMARY: Tournaments Entered—31; in money—16; Top-10 finishes—3

NATIONWIDE TOUR CAREER EARNINGS: \$72,949

PGA TOUR SUMMARY:

BEST PGA TOUR CAREER FINISH: T8—2001 Air Canada Championship.

MONEY & POSITION:

1999 — \$0	2001 — \$322,336 —142	2003 — \$216,561 — 174
2000 — 94,347 —195	2002 — 160,673 —182	

BEST 2003 PGA TOUR FINISHES: T12—FUNAI Classic at the WALT DISNEY WORLD Resort; T17—John Deere Classic.

2003 PGA TOUR SUMMARY: Tournaments entered—20; in money—11; Top-10 finishes—0

PGA TOUR CAREER SUMMARY: Tournaments Entered—69; in money—34; Top-10 finishes—2

PGA TOUR CAREER EARNINGS: \$793,917

Other Prominent Players (cont.)

SESSLER, Chris BIRTHDATE: December 29, 1969 BIRTHPLACE:

Phoenix, AZ RESIDENCE: Phoenix, AZ; plays out of The Legacy Golf Resort HEIGHT: 5-10 WEIGHT: 180 FAMILY: Wife, Sherri; one son EDUCATION: University of Arizona (1993, Agriculture Economics) SPECIAL INTERESTS: Family, friends TURNED PROFESSIONAL: 1999 OTHER INFORMATION: Rookie on the 2004 Nationwide Tour. Only previous career start came in the 2003 Chrysler Classic of Tucson, where he received a sponsor exemption. Posted rounds of 72-74 and missed the cut. Was an account executive for 8 1/2 years in logistics and transportation for the shipping industry following graduation from college. Spent time on the Gateway Tour, Southwest Pro Tour and the Pepsi Tour. Won the 2002 Southern Arizona Open Championship and the 2003 Gateway Tour Johnson Bank Classic. Was a standout baseball player in high school and junior college. Did not play college golf. Lists his parents among his heroes. Learned the game from his father beginning at age 8.



PGA TOUR SUMMARY:
MONEY & POSITION:

2003 — \$0

2003 PGA TOUR SUMMARY: Tournaments entered—1; in money—0; Top-10 finishes—0

PGA TOUR CAREER SUMMARY: Tournaments Entered—1; in money—0; Top-10 finishes—0

SHARKEY, Matt BIRTHDATE: July 8, 1965 BIRTHPLACE: Hillsboro, OH

RESIDENCE: Hillsboro, OH; plays out of Hillsboro Elks HEIGHT: 6-5 WEIGHT: 220 FAMILY: Single EDUCATION: Wright State University (1990, Education) SPECIAL INTERESTS: Music, movies TURNED PROFESSIONAL: 1988 OTHER INFORMATION: First played the Nationwide Tour in 1996 but has never been a member of the Tour. Has made eight cuts in 19 career starts. Teed it up five times in 2001 and made four cuts. Only career top-10 came that year at the Hershey Open, where he posted a career-best 65 en route to a T9 finish. Played on the 2003 Golden Bear Tour. Has won twice on the TearDrop Tour. Was a Ohio state finalist in the high jump. Huge fan of singer Bruce Springsteen and has been to more than 15 of his concerts. Favorite PGA TOUR player is Bill Kratzert.



NATIONWIDE TOUR SUMMARY:

BEST NATIONWIDE TOUR CAREER FINISH: T9—2001 Hershey Open.

MONEY & POSITION:

1996 — \$340 —291 1999 — \$563 —260 2002 — \$1,403 —294

1997 — 0 2000 — 0 2003 — 0

1998 — 664 —262 2001 — 18,668 —139

2003 NATIONWIDE TOUR SUMMARY: Tournaments entered—1; in money—0; Top-10 finishes—0

NATIONWIDE TOUR CAREER SUMMARY: Tournaments Entered—19; in money—8; Top-10 finishes—1

NATIONWIDE TOUR CAREER EARNINGS: \$21,637

PGA TOUR SUMMARY:

MONEY & POSITION:

1998 — \$0 2000 — \$0

PGA TOUR CAREER SUMMARY: Tournaments Entered—2; in money—0; Top-10 finishes—0

SKINNER, Sonny BIRTHDATE: August 18, 1960 BIRTHPLACE:

Portsmouth, VA RESIDENCE: Sylvester, GA; plays out of Pineknoll CC HEIGHT: 5-9 WEIGHT: 165 FAMILY: Wife, Genia; Marlee (12/30/94) EDUCATION: Abraham Baldwin Agricultural College (1982) SPECIAL INTERESTS: Family, church TURNED PROFESSIONAL: 1982 OTHER INFORMATION: Member of the Nationwide Tour in 1993-96 and 1999-2003. Made the cut in 11 of 26 starts last year and ended the year No. 81 on the money list. Two of his five top-25 finishes were top-10s, including a T4 at the Henrico County Open and a T10 at the Permian Basin Charity Golf Classic. At Henrico, shared the second-round lead with Bo Van Pelt and shared the third-round lead with Van Pelt and Bobby Gage. Final-day 70 left him two shots out of a playoff. Ranked No. 4 in Scrambling and No. 17 in Driving Accuracy Percentage. Made the cut in six of 25 events in 2002, with his only top-25 finish a T14 at the Knoxville Open. Was one of the most consistent players on the Nationwide Tour in 2001, making the cut in 21 of 24 tournaments entered. Finished No. 26 on the final money list with \$143,951. Had four top-10 finishes and 11 top-25 finishes. Best tournament was a T3 at the Charity Pro-Am at The Cliffs. Other top-10 finishes included a T5 at the Steamtown Classic, a T5 at the Knoxville Open and a T8 at the Samsung Canadian Open. His 63 (8-under) in the opening round of the Florida Classic was a course record and the second-best opening round on Tour in 2001. Finished No. 6 on Tour in Driving Accuracy and Sand Save Percentage. Ranked No. 8 in Greens Hit in Regulation. Made the cut in 20 of 28 events in 2000, with three top-10 and nine top-25 finishes. Had his best stretch early in the year when he made six straight cuts after missing the cut in the season-opening Florida Classic. Winner of the 1993 Shreveport Open as a Monday qualifier, the sixth Monday qualifier to win on Tour. Winner of the 1994 Dominion Open. Shot a 60 in the 1993 White Rose Classic pro-am. Finished 11th on 1994 Nationwide Tour money list, missing out on earning his 1995 PGA TOUR card by \$1,741. Shot opening-round



62, tying the Warwick Hills G&CC course record at 1997 Buick Open. Won nine mini-tour and four collegiate events. Was a second-team all-state football player in high school. Got started in golf by caddying for his father, Henry.

NATIONWIDE TOUR SUMMARY:

NATIONWIDE TOUR VICTORIES (2): 1993 Shreveport Open. 1994 Dominion Open.

MONEY & POSITION:

1990 — \$0 1995 — \$32,789 —58 2001 — \$143,951 —26

1991 — 4,497 —138 1996 — 11,003 —118 2002 — 16,926 —147

1992 — 740 —260 1997 — 0 2003 — 55,371 —81

1993 — 54,998 —27 1999 — 1,354 —207

1994 — 112,178 —11 2000 — 99,292 —54

BEST 2003 NATIONWIDE TOUR FINISHES: T4—Henrico County Open; T10—Permian Basin Charity Golf Classic.

2003 NATIONWIDE TOUR SUMMARY: Tournaments entered—26; in money—11; Top-10 finishes—2

NATIONWIDE TOUR CAREER SUMMARY: Tournaments Entered—238; in money—131; Top-10 finishes—20

NATIONWIDE TOUR CAREER EARNINGS: \$533,099

PGA TOUR SUMMARY:

BEST PGA TOUR CAREER FINISH: T13—1997 Deposit Guaranty Golf Classic.

MONEY & POSITION:

1990 — \$29,565 —193 1992 — \$26,454 —201 1997 — \$46,328 —206

1991 — 4,013 —260 1993 — 1,557 —323 1998 — 109,418 —179

PGA TOUR CAREER SUMMARY: Tournaments Entered—114; in money—46; Top-10 finishes—0

PGA TOUR CAREER EARNINGS: \$217,335

SOWARDS, Bob BIRTHDATE: June 9, 1968 BIRTHPLACE: Portsmouth,

OH RESIDENCE: Columbus, OH; plays out of Wedgewood G&CC (Powell, OH) HEIGHT: 6-1 WEIGHT: 230 FAMILY: Wife, Lynn; Jordan Leigh (11/22/02) EDUCATION: Glenville State College (1990, Business Management) TURNED PROFESSIONAL: 1990 OTHER INFORMATION: Member of the Nationwide Tour in 1998. Made the cut in half of his 28 starts and finished No. 97 on the money list that year. Had four top-25 finishes, including a season-best T12 at the season-opening Lakeland Classic. T16 at the Fort Smith Classic, where he was just one stroke off the lead after an opening-day 65. Only three starts on the PGA TOUR have all come in major championships. Played in the 1997, 2001 and 2003 PGA Championships, missing the cut each time. Club professional since 1991. Was a pro at Muirfield Village in 1996-97 and most recently at Wedgewood G&CC in Powell, OH, since 2000.



NATIONWIDE TOUR SUMMARY:

BEST NATIONWIDE TOUR CAREER FINISH: T12—1998 Lakeland Classic.

MONEY & POSITION:

1990 — \$0 1997 — \$0 2002 — \$0

1994 — 0 1998 — 18,700 —97 2003 — 2,250 —290

BEST 2003 NATIONWIDE TOUR FINISH: T36—Dayton Open.

2003 NATIONWIDE TOUR SUMMARY: Tournaments entered—1; in money—1; Top-10 finishes—0

NATIONWIDE TOUR CAREER SUMMARY: Tournaments Entered—33; in money—15; Top-10 finishes—0

NATIONWIDE TOUR CAREER EARNINGS: \$20,950

PGA TOUR SUMMARY:

MONEY & POSITION:

1997 — \$0 2001 — \$0 2003 — \$0

2003 PGA TOUR SUMMARY: Tournaments entered—1; in money—0; Top-10 finishes—0

PGA TOUR CAREER SUMMARY: Tournaments Entered—3; in money—0; Top-10 finishes—0

SPOSA, Mike BIRTHDATE: June 5, 1969 BIRTHPLACE: Teaneck, NJ

RESIDENCE: Coral Springs, FL HEIGHT: 5-11 WEIGHT: 170 FAMILY: Wife, DeAnna; Chase Walker (3/6/98), Kallan Olivia (5/10/01) EDUCATION: University of Tennessee (1991, Psychology) SPECIAL INTERESTS: Fly fishing, photography TURNED PROFESSIONAL: 1991 OTHER INFORMATION: Member of the PGA TOUR from 1999-2003 and Nationwide Tour from 1994-96 and 1998. Made the cut in 11 of 25 starts in 2003 with three top-25 finishes, ending up No. 160 on the money list. Best effort was a T10 at Chrysler Classic of Tucson where he made the 36-hole cut on the number. Posted a pair of weekend 66s to move up the leaderboard. Second-round 63 at the HP Classic of New Orleans was one off his career best and helped him to a T16 finish. Opening-day 65 gave him the first-round lead at the Buick Open. Dropped out of the top 100 on the 2002 PGA TOUR after a career season in 2001. Played in a career-high 34 events in 2002 and was in the money 21 times, finishing No. 132 on the final money list with \$463,418. Earned his only top-10 of the season, a T4 at the Compaq Classic of New Orleans. Collected largest paycheck of his career worth \$177,187, his first top-10 since the 2000 Shell Houston Open (T7). Carded hole-in-one on 16th hole during second round at the Phoenix Open en route to T45. Rounds of 70-66-69-70 at the Touchstone Energy Tucson Open good for T18. Returned to the PGA TOUR in 2001 for the third consecutive season by virtue of T31 at the 2000 PGA TOUR Qualifying Tournament. Turned in best



Other Prominent Players (cont.)

season, earning more than double his career total. Did not have a top-10 but posted nine top-25s. Rounds of 68-66 produced 36-hole lead at Greater Greensboro Chrysler Classic. Stood one back after third-round 70. Closing 73 dropped him to T12. Best finish came at MasterCard Colonial where he T11. Was one stroke off 18-hole lead at Buick Challenge after opening 65 before finishing 71-73-71 for T31. Managed to get into 26 tournaments in 2000 after ending 147th on the PGA TOUR money list in 1999. Highlight of the season came when he entered the field as an alternate on Thursday afternoon at the Shell Houston Open. Posted his best career finish in Houston, a T7, which was also his largest payday (\$84,350). Shared first-round lead at Westin Texas Open after opening with 64 and finished T48. His first season on PGA TOUR came in 1999 where he finished 11th among rookies in earnings with \$155,408. Made the cut in 17 of 31 events, including one top-10, a T10 at the Kemper Open. Closed the 1998 Nationwide Tour season on a strong note, making the cut in seven of his last eight tournaments, including four top-10s. Earned his first career title at the Boise Open, taking the first-round lead with an opening 63 and sharing the third-round lead. Had T3 at Inland Empire Open and T9 at Tour Championship to finish No. 9 on the final money list to earn his 1999 PGA TOUR card for the first time. Member of the 1991 U.S. Walker Cup team, which he calls his biggest thrill in golf. Won the 1990 Southeastern Conference individual title. All-America selection in 1990 and 1991 at South Carolina where his four career wins was a school record until recently broken by Kyle Thompson (five). Family lived near a golf course since he was age 5, most of the time at Inverrary CC in Lauderhill, FL, the site the Honda Classic from 1972-83. Played in many state junior tennis events while growing up.

NATIONWIDE TOUR SUMMARY:

BEST NATIONWIDE TOUR CAREER FINISH: (1): 1998 Boise Open.

MONEY & POSITION:

1993 —	\$0	1996 —	\$29,004 — 67	2000 —	\$2,940 — 227
1994 —	32,772 — 47	1997 —	0		
1995 —	66,724 — 26	1998 —	140,139 — 9		

NATIONWIDE TOUR CAREER SUMMARY: Tournaments Entered—109; in money—63; Top-10 finishes—16

NATIONWIDE TOUR CAREER EARNINGS: \$271,579

PGA TOUR SUMMARY:

BEST PGA TOUR CAREER FINISH: T4—2002 Compaq Classic of New Orleans.

MONEY & POSITION:

1991 —	\$0	2000 —	\$201,360 — 163	2003 —	\$276,447 — 160
1997 —	0	2001 —	576,312 — 88		
1999 —	255,408 — 147	2002 —	463,418 — 132		

BEST 2003 PGA TOUR FINISH: T10—Chrysler Classic of Tucson.

2003 PGA TOUR SUMMARY: Tournaments entered—25; in money—11; Top-10 finishes—1

PGA TOUR CAREER SUMMARY: Tournaments Entered—148; in money—80; Top-10 finishes—4

PGA TOUR CAREER EARNINGS: \$1,772,945

STANDLY, Mike BIRTHDATE: May 19, 1964 **BIRTHPLACE:** Abilene, TX

RESIDENCE: Houston, TX **HEIGHT:** 6-0 **WEIGHT:** 190 **FAMILY:** Wife, Nicole; Charles Allen, Suzanne Augusta **EDUCATION:** University of Houston **SPECIAL INTERESTS:** Fishing, hunting

TURNED PROFESSIONAL: 1986 **OTHER INFORMATION:** Split his fifth consecutive season between the PGA TOUR and the Nationwide Tour in 2003. Made the cut in six of 11 Nationwide Tour events, with his best finishes on each Tour coming in Canada. Shared the first-day lead at the Alberta Calgary Classic and held a two-stroke lead at the 54-hole mark following a 9-under-par 63. Final-round 73 resulted in a T3 finish. Made the cut in four of nine starts on the PGA TOUR last year, with his best showing a T30 at the Bell Canadian Open, the week following his third-place effort in Calgary. Aced the 168-yard 17th hole at Mystic River GC with a 7-iron during the second round of the 2003 84 Lumber Classic of Pennsylvania. It was first career hole-in-one on TOUR. Played the TravelTex.com Canadian Tour Challenge in Austin, TX, in February 2003, the same week that his son teed off in on a neighboring course for an IJGT event. Lone TOUR victory came at 1993 Freeport-McMoRan Classic, where he posted a final-round 67 to come from two strokes off the lead. Finished second at 1997 Deposit Guaranty Golf Classic when Billy Ray Brown birdied the final hole to win by one. Has 35 top-25s in PGA TOUR career. Medalist in 1991 PGA TOUR National Qualifying Tournament. Played Nationwide Tour in 1990, earning \$10,446 in 28 events. Runner-up to Scott Verplank in 1986 NCAA Championship. 1986 All-American. Winner of the 1984 Boone Links Invitational. Spends his off-season as a professional fence builder.



NATIONWIDE TOUR SUMMARY:

BEST NATIONWIDE TOUR CAREER FINISH: T3—2003 Alberta Calgary Classic.

MONEY & POSITION:

1990 —	\$10,446 — 84	1997 —	\$3,709 — 157	2001 —	\$8,065 — 185
1991 —	1,700 — 186	1999 —	5,583 — 151	2002 —	12,325 — 165
1992 —	0	2000 —	50,285 — 88	2003 —	37,400 — 102

BEST 2003 NATIONWIDE TOUR FINISH: T3—Alberta Calgary Classic.

2003 NATIONWIDE TOUR SUMMARY: Tournaments entered—11; in money—6; Top-10 finishes—1

NATIONWIDE TOUR CAREER SUMMARY: Tournaments Entered—78; in money—39; Top-10 finishes—4

NATIONWIDE TOUR CAREER EARNINGS: \$129,512

PGA TOUR SUMMARY:

PGA TOUR VICTORIES (1): 1993 Freeport-McMoRan Golf Classic.

MONEY & POSITION:

1986 —	\$0	1994 —	\$179,850 — 99	2000 —	\$72,948 — 204
1987 —	0	1995 —	177,920 — 105	2001 —	5,766 — 249
1988 —	800 — 315	1996 —	99,034 — 164	2002 —	68,210 — 211
1991 —	55,846 — 171	1997 —	318,939 — 75	2003 —	62,991 — 223
1992 —	213,712 — 73	1998 —	191,976 — 140		
1993 —	323,886 — 49	1999 —	47,814 — 229		

BEST 2003 PGA TOUR FINISH: T30—Bell Canadian Open.

2003 PGA TOUR SUMMARY: Tournaments entered—9; in money—4; Top-10 finishes—0

PGA TOUR CAREER SUMMARY: Tournaments Entered—297; in money—148; Top-10 finishes—12

PGA TOUR CAREER EARNINGS: \$1,819,693

STARKJOHANN, Chris BIRTHDATE: June 30, 1956 **BIRTHPLACE:** Fort

Worth, TX **RESIDENCE:** Cardiff By The Sea, CA; plays out of Torrey Pines GC (La Jolla, CA) **HEIGHT:** 5-11 **WEIGHT:** 185 **FAMILY:** Wife, Tracy; Victoria Ann (3/22/99) **EDUCATION:** Eastern Wyoming College

SPECIAL INTERESTS: Chess, cars **TURNED PROFESSIONAL:**

1976 **OTHER INFORMATION:** Member of the Nationwide Tour in 1993 and 1998-2003. Made the cut in three of seven starts in 2003.

Best finish was a T3 at the Mark Christopher Charity Classic. Final-round 64 was his best score on Tour since an opening-day 63 at the 2000 Greensboro Open. His 64 was also his best final round since carding a 63 on the last day to win the 1998 St. Louis Golf Classic. Made the cut in just two of 13 starts in 2002, with his best finish a T31 at the State Farm Open. In 2001, made the cut in three of 18 tournaments. Best finish was a T22 at the Dayton Open after rounds of 70-68-70-66. Only other cuts made included a T49 at the Boise Open and a T65 at the Fort Smith Classic. Ranked No. 10 in Driving Accuracy. Made the cut in three of 19 events in 2000, with his best finish a T12 at the Uptate Classic. Earned his first career title at the 1998 St. Louis Golf Classic when he chipped in for birdie at the 72nd hole. His wife, Tracy, caddied for him during the win. Was T48 after the first round and vaulted into contention with weekend rounds of 64-63. His 127 total was the lowest final 36-hole score in Tour history and was matched later that year by Mark Hensby. His best finish in 1993 was a T18 at the Monterrey Open. 1991 Southern California Open champion. 1991 Southern California Section champion. Winner of the Southern California PGA Match Play.



NATIONWIDE TOUR SUMMARY:

NATIONWIDE TOUR VICTORIES (1): 1998 St. Louis Golf Classic.

MONEY & POSITION:

1990 —	\$0	1994 —	\$0	2000 —	\$24,539 — 126
1991 —	0	1997 —	1,100 — 228	2001 —	7,246 — 191
1992 —	0	1998 —	42,581 — 54	2002 —	3,884 — 235
1993 —	5,128 — 140	1999 —	12,313 — 117	2003 —	36,519 — 104

BEST 2003 NATIONWIDE TOUR FINISH: 3—Mark Christopher Charity Classic.

2003 NATIONWIDE TOUR SUMMARY: Tournaments entered—7; in money—3; Top-10 finishes—1

NATIONWIDE TOUR CAREER SUMMARY: Tournaments Entered—118; in money—30; Top-10 finishes—3

NATIONWIDE TOUR CAREER EARNINGS: \$133,311

PGA TOUR SUMMARY:

MONEY & POSITION:

1987 —	\$0	1991 —	\$0	1993 —	\$0
1989 —	0	1992 —	0	1999 —	0

PGA TOUR CAREER SUMMARY: Tournaments Entered—8; in money—0; Top-10 finishes—0

STATON, Kenneth BIRTHDATE: November 25, 1972 **BIRTHPLACE:**

Daytona Beach, FL **RESIDENCE:** Ormond Beach, FL; plays out of Riviera CC **HEIGHT:** 6-0 **WEIGHT:** 175 **FAMILY:** Single **EDUCATION:** Florida State University (1995, Marketing) **SPECIAL INTERESTS:** Fishing **TURNED PROFESSIONAL:** 1995 **OTHER INFORMATION:** Member of the PGA TOUR in 2002-03. Made the cut in seven of 22 starts last year and wound up No. 213 on the money list.

Best showing was a T31 at the Shell Houston Open. Was T3 after an opening-round 66 at the Greater Milwaukee Open. Was two strokes off the lead at the halfway point of the 84 Lumber Classic of Pennsylvania. Missed the cut in all five starts on the 2003 Nationwide Tour. Made the cut in 14 of 36 2002 starts during his rookie season on the PGA TOUR. In only his seventh start of the year and the ninth of his PGA TOUR career, finished T4 at the Touchstone Energy Tucson Open. Final-round 64 moved him up the leaderboard for his first career PGA TOUR top-10. Was one back of the lead through the first round at the 2002 SEI Pennsylvania Classic and two back after 36 holes, but closing rounds of 78-73 dropped him to T67. Entering final month needing to secure TOUR card for 2003, moved toward top 125 with T5 finish at Valero Texas Open, aided by closing rounds of 65-64. Paycheck of \$118,650 jumped season earnings to \$415,067 (No. 131). Ended the year with \$453,816 in earnings and No. 133 position. Earned 2002 TOUR card in fifth trip to Qualifying School. His T2 at 2001 Qualifying School included fifth-round 63, tied for low round of tournament. Six-time winner (three official) during his career on the Canadian Tour, including two in 2001. One of three players (along with



Other Prominent Players (cont.)

Moe Norman and Trevor Dodds) to win four tournaments in one year on the Canadian Tour. Played in two PGA TOUR events in 1999, the Bell Canadian Open and the Air Canada Championship. Missed the cut in the 1998 Louisiana Open and the 1999 Florida Classic. Biggest golf thrill was capturing the Riviera Open (North Florida PGA Winter Tour) in hometown of Daytona Beach. All-American selection at Florida State. Introduced to golf by watching his father play.

NATIONWIDE TOUR SUMMARY:**MONEY & POSITION:**

1998 — \$0 1999 — \$0 2003 — \$0

2003 NATIONWIDE TOUR SUMMARY: Tournaments entered—5; in money—0; Top-10 finishes—0

NATIONWIDE TOUR CAREER SUMMARY: Tournaments Entered—7; in money—0; Top-10 finishes—0

PGA TOUR SUMMARY:

BEST PGA TOUR CAREER FINISH: T4—2002 Touchstone Energy Tucson Open.

MONEY & POSITION:

1999 — \$0 2002 — \$453,816 —133 2003 — \$83,386 —212

BEST 2003 PGA TOUR FINISH: T31—Shell Houston Open.

2003 PGA TOUR SUMMARY: Tournaments entered—22; in money—7; Top-10 finishes—0

PGA TOUR CAREER SUMMARY: Tournaments Entered—60; in money—21; Top-10 finishes—2

PGA TOUR CAREER EARNINGS: \$537,202

STEEL, Iain BIRTHDATE: May 3, 1971 **BIRTHPLACE:** Sabah, Malaysia **RESIDENCE:** Birmingham, AL; London, England **HEIGHT:** 5-9 **WEIGHT:** 160 **FAMILY:** Single **EDUCATION:** Auburn University (1996, Communications) **SPECIAL INTERESTS:** Cars, watching ESPN **TURNED PROFESSIONAL:** 1995 **OTHER INFORMATION:** Member of the Nationwide Tour in 1997, 2000-01 and 2003 and the PGA TOUR in 1998. Made the cut in four of 12 starts in 2003, with his only top-25 coming at the Knoxville Open (T21). Played the Canadian Tour in 2002 and finished No. 9 on the Order of Merit. Won the Greater Vancouver Classic, thanks to a final-round 64 to get into a playoff. Had three other top-10 finishes among his nine cuts made in 10 starts. Made the cut in five of 19 Nationwide Tour events in 2001, with his best finish a T31 at the Cleveland Open. Earned his first career title with three-stroke win at 1997 Boise Open, setting the tournament record in the process with a 17-under-par 267 total. Was T2 at the San Jose Open one week prior to victory in Boise. Was a combined 31-under for the two-week stretch. Finished No. 26 on the season money list, with \$77,440 in 20 events. Qualified for the 1998 PGA TOUR by virtue of his T33 finish at the 1997 PGA TOUR National Qualifying Tournament. Made the cut in seven of 24 PGA TOUR events, with his best showing a T40 at the United Airlines Hawaiian Open. Says his biggest thrill in golf was qualifying for 1996 British Open at Royal Lytham and St. Annes. He missed the cut after posting rounds of 72-77. First-team All-America selection at Auburn in 1995.

**NATIONWIDE TOUR SUMMARY:**

NATIONWIDE TOUR VICTORIES (1): 1997 Boise Open.

MONEY & POSITION:

1997 — \$77,440 —26 1999 — \$810 —237 2001 — \$34,014 —104

1998 — 1,592 —214 2000 — 9,454 —175 2003 — 10,477 —192

BEST 2003 NATIONWIDE TOUR FINISH: T21—Knoxville Open.

2003 NATIONWIDE TOUR SUMMARY: Tournaments entered—12; in money—4; Top-10 finishes—0

NATIONWIDE TOUR CAREER SUMMARY: Tournaments Entered—75; in money—28; Top-10 finishes—4

NATIONWIDE TOUR CAREER EARNINGS: \$133,786

PGA TOUR SUMMARY:

BEST PGA TOUR CAREER FINISH: T40—1998 United Airlines Hawaiian Open.

MONEY & POSITION:

1996 — \$0 1998 — \$29,143 —232 2002 — \$7,560

PGA TOUR CAREER SUMMARY: Tournaments Entered—26; in money—8; Top-10 finishes—0

PGA TOUR CAREER EARNINGS: \$36,703

STILES, Darron BIRTHDATE: June 1, 1973 **BIRTHPLACE:** St. Petersburg, FL **RESIDENCE:** Asheville, NC **HEIGHT:** 6-3 **WEIGHT:** 215 **FAMILY:** Wife, Kim; Sydney Kalani (10/1/03) **EDUCATION:** Florida Southern College (1995, Accounting) **SPECIAL INTERESTS:** TV, Internet, darts, pool, video games **TURNED PROFESSIONAL:** 1995 **OTHER INFORMATION:** Member of Nationwide Tour in 1997 and 1999-02 and the PGA TOUR in 2003. Made the cut in 17 of 29 starts in 2003, with three top-25 finishes. Best effort was a T11 at the Greater Hartford Open, where he carded a PGA TOUR career-best 63 in the second round. T19 at the Deutsche Bank Championship and T21 at the Shell Houston Open. Finished No. 9 on the 2002 Nationwide Tour money list to earn his PGA TOUR card in 2003. Made the cut in 15 of 25 starts in 2002, with seven top-10 finishes. Earned his third career win at the Knoxville Open. Third-round 64 moved him into a three-way tie for first after 54 holes at Fox Den CC. Finished at 16-under to edge Aaron Baddeley and Steve Ford by one shot. Shared the 54-hole lead with



three others at the LaSalle Bank Open, where he wound up solo second. Made the cut in 14 of 26 Nationwide Tour starts in 2001. Posted three top-10 and four top-25 finishes. Best event was a third-place showing at the Richmond Open. Also finished T8 at the Cleveland Open and T9 at the Dayton Open. Had a hole-in-one on the sixth hole at the Monterey Peninsula Classic (second round). Made the cut in 12 of 28 events in 2000, with four top-10 and five top-25 finishes. Was No. 71 on the money list prior to the Tri-Cities Open. Opening-round 68 left him one stroke back of the 18-hole leaders. Even-par 72 kept him one behind 36-hole leader Zach Johnson. Grabbed the 54-hole lead with 3-under 69 and owned a four-stroke advantage over John Kernohan. Hung on to earn his second career win despite a final-round, 1-over 73. First-place check of \$72,000 vaulted him to No. 27 on the money list. Strong late-season push saw him make the cut in six of his last seven events, starting at Tri-Cities. Made the cut in 12 of 22 1999 Nationwide Tour events, with four top-10 and eight top-25 finishes. Holed a 125-yard 9-iron for eagle on the final hole to win the Dominion Open, becoming the 11th player in Tour history to win as a Monday qualifier. Winner of two TearDrop Tour titles in 1999 and the 1996 Terciera Invitational Pro-Am in Portugal, setting course and tournament record. Was a three-time All-America at Florida Southern University. Member of the 1995 NCAA Division II national championship team. Had successful surgery to remove cancerous tumor from jaw in 1989. Surgeons grafted bone from his hip to repair the jaw. Has five career holes-in-one. Says his biggest thrill to date is holing out on No. 18 to win the 1999 Dominion Open.

NATIONWIDE TOUR SUMMARY:

NATIONWIDE TOUR VICTORIES (3): 1999 Dominion Open. 2000 Tri-Cities Open. 2002 Knoxville Open.

MONEY & POSITION:

1997 — \$15,525 —105 2000 — \$147,168 —28 2003 — \$1,413 —323

1998 — 0 2001 — 83,779 —54

1999 — 100,223 —22 2002 — 222,845 —9

BEST 2003 NATIONWIDE TOUR FINISH: T59—Chitimacha Louisiana Open.

2003 NATIONWIDE TOUR SUMMARY: Tournaments entered—1; in money—1; Top-10 finishes—0

NATIONWIDE TOUR CAREER SUMMARY: Tournaments Entered—130; in money—62; Top-10 finishes—19

NATIONWIDE TOUR CAREER EARNINGS: \$570,954

PGA TOUR SUMMARY:

BEST PGA TOUR CAREER FINISH: T11—2003 Greater Hartford Open.

MONEY & POSITION:

1999 — \$0 2003 — \$346,694 —151

BEST 2003 PGA TOUR FINISHES: T11—Greater Hartford Open; T19—Deutsche Bank Championship; T21—Shell Houston Open.

2003 PGA TOUR SUMMARY: Tournaments entered—29; in money—17; Top-10 finishes—0

PGA TOUR CAREER SUMMARY: Tournaments Entered—30; in money—17; Top-10 finishes—0

PGA TOUR CAREER EARNINGS: \$346,694

STOCKTON, JR., Dave BIRTHDATE: July 31, 1968 **BIRTHPLACE:**

Redlands, CA **RESIDENCE:** La Quinta, CA; plays out of The Harvest (Emmitt, ID) **HEIGHT:** 6-2 **WEIGHT:** 210 **FAMILY:** Wife, Diane; Serena Audrey (9/2/98), Jake David (11/12/01) **EDUCATION:** University of Southern California **SPECIAL INTERESTS:** Hunting, fishing, family, all sports **TURNED PROFESSIONAL:** 1990 **OTHER INFORMATION:** Member of the PGA TOUR from 1994-2001 and 2003 and the Nationwide Tour in 1993 and 2002. Made the cut in seven of 31 starts last year, with three top-25 finishes. Was T22 at the AT&T Pebble Beach National Pro-Am and then T21 at the Buick Invitational. Missed the cut in 20 of 22 starts from March through September. Closed the year with a T12 at the Chrysler Classic of Greensboro. Regained PGA TOUR card with a T21 finish at the 2002 Qualifying Tournament. Made the cut in 16 of 23 Nationwide Tour starts in 2002 and wound up No. 40 on the money list. Lost in a four-way playoff to Andy Miller at the State Farm Open. Was one of 22 players within four shots of the 54-hole lead. Final-round 67 got him into the playoff. Played in only four events on the Nationwide Tour in 2001. Made only one cut, a 62nd-place finish at the Monterrey Open. Played in 21 tournaments on the PGA TOUR in 2001, with best finish a T19 at the Michelob Championship at Kingsmill. Opened with rounds of 70-69-67, but closed with a 74 and a \$43,924 paycheck, almost half of his yearly earnings of \$90,132 (No. 200 on money list). Despite playing in 31 PGA TOUR tournaments in 2000, failed to earn full exempt playing status, finishing 140th on money list. Had 12 cuts made and two top-10 finishes (B.C. Open, T5; Air Canada Championship, T8). Continued trend of exceptional play at Canon Greater Hartford Open, with fourth top-15 finish at that event since 1994. Made 13 cuts and posted one top-10 in 1999. Enjoyed his career-best finish, a T2 at the 1995 Canon Greater Hartford Open. He posted an opening 65, followed by three 68s to join Kirk Triplett and Grant Waite, two strokes behind winner Greg Norman. First earned his PGA TOUR card after sharing medalist honors at the 1993 PGA TOUR National Qualifying Tournament. Played in 22 Nationwide Tour events in 1993, winning twice over a four-week stretch. Collected first career title at the Connecticut Open, where he shared the first-round lead and held the second-round lead. Posted a four-stroke win one month later at the Hawkeye Open in Iowa City, IA. Not a true Junior, since father's middle name is Knapp and his is Bradley, but uses Jr. to emphasize ties to his father, a two-time PGA Championship winner and a Champions Tour veteran.



Other Prominent Players (cont.)

NATIONWIDE TOUR SUMMARY:

BEST NATIONWIDE TOUR VICTORIES (2): 1993 Connecticut Open, Hawkeye Open.

MONEY & POSITION:

1993 — \$64,214 — 23 1998 — \$7,226 — 141 2002 — \$110,154 — 40
1994 — 4,865 — 143 2001 — 1,305 — 286

NATIONWIDE TOUR CAREER SUMMARY: Tournaments Entered—56; in money—35; Top-10 finishes—6

NATIONWIDE TOUR CAREER EARNINGS: \$187,765

PGA TOUR SUMMARY:

BEST PGA TOUR CAREER FINISH: T2—1995 Canon Greater Hartford Open.

MONEY & POSITION:

1994 — \$185,209 — 96 1998 — \$218,934 — 132 2002 — \$0
1995 — 149,579 — 124 1999 — 197,127 — 153 2003 — 214,876 — 175
1996 — 176,056 — 120 2000 — 290,426 — 140
1997 — 136,159 — 146 2001 — 90,132 — 200

BEST 2003 PGA TOUR FINISHES: T12—Chrysler Classic of Greensboro; T21—Buick Invitational; T22—AT&T Pebble Beach National Pro-Am.

2003 PGA TOUR SUMMARY: Tournaments entered—31; in money—7; Top-10 finishes—0

PGA TOUR CAREER SUMMARY: Tournaments Entered—270; in money—113; Top-10 finishes—13

PGA TOUR CAREER EARNINGS: \$1,658,498

STREET, Jeff BIRTHDATE: August 2, 1970 **BIRTHPLACE:** Gadsden, AL **RESIDENCE:** Daphne, AL; plays out of Kiva Dunes (Gulf Shores, AL) **HEIGHT:** 5-11 **WEIGHT:** 195 **FAMILY:** Single **EDUCATION:** University of Alabama (1993, Sports Fitness Management) **SPECIAL INTERESTS:** Reading, fitness, history, University of Alabama sports **TURNED PROFESSIONAL:** 1993 **OTHER INFORMATION:** Member of the Nationwide Tour in 2000. Made the cut in nine of 27 starts, with three top-25 finishes. Best showing was a T9 at the Louisiana Open. Ended the year No. 108 on the money list. Monday qualifier at the 2003 First Tee Arkansas Classic, where he posted rounds of 77-73 and missed the cut. Made the cut in two of three Nationwide Tour events in 1999 with a T24 at the Lakeland Classic his best finish. Qualified for the U. S. Open at Pinehurst No. 2, but missed the cut after shooting rounds of 76-75. Lists playing in the 1999 U. S. Open as his biggest thrill in golf. Played on the Golden Bear Tour (1998-01) and the Gateway Tour in 2002-03. Lists Bobby Jones and Ben Hogan among his heroes.



NATIONWIDE TOUR SUMMARY:

BEST NATIONWIDE TOUR CAREER FINISH: T9—2000 Louisiana Open.

MONEY & POSITION:

1997 — \$0 2000 — \$31,039 — 108
1999 — 2,838 — 171 2003 — 0

2003 NATIONWIDE TOUR SUMMARY: Tournaments entered—1; in money—0; Top-10 finishes—0

NATIONWIDE TOUR CAREER SUMMARY: Tournaments Entered—35; in money—11; Top-10 finishes—1

NATIONWIDE TOUR CAREER EARNINGS: \$33,877

PGA TOUR SUMMARY:

BEST PGA TOUR CAREER FINISH: T66—1999 Southern Farm Bureau Classic.

MONEY & POSITION:

1996 — \$0 1999 — \$4,160 — 332

PGA TOUR CAREER SUMMARY: Tournaments Entered—3; in money—1; Top-10 finishes—0

PGA TOUR CAREER EARNINGS: \$4,160

T

TAIT, Shane BIRTHDATE: January 15, 1971 **BIRTHPLACE:** Brisbane, Queensland, Australia **RESIDENCE:** Brisbane, Queensland, Australia **HEIGHT:** 5-10 **WEIGHT:** 210 **FAMILY:** Wife, Suzanne **SPECIAL INTERESTS:** Fishing, all sports **TURNED PROFESSIONAL:** 1990 **OTHER INFORMATION:** Member of the Nationwide Tour in 1998 and 2003. First joined the PGA TOUR of Australasia in 1993. Has also played on the Japan Tour and the European Tour. Had no status on Nationwide Tour but started the year with a solo second at the Jacob's Creek Open in native Australia. Runner-up check of \$65,170 was enough to grant him special temporary membership for the remainder of the 2003 season. Wound up making the cut in nine of 22 starts and finished No. 61 on the money list. Added a T16 at the Alberta Calgary Classic for his only other top-25. Made the cut in six of 15 starts during his rookie season on the Nationwide Tour in 1998. Best finish was a T10 at The Dominion Open in Virginia. Has 32 top-25 finishes on the Australasian Tour, including four third-place showings and a solo second at the 1999 MasterCard Australian PGA Championship. Posted a 64 to grab the first-round lead at the 2001 ANA Open on the Japan Golf Tour. Finished T4 in that event. Two-time Australian Schoolboys champion (1985, '87). Played in representative rugby league for North Brisbane as a schoolboy.



NATIONWIDE TOUR SUMMARY:

BEST NATIONWIDE TOUR CAREER FINISH: 2—2003 Jacob's Creek Open.

MONEY & POSITION:

1997 — \$858 — 242 1999 — \$0 2003 — \$81,150 — 61
1998 — 9,973 — 128 2002 — 1,094 — 322

BEST 2003 NATIONWIDE TOUR FINISH: 2—Jacob's Creek Open.

2003 NATIONWIDE TOUR SUMMARY: Tournaments entered—22; in money—9; Top-10 finishes—1

NATIONWIDE TOUR CAREER SUMMARY: Tournaments Entered—43; in money—17; Top-10 finishes—2

NATIONWIDE TOUR CAREER EARNINGS: \$93,074

TRYON, Ty BIRTHDATE: June 2, 1984 **BIRTHPLACE:** Raleigh, NC **RESIDENCE:** Orlando, FL **HEIGHT:** 5-11 **WEIGHT:** 165 **FAMILY:** Single **EDUCATION:** Crenshaw School **SPECIAL INTERESTS:** Cars, music **TURNED PROFESSIONAL:** Aug. 27, 2001 **OTHER INFORMATION:** After missing more than five months of action due to mononucleosis, granted Major Medical Extension for 2003 PGA TOUR. Had 21 events, when combined with the \$8,620 earned in 2002, to equal or exceed 125th place on the 2002 Official PGA TOUR Money List (\$515,445) and be elevated to the Major Medical Extension for the remainder of the 2003 season. Wound up making the cut in four of his 21 starts, earning \$125,875. Best finish was a T10 at the Bay Hill Invitational, his first career top-10. Final-round 69 was one of eight sub-par rounds on Sunday. Added a T31 at the B.C. Open. Joined the PGA TOUR officially on June 2, 2002, his 18th birthday. Diagnosed with mono and was sidelined from 2002 PGA TOUR from March 17 (missed cut at Bay Hill Invitational) until Tampa Bay Classic. During time off, also had tonsils removed. At 18 years, three months and 19 days, made his first cut as a professional at the 2002 Tampa Bay Classic and earned his first paycheck (T41) as a member of the PGA TOUR (\$8,620). Rebounded from a first-round 1-over-par 73 with a 6-under-par 65 to jump to T8. The 65 tied his career low on the PGA TOUR, matching his first-round effort at the 2001 B.C. Open where he played as an amateur. Became youngest player to earn his TOUR card at 2001 PGA TOUR Qualifying Tournament (17 years, 6 months, 1 day). Previously played on same high school golf team as Jason Cook (John's son) and Cameron Hoch (Scott's son). In 2001, after Monday qualifying for the Honda Classic, became the youngest player to make a cut in a PGA TOUR event (16 years, 9 months, 7 days) since Bob Panasuk (15 years, 8 months, 20 days) at the 1957 Canadian Open. Co-leader after 18 holes at 2001 B.C. Open, where he finished T37, best of season. Turned professional in August prior to successfully advancing through three stages at PGA TOUR National Qualifying Tournament. Captured six tournament titles as a member of the AJGA. Grandfather is a three-time New York State Amateur champion and father was a promising amateur who lost to current pro Jeff Sluman in a New York State junior amateur. Father, Bill, built a green on their Raleigh, NC, farm when Ty was 5. Father nicknamed him Ty after Ty Webb, the Chevy Chase character in 1980 movie "Caddyshack." Has two younger brothers and a sister.



NATIONWIDE TOUR SUMMARY:

MONEY & POSITION:

2002 — \$0

NATIONWIDE TOUR CAREER SUMMARY: Tournaments Entered—1; in money—0; Top-10 finishes—0

PGA TOUR SUMMARY:

BEST PGA TOUR CAREER FINISH: T10—2003 Bay Hill Invitational presented by Cooper Tires.

MONEY & POSITION:

2001 — \$0 2002 — \$8,620 — 242 2003 — \$125,875 — 196

BEST 2003 PGA TOUR FINISH: T10—Bay Hill Invitational presented by Cooper Tires.

2003 PGA TOUR SUMMARY: Tournaments entered—21; in money—4; Top-10 finishes—1

PGA TOUR CAREER SUMMARY: Tournaments Entered—30; in money—7; Top-10 finishes—1

PGA TOUR CAREER EARNINGS: \$134,495

V

VAUGHAN, Bruce BIRTHDATE: September 10, 1956 **BIRTHPLACE:** Kankakee, IL **RESIDENCE:** Hutchinson, KS **HEIGHT:** 6-3 **WEIGHT:** 205 **FAMILY:** Wife, Brenda; Brett (10/3/92) **SPECIAL INTERESTS:** Family, hunting, fishing **TURNED PROFESSIONAL:** 1982 **OTHER INFORMATION:** Nationwide Tour member from 1992-94 and 1996-98 and a PGA TOUR member in 1995. Has played in at least two events every year on the Nationwide Tour except 1991. Played in just two Nationwide Tour events in 2003, with one cut made. Has 22 top-25 finishes in 40 career starts on the Southern Africa Tour where he has been a regular since 1996. Finished T2 at the Dimension Data Pro-Am in January of 2003. Held the 36-hole lead and was the only player in the field to post four scores in the 60s. Made the cut in four of five starts on the 2002 Nationwide Tour and posted par-or-better scores in 15 of his 20 rounds for a scoring average of 69.39. Best finish was a T17 at the Louisiana Open. Had a second- and third-place finish among his three starts on the



Other Prominent Players (cont.)

2002 Southern Africa Tour. Made 15 cuts in 30 starts during 1995, his only full season on the PGA TOUR. Four top-25 finishes that year included a T23 at the Las Vegas Invitational and a T22 at the LaCantera Texas Open in consecutive weeks. Registered a pair of victories on the 1994 Nationwide Tour, winning the Pensacola Open and the Permian Basin Open. Finished sixth on the money list that season to earn his 1995 PGA TOUR card. Winner of the 1994 Autopage Mount Edgecomb Trophy in Durban, South Africa. Did not take up golf until age 20 when he began going with friends during his days off as a fireman in Hutchinson, KS. Former major league pitcher and Champions Tour player Ralph Terry helped him learn the game.

NATIONWIDE TOUR SUMMARY:

NATIONWIDE TOUR VICTORIES (2): 1994 Pensacola Classic, Permian Basin Open.

MONEY & POSITION:

1990 — \$918 — 225	1996 — \$37,176 — 54	2001 — \$15,736 — 152
1992 — 30,572 — 50	1997 — 61,810 — 35	2002 — 15,380 — 155
1993 — 5,366 — 137	1998 — 26,550 — 78	2003 — 1,330 — 337
1994 — 129,617 — 6	1999 — 0	
1995 — 2,560 — 192	2000 — 1,080 — 300	

BEST 2003 NATIONWIDE TOUR FINISH: T63—Rheem Classic.

2003 NATIONWIDE TOUR SUMMARY: Tournaments entered—2; in money—1; Top-10 finishes—0

NATIONWIDE TOUR CAREER SUMMARY: Tournaments Entered—134; in money—84; Top-10 finishes—20

NATIONWIDE TOUR CAREER EARNINGS: \$328,095

PGA TOUR SUMMARY:

BEST PGA TOUR CAREER FINISH: T22—1995 LaCantera Texas Open.

MONEY & POSITION:

1990 — \$0	1993 — \$0	1995 — \$77,561 — 173
------------	------------	-----------------------

PGA TOUR CAREER SUMMARY: Tournaments Entered—33; in money—15; Top-10 finishes—0

PGA TOUR CAREER EARNINGS: \$77,561

W

WAGNER, Johnson BIRTHDATE: March 23, 1980 **BIRTHPLACE:** Amarillo, TX **RESIDENCE:** Garrison, NY; plays out of Hudson National GC (Croton, NY) **HEIGHT:** 6-3 **WEIGHT:** 230 **FAMILY:** Single **EDUCATION:** Virginia Tech **SPECIAL INTERESTS:** Hunting, fishing **TURNED PROFESSIONAL:** 2002 **OTHER INFORMATION:** Member of the Nationwide Tour in 2003. Made the cut in nine of 22 starts during his rookie season. His only top-25 finish was a T11 at the Chattanooga Classic, where he posted weekend rounds of 66-65 to move up from a T46 at the halfway point. Opening-day 64 gave him the lead at the Gila River Golf Classic. Added a 69 in round two to share the 36-hole lead with Brian Wilson. Stumbled on the weekend, shooting scores of 75-79 to T64. Had never played any PGA TOUR, Nationwide Tour or mini-tour events prior to last season. Made his professional debut at the 2002 Metropolitan Open at Winged Foot. Posted rounds of 69-68-70 to win by five strokes and collect \$23,000 first-place check. Also won the 2001 Metropolitan Open at Bethpage Black as an amateur. Two-time All-Big East Conference selection. Medalist at the 2002 Big East Conference Championship, won by Virginia Tech. Was a 2002 third-team All-America selection by the Golf Coaches Association. Twice named all-state in high school. Captained his high school hockey team as a junior and senior. Brother, T.J., played golf at Washington & Lee University. Father teaches computer sciences at the U.S. Military Academy in West Point, NY. Grandfather M.T. Wagner was a former treasurer of the USGA. Big fan of the NBA's Dallas Mavericks.



NATIONWIDE TOUR SUMMARY:

BEST NATIONWIDE TOUR CAREER FINISH: 11—2003 Chattanooga Classic.

MONEY & POSITION:

2003 — \$27,737 — 120

BEST 2003 NATIONWIDE TOUR FINISH: 11—Chattanooga Classic.

2003 NATIONWIDE TOUR SUMMARY: Tournaments entered—22; in money—9; Top-10 finishes—0

NATIONWIDE TOUR CAREER SUMMARY: Tournaments Entered—22; in money—9; Top-10 finishes—0

NATIONWIDE TOUR CAREER EARNINGS: \$27,737

WALCHER, Rocky BIRTHDATE: October 12, 1961 **BIRTHPLACE:** Carnegie, OK **RESIDENCE:** Oklahoma City, OK **HEIGHT:** 6-0 **WEIGHT:** 200 **FAMILY:** Wife, Tracy; Trip (11/16/91), Conrad (1/28/94) **EDUCATION:** Southwestern Oklahoma State University (1985, Accounting) **SPECIAL INTERESTS:** Sports cards, figurines **TURNED PROFESSIONAL:** 1985 **OTHER INFORMATION:** Member of Nationwide Tour in 1991-92, 1996-2000 and 2003 and a PGA TOUR member in 1994 and 2001. Made the cut in four of 13 starts on the 2003 Nationwide Tour but did not make his first start until late June when he posted a T21 at the Knoxville Open. Made the cut in six of seven starts on the Nationwide Tour in 2002, with a T5 at the Dayton Open his best finish. Posted par-or-better scores in 19 of



his 26 rounds. Low round came on day two at the Dayton Open, a 7-under 65. Made the cut in 10 of 13 starts on the 2002 Tight Lies Tour, winning the Sprint PCS Open in Jackson, MS, en route to a No. 13 finish on the money list. Struggled on the PGA TOUR in 2001, making three cuts in 26 starts. Closed the season with three 68s to finish T32 at the National Car Rental Golf Classic at Walt Disney World Resort. Made the cut in 10 of 16 starts on the 2000 Nationwide Tour, his last full season on that Tour. Holds the Nationwide Tour record for most birdies in a row to start a round. Had seven straight birdies to open his third round of the 2000 Wichita Open. His best season on the Nationwide Tour came when he posted seven top-10 finishes in 1997, including three T3 (Alabama Classic, Dominion Open and Boise Open) showings. Finished No. 17 on the final money list. Set a Dakota Dunes CC course record, with an 11-under-par 61 in the second round of the 1997 Dakota Dunes Open. Has seven competitive holes-in-one, including an ace in first round of the 1997 Boise Open. His 1996 victory at Omaha Classic featured clutch final-round play. Began Sunday one stroke out of lead and trailed by four after five holes. Eagle on sixth hole gave him momentum for the win. Member of PGA TOUR in 1994, making nine cuts in 24 events to earn \$41,759. Says his win in Omaha is his biggest thrill in golf. Lists Jack Nicklaus and Arnold Palmer among his heroes.

NATIONWIDE TOUR SUMMARY:

NATIONWIDE TOUR VICTORIES (1): 1996 Omaha Classic.

MONEY & POSITION:

1991 — \$24,118 — 50	1996 — \$71,103 — 26	2001 — \$1,936 — 254
1992 — 13,714 — 88	1997 — 96,594 — 17	2002 — 37,695 — 95
1993 — 27,787 — 63	1998 — 31,871 — 68	2003 — 9,360 — 198
1994 — 1,055 — 221	1999 — 9,038 — 133	
1995 — 340 — 285	2000 — 44,540 — 93	

BEST 2003 NATIONWIDE TOUR FINISH: T21—Knoxville Open.

2003 NATIONWIDE TOUR SUMMARY: Tournaments entered—13; in money—4; Top-10 finishes—0

NATIONWIDE TOUR CAREER SUMMARY: Tournaments Entered—209; in money—109; Top-10 finishes—18

NATIONWIDE TOUR CAREER EARNINGS: \$369,152

PGA TOUR SUMMARY:

BEST PGA TOUR CAREER FINISH: T8—1995 Deposit Guaranty Golf Classic.

MONEY & POSITION:

1991 — \$0	1995 — \$20,300 — 238	2001 — \$32,943 — 219
1994 — 41,759 — 197	1998 — 7,696 — 295	

PGA TOUR CAREER SUMMARY: Tournaments Entered—55; in money—14; Top-10 finishes—1

PGA TOUR CAREER EARNINGS: \$102,697

WATANABE, Tomohiro BIRTHDATE: January 30, 1978 **BIRTHPLACE:** Nagoya, Japan

RESIDENCE: Corona Del Mar, CA; plays out of Newport Beach CC (Newport Beach, CA) **HEIGHT:** 6-4 **WEIGHT:** 195

FAMILY: Single **SPECIAL INTERESTS:** Snowboarding, fishing

TURNED PROFESSIONAL: 1999



WATNEY, Nick BIRTHDATE: April 25, 1981 **BIRTHPLACE:** Sacramento, CA

RESIDENCE: San Joaquin, CA **HEIGHT:** 6-2 **WEIGHT:** 180

FAMILY: Single **EDUCATION:** Fresno State University (2003) **SPECIAL INTERESTS:** All sports, video games

TURNED PROFESSIONAL: 2003 **OTHER INFORMATION:** Rookie on the 2004 Nationwide Tour. Turned professional in the summer of 2003 following outstanding collegiate career at Fresno State University. Made pro debut at the FBR Capital Open in June. Posted rounds of 74-74 and missed the cut. Second-round 66 helped him to a T10 finish at the Reno-Tahoe Open and a check for \$66,500. First professional win came at the Lewis Chitengwa Memorial Championship on the Canadian Tour in August. Posted four rounds in the 60s and won by five strokes in his only start on that tour. Was the No. 1-ranked college player during his senior year at Fresno State following four consecutive tournament wins in the fall season. Helped Fresno State to the Western Athletic Conference team title in the spring. Five wins during his senior year were more than any other player in the nation. Became the WAC's first three-time Player of the Year. Freshman of the Year in the WAC. Three-time All-America. Ben Hogan Award finalist in 2002. Palmer Cup team member in 2002. Set Fresno State single-season scoring record with a 70.53 average during junior year. Coached by his uncle, Mike, at Fresno State. Defeated U.S. Public Links Champion D.J. Trahan in the first round of the 2000 U.S. Amateur Championship.



PGA TOUR SUMMARY:

BEST PGA TOUR CAREER FINISH: T10—2003 Reno-Tahoe Open.

MONEY & POSITION:

2003 — \$73,255

BEST 2003 PGA TOUR FINISH: T10—Reno-Tahoe Open.

2003 PGA TOUR SUMMARY: Tournaments entered—8; in money—2; Top-10 finishes—1

PGA TOUR CAREER SUMMARY: Tournaments Entered—8; in money—2; Top-10 finishes—1

PGA TOUR CAREER EARNINGS: \$73,255

Other Prominent Players (cont.)

WATSON, Bubba BIRTHDATE: November 5, 1978 BIRTHPLACE:

Bagdad, FL RESIDENCE: Bagdad, FL HEIGHT: 6-3 WEIGHT: 180
FAMILY: Single **EDUCATION:** Faulkner State Community College, University of Georgia **OTHER INFORMATION:** Rookie on the 2003 Nationwide Tour. Made the cut in 13 of 21 events on the 2003 Nationwide Tour. Earned \$79,854 for the season, good enough for the No. 63 spot on the final money list. Started the year in impressive fashion with five top-20s in his first seven events, including a season-best T7 at the Lake Erie Charity Classic. Also during that stretch finished T11 at the Virginia Beach Open, T14 at the LaSalle Bank Open, T15 at the Rheem Classic and T17 at the SAS Carolina Classic. Struggled the rest of the season, finishing inside the top 20 just twice—T8 at the Oregon Classic and T14 at the Envirocare Utah Classic. Ranked No. 3 in Driving Distance (319.3 yards) and No. 8 in Par 5 Birdie Leaders (47.7 percent). Was T47 at the 2001 Fort Smith Classic, his only previous start on the Nationwide Tour. Monday qualifier at the 2002 Compaq Classic of New Orleans. Posted rounds of 73-78 to miss the cut in his only PGA TOUR start. Three-time AJGA All-America selection. Played on two victorious Canon Cup squads. Named first-team junior college All-American at Faulkner State in Alabama. Attended the University of Georgia where he helped the Bulldogs to the 2000 SEC title. Had three top-10 finishes in nine starts. Won the Schenkel Invitational in the spring of 2000. Second-team All-Southeastern Conference pick. Honorable mention All-America. Father started him in golf. Attended the same high school (Milton, FL) and played on the high school golf team with current PGA TOUR player Heath Slocum and Nationwide Tour player Boo Weekley.



NATIONWIDE TOUR SUMMARY:

BEST NATIONWIDE TOUR CAREER FINISH: T7—2003 Lake Erie Charity Classic at Peek 'n Peak Resort.

MONEY & POSITION:

2001 — \$1,513 — 269 2003 — 79,854 — 63

BEST 2003 NATIONWIDE TOUR FINISHES: T7—Lake Erie Charity Classic at Peek 'n Peak Resort; T8—Oregon Classic.

2003 NATIONWIDE TOUR SUMMARY: Tournaments entered—21; in money—13; Top-10 finishes—2

NATIONWIDE TOUR CAREER SUMMARY: Tournaments Entered—22; in money—14; Top-10 finishes—2

NATIONWIDE TOUR CAREER EARNINGS: \$81,367

PGA TOUR SUMMARY:

MONEY & POSITION:

2002 — 0

PGA TOUR CAREER SUMMARY: Tournaments Entered—1; in money—0; Top-10 finishes—0

WILLIAMSON, Tyler BIRTHDATE: May 17, 1972 BIRTHPLACE:

Sacramento, CA RESIDENCE: Decatur, AL HEIGHT: 5-7 WEIGHT: 165
FAMILY: Wife, Tonia; Riley (10/24/98), Easton (6/12/00) **EDUCATION:** California State University-Sacramento (1999, Business Marketing)
SPECIAL INTERESTS: Playing with his kids **TURNED PROFESSIONAL:** 1996 **OTHER INFORMATION:** Member of the Nationwide Tour in 2001-03...Made the cut in only four of 22 starts in 2003...T21 at the Knoxville Open was his only top-25 finish...Made the cut in 15 of 26 starts on Tour in 2002...Had three top-10 finishes, including first career win at the Preferred Health Systems Wichita Open. Missed three straight cuts prior to Wichita, where he opened with rounds of 68-67 to take the 36-hole lead. Third-round 71 dropped him to a five-way tie for second, one back of leader Keoke Cotner. Birdied the 16th hole to take a one-shot lead and then made difficult par save on the final hole to preserve the victory over Cotner and Jeff Klauk...Was T3 at the Lake Erie Charity Classic. Opened with a 67 and followed it with three straight 70s to wind up at 7-under par, two back of winner Patrick Moore...Ranked No. 12 in Birdie Conversion (32.9 percent) last year...Made the cut in five of seven Nationwide Tour tournaments in 2001...Posted two top-10 and four top-25 finishes...Best tournament was a T7 at the Ozarks Open after rounds of 67-67...Collected his best paycheck of the season with \$13,556...Finished T9 at the Fort Smith Classic after four rounds in the 60s (66-67-68-67)...Winner of two events on the 2000 NGA/Hooters Tour, including the Cypress Creek Golf Classic and the Boomtown Casino Classic...Missed the cut in his only PGA TOUR start, the 1997 AT&T Pebble Beach Open.



NATIONWIDE TOUR SUMMARY:

NATIONWIDE TOUR VICTORIES (1): 2002 Preferred Health Systems Wichita Open.

MONEY & POSITION:

1997 — \$980 — 235 2000 — \$19,954 — 142 2002 — \$145,696 — 23

1999 — 0 2001 — 35,664 — 101 2003 — 7,887 — 208

BEST 2003 NATIONWIDE TOUR FINISH: T21—Knoxville Open.

2003 NATIONWIDE TOUR SUMMARY: Tournaments entered—22; in money—4; Top-10 finishes—0

NATIONWIDE TOUR CAREER SUMMARY: Tournaments Entered—60; in money—27; Top-10 finishes—6

NATIONWIDE TOUR CAREER EARNINGS: \$210,181

PGA TOUR SUMMARY:

MONEY & POSITION:

1997 — \$0

PGA TOUR CAREER SUMMARY: Tournaments Entered—1; in money—0; Top-10 finishes—0

WILSON, Brian BIRTHDATE: July 26, 1964 BIRTHPLACE: Tyler, TX

RESIDENCE: Fort Worth, TX; plays out of Rivercrest GC HEIGHT: 6-4 WEIGHT: 205 FAMILY: Wife, Tamara; Grace (12/27/99), Anna Claire (3/21/02) EDUCATION: Baylor University (1987, Business)
SPECIAL INTERESTS: Music **TURNED PROFESSIONAL:** 1987 **OTHER INFORMATION:** Member of the PGA TOUR in 2001 and the Nationwide Tour in 2000 and 2002-03. Made the cut in 14 of 26 appearances on the 2003 Nationwide Tour. Finished the year No. 75 on the final money list, with \$65,103. Finished inside the top 10 twice out of his six top-25 showings. Best finish was T8 at the Albertsons Boise Open, followed by T10 at the Northeast Pennsylvania Classic. Shared the 36-hole lead in Boise with a 9-under-par 133 (66-67), before closing rounds of 70-72 left him eight strokes behind Roger Tambellini's winning score. Made the cut in 15 of 25 events last year, including seven top-25 finishes. Best effort was a T2 at the Price Cutter Charity Championship. Followed that with a T9 the next week at the Omaha Classic, where he carded a season-best 8-under 64 in the final round. Also T9 at the Gila River Golf Classic. Finished T2 at the 2000 PGA TOUR Qualifying Tournament at Bear Lakes CC to earn his 2001 card. Made the cut in 12 of 31 PGA TOUR tournaments during his rookie season. Earned \$169,440 on the year, good enough for No. 183 on the money list. Finished 20th at the Buick Open after rounds of 67-70-64-71, collecting \$40,300. Three weeks later finished T21 at the Air Canada Championship. Nationwide Tour rookie in 2000 who he made the cut in 10 of 19 events. Played seven PGA TOUR events prior to 2000 season and missed the cut in each. Played the Asian Tour for 11 years.



NATIONWIDE TOUR SUMMARY:

BEST NATIONWIDE TOUR CAREER FINISH: T2—2002 Price Cutter Charity Championship.

MONEY & POSITION:

1990 — \$0 1995 — \$0 2000 — \$37,457 — 102

1991 — 0 1998 — 0 2002 — 102,341 — 46

1992 — 0 1999 — 0 2003 — 65,103 — 75

BEST 2003 NATIONWIDE TOUR FINISHES: T8—Albertsons Boise Open; T10—Northeast Pennsylvania Classic.

2003 NATIONWIDE TOUR SUMMARY: Tournaments entered—26; in money—14; Top-10 finishes—2

NATIONWIDE TOUR CAREER SUMMARY: Tournaments Entered—77; in money—39; Top-10 finishes—6

NATIONWIDE TOUR CAREER EARNINGS: \$204,901

PGA TOUR SUMMARY:

BEST PGA TOUR CAREER FINISH: 20—2001 Buick Open.

MONEY & POSITION:

1988 — \$0 2001 — \$169,440 — 183 2002 — \$10,860

PGA TOUR CAREER SUMMARY: Tournaments Entered—33; in money—13; Top-10 finishes—0

PGA TOUR CAREER EARNINGS: \$180,300

WILSON, John BIRTHDATE: February 23, 1959 BIRTHPLACE: Ceres, CA

RESIDENCE: Indian Wells, CA; plays out of Indian Wells CC HEIGHT: 6-1 WEIGHT: 165 FAMILY: Wife, Kathy; Christopher (2/26/79), Shannon (4/30/81), Spencer (12/10/91), Sacher Joseph (9/21/95), Addison (8/18/99) EDUCATION: College of the Desert **SPECIAL INTERESTS:** Fishing, all sports, gardening **TURNED PROFESSIONAL:** 1987 **OTHER INFORMATION:** Member of the PGA TOUR in 1991 and 1994-97. Nationwide Tour member 1998-2001. Played in just two events in 2003, missing the cut in both. Also had only two starts in 2002. T16 at the State Farm Open and missed the cut at the Bank of America Monterey Peninsula Classic. Made the cut in 10 of 21 tournaments in 2001 on the Nationwide Tour. Posted two top-10 finishes, including a T6 at the Gila River Classic and a T9 at the Dayton Open. Shot in the 60s in all four rounds of each tournament. Made the cut in 12 of 27 events in 2000, with nine top-25 finishes, including a T10 at the Steamtown Classic. Lowest score of the year was a 63 (7-under) in the second round of the Greensboro Open. Earned his second career win at the 1999 Dayton Open, finishing at 20-under to win by one stroke over Brian Tennyson. Posted rounds of 68-66-66-68 to win at Dayton and collect \$45,000 to jump from No. 105 to No. 19 on the money list. Made the cut in 11 of 25 events in 1999, with three top-25 finishes. T4 at the Hershey Open, posting a final-round 68 to move up the leaderboard. Started quickly in 1998 with a T2 at the Monterrey Open before cruising to five-stroke win at the Louisiana Open. Followed win with playoff loss to Vance Veazey the next week at the Shreveport Open. Lost a three-man playoff to Tom Lehman in the 1991 Mississippi Gulf Coast Classic. Posted five top-10 finishes during PGA TOUR career, with two T4s his career-best finishes (1994 Anheuser-Busch Golf Classic and 1996 Phoenix Open). Top year on PGA TOUR was 1996, with 115th-place finish on the money list.



NATIONWIDE TOUR SUMMARY:

NATIONWIDE TOUR VICTORIES (2): 1998 Louisiana Open. 1999 Dayton Open.

MONEY & POSITION:

1991 — \$13,630 — 75 1998 — \$112,010 — 17 2002 — \$5,910 — 209

1992 — 4,875 — 134 1999 — 68,110 — 35 2003 — 0

1994 — 13,167 — 93 2000 — 55,904 — 80

1997 — 2,000 — 189 2001 — 54,303 — 74

Other Prominent Players (cont.)

2003 NATIONWIDE TOUR SUMMARY: Tournaments entered—2; in money—0; Top-10 finishes—0
NATIONWIDE TOUR CAREER SUMMARY: Tournaments Entered—110; in money—56; Top-10 finishes—11
NATIONWIDE TOUR CAREER EARNINGS: \$329,909

PGA TOUR SUMMARY:

BEST PGA TOUR CAREER FINISHES: T4—1994 Anheuser-Busch Golf Classic, 1996 Phoenix Open.

MONEY & POSITION:

1991 — \$43,041 — 180 1994 — \$155,058 — 117 1996 — \$182,121 — 115
 1992 — 576 — 318 1995 — 149,280 — 125 1997 — 112,836 — 160

PGA TOUR CAREER SUMMARY: Tournaments Entered—145; in money—72; Top-10 finishes—5

PGA TOUR CAREER EARNINGS: \$642,913

WOOD, Willie BIRTHDATE: October 1, 1960 **BIRTHPLACE:** Kingsville, TX **RESIDENCE:** Edmond, OK; plays out of Oak Tree GC **HEIGHT:** 5-7 **WEIGHT:** 145 **FAMILY:** Single; William (12/17/86), Kelby (6/15/88), Hayden (4/8/96) **EDUCATION:** Oklahoma State University **SPECIAL INTERESTS:** Fishing, physical fitness **TURNED PROFESSIONAL:** 1983 **OTHER INFORMATION:** PGA TOUR member since 1984. Split time between the PGA TOUR and the Nationwide Tour in 2003 making 11 cuts in 17 total starts. Best finish on the PGA TOUR was a T18 at the Greater Hartford Open. Rounds of 66-66-68 put him tied for second and one stroke off the 54-hole lead held by eventual winner Peter Jacobsen. Top finish on the Nationwide Tour was a T12 at the Rheem Classic. Made the cut in 10 of 16 PGA TOUR starts in 2002, with only one top-25 finish, a T23 at the Kemper Insurance Open. Played seven Nationwide Tour events in 2001, with two T10 finishes. Finished T6 in the Carolina Classic and T5 in the Utah Classic. Played in six tournaments on the Nationwide Tour in 2000, with three cuts made. Also member of the Nationwide Tour in 1995-96. Member of the PGA TOUR since 1983. Made the cut in 10 of 16 tournaments in 2001 on the PGA TOUR, finishing No. 173 on the final money list. Best finish was 12th at the Southern Farm Bureau Classic. Enjoyed his best earnings PGA TOUR season in 1998 when he finished 76th on the money list on strength of a runner-up showing at the Sprint International and T4 at the CVS Charity Classic. Was T12 at the 1997 Masters Tournament. First career victory at the 1996 Deposit Guaranty Golf Classic. Came to Madison, MS after posting eight top-10s in 13 starts on the Nationwide Tour. Won in Mississippi with 68-67-66-67 to finish at 20-under par and win by one stroke over Kirk Triplett. After third-round 66 moved him to within stroke of 54-hole leader Greg Kraft, closed with 67 to defeat Triplett by one. \$180,000 winner's check more than he had made in any prior season. From 1991 through 1995, retained TOUR playing privileges only once, in 1993 when he finished 112th on money list. Lost playoff to Joey Sindelar at 1990 Hardees Golf Classic. Played in the 1982 Masters Tournament as an amateur. Made the cut and T41. Outstanding junior career featured victories at 1977 U. S. Junior, 1978 PGA Junior and 1979 Western Junior. Medalist at 1983 PGA TOUR National Qualifying Tournament. Winner of 1990 and 1995 Oklahoma Opens. Was a U.S. Walker Cup team member in 1983.



NATIONWIDE TOUR SUMMARY:

BEST NATIONWIDE TOUR CAREER FINISH: T3—1995 Mississippi Gulf Coast Classic, 1996 Buffalo Open.

MONEY & POSITION:

1992 — \$1,763 — 198 1996 — \$67,008 — 27 2002 — \$3,690 — 237
 1993 — 1,080 — 206 2000 — 9,098 — 180 2003 — 27,906 — 119
 1995 — 23,510 — 79 2001 — 36,562 — 98

BEST 2003 NATIONWIDE TOUR FINISHES: T12—Rheem Classic; T20—First Tee Arkansas Classic, Northeast Pennsylvania Classic; T23—Miccosukee Championship.

2003 NATIONWIDE TOUR SUMMARY: Tournaments entered—6; in money—5; Top-10 finishes—0

NATIONWIDE TOUR CAREER SUMMARY: Tournaments Entered—47; in money—32; Top-10 finishes—11

NATIONWIDE TOUR CAREER EARNINGS: \$170,617

PGA TOUR SUMMARY:

PGA TOUR VICTORIES (1): 1996 Deposit Guaranty Golf Classic.

MONEY & POSITION:

1983 — \$8,400 — 185 1990 — \$179,972 — 90 1997 — \$190,283 — 121
 1984 — 115,741 — 61 1991 — 48,033 — 176 1998 — 397,110 — 76
 1985 — 153,706 — 49 1992 — 57,748 — 168 1999 — 115,884 — 185
 1986 — 172,629 — 52 1993 — 146,206 — 112 2000 — 45,345 — 216
 1987 — 95,917 — 98 1994 — 87,102 — 165 2001 — 196,113 — 173
 1988 — 53,064 — 146 1995 — 64,697 — 182 2002 — 85,871 — 204
 1989 — 9,677 — 212 1996 — 255,158 — 87 2003 — 118,280 — 200

BEST 2003 PGA TOUR FINISH: T18—Greater Hartford Open.

2003 PGA TOUR SUMMARY: Tournaments entered—11; in money—6; Top-10 finishes—0

PGA TOUR CAREER SUMMARY: Tournaments Entered—448; in money—253; Top-10 finishes—23

PGA TOUR CAREER EARNINGS: \$2,596,936

Z

ZAMBRI, Chris BIRTHDATE: December 16, 1970 **BIRTHPLACE:** Los

Angeles, CA **RESIDENCE:** Camarillo, CA; plays out of Satcoy CC (Somis, CA) **HEIGHT:** 5-10 **WEIGHT:** 170 **FAMILY:** Wife, Kim; Wyatt (3/23/98), Joseph (2/27/02), Elena (6/17/03) **EDUCATION:** University of Southern California (1993, Communications) **SPECIAL**



INTERESTS: Reading, movies, stock market **TURNED PROFESSIONAL:** 1993 **OTHER INFORMATION:** Member of the Nationwide Tour from 1997-2000 and 2003. Made the cut in eight of 22 starts last year, winding up No. 112 on the money list. Posted a final-round 66 to T8 at the Henrico County Open, his only top-10 finish of the year. Ranked No. 6 in Sand Save Percentage. Reached the finals of Q-School last year after advancing through first and second stages. Made the cut in 16 of 30 starts in the 2000 season. Three top-10 finishes that year included a T3 at the Omaha Classic, where he shared the first-round lead. Also shared the first-round lead at the Fort Smith Classic and held the first-day lead at the Richmond Open and the Boise Open. Birdied nine of his first 11 holes in Boise before finishing with an 8-under 63. Turned the front side in 7-under 28, the lowest 9-hole score on Tour that year. Shared the second-round lead and was one off the pace after 54 holes. Final-round 78 dropped him into a T23. Made the cut in 15 of 28 events in 1999, with eight top-25 finishes to his credit. Best finishes were a T7 at the Permian Basin Open and a T8 at the Dominion Open. Posted par-or-better opening rounds in 17 of 28 events. Carded a 7-under-par 63 in the third round to move into a tie for fifth place after 54 holes at the Fort Smith Classic. Had a season-best 13-under-par score at the Inland Empire Open. Had two runner-up finishes in 1998 (second at the Greensboro Open and T2 at the Greater Austin Open). 54-hole leader at Greensboro. Shared the 36-hole lead with amateur Brad Elder in Austin. Played in the 1995 U. S. Open at Shinnecock Hills and the 1999 U.S. Open at Pinehurst No. 2 but missed the 36-hole cut at both. Winner of second-stage qualifying tournament in 1996. Had open-heart surgery when he was 14.

NATIONWIDE TOUR SUMMARY:

BEST NATIONWIDE TOUR CAREER FINISH: 2—1998 Greensboro Open, T2—Greater Austin Open.

MONEY & POSITION:

1997 — \$6,560 — 143 1999 — \$43,907 — 64 2003 — \$32,364 — 112
 1998 — 108,511 — 19 2000 — 90,175 — 59

BEST 2003 NATIONWIDE TOUR FINISH: T8—Henrico County Open.

2003 NATIONWIDE TOUR SUMMARY: Tournaments entered—22; in money—8; Top-10 finishes—1

NATIONWIDE TOUR CAREER SUMMARY: Tournaments Entered—124; in money—66; Top-10 finishes—14

NATIONWIDE TOUR CAREER EARNINGS: \$281,517

PGA TOUR SUMMARY:

BEST PGA TOUR CAREER FINISH: T68—2001 John Deere Classic.

MONEY & POSITION:

1995 — \$0 1998 — \$0 2001 — \$5,600
 1996 — 0 1999 — 0

PGA TOUR CAREER SUMMARY: Tournaments Entered—6; in money—1; Top-10 finishes—0

PGA TOUR CAREER EARNINGS: \$5,600

ZORKIC, Zoran BIRTHDATE: September 5, 1966 **BIRTHPLACE:**

Petrovci, Yugoslavia **RESIDENCE:** Humble, TX; plays out of Red Wolf Run GC (Huffman, TX) **HEIGHT:** 6-2 **WEIGHT:** 215 **FAMILY:** Wife, Robin; Hayley Lauren (12/22/99) **EDUCATION:** University of Houston (Marketing, 1990) **SPECIAL INTERESTS:** Fishing



TURNED PROFESSIONAL: 1989 **OTHER INFORMATION:**

Member of the Nationwide Tour in 2000 and 2002-03. Made the cut in 13 of 27 events on the 2003 Nationwide Tour. Finished the year with \$53,280 and the No. 85 spot on the season-ending money list. Made the cut in 12 of his first 15 starts but struggled in the second half of the year, making only one cut in his final dozen starts. Finished T10 at the Monterey Peninsula Classic for his only top-10 of the season. Made the cut in 15 of 23 starts on Tour in 2002 and earned \$124,386 to finish No. 32 on the money list. Earned his first career title with a steady, final-day 71 to win the SAS Carolina Classic by one shot. Started the last round two shots back of leader Jason Buha. Posted nine straight pars on the back nine to earn first-place check of \$81,000—more than he had earned in his Nationwide Tour and PGA TOUR starts combined. Two-putted from the front fringe from 50 feet on the final hole to edge Doug Barron by one shot. Aced the 226-yard third hole during the second round using a 4-iron. He had made just one cut in three starts prior to winning, with a T66 his best showing the previous week in Richmond. Was T35 the following week at the Northeast Pennsylvania Classic and then T4 at the Samsung Canadian PGA Championship. Finished No. 81 on the 2000 Nationwide Tour money list, with earnings of \$54,780. Played in three events on the Nationwide Tour in 1999 but did not make a cut. Posted a 13-under par total to finish T7 at the 1994 Permian Basin Open. First professional victory came at the 1989 Queensland PGA Championship. Fired a 12-under par 59 in the fourth round of the 1990 Hooters Tour event in Fort Payne, AL. Two-time All-America at the University of Houston. Family moved from what was then Yugoslavia to Australia when he was 5. Wagered a soccer ball against a golf club in

Other Prominent Players (cont.)

a bicycle race as a child. Won the race and won a wooden-shafted 7-iron. Many extended family members still live in his homeland. Has since become a United States citizen.

NATIONWIDE TOUR SUMMARY:

NATIONWIDE TOUR VICTORIES (1): 2002 SAS Carolina Classic.

MONEY & POSITION:

1990 —	\$0	1995 —	\$340 —285	2001 —	\$0
1991 —	719 —266	1999 —	0	2002 —	124,386 — 32
1994 —	9,258 —110	2000 —	54,780 — 81	2003 —	53,280 — 85

BEST 2003 NATIONWIDE TOUR FINISH: T10—Monterey Peninsula Classic.

2003 NATIONWIDE TOUR SUMMARY: Tournaments entered—27; in money—13; Top-10 finishes—1

NATIONWIDE TOUR CAREER SUMMARY: Tournaments Entered—84; in money—41; Top-10 finishes—7

NATIONWIDE TOUR CAREER EARNINGS: \$242,763

PGA TOUR SUMMARY:

BEST PGA TOUR CAREER FINISH: 73—1998 Shell Houston Open.

MONEY & POSITION:

1991 —	\$0	1998 —	\$3,880 —330
1995 —	0	2000 —	0

PGA TOUR CAREER SUMMARY: Tournaments Entered—4; in money—1; Top-10 finishes—0

PGA TOUR CAREER EARNINGS: \$3,880

Nationwide Tour Graduates



For the first time in Nationwide Tour history, 20 players graduated to the PGA TOUR based on their season-long performances. They will all be exempt to play on the 2004 PGA TOUR.

The largest class of graduates in the history of the Nationwide Tour, 20, have moved on and will compete on the 2004 PGA TOUR.

The number of graduates guaranteed spots on the PGA TOUR has grown from five to 10 to 15 and now 20 in recognition of not only the outstanding caliber of competition on the Nationwide Tour but in recognition for the success graduates have enjoyed on the PGA TOUR. Statistics prove that graduates of the Nationwide Tour enjoy a higher success rate on the PGA TOUR than graduates of the TOUR's Qualifying Tournament.

The Class of 2003 is headed by Nationwide Tour Player of the Year Zach Johnson. The Iowa native rewrote the record book last season, winning nearly \$500,000 and setting a new scoring standard with his 68.97 scoring average.

He will be fully exempt on the PGA TOUR this year as will three-time 2003 Nationwide Tour winner Tom Carter. Carter became only the sixth player in Tour history to earn the automatic three-win promotion to the TOUR.

The remaining 18 players will be alternated in eligibility ranking with the most recent graduates of the PGA TOUR Qualifying Tournament.

How did last year's class do? Pretty well. Of the 15 players who graduated to the PGA TOUR following the 2002 Nationwide Tour season, six finished among the Top 125. That figure is a little misleading, as well, since two of the 15 were unable to play complete seasons due to injury. The 2002 Nationwide Tour Player of the Year, Patrick Moore, and Tag Ridings will each get their shots to compete on the PGA TOUR this year after being awarded medical exemptions.

The Class of 2003

1. Zach Johnson	\$494,882
2. Joe Ogilvie	392,337
3. Tom Carter	360,990
4. Chris Couch	342,874
5. Bo Van Pelt	289,248
6. Ryan Palmer	286,066
7. Mark Hensby	276,519
8. Tripp Isenhour	262,646
9. Jason Bohn	255,191
10. Jason Dufner	237,637
11. Vaughn Taylor	223,988
12. Blaine McCallister	223,232
13. Andre Stolz	218,867
14. Guy Boros	210,461
15. Ted Purdy	206,584
16. D.J. Brigman	195,941
17. Lucas Glover	193,989
18. David Morland IV	190,284
19. Craig Bowden	180,238
20. Tommy Tolles	179,963

2004 Nationwide Tour - International Players



ARGENTINA

Rafael Gomez



AUSTRALIA

Tony Carolan
Greg Chalmers
Gavin Coles
Mathew Goggin
Paul Gow
Nathan Green
Bradley Hughes

Matthew Jones
Scott Laycock
David McKenzie
Peter O'Malley
Anthony Painter
Shane Tait



CANADA

Bryan DeCorso
Jon Mills
Jim Rutledge




COLOMBIA

Eduardo Herrera



ENGLAND

Paul Curry




IRELAND

Richie Coughlan



JAPAN

Ryuji Imada
Kenichi Kuboya
Yusaku Miyazato
Tomohiro Watanabe




MALAYSIA

Iain Steel



MEXICO

Keoke Cotner



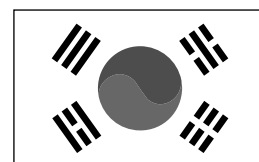
NEW ZEALAND

Steven Alker
Michael Long



SOUTH AFRICA

Craig Lile
Warren Schutte




SOUTH KOREA

Wook-Soon Kang
Han Lee



THAILAND

Thongchai Jaidee



WALES

Richard Johnson



YUGOSLAVIA

Zoran Zorkic



ZIMBABWE

Brendon DeJonge
Andrew McLardy



Joe Ogilvie won the first tournament of the year, the Jacob's Creek Open, and added The Reese's Cup Classic title later in the season.

2003 JACOB'S CREEK OPEN

[First of 30 official events]



OGILVIE



Winner: JOE OGILVIE

66-70-71-72 279 \$115,006.50

Kooyonga Golf Club; May Terrace, Adelaide, South Australia
Par: 36-36—72 Yards: 6,711

Purse: \$614,000
February 24-March 2, 2003

LEADERS: First Round—Jarrod Moseley and Roland Thatcher shared the lead at 6-under 65. Marcus Fraser and Joe Ogilvie were one shot back. **Second Round**—Ogilvie, at 6-under, led by one over Thatcher and Fraser. **Third Round**—Ogilvie was 5-under. He led Moseley and Shane Tait by two.

Shane Tait	2	70-72-67-71	280	\$65,170.35	Eric Meeks	26	76-71-71-70	288	\$5,430.86	Chad Lydiatt	T49	69-74-77-74	294	\$1,629.26
David Morland IV	T3	75-72-67-68	282	33,117.61	Ron Ewing	T27	74-73-70-72	289	4,749.34	Jim McGovern	T49	71-75-71-77	294	1,629.26
Mahal Pearce	T3	72-68-76-66	282	33,117.61	Kevin Johnson	T27	75-71-69-74	289	4,749.34	Zoran Zorkic	T49	67-73-79-75	294	1,629.26
Peter Senior	T3	72-71-70-69	282	33,117.61	Terry Price	T27	71-71-76-71	289	4,749.34	Brendan Jones	53	73-73-77-72	295	1,437.58
Peter Fowler	T6	69-74-71-69	283	19,039.97	Shane Bertsch	T30	72-70-71-77	290	3,999.67	Emlyn Aubrey	T54	71-70-78-77	296	1,367.30
Andrew McLardy	T6	69-73-74-67	283	19,039.97	Andrew Buckle	T30	73-73-70-74	290	3,999.67	Richard Ball	T54	68-79-73-76	296	1,367.30
Peter O'Malley	T6	68-70-74-71	283	19,039.97	Jason Dawes	T30	75-72-69-74	290	3,999.67	Ken Duke	T54	70-75-76-75	296	1,367.30
Andre Stolz	T6	70-71-71-71	283	19,039.97	Doug LaBelle II	T30	72-72-71-75	290	3,999.67	Leigh McKechnie	T54	71-76-73-76	296	1,367.30
Tjaart van der Walt	T6	73-71-71-68	283	19,039.97	Wes Short	T30	75-69-74-72	290	3,999.67	David McKenzie	T54	74-72-75-75	296	1,367.30
D.J. Brigman	T11	73-71-71-69	284	12,778.50	Pete Jordan	T35	68-70-77-76	291	3,322.41	Jason Norris	T54	71-70-78-77	296	1,367.30
Craig Carmichael	T11	74-72-72-66	284	12,778.50	Eddie Lee	T35	74-73-73-71	291	3,322.41	Brett Rumford	T54	69-73-71-83	296	1,367.30
Roland Thatcher	T11	65-72-74-73	284	12,778.50	Michael Long	T35	73-73-74-71	291	3,322.41	Jay Delsing	T61	74-71-77-75	297	1,309.80
Nathan Green	T14	71-72-73-69	285	10,542.26	Rob McKelvey	T35	72-73-73-73	291	3,322.41	Marcus Norgren	T61	75-72-75-75	297	1,309.80
Cameron Percy	T14	70-71-71-73	285	10,542.26	Scott Petersen	T35	69-76-73-73	291	3,322.41	Steve Haskins	T63	72-75-79-72	298	1,271.46
Paul Claxton	T16	71-73-73-69	286	8,391.22	Steven Conran	T40	73-72-75-72	292	2,619.59	Craig Jones	T63	71-73-76-78	298	1,271.46
Kim Felton	T16	69-70-75-72	286	8,391.22	Scott Hend	T40	72-73-74-73	292	2,619.59	Todd Rose	T63	69-75-85-69	298	1,271.46
Hunter Haas	T16	72-72-71-71	286	8,391.22	Fran Quinn	T40	68-73-76-75	292	2,619.59	John Sutherland	T63	70-74-78-76	298	1,271.46
Chris Downes	T19	73-71-70-73	287	6,503.34	Jeev M. Singh	T40	71-73-74-74	292	2,619.59	Bob Friend	67	72-75-80-73	300	1,239.51
Scott Gump	T19	73-71-75-68	287	6,503.34	Ed Stedman	T40	74-72-75-71	292	2,619.59	Tyler Williamson	68	70-72-73-86	301	1,226.74
Jarrod Moseley	T19	65-74-71-77	287	6,503.34	Euan Walters	T40	72-72-76-72	292	2,619.59	Adam Crawford	69	72-75-75-80	302	1,213.96
Nick O'Hern	T19	71-71-73-72	287	6,503.34	Jess Daley	T46	75-70-77-71	293	2,044.56	Kevin Pendley	T70	74-71-79-79	303	1,201.18
Adrian Percey	T19	72-71-71-73	287	6,503.34	Trevor Dodds	T46	71-72-75-75	293	2,044.56	Adam Bland	T70	72-74-76-81	303	
D.A. Points	T19	70-75-68-74	287	6,503.34	Liang Wen-Chong	T46	71-73-73-76	293	2,044.56					
Craig A. Spence	T19	72-74-73-68	287	6,503.34	Andrew Bonhomme	T49	74-73-77-70	294	1,629.26					

(Q) = Open Qualifier; (S) = Sponsor Exemption

The following players did not finish (C=cut, W=withdrew, D=disqualified)

C—148-Mike Clayton, Keoke Cotner, David Diaz, Grant Dodd, Matthew Ecob, John Elliott, Scott Gardiner, Richard Green, Christopher Hanell, Jeff Hart, Bradley Hughes, Adam Le Vesconte, Richard Lee, Lucas Parsons, Jim Rutledge, Kelly Sellers, Gary Simpson, **149**-Ben Bates, Aaron Byrnes, Barry Cheesman, Stephen Collins, Stephen Gangluff, Jeff Gove, Richard Johnson, Jason King, Ben Meyers, Oscar Serna, Andrew Tschudin, Omar Uresti, Charles Warren, **150**-Stuart Bouvier, Tony Carolan, Justin Cooper, John Paul Curley, Scott Dunlap, Edward Fryatt, Nathan Gatehouse, Lucas Glover, Brad Kennedy, Richard Moir (A), Ryan Palmer, Rick Price, Jon Riley, Sonny Skinner, Scott Sterling, **151**-Rob Bradley, Jason Dufner, Mark Hensby, Gareth Paddison, Paul Sheehan, Richard Swift, Tommy Tolles, Andrew Webster, **152**-Tommy Biershenk, Martin Doyle, David Gleeson, Brad King, Jeff Klauk, Rob McMillan, Steve Runge, Bo Van Pelt, Brian Wilson, **153**-Henry Perks (A), Ron Stelten, **154**-Mark Brown, Marcus Cain, Tom Carter, Andrew Johnson (A), Brad McIntosh, Lee Porter, Neil Sarkies, Michael Wright, **155**-David Bransdon, David Branshaw, Doug Garwood, Bryce Molder, Jason Schultz, Jerry Smith, Wayne Smith, **156**-Mark Allen, Brad Andrews, Rich Barcelo, Jeff Freeman, Scott Parel, **157**-Ken Tanigawa, **158**-Martyn Roberts, **161**-Kurt Barnes (A), **W—80**-Terry Hatch, **D—136**-Marcus Fraser, **147**-Kyle Thompson.

72-Hole Record:

279, Gavin Coles, 2002; Joe Ogilvie, 2003

18-Hole Record:

65, Roland Thatcher; Jarrod Moseley, 2003

36-Hole Record:

136, Peter O'Malley, 2003; Joe Ogilvie, 2003

54-Hole Record:

207, Gavin Coles, 2002; Joe Ogilvie, 2003

TOURNAMENT HISTORY

Year	Winner	Score	Runner-up	Score	Location	Par/Yards
JACOBS CREEK OPEN						
2002	Gavin Coles	279	Bryce Molder	281	Kooyonga GC, Adelaide, South Australia	72/6,711
2003	Joe Ogilvie	279	Shane Tait	280	Kooyonga GC, Adelaide, South Australia	72/6,711

2003 CLEARWATER CLASSIC

[Second of 30 official events]



PALMER



Winner: RYAN PALMER

69-63-71-68 271 \$110,520.00

Clearwater Resort; Christchurch, New Zealand
Par: 36-36—72 Yards: 7,137

Purse: \$583,287
March 3-9, 2003

LEADERS: First Round—Craig Carmichael, Jeff Freeman and Joe Ogilvie were at 5-under 67. Jeff Gove, Scott Gump, Mark Hensby and Sonny Skinner were one back. **Second Round**—Ryan Palmer, at 12-under, led by four over Gove and Peter O'Malley. **Third Round**—Palmer was at 13-under and led by three over Andre Stolz.

CUT: 66 players at even-par 144 from a field of 154 professionals and two amateurs.

Andre Stolz.....2	70-68-68-68	274	\$62,628.00	Stephen CollinsT24	70-71-68-75	284	\$5,055.27	Andrew BonhommeT47	74-70-67-77	288	\$1,731.48
Kevin Johnson3	73-70-66-67	276	41,445.00	Brad KennedyT24	74-69-71-70	284	5,055.27	Scott GumpT47	68-74-74-72	288	1,731.48
David Branshaw.....4	71-71-69-67	278	29,472.00	Rob McKelveyT24	72-72-69-71	284	5,055.27	Mahal PearceT47	71-72-73-72	288	1,731.48
Nick O'Hern5	74-68-68-69	279	24,560.00	Sonny SkinnerT24	68-70-74-72	284	5,055.27	Wes ShortT47	73-71-71-73	288	1,731.48
Chris Downes.....T6	72-71-68-69	280	19,852.67	Tjaart van der WaltT24	71-70-74-69	284	5,055.27	Omar UrestiT47	71-70-76-71	288	1,731.48
David Morland IV.....T6	70-70-71-69	280	19,852.67	Keoke CotnerT30	70-71-71-73	285	3,776.10	Jason Schultz52	70-73-74-72	289	1,412.20
Peter O'MalleyT6	72-64-73-71	280	19,852.67	Jeff FreemanT30	67-73-71-74	285	3,776.10	Tony Carolan.....T53	70-73-75-72	290	1,342.20
Jess DaleyT9	73-70-70-68	281	15,145.33	Jason KingT30	73-71-70-71	285	3,776.10	Adam CrawfordT53	69-73-77-71	290	1,342.20
Rick PriceT9	71-67-73-70	281	15,145.33	Eric MeeksT30	72-70-70-73	285	3,776.10	Ken DukeT53	71-73-74-72	290	1,342.20
Kyle Thompson.....T9	74-69-69-69	281	15,145.33	Brett Rumford.....T30	71-69-73-72	285	3,776.10	Scott SterlingT53	74-68-75-73	290	1,342.20
Jason DawesT12	73-69-70-70	282	11,256.67	Roland Thatcher.....T30	72-69-72-72	285	3,776.10	Tim WilkinsonT53	71-72-74-73	290	1,342.20
Pete JordanT12	73-70-70-69	282	11,256.67	Jay Delsing.....T36	71-69-72-74	286	3,131.40	Christopher Hanell58	72-72-79-68	291	1,301.68
Joe OgilvieT12	67-73-71-71	282	11,256.67	Jeff KlaukT36	70-73-71-72	286	3,131.40	Tony Christie.....T59	74-69-75-74	292	1,283.26
D.J. BrigmanT15	70-70-72-71	283	7,371.41	Peter SeniorT36	71-72-73-70	286	3,131.40	D.A. PointsT59	71-68-75-78	292	1,283.26
Trevor DoddsT15	73-70-71-69	283	7,371.41	Craig A. SpenceT36	69-73-71-73	286	3,131.40	Kim FeltonT61	71-69-79-74	293	1,258.70
Mark HensbyT15	68-74-73-68	283	7,371.41	Mathew HoltenT36	71-71-75-69	286	Amateur	Lucas ParsonsT61	75-69-74-75	293	1,258.70
Bradley HughesT15	72-69-71-71	283	7,371.41	David BransdonT40	71-73-71-72	287	2,456.00	Jeff HartT63	72-71-75-78	296	1,234.14
Brendan JonesT15	70-72-71-70	283	7,371.41	Craig CarmichaelT40	67-73-73-74	287	2,456.00	Chad LydiattT63	72-71-70-83	296	1,234.14
David McKenzieT15	69-73-73-68	283	7,371.41	Tom CarterT40	73-67-76-71	287	2,456.00	Scott Gardiner65	74-69-78-79	300	1,215.72
Lee PorterT15	70-71-73-69	283	7,371.41	Scott DunlapT40	72-72-72-71	287	2,456.00				
Brian WilsonT15	70-69-73-71	283	7,371.41	Jeff GoveT40	68-68-76-75	287	2,456.00				
Zoran ZorkicT15	70-71-75-67	283	7,371.41	Andrew McLardyT40	73-70-69-75	287	2,456.00				
Shane BertschT24	70-70-74-70	284	5,055.27	Fran QuinnT40	71-69-74-73	287	2,456.00				

(Q) = Open Qualifier; (S) = Sponsor Exemption

The following players did not finish (C=cut, W=withdrew, D=disqualified)

C—145—Andrew Buckle, David Diaz, Craig Jones, Eddie Lee, Bryce Molder, Marcus Norgren, Cameron Percy, Shane Tait, Bo Van Pelt, Andrew Webster, **146**—Mark Allen, Ben Bates, Barry Cheesman, Paul Claxton, Paul Devenport, Jason Dufner, Matthew Ecob, Edward Fryatt, Hunter Haas, Scott Hend, Doug LaBelle II, Michael Pearson, Jim Rutledge, Kelly Sellers, Paul Sheehan, Greg Turner, Euan Walters, Charles Warren, **147**—Brad Andrews, Rich Barcelo, Mark Brown, Jim McGovern, Steve Runge, Oscar Serna, Jerry Smith, **148**—Emlyn Aubrey, Marcus Cain, Justin Cooper, Bob Friend, Stephen Gangluff, Michael Long, Scott Parel, Gary Simpson, Ken Tanigawa, Michael Wright, **149**—Richard Ball, Rob Bradley, Mike Clayton, John Paul Curley, Terry Hatch, Gareth Paddison, Jeff Quinney, Ed Stedman, **150**—Chip Beck, Doug Garwood, Leigh McKechnie, Jason Norris, Kevin Pendley, Adrian Percey, Tyler Williamson, **151**—Eddie Barr, David Gleeson, Lucas Glover, Nathan Green, Rob McMillan, Scott Petersen, Andrew Tschudin, **152**—Ron Ewing, Chris Johns (A), Adam Le Vesconte, Richard Lee, Jeev M. Singh, Liang Wen-chong, **153**—Todd Rose, David Small, John Sutherland, **154**—Ben Burge, Eddie Burgess, Richard Johnson, **155**—Steven Bowditch, Aaron Byrnes, Grant Moorhead, Tommy Tolles, **157**—Martin Doyle, Nathan Gatehouse, **163**—Jon Riley, **W—74**—Grant Dodd, **83**—Tommy Biershenk, -Steve Haskins, **D—79**—John Elliott.

72-Hole Record:

271, Peter O'Malley, 2002; Ryan Palmer, 2003

18-Hole Record:

63, Ryan Palmer, 2003

36-Hole Record:

132, Ryan Palmer, 2003

54-Hole Record:

203, Peter O'Malley, 2002; Ryan Palmer, 2003

TOURNAMENT HISTORY

Year	Winner	Score	Runner-up	Score	Location	Par/Yards
HOLDEN CLEARWATER CLASSIC						
2002	Peter O'Malley	271	Brad Ott	276	Clearwater Resort, Christchurch, New Zealand	72/7,137
CLEARWATER CLASSIC						
2003	Ryan Palmer	271	Andre Stolz	274	Clearwater Resort, Christchurch, New Zealand	72/7,137

2003 CHITIMACHA LOUISIANA OPEN

[Third of 30 official events]



Winner: BRETT WETTERICH

62-68-64-70 264 \$85,500.00

Le Triomphe Country Club; Broussard, LA
Par: 36-36—72 Yards: 7,004

Purse: \$475,000
March 27-30, 2003

LEADERS: First Round—Ken Duke and Brett Wetterich shot 10-under-par 62s to take a one-shot lead over Rob McKelvey. **Second Round**—Wes Short tied a course-record, 11-under-par 61, to move to a 36-hole tournament record 17-under-par 127. Duke and Steve Allan were one stroke back. **Third Round**—Wetterich moved to a 54-hole tournament record, 22-under-par 194 and a two-stroke lead over Duke and Allan.

CUT: 74 players at 6-under-par 138 from a field of 144 professionals.

PRO-AM: Team: Omar Uresti, 49, \$450; Ryan Hietala, 49, \$450.

WEATHER: Thursday: Sunny and pleasant. High of 77. Winds S at 10-15 mph. Friday: Morning fog forced a 50-minute delay to the start of the round. Cloudy, with a high of 77. Winds S at 10-15 mph. Darkness forced the suspension of play at 6:20 p.m. Saturday: Cloudy and cold with rain showers in the morning. High of 54. Winds N at 15-25 mph. Sunday: Sunny and breezy. High of 60. Winds N at 10-15 mph.

Ken Duke	2	62-66-68-71	267	\$51,300.00
Steve Allan	T3	65-63-68-73	269	27,550.00
Russ Cochran	T3	69-66-66-68	269	27,550.00
Tom Carter	5	64-65-72-69	270	19,000.00
Brent Schwarrock	T6	69-66-70-66	271	16,506.25
Wes Short	T6	66-61-73-71	271	16,506.25
Robin Freeman	T8	64-68-68-72	272	13,300.00
Andrew McLardy	T8	68-64-72-68	272	13,300.00
Scott Sterling	T8	65-67-70-70	272	13,300.00
Kyle Thompson	T8	67-65-72-68	272	13,300.00
Rob McKelvey	T12	63-69-70-71	273	10,450.00
Lee Porter	T12	67-68-70-68	273	10,450.00
James Driscoll (Q)	T14	70-65-72-67	274	7,600.00
Tripp Isenhour	T14	66-72-70-66	274	7,600.00
Blaine McCallister	T14	70-65-71-68	274	7,600.00
Joe Ogilvie	T14	66-67-71-70	274	7,600.00
Fran Quinn	T14	69-67-71-67	274	7,600.00
Mark Wurtz (Q)	T14	69-67-69-69	274	7,600.00
Zoran Zorkic	T14	67-67-71-69	274	7,600.00
Shane Bertsch	21	70-65-70-70	275	5,700.00
Ben Bates	T22	67-70-68-71	276	4,342.86
Stephen Gangluff	T22	66-67-72-71	276	4,342.86
Kelly Gibson	T22	68-64-73-71	276	4,342.86
George McNeill	T22	67-67-71-71	276	4,342.86
Bo Van Pelt	T22	65-69-71-71	276	4,342.86

Mike Grob	T22	67-65-67-77	276	\$4,342.85
Deane Pappas	T22	70-64-70-72	276	4,342.85
Kris Cox (S)	T29	69-68-66-74	277	3,154.00
Jimmy Green	T29	67-70-73-67	277	3,154.00
Bob Heintz	T29	67-71-69-70	277	3,154.00
Brian Kamm	T29	65-72-69-71	277	3,154.00
Doug LaBelle II	T29	68-64-73-72	277	3,154.00
David Branshaw	T34	71-67-73-67	278	2,565.00
Barry Cheesman	T34	64-70-76-68	278	2,565.00
Paul Claxton	T34	67-70-70-71	278	2,565.00
Gavin Coles	T34	70-68-75-65	278	2,565.00
Doug Garwood	T34	66-70-70-72	278	2,565.00
Mark Hensby	T34	69-66-70-73	278	2,565.00
Dennis Paulson	T34	68-70-68-72	278	2,565.00
Omar Uresti	T41	65-69-71-74	279	2,090.00
Grant Waite	T41	68-70-68-73	279	2,090.00
Lee Williamson (Q)	T41	69-66-70-74	279	2,090.00
Jess Daley	T44	68-69-70-73	280	1,767.68
Jeff Gove	T44	68-69-70-73	280	1,767.68
Scott Laycock	T44	69-66-71-74	280	1,767.68
Charles Raulerson	T44	71-67-73-69	280	1,767.68
Tom Scherrer	T44	68-69-70-73	280	1,767.68
Tjaart van der Walt	T44	71-65-72-72	280	1,767.68
Rich Barcelo	T44	66-69-70-75	280	1,767.67
Scott Dunlap	T51	68-66-71-76	281	1,615.00

Michael Long	T51	66-72-72-71	281	\$1,615.00
D.A. Points	T51	70-68-73-70	281	1,615.00
Emlyn Aubrey	T54	66-71-73-72	282	1,520.00
Kent Jones	T54	67-67-74-74	282	1,520.00
Jeff Klauk	T54	67-69-77-69	282	1,520.00
John Morse	T54	70-67-74-71	282	1,520.00
Scott Simpson	T54	70-66-72-74	282	1,520.00
Tommy Biershenk	T59	69-68-75-71	283	1,413.13
Jason Gore	T59	69-65-77-72	283	1,413.13
Darron Stiles	T59	67-68-75-73	283	1,413.12
Mark Walker	T59	70-66-73-74	283	1,413.12
David Morland IV	T63	70-68-73-73	284	1,318.13
Tommy Tolles	T63	72-66-73-73	284	1,318.13
Dicky Pride	T63	69-68-71-76	284	1,318.12
Roland Thatcher	T63	70-68-72-74	284	1,318.12
Brad Lardon	T67	68-70-69-78	285	1,258.75
Eric Meeks	T68	69-69-75-74	287	1,199.38
Chris Tidland	T68	73-64-74-76	287	1,199.38
Todd Rose	T68	66-69-72-80	287	1,199.37
Charles Warren	T68	68-68-74-77	287	1,199.37
Andy Sanders	T72	68-69-77-75	289	1,128.13
Brian Wilson	T72	68-69-71-81	289	1,128.12
Paul Gow	74	70-68-76-76	290	1,092.50

(Q) = Open Qualifier; (S) = Sponsor Exemption

The following players did not finish (C=cut, W=withdrew, D=disqualified)

C—139—Jaxon Brigman, Mike Brisky, Brian Claar, Jeff Freeman, Hunter Haas, Jean-Paul Hebert, Eduardo Herrera, Pete Jordan, Ryan Palmer, Steve Pate, Scott Petersen, Jeff Quinney, Kelly Sellers, **140**—Tommy Armour III, Michael Clark II, Jay Delsing, Brad Fabel, Jeff Gallagher, Jim Gallagher, Jr., Lucas Glover, Bob May, David Ogrin, Matt Peterson, Boo Weekley, **141**—John Adams, Edward Fryatt, Steve Haskins, Ryan Hietala, Richard Zokol, **142**—Michael Allen, Todd Barranger, Chip Beck, Bobby Gage, Jeff Hart, Jason Hill, Kevin Johnson, Franklin Langham, Casey Martin, Michael Muehr, Anthony Painter, John Restino, Jerry Smith, **143**—Jason Buha, John Elliott, Bob Friend, Oscar Serna, Kenneth Staton, Stephen Woodard, **144**—Adam Babb, Keoke Cotner, Chris Devlin, Jason Dufner, Mike Reid, Mark Wiebe, **145**—Michael Beard, Chad Lydiatt, Sonny Skinner, **146**—Rob Bradley, Kevin Pendley, Chris Perry, Ted Purdy, **147**—Aaron Bengoechea, Steven Driggers, **150**—Jarred LeBouef, **151**—Jake Narro, **153**—Steve Jurgensen, **155**—Mike Capone, **W—71**—Bradley Hughes, **D—69**—Mike Sullivan, **77**—Bill Glasston.

72-Hole Record:

264, Steven Alker, Mike Heinen, 2002; Brett Wetterich, 2003

18-Hole Record:

61, David Lebeck, 2001; Mike Heinen, 2002; Wes Short, 2003

36-Hole Record:

127, Wes Short, 2003

54-Hole Record:

194, Brett Wetterich, 2003

TOURNAMENT HISTORY

Year	Winner	Score	Runner-up	Score	Location	Par/Yards
BEN HOGAN LOUISIANA OPEN						
1992	Sean Murphy#	200	Tony Grimes	201	Le Triomphe CC, Broussard, LA	72/6,978
NIKE LOUISIANA OPEN						
1993	R.W. Eaks	273	Karl Kimball	275	Le Triomphe CC, Broussard, LA	72/6,978
1994	Bill Porter	276	Brad Fabel	278	Le Triomphe CC, Broussard, LA	72/7,004
1995	Stan Utley	268	Keith Fergus	270	Le Triomphe CC, Broussard, LA	72/7,004
1996	Paul Stankowski	266	Greg Whisman	270	Le Triomphe CC, Broussard, LA	72/6,978
1997	Joe Daley~	198	Bobby Wadkins	201	Le Triomphe CC, Broussard, LA	72/6,954
1998	John Wilson	274	Steve Flesch	279	Le Triomphe CC, Broussard, LA	72/7,004
1999	Matt Gogel	277	Kris Cox	278	Le Triomphe CC, Broussard, LA	72/7,004
BUY.COM LOUISIANA OPEN						
2000	Rob McKelvey	274	Guy Hill	275	Le Triomphe CC, Broussard, LA	72/7,004
			Ian Leggatt			
2001	Paul Claxton	271	Tim Petrovic	272	Le Triomphe CC, Broussard, LA	72/7,004
			Steve Runge			
LOUISIANA OPEN PRESENTED BY CHITIMACHA						
2002	Steven Alker*	264	Mike Heinen	264	Le Triomphe CC, Broussard, LA	72/7,004
CHITIMACHA LOUISIANA OPEN						
2003	Brett Wetterich	264	Ken Duke	267	Le Triomphe CC, Broussard, LA	72/7,004

Key: * = Playoff # = 54-hole tournament ~ = Weather-shortened

2003 FIRST TEE ARKANSAS CLASSIC PRESENTED BY STEPHENS INC.

[Fourth of 30 official events]

The First Tee
Arkansas Classic
PRESENTED BY
Stephens Inc.

PURDY



Winner: TED PURDY
69-67-68-71 275 \$85,500.00

Diamante Country Club; Hot Springs Village, AR
Par: 36-36—72 Yards: 7,519

Purse: \$475,000
April 17-20, 2003

LEADERS: First Round—Zach Johnson posted a 7-under 65 and led by two over Mike Springer and Bob Heintz. Six players were at 4-under 68. **Second Round**—Johnson, at 14-under 130, led by four over Tjaart Van der Walt and was six ahead of Ted Purdy and Lucas Glover. **Third Round**—Johnson and Purdy shared the lead at 12-under 204. Bo Van Pelt was one back. Van der Walt trailed by two.

CUT: 61 players at 1-under-par 143 from a field of 156 professionals.

PRO-AM: Team: Joe Ogilvie, 49, \$450; Sonny Skinner, 49, \$450.

WEATHER: Thursday: Mostly sunny. High of 81. Winds NW 10-15 mph. Friday: Mostly sunny early, then cloudy late. High of 85. Winds SE 10-20 mph. Saturday: Cloudy, with thunderstorms during the afternoon. Play suspended at 12:18 p.m. and never resumed. Winds SSW 10-20 mph. Five players completed round three, 10 did not start. Sunday: third-round play resumed at 8 a.m. The fourth round began at 1 p.m. Mix of sun and clouds. High of 74. Winds W 10-20 mph.

Won with birdie-4 on third playoff hole

Chris Tidland.....2	69-70-68-68	275	\$51,300.00
Zach Johnson (Q).....T3	65-65-74-72	276	24,700.00
Tjaart van der Walt.....T3	68-66-72-70	276	24,700.00
Vance Veazey.....T3	70-70-67-69	276	24,700.00
Danny Ellis.....T6	72-67-68-70	277	15,912.50
Mike Grob.....T6	69-71-69-68	277	15,912.50
Bo Van Pelt.....T6	70-68-67-72	277	15,912.50
Lucas Glover.....T9	69-67-74-68	278	12,825.00
Bob Heintz.....T9	67-73-67-71	278	12,825.00
D.A. Points.....T9	71-72-67-68	278	12,825.00
Scott Gump.....T12	74-67-66-72	279	9,975.00
Mark Hensby.....T12	71-70-66-72	279	9,975.00
Grant Waite.....T12	71-69-68-71	279	9,975.00
Russ Cochran.....T15	71-71-71-67	280	7,600.00
James Driscoll.....T15	69-70-72-69	280	7,600.00
Jeff Gallagher.....T15	71-72-67-70	280	7,600.00
Steve Haskins.....T15	70-69-71-70	280	7,600.00
Lee Porter.....T15	73-68-69-70	280	7,600.00
Dicky Pride.....T20	68-73-70-70	281	5,145.84
Brett Wetterich.....T20	71-70-70-70	281	5,145.84

Ben Curtis.....T20	74-68-71-68	281	\$5,145.83
Craig Lile (Q).....T20	68-74-68-71	281	5,145.83
Joe Ogilvie.....T20	74-65-72-70	281	5,145.83
Willie Wood.....T20	70-70-71-70	281	5,145.83
Brian Henninger.....T26	70-69-71-72	282	3,800.00
Ryan Palmer.....T26	72-70-71-69	282	3,800.00
Scott Petersen.....T26	69-70-69-74	282	3,800.00
Mike Standly.....T29	68-72-71-72	283	3,053.58
Michael Allen.....T29	69-73-70-71	283	3,053.57
Doug Garwood.....T29	72-68-71-72	283	3,053.57
Bryce Molder (S).....T29	71-69-72-71	283	3,053.57
Boo Weekley.....T29	70-69-71-73	283	3,053.57
Ron Whittaker (S).....T29	71-69-72-71	283	3,053.57
Zoran Zorkic.....T29	72-69-69-73	283	3,053.57
Rich Barcelo.....T36	72-71-70-71	284	2,327.50
Paul Claxton.....T36	68-72-71-73	284	2,327.50
Chris Downes (Q).....T36	68-73-69-74	284	2,327.50
Bill Glasson.....T36	70-72-72-70	284	2,327.50
Andrew McLardy.....T36	72-70-70-72	284	2,327.50
John Riegger.....T36	75-68-70-71	284	2,327.50
Mike Springer.....T36	67-72-70-75	284	2,327.50

Brian Wilson.....T36	70-71-69-74	284	\$2,327.50
Jeff Gove.....T44	71-70-68-76	285	1,852.50
Tom Scherrer.....T44	70-70-70-75	285	1,852.50
Jeev M. Singh.....T44	71-71-69-74	285	1,852.50
John Adams.....T47	71-72-74-70	287	1,733.75
David Ogrin.....T47	71-71-70-75	287	1,733.75
Trevor Dodds.....T49	72-71-72-73	288	1,674.38
Ben Bates.....T49	72-71-73-72	288	1,674.37
Steve Allan.....T51	73-67-74-75	289	1,603.13
Jim Benepe.....T51	74-69-72-74	289	1,603.13
Jess Daley.....T51	74-69-75-71	289	1,603.12
David Morland IV.....T51	72-71-74-72	289	1,603.12
Jason Hill.....T55	71-70-76-73	290	1,543.75
Kevin Johnson.....T56	72-71-74-74	291	1,520.00
Curt Byrum.....T57	72-69-73-78	292	1,496.25
Chris Anderson.....T58	72-70-75-76	293	1,472.50
Steve Pate.....T59	71-71-71-82	295	1,436.88
Anthony Painter.....T59	73-70-72-80	295	1,436.87

(Q) = Open Qualifier; (S) = Sponsor Exemption

The following players did not finish (C=cut, W=withdrew, D=disqualified)

C—144—Michael Bradley, Mike Brisky, Bob Friend, Bobby Gage, Kent Jones, John Mallinger, Michael Muehr, Deane Pappas, Jerry Smith, Mike Sullivan, **145**—Tommy Biershenk, Stephen Gangluff, Hunter Haas, Tripp Isenhour, Richard Johnson, Kenichi Kuboya, Casey Martin, Sam Randolph, John Restino, Oscar Serna, Scott Sterling, Omar Uresti, Jeremy Wilkinson, **146**—Brian Claar, Keoke Cotner, Jeff Freeman, Kelly Gibson, Gary Hallberg, Pete Jordan, Rob McKelvey, Matt Peterson, Dan Pohl, Larry Rinker, **147**—Emlyn Aubrey, Jason Dufner, Mike Hulbert, Franklin Langham, Michael Long, Chad Lydiatt, Jim McGovern, Dennis Paulson, Wes Short, Fred Sutton, Tommy Tolles, Stephen Woodard, Mark Wurtz, **148**—Chip Beck, David Branshaw, Gavin Coles, Eduardo Herrera, Kyle Ingram, Eric Meeks, Stiles Mitchell, Jin Park, Kevin Pendley, Mark Walker, **149**—Guy Boros, Bradley Hughes, Jeff Klauk, George McNeill, Tag Ridings, Dave Rummells, Kenneth Staton, **150**—Barry Cheesman, Scott Dunlap, Paul Gow, Jeff Hart, Blaine McCallister, John Morse, Anthony Rodriguez, Sonny Skinner, Jeff Street, Stan Utley, Charles Warren, **151**—Brad Elder, Doug LaBelle II, Fran Quinn, **152**—Shane Bertsch, Brad Fabel, Nolan Henke, Roland Thatcher, Tyler Williamson, **153**—Edward Fryatt, **154**—Andy Sanders, Kelly Sellers, Jeff Williams, **155**—Mike Donald, **156**—Gabriel Hjertstedt, Charles Raulerson, **158**—Todd Rose, **164**—Mark Tams, **168**—Mark Wiebe, **W—142**—Jason Buha, **75**—Tom Carter, **81**—John Elliott, **D**—Fletcher White.

72-Hole Record:

271, Jace Bugg, 2002

18-Hole Record:

62, Jason Buha, 2002

36-Hole Record:

130, Zach Johnson, 2003

54-Hole Record:

203, Aaron Baddeley, 2002

TOURNAMENT HISTORY

Year	Winner	Score	Runner-up	Score	Location	Par/Yards
BUY.COM ARKANSAS CLASSIC						
2001	Brett Quigley	276	John Elliott	279	Diamante CC, Hot Springs Village, AR	72/7,519
ARKANSAS CLASSIC PRESENTED BY STEPHENS INC.						
2002	Jace Bugg	271	Jason Caron	272	Diamante CC, Hot Springs Village, AR	72/7,519
FIRST TEE ARKANSAS CLASSIC PRESENTED BY STEPHENS INC.						
2003	Ted Purdy*	275	Chris Tidland	275	Diamante CC, Hot Springs Village, AR	72/7,519

Key: * = Playoff

2003 RHEEM CLASSIC

[Fifth of 30 official events]



JOHNSON



Winner: ZACH JOHNSON
65-70-71-66 272 \$85,500.00

Hardscrabble Country Club; Fort Smith, AR
Par: 35-35—70 Yards: 6,619

Purse: \$475,000
April 24-27, 2003

LEADERS: First Round—Scott Petersen carded a 6-under 64 and led Zach Johnson, Brian Claar and Franklin Langham by one stroke. **Second Round**—Langham, at 7-under 133, led by one over Rick Price and Mike Sullivan. **Third Round**—Langham was 10-under and led Steve Haskins and Jason Dufner by two shots. Emlyn Aubrey was three back.

CUT: 71 players at 2-over-par 142 from a field of 156 professionals.

PRO-AM: Team: Afternoon play suspended because of rain. All players were paid \$49.30.

WEATHER: Thursday: Cloudy early, then mostly sunny. High of 83. Winds SW 15-25 mph. Friday: Mostly cloudy and cooler. High of 65. Winds NW 10-25 mph. Saturday: Mostly cloudy in the morning, then mostly sunny. High of 65. Winds NE 5-10 mph. Sunday: Sunny skies. High of 80. Winds SE 10-15 mph.

Won with par-4 on first playoff hole

Steve Haskins.....	2	69-70-63-70	272	\$51,300.00
Scott Petersen.....	T3	64-75-68-66	273	27,550.00
Mike Sullivan.....	T3	67-67-70-69	273	27,550.00
Emlyn Aubrey.....	T5	67-69-67-71	274	17,337.50
Jason Dufner.....	T5	69-67-66-72	274	17,337.50
Michael Muehr.....	T5	69-67-70-68	274	17,337.50
Tom Carter.....	T8	68-70-66-71	275	13,300.00
Hunter Haas.....	T8	67-70-69-69	275	13,300.00
Omar Uresti.....	T8	70-70-68-67	275	13,300.00
Boo Weekley.....	T8	66-69-69-71	275	13,300.00
Ryuji Imada.....	T12	66-69-70-71	276	9,975.00
Franklin Langham.....	T12	65-68-67-76	276	9,975.00
Willie Wood.....	T12	70-69-68-69	276	9,975.00
Shane Bertsch.....	T15	70-72-67-68	277	7,837.50
Josh Broadaway.....	T15	70-69-71-67	277	7,837.50
Trevor Dodds.....	T15	70-70-71-66	277	7,837.50
Bubba Watson.....	T15	70-66-69-72	277	7,837.50
Chip Beck.....	T19	68-69-71-70	278	5,557.50
Michael Bradley.....	T19	70-70-70-68	278	5,557.50
David Edwards.....	T19	67-68-72-71	278	5,557.50
Tripp Isenhour.....	T19	69-67-70-72	278	5,557.50
Eric Meeks.....	T19	67-71-69-71	278	5,557.50
Tjaart van der Walt.....	T19	68-71-68-71	278	5,557.50
David Morland IV.....	T25	72-65-68-74	279	3,895.00

Rick Price.....	T25	68-66-74-71	279	\$3,895.00
Dave Rummells.....	T25	68-73-71-67	279	3,895.00
Tom Scherrer.....	T25	71-68-74-66	279	3,895.00
Jess Daley.....	T29	72-70-70-68	280	3,206.25
Jeff Gove.....	T29	73-67-73-67	280	3,206.25
Jeff Hart.....	T29	70-72-72-66	280	3,206.25
Bo Van Pelt.....	T29	69-68-69-74	280	3,206.25
Brian Claar.....	T33	65-73-68-75	281	2,707.50
James Driscoll.....	T33	69-72-71-69	281	2,707.50
Scott Gump.....	T33	67-71-72-71	281	2,707.50
Michael Long.....	T33	69-70-70-72	281	2,707.50
Mike Reid.....	T33	69-71-68-73	281	2,707.50
B.J. Staten (Q).....	T33	68-71-69-73	281	2,707.50
Michael Clark II.....	T39	69-72-69-72	282	2,137.50
Chris Downes (Q).....	T39	71-67-75-69	282	2,137.50
Brad Fabel.....	T39	66-69-77-70	282	2,137.50
Rob McMillan.....	T39	68-71-68-75	282	2,137.50
Kevin Pendley.....	T39	69-72-70-71	282	2,137.50
Sonny Skinner.....	T39	72-68-73-69	282	2,137.50
Danny Ellis.....	T45	72-70-72-69	283	1,805.00
David Griffiths.....	T45	71-71-69-72	283	1,805.00
Dan Pohl.....	T45	70-71-72-70	283	1,805.00
Brad Adamonis (Q).....	T48	75-67-72-70	284	1,662.50
Rich Barcelo.....	T48	72-70-70-72	284	1,662.50
Jason Hill.....	T48	69-70-69-76	284	1,662.50

Todd Rose.....	T48	72-67-69-76	284	\$1,662.50
Mike Standly.....	T48	69-70-70-75	284	1,662.50
Ryan Howison.....	T53	72-66-73-74	285	1,543.75
Scott Parel.....	T53	69-71-71-74	285	1,543.75
Ted Purdy.....	T53	69-72-71-73	285	1,543.75
Larry Rinker.....	T53	73-67-69-76	285	1,543.75
Wes Short.....	T53	69-73-71-72	285	1,543.75
D.A. Points.....	T58	71-69-72-74	286	1,472.50
Guy Boros.....	T59	70-72-74-72	288	1,413.13
Rob Bradley (Q).....	T59	69-71-72-76	288	1,413.13
Bobby Gage.....	T59	72-68-71-77	288	1,413.12
Gabriel Hjertstedt.....	T59	68-67-75-78	288	1,413.12
Lucas Glover.....	T63	70-71-72-76	289	1,330.00
Tommy Tolles.....	T63	70-72-72-75	289	1,330.00
Bruce Vaughan (Q).....	T63	66-74-76-73	289	1,330.00
Robin Freeman.....	T66	72-69-75-74	290	1,270.63
Kelly Gibson.....	T66	72-70-71-77	290	1,270.62
Jim Benepe.....	T68	68-71-77-75	291	1,223.13
Bob Friend.....	T68	74-68-77-72	291	1,223.12
Stephen Gangloff.....	70	66-73-75-79	293	1,187.50
Tommy Biershenk.....	71	68-72-81-78	299	1,163.75

(Q) = Open Qualifier; (S) = Sponsor Exemption

The following players did not finish (C=cut, W=withdrew, D=disqualified)

C—143—John Adams, Michael Allen, Ben Bates, D.J. Brigman, John Paul Curley, Mike Donald, Jeff Klauk, Andrew McLardy, Stiles Mitchell, Andy Morse, Matt Peterson, Ryan Vermeer, Mark Walker, **144**—Ty Armstrong, Barry Cheesman, Paul Claxton, Ron Ewing, Edward Fryatt, Bob Heintz, Eduardo Herrera, Bradley Hughes, Pete Jordan, Doug LaBelle II, Craig Lile, Casey Martin, Ryan Palmer, Anthony Rodriguez, Oscar Serna, Scott Sterling, Chris Tidland, Ron Whittaker, Brian Wilson, **145**—Mark Hensby, Kevin Johnson, Chad Lydiatt, Lee Porter, Fran Quinn, Mike Springer, **146**—Chris Couch, John Elliott, Doug Garwood, Rob McKelvey, Joe Ogilvie, Roland Thatcher, Kyle Thompson, Craig Walker, Charles Warren, Tyler Williamson, **147**—David Branshaw, Daniel Chopra, Simon Cooke, Nolan Henke, Andy Sanders, Ken Tanigawa, **148**—Terry Hatch, George McNeill, Bryce Molder, David Ogrin, Steve Runge, Jason Schultz, Stan Utley, Chris Zambri, Zoran Zorkic, **149**—Ronnie Black, Russ Cochran, Jimmy Green, **150**—Todd Demsey, Scott Dunlap, Richard Johnson, Tim Turpen, **151**—John Morse, Jerry Smith, Tim Thelen, **152**—Mike Brisky, Kelly Sellers, **153**—Gary Webb, **154**—Kyle Ingram, Han Lee, Mike McQuain, Mark Wiebe, **W—76**—Bill Glasson, Grant Waite, **77**—Keoke Cotner, **78**—Sam Randolph, **D—71**—Jeff Freeman.

72-Hole Record:

260, Mark Hensby, 1998

18-Hole Record:

60, Jeff Freeman, 2001

36-Hole Record:

130, David McCampbell, 1998; Joey Gullion, 1999

54-Hole Record:

195, Mark Hensby, 1998

TOURNAMENT HISTORY

Year	Winner	Score	Runner-up	Score	Location	Par/Yards
NIKE FORT SMITH OPEN						
1998	Mark Hensby	260	Woody Austin	262	Hardscrabble CC, Fort Smith, AR	72/6,620
1999	Gary Webb	264	Matt Peterson	265	Hardscrabble CC, Fort Smith, AR	72/6,620
BUY.COM FORT SMITH CLASSIC						
2000	Tim Clark	264	Lee Rinker	267	Hardscrabble CC, Fort Smith, AR	72/6,619
2001	Jay Delsing*	263	Jeff Freeman	263	Hardscrabble CC, Fort Smith, AR	72/6,619
FORT SMITH CLASSIC PRESENTED BY TIMES RECORD						
2002	Todd Fischer	269	Gavin Coles Doug Barron Andy Sanders	270	Hardscrabble CC, Fort Smith, AR	72/6,619

RHEEM CLASSIC

2003	Zach Johnson*	272	Steve Haskins	272	Hardscrabble CC, Fort Smith, AR	70/6,619
------	---------------	-----	---------------	-----	---------------------------------	----------

Key: * = Playoff

2003 BMW CHARITY PRO-AM AT THE CLIFFS

[Sixth of 30 official events]

ISENHOUR



Winner: **TRIPP ISENHOUR**

64-70-66-69 269 \$103,500.00

The Cliffs Golf & Country Club; Travelers Rest, SC
Cliffs Valley Course Par: 36-36—72 Yards: 7,023
Keowee Vineyards Par: 36-35—71 Yards: 7,006

LEADERS: First Round—Tripp Isenhour equaled a course record with a 7-under par 64 at the Keowee Vineyards course to sit atop the leaderboard with Eric Meeks, who shot a 7-under-par 65 at Cliffs Valley. **Second Round**—Meeks fired a 3-under-par 68 at Keowee Vineyards to move to 10-under-par 133. Isenhour, Rick Price and Jason Schultz were one back. **Third Round**—Isenhour moved to 15-under-par 200 after recording a 6-under-par 66. Price was three shots back.

CUT: 74 players at 2-under-par 141 from a field of 157 professionals.

PRO-AM: Pro-Celebrity division: Jack Nicklaus, Steve Nicklaus (62-60—122) \$2,300. Pro-Amateur division: Fran Quinn/Steven

Purse: \$575,000
May 1-4, 2003

Lash (121) - \$1,900, Tripp Isenhour/Kimbrough Dunlap (121) - \$1,900, Stiles Mitchell/Bill Emery (121) - \$1,900.

WEATHER: Thursday: Thunderstorms forced a suspension of play at 4:20 p.m. at Cliffs Valley and at 4:55 p.m. at Keowee Vineyards. Friday: First-round play resumed at 7:45 a.m. Second round suspended at 2:22 p.m. at CV and 2:26 p.m. at KV. Resumption of play at 5:35 p.m. Play suspended at 8 p.m. due to darkness. Saturday: Players were back in position at 7:30 a.m. at KV and 8 a.m. at CV. Third round play began at 1:40 p.m. Suspension of play at 4:15 p.m. due to dangerous thunderstorms and golf ball-sized hail in the area. Sunday: Fog forced a 15-minute delay to the start of play, with third round play resuming at 8 a.m.

Kyle Thompson.....	2	70-69-66-66	271	\$62,100.00
Paul Claxton.....	3	68-72-66-66	272	39,100.00
John Paul Curley.....	T4	67-72-69-66	274	22,640.63
Joe Ogilvie.....	T4	70-68-69-67	274	22,640.63
Jason Dufner.....	T4	71-68-67-68	274	22,640.62
Zach Johnson.....	T4	66-70-69-69	274	22,640.62
Emlyn Aubrey.....	T8	69-68-67-71	275	16,675.00
Lucas Glover.....	T8	69-70-69-67	275	16,675.00
Tommy Tolles.....	T8	72-65-69-69	275	16,675.00
Shane Bertsch.....	T11	72-69-66-69	276	13,225.00
Rick Price.....	T11	66-68-69-73	276	13,225.00
Bo Van Pelt.....	T11	68-68-71-69	276	13,225.00
Mark Wurtz (S).....	14	69-68-67-73	277	10,925.00
Steve Runge.....	T15	69-70-67-72	278	8,912.50
Andy Sanders.....	T15	73-68-66-71	278	8,912.50
Jason Schultz.....	T15	69-65-75-69	278	8,912.50
Scott Sterling.....	T15	71-69-72-66	278	8,912.50
Stan Utley.....	T15	69-67-72-70	278	8,912.50
Chris Zambri (S).....	T15	66-69-73-70	278	8,912.50
Scott Gump.....	T21	68-72-68-71	279	5,788.34
Michael Long.....	T21	68-69-73-69	279	5,788.34
Jeff Freeman.....	T21	67-72-69-71	279	5,788.33
Robin Freeman.....	T21	68-73-66-72	279	5,788.33
Bobby Gage.....	T21	72-67-69-71	279	5,788.33
Tom Scherrer.....	T21	67-69-71-72	279	5,788.33

Rich Barcelo.....	T27	69-68-70-73	280	\$4,163.00
Keoke Cotner.....	T27	67-70-73-70	280	4,163.00
Eric Meeks.....	T27	65-68-73-74	280	4,163.00
Kevin Pendley.....	T27	69-68-72-71	280	4,163.00
Mike Sullivan.....	T27	70-68-70-72	280	4,163.00
Ben Bates.....	T32	70-71-68-72	281	3,335.00
David Branshaw.....	T32	67-71-74-69	281	3,335.00
Doug LaBelle II.....	T32	69-69-74-69	281	3,335.00
David Morland IV.....	T32	71-69-72-69	281	3,335.00
D.A. Points.....	T32	71-70-72-68	281	3,335.00
Tjaart van der Walt.....	T32	69-70-70-72	281	3,335.00
Johnson Wagner.....	T32	72-68-67-74	281	3,335.00
Paul Dickinson.....	T39	68-73-70-71	282	2,587.50
Eduardo Herrera.....	T39	71-69-72-70	282	2,587.50
Andrew McLardy.....	T39	68-72-70-72	282	2,587.50
Matt Peterson.....	T39	68-68-73-73	282	2,587.50
Wes Short.....	T39	71-68-72-71	282	2,587.50
Boo Weekley.....	T39	70-69-71-72	282	2,587.50
John Elliott.....	T45	70-70-73-70	283	2,113.13
Ryan Palmer.....	T45	72-69-70-72	283	2,113.13
Zoran Zorkic.....	T45	70-70-69-74	283	2,113.13
Mike Donald.....	T45	74-67-73-69	283	2,113.12
Brian Kamm.....	T45	71-69-74-69	283	2,113.12
Jack Nicklaus.....	T45	71-67-75-70	283	2,113.12
Pete Jordan.....	T51	70-70-70-74	284	1,911.88

Lee Porter.....	T51	70-71-71-72	284	\$1,911.88
Todd Rose.....	T51	70-69-71-74	284	1,911.88
Rob McMillan.....	T51	74-67-72-71	284	1,911.87
Steve Pate.....	T51	70-67-75-72	284	1,911.87
Larry Rinker.....	T51	70-70-74-70	284	1,911.87
Rob Bradley.....	T57	68-71-72-74	285	1,681.88
Andy Morse.....	T57	70-70-70-75	285	1,681.88
Dicky Pride.....	T57	69-70-72-74	285	1,681.88
Oscar Serna.....	T57	71-69-71-74	285	1,681.88
Brett Wetterich.....	T57	67-68-74-76	285	1,681.88
Sung Man Lee.....	T57	71-70-72-72	285	1,681.87
Chad Lydiatt.....	T57	68-69-75-73	285	1,681.87
George McNeill.....	T57	71-69-75-70	285	1,681.87
John Morse.....	T57	69-71-72-73	285	1,681.87
David Ogrin.....	T57	69-72-72-72	285	1,681.87
Chris Tidland.....	T67	70-71-68-77	286	1,509.38
Ken Duke.....	T67	68-70-75-73	286	1,509.37
Brian Henninger.....	T69	71-68-72-76	287	1,451.88
Steve Haskins.....	T69	72-69-72-74	287	1,451.87
Fran Quinn.....	71	67-72-74-75	288	1,408.75
Gabriel Hjertstedt.....	72	70-69-74-77	290	1,380.00
John Adams.....	T73	68-73-74-77	292	1,336.88
Ron Ewing.....	T73	70-70-78-74	292	1,336.87

(Q) = Open Qualifier; (S) = Sponsor Exemption

The following players did not finish (C=cut)

C-142-Trevor Dodds, David Griffiths, Hunter Haas, Christopher Hanell, Brian Hull, Ryuji Imada, Jeff Klauk, Dave Rummells, Kelly Sellers, Sonny Skinner, D.J. Trahan (A), Charles Warren, Matt Weibring, John Wilson, **143**-Michael Allen, Bob Boyd, Barry Cheesman, Chris Couch, Scott Dunlap, Gary Hallberg, Jeff Hart, Mark Hensby, Ryan Hietala, Roland Thatcher, Omar Uresti, Mark Walker, Bubba Watson, **144**-Guy Boros, Robert Conrad, David Edwards, Stephen Gangluff, Terry Hatch, Nolan Henke, Kevin Johnson, Jim McGovern, Bryce Molder, Anthony Rodriguez, Chris Tucker, **145**-Chip Beck, Russ Cochran, Jess Daley, Bob Friend, Jeff Gove, Vance Heafner, Michael Muehr, Scott Petersen, Ted Purdy, Mike Reid, Tim Thelen, Tyler Williamson, **146**-Mike Brisky, Josh Broadaway, Ryan Howison, Casey Martin, Stiles Mitchell, Gary Nicklaus, John Restino, **147**-Ty Armstrong, Tom Carter, Jason Hill, Michael Nicklaus, Scott Parel, Jerry Smith, Ken Tanigawa, **148**-D.J. Brigman, Tim Conley, Bob Heintz, Bradley Hughes, Brian Wilson, **149**-Joe Acosta, Jr., Tommy Biershenk, Steve Scott, Mark Wiebe, **150**-Doug Garwood, Richard Johnson, Han Lee, Rob McKelvey, Mike Springer, **152**-Jack W. Nicklaus II, Ron Stelten, **153**-Gary Webb, **155**-Edward Fryatt, David Thore.

72-Hole Record:

264, Charles Warren, 2002

Tournament and Current Course 18-Hole Record:

61, Todd Barranger, 2002 (Cliffs Valley)
 64, Stan Utley, 2002 (Keowee Vineyards)

36-Hole Record:

129, Stan Utley, 2002

54-Hole Record:

196, Charles Warren, 2002

TOURNAMENT HISTORY

Year	Winner	Score	Runner-up	Score	Location	Par/Yards
BEN HOGAN GREATER GREENVILLE CLASSIC						
1992	Russell Beiersdorf~	133	Karl Kimball	135	Verdae Greens GC, Greenville, SC	72/6,773
NIKE GREATER GREENVILLE CLASSIC						
1993	Sean Murphy	271	Doug Martin	272	Verdae Greens GC, Greenville, SC	72/6,773
1994	Scott Gump	272	Tim Conley	273	Verdae Greens GC, Greenville, SC	72/6,773
1995	David Toms*	267	Tom Scherrer	267	Verdae Greens GC, Greenville, SC	72/6,773
1996	Michael Christie	265	Danny Ellis	271	Verdae Greens GC, Greenville, SC	72/6,773
NIKE UPSTATE CLASSIC						
1997	Chris Smith	267	Terry Price	270	Verdae Greens GC, Greenville, SC	72/6,773
1998	Tom Scherrer~	200	J.L. Lewis	201	Verdae Greens GC, Greenville, SC	72/7,041
1999	Steve Gotsche~	208	Jeff Gove Jim M. Johnson Sam Randolph	210	Verdae Greens GC, Greenville, SC	72/7,041
BUY.COM UPSTATE CLASSIC						
2000	Shane Bertsch	269	Tim Straub	273	Verdae Greens GC, Greenville, SC	72/7,041
BUY.COM CHARITY PRO-AM AT THE CLIFFS						
2001	Jonathan Byrd	269	Brenden Pappas	270	The Cliffs G&CC, Travelers Rest, SC Valley Course Keowee Vineyards Course	72/7,023 71/7,006
BMW CHARITY PRO-AM AT THE CLIFFS						
2002	Charles Warren	264	Todd Fischer	268	The Cliffs G&CC, Travelers Rest, SC Valley Course Keowee Vineyards Course	72/7,023 71/7,006
2003	Tripp Isenhour	269	Kyle Thompson	271	The Cliffs G&CC, Travelers Rest, SC Valley Course Keowee Vineyards Course	72/7,023 71/7,006

Key: * = Playoff # = 54-hole tournament ~ = Weather-shortened

2003 VIRGINIA BEACH OPEN PRESENTED BY ACS SYSTEMS & ENGINEERING, INC.

[Seventh of 30 official events]



LONG



Winner: **MICHAEL LONG**

72-65-70-70 277 \$81,000.00

Tournament Players Club of Virginia Beach; Virginia Beach, VA Purse \$450,000
Par: 36-36-72 Yards: 7,436 May 15-18, 2003

LEADERS: First Round—Eduardo Herrera fired a 7-under-par 65 to take a two-shot lead over Fran Quinn. Dan Pohl, Omar Uresti and David Branshaw were three back. **Second Round**—Quinn shot a 3-under-par 69 to move to 8-under-par 136. Michael Long, Craig Lile and Bubba Watson were one back. **Third Round**—Tripp Insenhour shot a 6-under-par 66 and Long a 2-under-par 70 to both move to 9-under-par 207, one shot in front of Lile and Zach Johnson.

CUT: 67 players at even-par 144 from a field of 156 professionals.

PRO-AM: Team: Vic Wilk, 47, \$500.

WEATHER: Thursday: Cloudy and overcast. High of 69. Winds S 5-15 mph. Friday: Mostly cloudy. High of 70. Winds NE 10-20 mph. Saturday: Cloudy, windy and cold. High of 55, with wind chill in the low-40s. Sunday: Cold and rainy. High of 55. Winds NE 10-20 mph.

Vaughn Taylor (Q).....2	71-69-70-69	279	\$48,600.00	Todd Rose.....T22	73-70-74-71	288	\$4,356.00	Kelly Gibson.....T48	74-68-74-77	293	\$1,586.25
Tripp Insenhour.....T3	75-66-66-74	281	26,100.00	Zoran Zorkic.....T22	71-70-71-76	288	4,356.00	Paul Gow.....T48	75-69-75-74	293	1,586.25
Omar Uresti.....T3	68-73-69-71	281	26,100.00	David Branshaw.....T27	68-76-71-74	289	3,082.50	Rick Price.....T48	73-70-74-76	293	1,586.25
Jason Dufner.....T5	73-70-69-70	282	16,425.00	Paul Claxton.....T27	69-72-73-75	289	3,082.50	Bo Van Pelt.....T48	73-70-72-78	293	1,586.25
John Elliott.....T5	69-69-76-68	282	16,425.00	John Paul Curley.....T27	75-68-72-74	289	3,082.50	Trevor Dodds.....T52	73-67-76-78	294	1,496.25
Eduardo Herrera.....T5	65-73-71-73	282	16,425.00	Todd Demsey (Q).....T27	70-74-73-72	289	3,082.50	Ryuji Imada.....T52	73-66-76-79	294	1,496.25
Russ Cochran.....8	70-69-71-73	283	13,950.00	Lucas Glover.....T27	71-69-73-76	289	3,082.50	Ryan Palmer.....T52	69-70-77-78	294	1,496.25
Craig Lile (Q).....T9	70-67-71-76	284	12,600.00	Kevin Johnson.....T27	72-68-73-76	289	3,082.50	Matt Peterson.....T52	72-72-74-76	294	1,496.25
Blaine McCallister.....T9	70-68-71-75	284	12,600.00	Rob McKelvey.....T27	70-73-75-71	289	3,082.50	Ronnie Black.....T56	71-73-74-77	295	1,428.75
Daniel Chopra (Q).....T11	76-68-68-73	285	10,350.00	Tim Thelen.....T27	73-71-73-72	289	3,082.50	Josh Broadaway.....T56	69-70-72-84	295	1,428.75
Fran Quinn.....T11	67-69-74-75	285	10,350.00	Guy Boros.....T35	71-71-77-71	290	2,565.00	Chad Lydiatt.....T58	71-69-75-81	296	1,383.75
Bubba Watson.....T11	69-68-74-74	285	10,350.00	Sonny Skinner.....T35	72-71-74-73	290	2,565.00	Mark Wurtz.....T58	73-68-76-79	296	1,383.75
Hunter Haas.....T14	69-73-74-70	286	8,100.00	Michael Clark II.....T37	72-71-73-75	291	2,295.00	Gabriel Hjertstedt.....T60	75-68-77-77	297	1,316.25
Zach Johnson.....T14	69-70-69-78	286	8,100.00	Doug LaBelle II.....T37	72-70-73-76	291	2,295.00	Andrew McLardy.....T60	72-72-75-78	297	1,316.25
Roland Thatcher.....T14	72-69-69-76	286	8,100.00	Joe Ogilvie.....T37	73-71-70-77	291	2,295.00	Steve Runge.....T60	71-71-79-76	297	1,316.25
Paul Dickinson.....T17	73-70-72-72	287	6,300.00	Ken Tanigawa.....T37	73-69-72-77	291	2,295.00	Wes Short.....T60	75-69-74-79	297	1,316.25
Ken Duke.....T17	72-72-69-74	287	6,300.00	Jerry Smith.....T41	73-69-74-76	292	1,838.57	Rob Bradley.....64	71-68-83-77	299	1,260.00
Dicky Pride.....T17	72-68-73-74	287	6,300.00	Keoke Cotner.....T41	72-72-72-76	292	1,838.57	Barry Cheesman.....65	71-70-79-80	300	1,237.50
Ted Purdy.....T17	73-66-73-75	287	6,300.00	Jess Daley.....T41	71-73-73-75	292	1,838.57	Tyler Williamson.....66	72-72-81-79	304	1,215.00
Charles Warren.....T17	73-68-75-71	287	6,300.00	Doug Garwood.....T41	75-69-73-75	292	1,838.57	David Hutsell.....67	71-73-82-80	306	1,192.50
Jeff Freeman.....T22	69-69-74-76	288	4,356.00	Franklin Langham.....T41	70-71-75-76	292	1,838.57				
Dennis Paulson.....T22	73-68-76-71	288	4,356.00	Casey Martin.....T41	71-71-76-74	292	1,838.57				
Dan Pohl.....T22	68-71-76-73	288	4,356.00	David Ogrin.....T41	75-69-75-73	292	1,838.57				

(Q) = Open Qualifier; (S) = Sponsor Exemption

The following players did not finish (C=cut, W=withdrew)

C—145—Tommy Biershenk, D.J. Brigman, Tom Carter, Chris Downes, David Griffiths, Bob Heintz, Nolan Henke, Jim McGovern, Scott Parel, Scott Petersen, Dave Rummells, Victor Schwamkrug, Geoffrey Sisk, Mike Springer, Scott Sterling, Tommy Tolles, Boo Weekley, **146**—Michael Allen, Brian Claar, Ron Ewing, Robin Freeman, Scott Gump, Jeff Klauk, John Morse, Anthony Rodriguez, Tom Scherrer, Jason Schultz, Mark Side, Kenneth Staton, Kyle Thompson, Chris Zambri, **147**—Ben Bates, Jim Benepe, Mike Brisky, Scott Dunlap, Brad Fabel, Jason Hill, Ryan Howison, D.A. Points, Larry Rinker, Andy Sanders, Mike Standly, Chip Sullivan, Willie Wood, **148**—Emlyn Aubrey, Kevin Durkin, Stephen Gangluff, Steve Gilley, Bill Glasson, Mike Hulbert, Andy Morse, Grant Waite, Brett Wetterich, **149**—Edward Fryatt, Steven Jenkins, Richard Johnson, Eric Meeks, Chris Tidland, Mark Wiebe, **150**—Bob Friend, Vance Heafner, Ryan Hietala, George McNeill, Vic Wilk, **151**—Steve Allan, George Bradford, Chris Couch, Gary Hallberg, Mahal Pearce, Mike Sullivan, John Wilson, **152**—Bobby Gage, Lee Porter, Oscar Serna, **153**—Rich Barcelo, Jeff Gove, Bradley Hughes, Han Lee, **154**—Terry Hatch, Billy Judah, **155**—Edward Miller, **157**—Gary Webb, **159**—Shane Bertsch, **W—73**—Jeff Gallagher, **75**—Danny Ellis, **80**—Deane Pappas, Charles Raulerson, **83**—Kelly Sellers, **84**—Mike Donald.

72-Hole Record:

275, Ryuji Imada, 2000

18-Hole Record:

64, Deane Pappas, Charley Hoffman, Jeff Freeman, 2001; Jason Buha, 2002

36-Hole Record:

133, Jonathan Byrd, Trevor Dodds, David Kirkpatrick, 2001

54-Hole Record:

206, Todd Demsey, 2000; Jonathan Byrd, Trevor Dodds, 2001; Cliff Kresge, Patrick Sheehan, 2002

TOURNAMENT HISTORY

Year	Winner	Score	Runner-up	Score	Location	Par/Yards
BUY.COM VIRGINIA BEACH OPEN						
2000	Ryuji Imada	275	Todd Demsey	280	TPC of Virginia Beach, Virginia Beach, VA	72/7,432
2001	Trevor Dodds	277	Deane Pappas	280	TPC of Virginia Beach, Virginia Beach, VA	72/7,432
VIRGINIA BEACH OPEN PRESENTED BY ACS SYSTEMS & ENGINEERING, INC.						
2002	Cliff Kresge*	277	Arron Oberholser	277	TPC of Virginia Beach, Virginia Beach, VA	72/7,432
2003	Michael Long	277	Vaughn Taylor	279	TPC of Virginia Beach, Virginia Beach, VA	72/7,436

Key: * = Playoff

2003 SAS CAROLINA CLASSIC

[Eighth of 30 official events]



MORLAND IV



Winner: DAVID MORLAND IV
66-68-66-68 268 \$90,000.00

Tournament Players Club at Wakefield Plantation; Raleigh, NC
Par: 35-36—71 Yards: 7,257
Purse: \$500,000
May 22-25, 2003

LEADERS: First Round—Ben Bates, Kevin Johnson and Bob Heintz each matched the course record with 7-under-par 64s to share the lead. Vaughn Taylor, Jason Dufner and Joe Ogilvie were one back. **Second Round**—Dufner, at 11-under, led by two over Ogilvie and D.J. Brigman. David Morland was three off the pace. **Third Round**—Morland, at 13-under, led by two over Dennis Paulson, Brett Wetterich and Brigman.

CUT: 64 players at 2-under-par 140 from a field of 156 professionals.

PRO-AM: Team: Trevor Dodds, 48, \$500.

WEATHER: Thursday: Moderate to heavy rain all day. Play halted after one hour of play and called for the day. High of 63. Winds NE 5-10 mph. Friday: Light rain in the morning with a couple of showers in the afternoon. High of 66. Winds NE 5-10 mph. Saturday: Cloudy early, with a light afternoon shower, then mostly sunny. High of 58. Winds W 5-10 mph. Sunday: Cloudy, with periods of heavy rain. Play did not begin until 9 a.m. Play suspended at 10:20 a.m. Play resumed at 10:35 a.m. Play suspended again at 11:20 a.m. Play resumed again at 1:15 p.m. First-round play finished on Friday. Second-round play finished Saturday. Third-round play finished Sunday. Players were not regrouped following the third round.

Rob Bradley	T2	72-67-68-62	269	\$44,000.00
Vaughn Taylor	T2	65-72-66-66	269	44,000.00
D.J. Brigman	T4	67-66-69-69	271	18,850.00
Paul Claxton	T4	70-68-65-68	271	18,850.00
Lucas Glover	T4	67-71-67-66	271	18,850.00
Tripp Isenhour	T4	70-70-64-67	271	18,850.00
Brett Wetterich	T4	68-68-66-69	271	18,850.00
Eduardo Herrera	T9	70-67-67-68	272	14,000.00
Kevin Johnson	T9	64-71-68-69	272	14,000.00
Rich Barcelo	T11	70-70-67-66	273	10,250.00
Keoke Cotner	T11	72-66-68-67	273	10,250.00
Jason Dufner	T11	65-66-76-66	273	10,250.00
Dicky Pride	T11	72-67-67-67	273	10,250.00
Mike Reid	T11	71-66-66-70	273	10,250.00
Todd Rose	T11	66-71-67-69	273	10,250.00
Daniel Chopra	T17	71-67-71-65	274	7,250.00
Joe Ogilvie	T17	65-68-71-70	274	7,250.00
Charles Warren	T17	66-71-69-68	274	7,250.00
Bubba Watson	T17	73-67-66-68	274	7,250.00
Paul Gow	T21	69-66-70-70	275	5,600.00
Craig Life	T21	66-70-68-71	275	5,600.00
Bo Van Pelt	T21	72-68-69-66	275	5,600.00

Shane Bertsch	T24	66-69-73-68	276	\$4,240.00
Blaine McCallister	T24	70-65-73-68	276	4,240.00
Steve Pate	T24	69-68-72-67	276	4,240.00
Dennis Paulson	T24	70-68-64-74	276	4,240.00
Scott Petersen	T24	70-69-68-69	276	4,240.00
Michael Bradley	T29	70-68-69-70	277	3,060.00
Nick Cassini (Q)	T29	70-68-71-68	277	3,060.00
Russ Cochran	T29	70-68-70-69	277	3,060.00
Jeff Freeman	T29	70-70-69-68	277	3,060.00
Jeff Gallagher	T29	67-69-70-71	277	3,060.00
Mark Hensby	T29	68-70-73-66	277	3,060.00
Rick Price	T29	70-66-71-70	277	3,060.00
Dave Rummells	T29	70-69-70-68	277	3,060.00
Johnson Wagner	T29	69-68-71-69	277	3,060.00
Mark Wurtz	T29	69-66-72-70	277	3,060.00
Ben Bates	T39	64-75-72-67	278	2,300.00
Scott Dunlap	T39	67-73-68-70	278	2,300.00
John Elliott	T39	66-70-74-68	278	2,300.00
Bob Heintz	T39	64-71-74-69	278	2,300.00
Tjaart van der Walt	T39	73-67-70-68	278	2,300.00
Barry Cheesman	T44	68-70-71-70	279	1,925.00
Hunter Haas	T44	71-69-71-68	279	1,925.00

Ryan Howison (Q)	T44	69-71-70-69	279	\$1,925.00
David Ogryn	T44	68-70-71-70	279	1,925.00
Michael Clark II	T48	68-71-69-72	280	1,712.50
Jimmy Green	T48	67-73-74-66	280	1,712.50
Ryan Hietala (Q)	T48	70-70-72-68	280	1,712.50
Casey Martin	T48	69-69-71-71	280	1,712.50
Eric Meeks	T48	70-70-69-71	280	1,712.50
Boo Weekley	T48	67-71-74-68	280	1,712.50
Brian Wilson	T48	74-65-69-72	280	1,712.50
Cameron Yancey	T48	68-71-70-71	280	1,712.50
Ken Duke	T56	74-66-71-70	281	1,600.00
John Adams	T57	70-70-72-70	282	1,562.50
Chris Tidland	T57	69-70-69-74	282	1,562.50
Rob McKelvey	T59	69-70-69-76	284	1,525.00
Jess Daley	T60	71-68-70-76	285	1,475.00
Tommy Tolles	T60	67-73-71-74	285	1,475.00
Zoran Zorkic	T60	69-71-72-73	285	1,475.00
Emlyn Aubrey	T63	70-70-76-73	289	1,412.50
Charles Raulerson	T63	74-65-77-73	289	1,412.50

(Q) = Open Qualifier; (S) = Sponsor Exemption

The following players did not finish (C=cut, W=withdrew, D=disqualified)

C—141—David Branshaw, Gavin Coles, Stephen Gangluff, Scott Gump, Vance Headner, Ryuji Imada, Jeff Klauk, Franklin Langham, Scott Laycock, Rob McMillan, John Riegger, Jason Schultz, Chris Zambri, **142**—Gus Cable, Bubba Dickerson, Paul Dickinson, Ron Ewing, Brad Fabel, Jeff Gove, Gabriel Hjertstedt, Zach Johnson, Andrew McLardy, John Morse, Matt Peterson, Steve Runge, Mike Sullivan, Ryan Vermeer, **143**—Michael Allen, Guy Boros, Josh Broadaway, Andy Crain, Trevor Dodds, Bobby Gage, Ryan Gioffre, Keith Grassing, Steve Haskins, Doug LaBelle II, Ted Purdy, Fran Quinn, Shane Tait, Roland Thatcher, **144**—Tim Conley, Robin Freeman, Bob Friend, Doug Garwood, Brian Kamm, Jeffrey Lankford, Sean Quinlivan, Mike Standly, Andre Stolz, Omar Uresti, Mark Walker, Matt Weibring, **145**—Mike Brisky, Brian Claar, Michael Long, George McNeill, Lee Porter, Larry Rinker, Oscar Serna, Sonny Skinner, Scott Sterling, Mark Wiebe, **146**—Tommy Biershenk, Jason Buha, John Paul Curley, Bill Glasson, Gary Hallberg, Jeff Hart, Pete Jordan, Kevin Pendley, Grant Waite, **147**—Chip Beck, Tom Carter, Andy Sanders, Craig A. Spence, Kyle Thompson, **148**—Jeff Quinney, Tyler Williamson, **149**—Rick Murphy, Deane Pappas, Tom Scherrer, Michael Walton, **150**—Manuel Merizalde, **151**—Jason Hill, Chad Lydiatt, Wes Short, Kenneth Staton, **W—76**—Neal Lancaster, Ted Tryba, Kelly Gibson, **D—78**—Bradley Hughes.

72-Hole Record:

266, Michael Christie, 1995; Brian Bateman, 1998; Mark Hensby, Manny Zerman, 2000

Current Course 18-Hole Record:

62, Rob Bradley, 2003

Tournament 18-Hole Record:

60, Jimmy Green, 1998

36-Hole Record:

128, Jimmy Green, 1998

54-Hole Record:

197, Jimmy Green, 1998

TOURNAMENT HISTORY

Year	Winner	Score	Runner-up	Score	Location	Par/Yards
NIKE CAROLINA CLASSIC						
1994	Skip Kendall	276	Pat Bates	278	Prestonwood CC, Cary, NC	72/6,879
1995	Michael Christie	266	Sean Murphy	268	Prestonwood CC, Cary, NC	72/6,879
1996	Glen Hnatiuk*	205	Craig Perks	205	Prestonwood CC, Cary, NC	72/7,271
1997	Ahmad Bateman	284	Dennis Paulson	285	Prestonwood CC, Cary, NC	72/7,271
			Steve Flesch			
			Terry Price			
1998	Brian Bateman	266	Jimmy Green	267	Raleigh CC, Raleigh, NC	71/6,724
1999	Vance Veazey	269	Steve Haskins	270	Raleigh CC, Raleigh, NC	71/6,724
			Glen Hnatiuk			
BUY.COM CAROLINA CLASSIC						
2000	Mark Hensby*	266	Manny Zerman	266	Raleigh CC, Raleigh, NC	71/6,724
2001	John Maginnes	269	Ryuji Imada	271	TPC at Wakefield Plantation, Raleigh, NC	71/7,257
SAS CAROLINA CLASSIC						
2002	Zoran Zorkic	274	Doug Barron	275	TPC at Wakefield Plantation, Raleigh, NC	71/7,257
2003	David Morland IV	268	Rob Bradley	269	TPC at Wakefield Plantation, Raleigh, NC	71/7,257
			Vaughn Taylor			

Key: * = Playoff - = Weather-curtailed

2003 LASALLE BANK OPEN

[Ninth of 30 official events]



Purse: \$500,000
June 5-8, 2003

The Glen Club; Glenview, IL
Par: 36-36—72 Yards: 7,249

LEADERS: First Round—Michael Long fired a 7-under-par 65 to take a one-shot lead over Victor Schwamkrug and Ted Purdy. **Second Round**—Daniel Chopra moved to 10-under-par 134 after a 6-under-par 66. Schwamkrug, Andre Stolz, Tommy Tolles and Wes Short were one back. **Third Round**—Tolles and D.A. Points moved to 15-under-par 201, one shot ahead of Schwamkrug and Chopra.

CUT: 69 players at 2-under-par 142 from a field of 156 professionals.

PRO-AM: Team: Shane Tait, 53, \$500.

WEATHER: Thursday: Partly cloudy and warm. High of 73. Winds NNE 10-15 mph. Friday: Mostly cloudy, with afternoon rain showers. High of 72. Winds S 10-15 mph. Saturday: Partly cloudy and warm. High of 75. Winds SW 7-12 mph. Sunday: Overcast, with occasional rain showers throughout the day. High of 73. Winds WSW 10-15 mph, with occasional gusts up to 20 mph.

Winner: ANDRE STOLZ

70-65-68-68 271 \$90,000.00

Tommy Tolles	2	68-67-66-72	273	\$54,000.00
Daniel Chopra	T3	68-66-68-72	274	29,000.00
D.A. Points	T3	68-69-64-73	274	29,000.00
Jimmy Green	T5	69-69-66-71	275	19,000.00
Victor Schwamkrug (S)	T5	66-69-67-73	275	19,000.00
Todd Demsey	T7	72-69-69-67	277	15,583.34
Scott Sterling	T7	72-67-69-69	277	15,583.33
Vaughn Taylor	T7	71-66-69-71	277	15,583.33
David Branshaw	T10	69-68-68-73	278	12,500.00
Gary Nicklaus (S)	T10	74-67-67-70	278	12,500.00
Wes Short	T10	70-65-70-73	278	12,500.00
David Morland IV	T13	69-71-70-69	279	10,500.00
Chris Downes (Q)	T14	70-68-71-71	280	8,500.00
Zach Johnson	T14	68-69-71-72	280	8,500.00
Joe Ogilvie	T14	68-70-69-73	280	8,500.00
Ted Purdy	T14	66-72-70-72	280	8,500.00
Bubba Watson	T14	71-70-71-68	280	8,500.00
John Elliott	T19	74-66-72-69	281	6,750.00
Jeff Gove	T19	69-71-67-74	281	6,750.00
Ty Armstrong	T21	68-70-68-76	282	5,200.00
Rob Bradley	T21	70-70-71-71	282	5,200.00
Nolan Henke	T21	70-70-69-73	282	5,200.00
Ryan Palmer	T21	69-70-69-74	282	5,200.00
Omar Uresti	T21	71-71-68-72	282	5,200.00

Emlyn Aubrey	T26	72-69-70-72	283	\$3,575.00
Jess Daley	T26	69-71-72-71	283	3,575.00
Kevin Durkin	T26	71-67-72-73	283	3,575.00
Ryuji Imada	T26	71-70-72-70	283	3,575.00
Kevin Johnson	T26	68-71-70-74	283	3,575.00
Richard Johnson	T26	70-72-73-68	283	3,575.00
Craig Lile	T26	71-71-70-71	283	3,575.00
Casey Martin	T26	70-66-71-76	283	3,575.00
Mike Brisky	T34	71-68-67-78	284	2,750.00
Trevor Dodds	T34	71-68-71-74	284	2,750.00
Terry Hatch	T34	76-66-71-71	284	2,750.00
Mark Hensby	T34	70-68-73-73	284	2,750.00
Jason Hill	T34	72-68-69-75	284	2,750.00
Roger Tambellini (Q)	T34	73-66-71-74	284	2,750.00
Hank Kim (Q)	T40	68-73-70-74	285	2,158.34
Zoran Zorkic	T40	73-66-72-74	285	2,158.34
Rich Barcelo	T40	68-73-71-73	285	2,158.33
Paul Claxton	T40	68-74-69-74	285	2,158.33
Andy Morse	T40	71-68-70-76	285	2,158.33
Bo Van Pelt	T40	68-69-72-76	285	2,158.33
Jeff Klauk	T46	69-71-69-77	286	1,771.88
Rob McMillan	T46	70-72-69-75	286	1,771.88
Boo Weekley	T46	72-69-69-76	286	1,771.88
Mark Wurtz	T46	71-69-69-77	286	1,771.88

Scott Gump	T46	73-69-73-71	286	\$1,771.87
Scott Petersen	T46	69-73-70-74	286	1,771.87
Rick Price	T46	73-69-72-72	286	1,771.87
Charles Warren	T46	69-70-74-73	286	1,771.87
Jerry Smith	T54	71-69-75-72	287	1,650.00
Jason Knutson (S)	T55	69-72-73-74	288	1,575.00
Franklin Langham	T55	69-71-73-75	288	1,575.00
Jason Schultz	T55	70-72-73-73	288	1,575.00
Mike Sullivan	T55	72-68-71-77	288	1,575.00
Stephen Woodard (Q)	T55	72-68-74-74	288	1,575.00
Keoke Cotner	T60	71-70-73-75	289	1,500.00
John Adams	T61	71-70-73-76	290	1,437.50
Jay Delsing	T61	73-68-73-76	290	1,437.50
Han Lee	T61	72-68-74-76	290	1,437.50
Chris Zambri	T61	72-70-73-75	290	1,437.50
Mayson Petty	T65	71-70-72-78	291	1,375.00
Steve Ford	T66	72-69-75-76	292	1,337.50
Chad Lydiatt	T66	70-72-75-75	292	1,337.50
John Paul Curley	T68	75-67-73-79	294	1,300.00
Michael Long	T69	65-74-76-82	297	1,275.00

(Q) = Open Qualifier; (S) = Sponsor Exemption

The following players did not finish (C=cut, W=withdrew, D=disqualified)

C—143—Michael Allen, Shane Bertsch, Tom Carter, Paul Dickinson, Ron Ewing, Eric Meeks, Sonny Skinner, Sal Spallone, Kyle Thompson, **144**—Chip Beck, Ken Duke, Kevin Muncie, Fran Quinn, John Restino, Steve Runge, Jim Sobb, Tjaart van der Walt, **145**—D.J. Brigman, Rafael Echenique, Robin Freeman, Bobby Gage, Wayne Grady, Pete Jordan, Sung Man Lee, Dino Lucchesi, John Morse, David Ogrin, Lee Porter, Mike Standly, Brian Wilson, **146**—Josh Broadaway, Barry Cheesman, Jeff Freeman, Doug Garwood, David Griffiths, George McNeill, Kevin Pendley, Dave Rummells, Ron Stelten, Shane Tait, Tim Thelen, Chris Tidland, Alan Zimmerman, **147**—Bob Friend, Stephen Gangluff, Kelly Gibson, Ryan Hietala, Brian Kamm, Jim McGovern, Johnson Wagner, **148**—Jim Benep, Greg Boyette, Nathan Brown, Ryan Howison, Curtis Malm, Bill Olson, Scott Parel, Anthony Rodriguez, Steve Scott, Mark Walker, Brett Wetterich, Tyler Williamson, **149**—Lance Combrink, Rob McKelvey, Bryce Molder, Sean Quinlivan, Larry Rinker, Stan Utley, **150**—Edward Fryatt, James Lemon, Brian Payne, Marty Schiene, Ken Tanigawa, **151**—Michael Christensen, Chris Couch, Lucas Glover, **152**—Eric Bogar, Matt Weibring, **153**—Todd Rose, **154**—Jonathan Oliver, **158**—Bob Byman, **W—75**—Steve Haskins, **76**—Brad Fabel, Jeff Hart, **77**—Jeev M. Singh, **79**—Robert Conrad, **D**—Tripp Isenhour.

TOURNAMENT HISTORY

Year	Winner	Score	Runner-up	Score	Location	Par/Yards
LASALLE BANK OPEN						
2002	Marco Dawson	276	Darron Stiles	279	Kemper Lakes GC, Long Grove, IL	72/7,217
2003	Andre Stolz	271	Tommy Tolles	273	The Glen Club Glenview, IL	72/7,249

72-Hole Record:

271, Andre Stolz, 2003

Current Course 18-Hole Record:

64, D.A. Points, 2003

Tournament 18-Hole Record

64, Doug Barron, 2002; D.A. Points, 2003

36-Hole Record:

134, Daniel Chopra, 2003

54-Hole Record:

201, D.A. Points, Tommy Tolles, 2003

2003 NORTHEAST PENNSYLVANIA CLASSIC

[10th of 30 official events]



McCALLISTER



Winner: **BLAINE McCALLISTER**

68-64-64-69 265 \$81,000.00

Glenmaura National Golf Club; Moosic, PA
Par: 35-36—71 Yards: 6,990

Purse: \$450,000
June 12-15, 2003

LEADERS: First Round—Lucas Glover posted a 7-under 64 and led eight players by one stroke. Six others were two back. **Second Round**—Omar Uresti tied the course record with an 8-under 63 to get to 12-under. Jason Dufner was one back, and Blaine McCallister was two off the lead. **Third Round**—McCallister, at 17-under, led Uresti by three strokes. Bill Glasson was four back.

CUT: 71 players at 2-under-par 140 from a field of 156 professionals.

PRO-AM: Team: Dennis Paulson, Andre Stolz, 45, \$450 each.

WEATHER: Thursday: Early morning fog delayed the start of play for one hour. Mostly cloudy, with midday light rain. High of 76. Winds becoming SE 5-10 mph. Friday: Clouds mixed with some sun, followed by late-afternoon showers. High of 78. Winds S 5-10 mph. Saturday: Partly sunny early, followed by a series of showers. Play suspended from 12:33-12:56 p.m. and then for the day at 2:15 p.m. Round three was completed Sunday morning. High of 80. Winds SW-W 5-10 mph. Sunday: Partly to mostly sunny. High of 80. Winds NNW 5-10 mph.

Bill Glasson	2	65-68-67-68	268	\$48,600.00
Ryuji Imada	T3	67-69-66-67	269	23,400.00
Zach Johnson	T3	65-69-68-67	269	23,400.00
Omar Uresti	T3	67-63-69-70	269	23,400.00
Jason Dufner	T6	65-66-71-68	270	15,075.00
Paul Gow	T6	75-65-61-69	270	15,075.00
Charles Warren	T6	67-67-70-66	270	15,075.00
Tommy Tolles	9	70-66-70-65	271	13,050.00
Shane Bertsch	T10	70-66-66-70	272	10,800.00
Daniel Chopra	T10	66-72-68-66	272	10,800.00
Chris Tidland	T10	67-70-65-70	272	10,800.00
Brian Wilson	T10	65-73-67-67	272	10,800.00
Mike Brisky	T14	72-68-67-66	273	8,325.00
Stephen Gangluff	T14	68-66-68-71	273	8,325.00
Kenichi Kuboya	T16	68-67-67-72	274	6,975.00
Gary Nicklaus	T16	69-66-69-70	274	6,975.00
D.A. Points	T16	72-67-69-66	274	6,975.00
Boo Weekley	T16	68-70-70-66	274	6,975.00
Jason Bohn (Q)	T20	66-74-69-66	275	4,875.00
Chris Couch	T20	68-72-66-69	275	4,875.00
Franklin Langham	T20	68-70-69-68	275	4,875.00
Stan Utley	T20	70-66-72-67	275	4,875.00
Brett Wetterich	T20	71-68-67-69	275	4,875.00
Willie Wood	T20	72-68-68-67	275	4,875.00
Gavin Coles	T26	67-70-70-69	276	3,345.00

Ken Duke	T26	68-71-69-68	276	\$3,345.00
Lucas Glover	T26	64-74-73-65	276	3,345.00
Jeff Hart	T26	66-72-69-69	276	3,345.00
David Morland IV	T26	69-70-67-70	276	3,345.00
Ryan Palmer	T26	68-70-73-65	276	3,345.00
Ben Bates	T32	68-69-68-72	277	2,655.00
Jay Delsing	T32	66-69-72-70	277	2,655.00
Gary Hallberg	T32	71-67-69-70	277	2,655.00
David Ogrin	T32	68-72-69-68	277	2,655.00
Larry Rinker	T32	68-72-67-70	277	2,655.00
Tjaart van der Walt	T32	71-66-71-69	277	2,655.00
Steve Runge	T38	70-65-73-70	278	2,295.00
Jeev M. Singh	T38	69-66-68-75	278	2,295.00
Ty Armstrong	T40	68-69-71-71	279	2,025.00
Eduardo Herrera	T40	68-69-72-70	279	2,025.00
Andy Morse	T40	72-68-71-68	279	2,025.00
Chris Zambri	T40	71-66-68-74	279	2,025.00
Keoke Cotner	T44	71-68-71-70	280	1,777.50
Kevin Johnson	T44	71-67-68-74	280	1,777.50
Greg Boyette (Q)	T46	69-69-71-72	281	1,607.15
Brian Kamm	T46	65-72-71-73	281	1,607.15
Jim McGovern	T46	68-72-69-72	281	1,607.14
Michael Muehr	T46	68-71-67-75	281	1,607.14
Scott Piercy (Q)	T46	67-69-74-71	281	1,607.14
Andre Stolz	T46	69-68-69-75	281	1,607.14

Vance Veazey	T46	74-66-72-69	281	\$1,607.14
Michael Allen	T53	67-72-74-69	282	1,451.25
David Branshaw	T53	70-70-73-69	282	1,451.25
Russ Cochran	T53	69-70-70-73	282	1,451.25
Kelly Gibson	T53	71-69-71-71	282	1,451.25
Andrew McLardy	T53	69-71-70-72	282	1,451.25
Anthony Painter	T53	69-69-71-73	282	1,451.25
Derek Gillespie (Q)	T59	72-67-77-67	283	1,338.75
Scott Gump	T59	71-66-71-75	283	1,338.75
Lee Porter	T59	67-72-71-73	283	1,338.75
Shane Tait	T59	69-70-70-74	283	1,338.75
Chris Downes	T63	69-70-73-72	284	1,271.25
Tom Scherrer	T63	68-68-72-76	284	1,271.25
Simon Cooke (Q)	T65	69-71-74-71	285	1,215.00
Rob McMillan	T65	69-70-73-73	285	1,215.00
Victor Schwamkrug	T65	67-73-74-71	285	1,215.00
Richard Johnson	68	69-69-71-77	286	1,170.00
Mark Hensby	69	69-70-70-78	287	1,147.50
Nolan Henke	T70	70-70-76-73	289	1,113.75
Jeff Klauk	T70	65-71-73-80	289	1,113.75
Doug Garwood	72	69-71-77-73	290	1,080.00

(Q) = Open Qualifier; (S) = Sponsor Exemption

The following players did not finish (C=cut, W=withdrew)

C—141-Emlyn Aubrey, Guy Boros, John Elliott, Jason Hill, Bradley Hughes, Han Lee, Dan Olsen, Kevin Pendley, Matt Peterson, Dave Roberts, Mike Springer, Mike Standly, Scott Sterling, Bubba Watson, **142**-Jeff Gove, Chad Lydiatt, Eric Meeks, Jim Rutledge, Sonny Skinner, Kyle Thompson, Lee Williamson, Zoran Zorkic, **143**-Steve Allan, Jim Benepe, Paul Claxton, John Paul Curley, Scott Dunlap, Elliot Gealy, Jimmy Green, Keith Nolan, John Pillar, Jason Schultz, Mark Walker, **144**-Josh Broadaway, Todd Demsey, Jeff Freeman, Bobby Gage, David Griffiths, Steve Haskins, Mike Hulbert, Brad Lardon, Rob McKelvey, Mike Sullivan, **145**-D.J. Brigman, Adam Groom, Gabriel Hjertstedt, Pete Jordan, Scott Parel, Alex Rocha, Todd Rose, Jerry Smith, Ken Tanigawa, Richard Zokol, **146**-Wayne Grady, Bob Heintz, **147**-Rafael Echenique, Bob Friend, Edward Fryatt, John Restino, Wes Short, Sal Spallone, **148**-Todd Barranger, Lance Combrink, Sung Man Lee, Dennis Paulson, Sam Randolph, Ron Stelten, Brian Unk, **149**-Chris Bartolacci, Tom Carter, Terry Hatch, Johnson Wagner, **150**-Ryan Howison, **151**-Cleve Coldwater, Hunter Haas, **156**-Tommy Biershenk, **158**-Steve Scott, **W—**74-Jess Daley, Ron Ewing, **76**-Paul Dickinson, **77**-Dave Quinn, **78**-Robin Freeman, Charles Raulerson, **80**-Barry Cheesman.

72-Hole Record:
 265, Blaine McCallister, 2003

18-Hole Record:
 61, Paul Gow, 2003

36-Hole Record:
 130, Joe Daley, 2002; Omar Uresti, 2003

54-Hole Record:
 196, Blaine McCallister, 2003

TOURNAMENT HISTORY

Year	Winner	Score	Runner-up	Score	Location	Par/Yards
BUY.COM STEAMTOWN CLASSIC						
2000	Jeff Hart	275	Ian Leggatt	276	Glenmaura National GC, Moosic, PA	70/6,933
2001	Jason Hill	272	Jonathan Byrd Matt Peterson	275	Glenmaura National GC, Moosic, PA	70/6,933
NORTHEAST PENNSYLVANIA CLASSIC						
2002	Gary Hallberg	275	Roger Tambellini	278	Glenmaura National GC, Moosic, PA	71/6,990
2003	Blaine McCallister	265	Bill Glasson	268	Glenmaura National GC, Moosic, PA	71/6,990

2003 LAKE ERIE CHARITY CLASSIC AT PEEK'N PEAK RESORT

[11th of 30 official events]


**Lake Erie
Charity
Classic**
Peek'n Peak
**Winner: GUY BOROS**

69-67-69-70 275 \$81,000.00

Peek'n Peak Resort (Upper Course); Findley Lake, NY
Par: 36-36—72 Yards: 6,978**Purse: \$450,000**
June 19-22, 2003

LEADERS: First Round—Michael Allen matched the course record with an 8-under-par 64 and led by one over Roland Thatcher and Eduardo Herrera. Michael Long, Gary Hallberg, Bubba Watson and Bob Heintz were two back. **Second Round**—Stan Utley was at 10-under 134 and led Vaughn Taylor, Herrera and Scott Sterling by one stroke. Seven players were two shots back. **Third Round**—Utley, at 16-under, led Shane Bertsch by three shots. Bo Van Pelt, Guy Boros, Heintz and Taylor were five behind.

CUT: 68 players at 2-under-par 142 from a field of 155 professionals and one amateur.**PRO-AM:** Team: Eduardo Herrera, 60, \$1,000.

WEATHER: Thursday: Mostly cloudy with morning rain (.15 inches) and late afternoon sun. High of 68. Winds N 5-10 mph. Friday: Variably cloudy. High of 62. Winds NNE 5-15 mph. Saturday: Mostly cloudy, with occasional light rain (.15 inches). High of 60. Winds N 7-12 mph. Sunday: Mostly sunny, with a few afternoon clouds. High of 76. Winds WNW 8-14 mph.

Chris Couch	T2	71-68-70-67	276	\$39,600.00	Steve Allan.....	T25	70-68-73-71	282	\$3,182.73	Danny Briggs (Q)	T48	69-72-74-70	285	\$1,597.50
Bob Heintz	T2	66-70-69-71	276	39,600.00	Michael Allen.....	T25	64-74-73-71	282	3,182.73	Doug Garwood.....	T48	71-71-71-72	285	1,597.50
Scott Sterling.....	T4	68-67-71-71	277	18,600.00	Jason Bohn	T25	71-71-72-68	282	3,182.73	David Morland IV.....	T48	69-71-74-71	285	1,597.50
Roland Thatcher.....	T4	65-73-70-69	277	18,600.00	Han Lee	T25	73-69-70-70	282	3,182.73	Jeff Hart	T51	70-70-74-73	287	1,507.50
Stan Utley	T4	68-66-66-77	277	18,600.00	Chad Lydiatt	T25	69-73-72-68	282	3,182.73	Jason Hill	T51	69-70-75-73	287	1,507.50
Zach Johnson.....	T7	67-71-68-72	278	14,025.00	Kevin Muncrief.....	T25	72-67-73-70	282	3,182.73	Jeff Klauk	T51	71-69-74-73	287	1,507.50
Bo Van Pelt	T7	67-70-68-73	278	14,025.00	Matt Peterson	T25	69-72-73-68	282	3,182.73	Rick Price	T51	72-69-74-72	287	1,507.50
Bubba Watson.....	T7	66-70-71-71	278	14,025.00	Sonny Skinner	T25	68-70-74-70	282	3,182.73	Steve Runge.....	T51	69-71-73-74	287	1,507.50
Paul Claxton.....	T10	72-66-68-73	279	11,250.00	Tripp Isenhour.....	T25	69-71-70-72	282	3,182.72	James Driscoll (Q)	T56	71-71-77-69	288	1,395.00
Hunter Haas	T10	74-67-70-68	279	11,250.00	Stiles Mitchell (S)	T25	67-69-74-72	282	3,182.72	Eric Frishette	T56	71-68-75-74	288	1,395.00
Tom Scherrer	T10	70-71-67-71	279	11,250.00	Joe Ogilvie	T25	68-72-70-72	282	3,182.72	Jim McGovern	T56	70-70-77-71	288	1,395.00
Shane Bertsch	T13	67-69-67-77	280	7,250.00	Ty Armstrong.....	T36	74-67-70-72	283	2,430.00	Anthony Rodriguez.....	T56	68-71-73-76	288	1,395.00
Craig Bowden.....	T13	71-66-74-69	280	7,250.00	Daniel Chopra	T36	70-71-71-71	283	2,430.00	Brian Wilson	T56	70-71-76-71	288	1,395.00
Todd Demsey	T13	69-67-71-73	280	7,250.00	Trevor Dodds	T36	70-71-68-74	283	2,430.00	Mike Brisky.....	T61	71-71-75-72	289	1,305.00
Jeff Gove	T13	68-72-68-72	280	7,250.00	Keoke Cotner	T39	70-69-70-75	284	1,920.00	Doug LaBelle II.....	T61	73-67-78-71	289	1,305.00
Franklin Langham.....	T13	71-67-70-72	280	7,250.00	Jess Daley	T39	69-72-70-73	284	1,920.00	D.A. Points	T61	72-70-74-73	289	1,305.00
Michael Long	T13	66-71-74-69	280	7,250.00	Jay Delsing.....	T39	69-70-70-75	284	1,920.00	Eric Bogar	T64	71-68-76-75	290	1,248.75
Rob McKelvey	T13	68-72-69-71	280	7,250.00	Eduardo Herrera.....	T39	65-70-75-74	284	1,920.00	Zoran Zorkic	T64	70-70-73-77	290	1,248.75
Vaughn Taylor (Q).....	T13	68-67-70-75	280	7,250.00	Jon Mills (Q).....	T39	71-71-69-73	284	1,920.00	Jim Benepe	T66	71-70-77-73	291	1,215.00
Tommy Tolles	T13	72-68-67-73	280	7,250.00	Brad Ott (Q)	T39	70-67-73-74	284	1,920.00	Mark Walker	T67	70-71-76-76	293	1,192.50
David Branshaw.....	T22	71-70-72-68	281	4,680.00	Kevin Shields (Q)	T39	71-67-70-76	284	1,920.00	Ryan Howison	T68	74-68-78-74	294	1,170.00
Jason Dufner	T22	68-69-72-72	281	4,680.00	Andre Stolz	T39	72-69-70-73	284	1,920.00					
Gary Hallberg	T22	66-70-73-72	281	4,680.00	Lee Williamson (Q)	T39	71-68-76-69	284	1,920.00					

(Q) = Open Qualifier; (S) = Sponsor Exemption

The following players did not finish (C=cut, D=disqualified)

C—143—Camilo Benedetti, Rob Bradley, Tom Carter, John Paul Curley, John Elliott, Ron Ewing, Edward Fryatt, Steve Haskins, Ryuji Imada, George McNeill, Andy Morse, Todd Rose, Roger Tambellini, Omar Uresti, **144**—Ryan Dennis, Kevin Durkin, Wayne Grady, Eric Meeks, David Ogrin, Dicky Pride, Fran Quinn, Jeff Quinney, Jim Rutledge, Andy Sanders, Jason Schultz, Oscar Serna, Jeev M. Singh, Jerry Smith, Johnson Wagner, **145**—Ben Bates, Tim Conley, David Edwards, Jeff Freeman, Kelly Gibson, Jimmy Green, Nolan Henke, Bradley Hughes, Kevin Johnson, Andrew McLardy, John Morse, Scott Phyllis (A), Mark Wurtz, **146**—Barry Cheesman, Steve Ford, Bob Friend, Bobby Gage, Stephen Gangluff, Richard Johnson, Brett Mathis, Gary Nicklaus, Scott Parel, Ken Tanigawa, Chris Tidland, **147**—David Griffiths, Roger Loop, Rob McMillan, Pete Morgan, Sam Randolph, Wes Short, Sal Spallone, Jimmy Walker, **148**—Robert Conrad, Gabriel Hjertstedt, Sung Man Lee, Blaine McCallister, Matt Weibring, Mark Wiebe, **149**—Emlyn Aubrey, Bob Byman, Mike Capone, Robin Freeman, Bill Glasson, Ryan Hietala, Eric Jorgensen, Brian Kamm, Ron Stelten, **150**—Greg Gregory, Mayson Petty, Shane Tait, **151**—Tommy Biershenk, Brett Wetterich, **152**—Rafael Echenique, **153**—Brian Kontak, **155**—Alan Zimmerman, **159**—Steve Scott, **160**—Paul Sanders, **170**—Scott Jenkins, **D**—Tyler Williamson.

72-Hole Record:

275, Patrick Moore, 2002; Guy Boros, 2003

18-Hole Record:

64, Greg Gregory, 2002; Michael Allen, 2003

36-Hole Record:

134, Omar Uresti, 2002; Stan Utley, 2003

54-Hole Record:

200, Stan Utley, 2003

TOURNAMENT HISTORY

Year	Winner	Score	Runner-up	Score	Location	Par/Yards
LAKE ERIE CHARITY CLASSIC AT PEEK'N PEAK RESORT						
2002	Patrick Moore	275	Hunter Haas	276	Peek'n Peak Resort, Findley Lake, NY	71/6,883
2003	Guy Boros	275	Chris Couch Bob Heintz	276	Peek'n Peak Resort, Findley Lake, NY	72/6,978

2003 KNOXVILLE OPEN PRESENTED BY FOOD CITY

[12th of 30 official events]



TAYLOR



Winner: VAUGHN TAYLOR

68-69-67-64 268 \$85,500.00

Fox Den Country Club; Knoxville, TN
Par: 36-36-72 Yards: 7,142

Purse \$475,000
June 26-29, 2003

LEADERS: First Round—Steve Ford, Joe Ogilvie and Roland Thatcher shot 7-under-par 65 to lead Scott Petersen, Doug LaBelle II and Andrew McLardy by two shots. **Second Round**—Thatcher and John Elliott moved to 11-under-par 133. Ford and LaBelle were one back. **Third Round**—Elliott fired a 5-under-par 67 to move to 16-under-par 200, two shots clear of LaBelle, Thatcher and Ogilvie.

CUT: 67 players at 3-under-par 141 from a field of 155 professionals.

PRO-AM: Team: Steve Pate, 49, \$500.

WEATHER: Thursday: Partly cloudy. High in the upper-80s. Winds SW 10-15 mph. Friday: Morning showers followed by mostly cloudy skies in the afternoon. High of 75. Winds N 5-10 mph. Saturday: Partly sunny. High of 84. Winds NE 2-6 mph. Sunday: Mostly sunny. High of 88. Winds light and variable.

Won with birdie-4 on first playoff hole

Joe Ogilvie	2	65-71-66-66	268	\$51,300.00
Doug LaBelle II	3	67-67-68-68	270	32,300.00
John Elliott	4	68-65-67-71	271	22,800.00
Chris Couch	5	68-69-67-69	273	19,000.00
Lucas Glover	6	70-70-69-65	274	17,100.00
Danny Briggs	17	73-66-68-68	275	13,822.50
Kevin Pendley	17	68-70-68-69	275	13,822.50
Roland Thatcher	17	65-68-69-73	275	13,822.50
Chris Tidland	17	68-70-68-69	275	13,822.50
Charles Warren	17	70-69-70-66	275	13,822.50
Kevin Durkin	12	70-69-68-69	276	10,925.00
Jeff Gove	T13	71-69-68-69	277	8,142.86
Tripp Isenhour	T13	71-69-68-69	277	8,142.86
David Ogrin	T13	70-68-68-71	277	8,142.86
Bo Van Pelt	T13	69-68-72-68	277	8,142.86
Mark Wurtz	T13	70-67-71-69	277	8,142.86
Craig Bowden	T13	68-67-69-73	277	8,142.85
Paul Claxton	T13	68-68-72-69	277	8,142.85
Tjaart van der Walt	20	70-68-71-69	278	6,175.00
Guy Boros	T21	68-67-70-74	279	4,275.00
Mike Brisky	T21	68-71-68-72	279	4,275.00
Scott Gump	T21	70-71-70-68	279	4,275.00

Bob Heintz	T21	68-71-70-70	279	\$4,275.00
Jeff Klauk	T21	70-71-72-66	279	4,275.00
George McNeill	T21	69-68-73-69	279	4,275.00
Iain Steel	T21	71-66-72-70	279	4,275.00
Scott Sterling	T21	71-68-71-69	279	4,275.00
Rocky Walcher	T21	71-65-70-73	279	4,275.00
Tyler Williamson	T21	69-72-69-69	279	4,275.00
Steve Ford	T31	65-69-72-74	280	2,802.50
Steve Haskins	T31	70-67-70-73	280	2,802.50
Eduardo Herrera	T31	69-70-71-70	280	2,802.50
Michael Long	T31	71-69-69-71	280	2,802.50
Matt Peterson	T31	70-70-71-69	280	2,802.50
Fran Quinn	T31	69-71-68-72	280	2,802.50
Steve Runge	T31	71-70-68-71	280	2,802.50
Matt Weibring	T31	71-70-69-70	280	2,802.50
Chip Beck	T39	69-71-71-70	281	2,185.00
Lee Porter	T39	70-67-71-73	281	2,185.00
Jake Reeves (S)	T39	71-69-68-73	281	2,185.00
Mike Standly	T39	70-68-73-70	281	2,185.00
Johnson Wagner	T39	72-69-70-70	281	2,185.00
Emlyn Aubrey	T44	69-72-68-73	282	1,785.21
D.J. Brigman	T44	70-70-71-71	282	1,785.21
Todd Demsey	T44	70-71-70-71	282	1,785.21

Eric Meeks	T44	69-69-70-74	282	\$1,785.21
Scott Petersen	T44	67-74-69-72	282	1,785.21
Rich Barcelo	T44	70-68-72-72	282	1,785.20
Jason Bohn	T50	69-71-72-71	283	1,626.88
John Morse	T50	70-71-70-72	283	1,626.88
Kip Henley	T50	69-71-66-77	283	1,626.87
Andrew McLardy	T50	67-70-71-75	283	1,626.87
Shane Bertsch	T54	71-70-71-72	284	1,555.63
Anthony Rodriguez	T54	71-69-72-72	284	1,555.62
Ben Bates	T56	71-69-70-75	285	1,413.13
Matt Cannon (Q)	T56	70-71-69-75	285	1,413.13
Scott Dunlap	T56	70-71-75-69	285	1,413.13
David Griffiths	T56	71-69-73-72	285	1,413.13
Pete Morgan	T56	72-68-71-74	285	1,413.13
Josh Broadway	T56	68-70-73-74	285	1,413.12
John Paul Curley	T56	71-67-74-73	285	1,413.12
Mike Donald	T56	68-69-77-71	285	1,413.12
Stiles Mitchell	T56	70-68-72-75	285	1,413.12
Jason Schultz	T56	70-68-71-76	285	1,413.12
Kevin Muncief66	70-70-74-75	289	1,282.50
Jeff Freeman67	71-69-74-76	290	1,258.75

(Q) = Open Qualifier; (S) = Sponsor Exemption

The following players did not finish (C=cut, W=withdrew, D=disqualified)

C—142—Joseph Alfieri, Ty Armstrong, Tommy Biershenk, Michael Bradley, Rob Bradley, Paul Dickinson, Doug Dunakey, Ron Ewing, Bob Friend, Jimmy Green, Terry Hatch, Ryan Howison, Rick Price, Jerry Smith, Ron Stelten, **143**—Robert Conrad, Keoke Cotner, Brian Kontak, Sung Man Lee, Jim McGovern, Brad Ott, Ryan Palmer, Dave Rummells, Victor Schwamkrug, **144**—Simon Cooke, Eric Frisette, Jason Hill, Franklin Langham, Mayson Petty, Larry Rinker, Andy Sanders, Sonny Skinner, Mike Springer, Kyle Thompson, Tommy Tolles, Jimmy Walker, Mark Walker, **145**—Eric Axley, Eric Bogar, Jess Daley, Edward Fryatt, Hunter Haas, Jeff Hart, Eric Johnson, Han Lee, Casey Martin, Rob McElvey, Jay McLuen, Chris Starkjohann, Mike Sullivan, James Van De Griff, **146**—Michael Christie, Stephen Gangluff, Gabriel Hjertstedt, Eric Reiman, Oscar Serna, **147**—Jason Dufner, P.H. Horgan III, Joe Meade, Steve Pate, **148**—Trevor Dodds, Ryan Hietala, Bryce Molder, Scott Parel, Boo Weekley, Brian Wilson, **149**—Mike Capone, Greg Gregory, Kevin Johnson, **150**—Jason Echols, Ken Tanigawa, Mark Wiebe, **151**—Keith Clearwater, Ken Duke, Bob Proben, **152**—Tom Carter, Tom O'Stasik, **153**—Al Del Greco, Alan Zimmerman, **154**—Camilo Benedetti, **156**—Bob Byman, P.J. Cowan, **158**—Chris Dibble, **W**—75—Ted Purdy, Chris Zambri, 76—Ryuji Imada, 79—Steve Scott, **D**—71—Gary Rusnak.

72-Hole Record:

261, Tim Conley, 1993

Current Course 18-Hole Record:

64, Chris Smith, Don Reese, 2000; Heath Slocum, Sonny Skinner, Patrick Burke, 2001; Darron Stiles, 2002; Vaughn Taylor, 2003

Tournament 18-Hole Record

63, Frank Conner, Jeff Coston, J.M. Cook, Tommy Tolles, 1991; Brian Henninger, 1992; Tim Conley, 1993; Rafael Alarcon, 1995; Deane Pappas, 1996; Craig Kanada, Gene Sauers, 1998

36-Hole Record:

128, Tim Conley, 1993

54-Hole Record:

194, Tim Conley, 1993

TOURNAMENT HISTORY

Year	Winner	Score	Runner-up	Score	Location	Par/Yards
BEN HOGAN KNOXVILLE OPEN						
1990	Jeff Maggert#	202	Greg Ladehoff	202	Willow Creek CC, Knoxville, TN	71/6,891
1991	Frank Conner#	198	Perry Arthur Paul Goydos	199	Willow Creek CC, Knoxville, TN	71/6,869
1992	Brian Henninger#	200	Curt Byrum Tom Shaw Rick Todd	202	Willow Creek CC, Knoxville, TN	71/6,869
NIKE KNOXVILLE OPEN						
1993	Tim Conley	261	Jerry Haas Larry Silveira Tommy Tolles Greg Whisman	268	Willow Creek CC, Knoxville, TN	71/6,869
1994	Vic Wilk	275	Bill Murchison	276	Willow Creek CC, Knoxville, TN	71/7,127
1995	Tom Scherrer*	275	Mike Sposa	275	Three Ridges GC, Knoxville, TN	72/6,855
1996	Eric Johnson	272	Patrick Lee Matt Peterson	274	Three Ridges GC, Knoxville, TN	72/7,035
1997	Dave Rummells	271	Matt Gogel Terry Price	273	Three Ridges GC, Knoxville, TN	72/7,035
1998	Robin Freeman*	270	Ryan Howison	270	Three Ridges GC, Knoxville, TN	72/7,035
1999	Jeff Gove	277	Marco Dawson Carl Paulson Glen Hnatiuk	278	Fox Den CC, Knoxville, TN	72/7,142
BUY.COM KNOXVILLE OPEN						
2000	J.J. Henry	273	Tripp Isenhour Spike McRoy Gene Sauers Chris Smith Keoke Cotner Joe Daley	274	Fox Den CC, Knoxville, TN	72/7,142
2001	Heath Slocum	265	Aaron Baddeley Steve Ford Joe Ogilvie	271	Fox Den CC, Knoxville, TN	72/7,142
KNOXVILLE OPEN PRESENTED BY FOOD CITY						
2002	Darron Stiles	272	Steve Ford	273	Fox Den CC, Knoxville, TN	72/7,142
2003	Vaughn Taylor*	268	Joe Ogilvie	268	Fox Den CC, Knoxville, TN	72/7,142

Key: * = Playoff # = 54-hole tournament

2003 SAMSUNG CANADIAN PGA CHAMPIONSHIP

[13th of 30 official events]

SAMSUNG
CANADIAN PGA Championship

Presented by MasterCard

CARTER



Winner: **TOM CARTER**

70-69-66-70 275 \$81,000.00

DiamondBack Golf Club; Richmond Hill, Ontario, Canada
Par: 35-36—71 Yards: 7,067

Purse: \$450,000
July 3-6, 2003

LEADERS: First Round—Jim McGovern shot a 5-under-par 66 to lead by one shot over Eric Meeks, Roger Tambellini, Brad Fritsch and Jay Delsing. **Second Round**—Michael Allen and Jason Bohn moved to 7-under-par 135. Ron Ewing, Andy Sanders, P.J. Cowan and Kevin Muncrief were three shots back. **Third Round**—Bohn, at 10-under-par 203, led Allen by one shot.

CUT: 73 professionals and one amateur at 1-over-par 143 from a field of 154 professionals and one amateur.

PRO-AM: Team: Derek Gillespie, 48, \$500.

WEATHER: Thursday: Partly sunny and warm. Winds SW 8-15 mph. High of 86. Friday: Partly sunny, hot and breezy at times. High of 91. Winds NNW 8-14 mph. Saturday: Partly cloudy and warm. High of 86. Winds W 10-15 mph. Sunday: Sunny and less humid. High of 84. Winds NW 6-12 mph.

Won with birdie-4 on first playoff hole

Jason Bohn (S).....	2	70-65-68-72	275	\$48,600.00
Blaine McCallister.....	3	72-67-69-68	276	30,600.00
Jaxon Brigman.....	4	71-71-67-68	277	16,965.00
Scott Dunlap.....	4	71-68-66-72	277	16,965.00
Steve Ford.....	4	71-69-68-69	277	16,965.00
Kelly Gibson.....	4	69-70-66-72	277	16,965.00
Derek Gillespie (S).....	4	70-69-69-69	277	16,965.00
Michael Allen.....	9	68-67-69-74	278	12,600.00
Andy Sanders.....	9	68-70-67-73	278	12,600.00
Danny Briggs.....	11	68-71-68-72	279	9,540.00
Tripp Isenhour.....	11	70-70-70-69	279	9,540.00
Michael Long.....	11	73-68-67-71	279	9,540.00
Ryan Palmer.....	11	72-67-70-70	279	9,540.00
Roger Tambellini.....	11	67-74-69-69	279	9,540.00
Daniel Chopra.....	16	69-73-71-67	280	6,750.00
P.J. Cowan.....	16	70-68-69-73	280	6,750.00
Todd Demsey.....	16	69-73-70-68	280	6,750.00
Han Lee.....	16	75-68-70-67	280	6,750.00
Rob McMillan.....	16	70-71-68-71	280	6,750.00
John Elliott.....	21	68-75-71-67	281	4,275.00
Ron Ewing.....	21	68-70-71-72	281	4,275.00
Scott Gibson (S).....	21	69-71-72-69	281	4,275.00
Terry Hatch.....	21	68-71-69-73	281	4,275.00
Zach Johnson.....	21	73-68-66-74	281	4,275.00
Jim McGovern.....	21	66-74-69-72	281	4,275.00

David McKenzie (Q).....	T21	72-71-70-68	281	\$4,275.00
Mark Walker.....	T21	70-69-71-71	281	4,275.00
Brian Payne.....	T29	69-70-71-72	282	3,037.50
Jim Rutledge.....	T29	73-69-72-68	282	3,037.50
Brad Sutterfield (S).....	T29	69-70-71-72	282	3,037.50
Charles Warren.....	T29	69-72-69-72	282	3,037.50
Ben Ferguson (S).....	T33	73-70-71-69	283	2,655.00
Anders Hultman (S).....	T33	69-70-72-72	283	2,655.00
Rick Price.....	T33	74-68-71-70	283	2,655.00
Zoltan Veress (Q).....	T33	75-68-71-69	283	2,655.00
Kevin Muncrief.....	37	68-70-70-76	284	2,430.00
David Branshaw.....	T38	70-69-71-75	285	2,070.00
Jay Delsing.....	T38	67-72-73-73	285	2,070.00
Scott Ford (S).....	T38	71-70-71-73	285	2,070.00
Lucas Glover.....	T38	74-69-70-72	285	2,070.00
Ben Pettitt (S).....	T38	72-71-68-74	285	2,070.00
Andre Stolz.....	T38	70-73-67-75	285	2,070.00
Omar Uresti.....	T38	73-70-69-73	285	2,070.00
Shane Bertsch.....	T45	72-71-68-75	286	1,653.75
Guy Boros.....	T45	70-70-73-73	286	1,653.75
Darren Griff (S).....	T45	69-74-70-73	286	1,653.75
Josh Habig (S).....	T45	75-68-70-73	286	1,653.75
P.H. Horgan III.....	T45	73-70-71-72	286	1,653.75
Chris Wall (S).....	T45	70-73-71-72	286	1,653.75
Eduardo Argiro (S).....	T51	73-70-69-75	287	1,518.75
Brad Fritsch (Q).....	T51	67-75-72-73	287	1,518.75

Mike Standly.....	T51	70-70-73-74	287	\$1,518.75
Tommy Tolles.....	T51	76-67-70-74	287	1,518.75
D.J. Brigman.....	T55	70-73-69-76	288	1,417.50
Eric Meeks.....	T55	67-73-72-76	288	1,417.50
David Ogryn.....	T55	73-70-67-78	288	1,417.50
Ken Tanigawa.....	T55	71-72-68-77	288	1,417.50
Rocky Walcher.....	T55	68-71-73-76	288	1,417.50
Tommy Biershenk.....	T60	75-68-74-72	289	1,327.50
Bryan Decorso (Q).....	T60	75-67-75-72	289	1,327.50
Casey Martin.....	T60	71-72-72-74	289	1,327.50
Kyle Kovacs (Q).....	T63	70-71-73-76	290	1,271.25
Andrew Tschudin (Q).....	T63	73-70-73-74	290	1,271.25
Craig Bowden.....	T65	71-72-71-77	291	1,215.00
Stuart Musgrave (S).....	T65	72-70-72-77	291	1,215.00
Oscar Serna.....	T65	70-73-73-75	291	1,215.00
Ryan Hietala.....	T68	69-72-73-78	292	1,147.50
Conrad Ray (S).....	T68	73-70-74-75	292	1,147.50
Jim Salinetti (S).....	T68	70-71-72-79	292	1,147.50
Alex Rocha (S).....	T71	71-71-70-81	293	1,091.25
Jimmy Walker.....	T71	69-73-75-76	293	1,091.25
Michael Mezei (S).....	T71	72-71-75-75	293	Amateur
Matt Weibring.....	74	70-73-76-75	294	1,057.50

(Q) = Open Qualifier; (S) = Sponsor Exemption

The following players did not finish (C=cut, D=disqualified)

C—144—Rich Barcelo, Ahmad Bateman, James Driscoll, Doug Dunakey, Greg Gregory, Jon Mills, Chris Parra, Scott Petersen, Roland Thatcher, Mario Tiziani, Vic Wilk, Stephen Woodard, **145**—GW Cable, Tony Carolan, Michael Christie, Ken Duke, Jeff Gove, Robert Hamilton, David Mathis, Gary Nicklaus, Kevin Pendley, Dave Rummells, Matt Seppanen, Jesus Torres, **146**—John Paul Curley, Doug Garwood, David Hearn, Corey Jones, Craig Kanada, Reg Millage, Pete Morgan, David Morland IV, Chris Starkjohann, Tjaart van der Walt, David Wettlaufer, Tyler Williamson, Richard Zokol, **147**—Jeff Buder, Chris Greenwood, Gabriel Hjertstedt, George McNeill, Bryce Molder, John Restino, Chad Wright, Alan Zimmerman, Zoran Zorkic, **148**—Brett Bingham, Tim Conley, Michael Harris, Cameron Percy, Mayson Petty, Adam Short, Wes Short, Kenneth Staton, Lee Williamson, **149**—Dan Halldorson, Steve Marino, Alejandro Quiroz, Iain Steel, Chris Wisler, **150**—Craig Mathew, Brad Ott, Lee Porter, Billy Walsh, **151**—Edward Fryatt, Ken Fukushima, Rob Johnson, Sean Murphy, Dean Spriddle, **152**—Mike Donald, Clint Jensen, Adam Spairs, Bubba Watson, **153**—Ashley Chinner, **155**—Chris Mikkelsen, **158**—Ryan Cooney, **159**—Mac McLeod, **160**—Ryan Danberg, **164**—Joe Pacione, **167**—Derrick Centers, **168**—Brian Kontak, **D**—Chad Lydiatt.

TOURNAMENT HISTORY

Year	Winner	Score	Runner-up	Score	Location	Par/Yards
SAMSUNG CANADIAN PGA CHAMPIONSHIP						
2001	Richard Zokol	271	Gary Hallberg	274	DiamondBack GC, Richmond Hill, Ontario	72/7,079
2002	Arron Oberholser	268	Doug Barron	270	DiamondBack GC, Richmond Hill, Ontario	71/7,067
2003	Tom Carter	275*	Jason Bohn	275	DiamondBack GC, Richmond Hill, Ontario	71/7,067

Key: * = Playoff

72-Hole Record:

268, Arron Oberholser, 2002

18-Hole Record:

62, Don Reese, Arron Oberholser, 2002

36-Hole Record:

130, Don Reese, 2002

54-Hole Record:

201, Pete Morgan, 2002

2003 THE REESE'S CUP CLASSIC

[14th of 30 official events]



OGILVIE



Winner: JOE OGILVIE

71-67-66-70 274 \$81,000.00

CC of Hershey (East Course); Hershey, PA
Par: 36-35—71 Yards: 7,154

Purse: \$450,000
July 10-13, 2003

LEADERS: First Round—David Branshaw matched the course record with a 7-under 64 and led by three over Charles Warren III. Six players were tied at 3-under. **Second Round**—Anthony Rodriguez, at 7-under 135, was one stroke ahead of Branshaw, Steve Ford, Zoran Zorkic and Sean Murphy. Four others were two back. **Third Round**—Joe Ogilvie was 9-under and led Murphy by two shots. Rodriguez, David McKenzie and Zach Johnson were three off the pace.

CUT: 75 players at 1-over-par 143 from a field of 153 professionals and one amateur.

PRO-AM: Team: Rob Bradley, 45, \$500.

WEATHER: Thursday: Cloudy and cool, with early morning rain, then patchy drizzle throughout the day (0.22 inches accumulation). High of 70. Winds E 5-10 mph. Friday: Morning clouds, then mostly sunny and windy. High of 84. Winds W 10-20 mph. Saturday: Mostly sunny in the morning and partly cloudy in the afternoon. High of 82. Winds W 10-15 mph. Sunday: Sunny through the morning, with a few high clouds in the afternoon. High of 82. Winds NW 5-10 mph.

Paul Claxton	T2	71-66-71-69	277	\$29,700.00
Zach Johnson	T2	68-69-70-70	277	29,700.00
David McKenzie	T2	68-72-67-70	277	29,700.00
Wes Short	T2	72-71-65-69	277	29,700.00
Michael Christie (Q)	T6	74-66-69-69	278	15,637.50
Anthony Rodriguez	T6	70-65-72-71	278	15,637.50
Scott Gump	T8	71-67-70-71	279	13,500.00
Charles Warren	T8	67-73-69-70	279	13,500.00
Jason Bohn	T10	70-72-70-68	280	11,250.00
Steve Ford	T10	68-68-74-70	280	11,250.00
Bo Van Pelt	T10	72-67-72-69	280	11,250.00
Lucas Glover	T13	71-69-73-68	281	8,437.50
Sean Murphy	T13	71-65-70-75	281	8,437.50
Chris Tidland	T13	71-69-71-70	281	8,437.50
Boo Weekley	T13	70-70-69-72	281	8,437.50
Tom Carter	T17	72-70-69-71	282	6,090.00
Russ Cochran	T17	69-71-68-74	282	6,090.00
Franklin Langham	T17	72-70-70-70	282	6,090.00
Rob McKelvey	T17	69-74-68-71	282	6,090.00
Omar Uresti	T17	71-71-72-68	282	6,090.00
Mark Wurtz	T17	69-68-71-74	282	6,090.00
Guy Boros	T23	71-67-72-73	283	3,960.00
Mike Brisky	T23	68-71-72-72	283	3,960.00
Ryan Howison	T23	72-68-71-72	283	3,960.00
Brian Kamm	T23	70-70-73-70	283	3,960.00
Matt Peterson	T23	69-74-67-73	283	3,960.00

Roger Tambellini	T23	69-68-74-72	283	\$3,960.00
Craig Bowden	T29	70-71-74-69	284	2,846.25
David Branshaw	T29	64-72-74-74	284	2,846.25
Kevin Johnson	T29	68-71-70-75	284	2,846.25
Andy Morse	T29	72-71-66-75	284	2,846.25
Jason Schultz	T29	69-71-72-72	284	2,846.25
Kyle Thompson	T29	69-70-70-75	284	2,846.25
Chris Zambri	T29	68-72-70-74	284	2,846.25
Zoran Zorkic	T29	69-67-73-75	284	2,846.25
Todd Demsey	T37	72-71-72-70	285	2,250.00
Ryuji Imada	T37	75-67-69-74	285	2,250.00
Stiles Mitchell	T37	72-71-73-69	285	2,250.00
Rick Price	T37	70-69-72-74	285	2,250.00
Tjaart van der Walt	T37	73-67-73-72	285	2,250.00
Josh Broadway	T42	72-69-69-76	286	1,800.00
Daniel Chopra	T42	72-69-78-67	286	1,800.00
Ken Duke	T42	72-71-73-70	286	1,800.00
Jeff Gove	T42	74-68-72-72	286	1,800.00
Scott Parel	T42	70-72-75-69	286	1,800.00
Tommy Tolles	T42	73-70-73-70	286	1,800.00
Jason Dufner	T48	72-71-70-74	287	1,597.50
Jimmy Green	T48	70-71-71-75	287	1,597.50
Brian Wilson	T48	69-72-74-72	287	1,597.50
Chris Couch	T51	72-68-72-76	288	1,541.25
Bubba Dickerson (Q)	T51	70-72-74-72	288	1,541.25
Doug Garwood	T53	71-69-77-72	289	1,485.00

Steve Haskins	T53	71-68-73-77	289	\$1,485.00
Bubba Watson	T53	73-70-73-73	289	1,485.00
Jeff Freeman	T56	71-72-70-77	290	1,395.00
Andrew McLardy	T56	71-70-78-71	290	1,395.00
Garth Mulroy (Q)	T56	73-70-76-71	290	1,395.00
Scott Petersen	T56	71-70-74-75	290	1,395.00
Scott Sterling	T56	74-68-72-76	290	1,395.00
Brad Adamonis (S)	T61	71-72-68-80	291	1,293.75
Ben Bates	T61	71-71-72-77	291	1,293.75
Trevor Dodds	T61	77-66-73-75	291	1,293.75
Bobby Gage	T61	70-72-74-75	291	1,293.75
Danny Briggs	T65	71-72-72-77	292	1,215.00
Eric Frishette	T65	70-72-72-78	292	1,215.00
Ryan Palmer	T65	72-71-69-80	292	1,215.00
Tyler Williamson	T68	70-70-77-76	293	1,170.00
Ted Purdy	T69	70-72-78-74	294	1,147.50
Eric Bogar	T70	70-72-73-80	295	1,091.25
Rob Bradley	T70	72-69-78-76	295	1,091.25
Casey Martin	T70	75-67-77-76	295	1,091.25
Steve Runge	T70	73-70-73-79	295	1,091.25
Paul Dickinson	T74	72-71-76-77	296	1,023.75
Victor Schwamkrug	T74	73-70-76-77	296	1,023.75

(Q) = Open Qualifier; (S) = Sponsor Exemption

The following players did not finish (C=cut, W=withdrew, D=disqualified)

C—144—Jim Benepi, Michael Bradley, Greg Gregory, Bob Heintz, Michael Long, David Morland IV, Fran Quinn, Andy Sanders, Brett Wayment, **145**—Barry Cheesman, Mark Hensby, Doug LaBelle II, Chad Lydiatt, Blaine McCallister, Oscar Serna, Rob Shuey, Andre Stolz, **146**—Emlyn Aubrey, Jaxon Brigman, Jess Daley, Bob Friend, Edward Fryatt, Kyle Gallo, Mayson Petty, Chris Starkjohann, Vaughn Taylor, **147**—Greg Boyette, John Elliott, Derek Gillespie, Ryan Hietala, Ralph Howe III, Mike Malizia, D.A. Points, Sonny Skinner, Shane Tait, Rocky Walcher, Matt Weibing, Mark Wiebe, **148**—Michael Allen, Chris Bartolacci, Tommy Biershenk, John Paul Curley, Mark Evans, Terry Hatch, Kevin Muncieff, Lee Porter, Jim Rutledge, Johnson Wagner, Alan Zimmerman, **149**—Kevin Durkin, Stephen Gangluff, Jason Hill, Han Lee, Sung Man Lee, Eric Meeks, Keith Nolan, Dave Quinn, Jerry Smith, **150**—Scott Gibson, Richard Johnson, Pete Jordan, Gary Nicklaus, **151**—P.J. Cowan, P.H. Horgan III, George McNeill, Ken Tanigawa, **152**—Tim Conley, **153**—Ahmad Bateman, Rick Gibney, Carl Mcraes, Pete Morgan, Ron Stelten, **154**—Robert Conrad, **155**—Todd Rose, **161**—James Rettigan (A), **W—74**—Keoke Cotner, **D—70**—Rich Barcelo, **72**—Brad Ott, Blair Smith.

72-Hole Record:

273, Michael Clark, 1998; John Rollins, Rod Pamplung, 2001

18-Hole Record:

64, Bob Burns, 1998, Gary Nicklaus, 1999; Jay Hobby, Brad Klapprott, Rod Pamplung, 2001; Steve Haskins, Chris Tidland, 2002; David Branshaw, 2003

36-Hole Record:

134, Michael Clark, 1998; Rob McKelvey, 2002

54-Hole Record:

200, Michael Clark, 1998

TOURNAMENT HISTORY

Year	Winner	Score	Runner-up	Score	Location	Par/Yards
NIKE HERSHEY OPEN						
1997	Barry Cheesman	278	Billy Downes Greg Leshner	279	CC of Hershey (East), Hershey, PA	71/7,081
1998	Michael Clark	273	Bob Burns	275	CC of Hershey (East), Hershey, PA	71/7,081
1999	Edward Fryatt	275	Brett Wayment	278	CC of Hershey (East), Hershey, PA	70/7,081
BUY.COM HERSHEY OPEN						
2000	Paul Gow	281	Paul Claxton	282	CC of Hershey (East), Hershey, PA	71/7,154
2001	John Rollins*	273	Rod Pamplung	273	CC of Hershey (East), Hershey, PA	71/7,154
HERSHEY OPEN						
2002	Cliff Kresge*	276	Joel Kribel Brian Claar Steve Ford	276	CC of Hershey (East), Hershey, PA	71/7,154
THE REESE'S CUP CLASSIC						
2003	Joe Ogilvie	274	Paul Claxton	277	CC of Hershey (East), Hershey, PA	71/7,154

Key: * = Playoff

2003 HENRICO COUNTY OPEN

[15th of 30 official events]

HENSBY



Winner: MARK HENSBY

71-67-67-63 268 \$81,000.00

The Dominion Club; Glen Allen, VA
Par: 36-36—72 Yards: 7,089

Purse: \$450,000
July 17-20, 2003

LEADERS: First Round—Tom Carter posted an 8-under 64 and led by two over Lucas Glover, Sonny Skinner, Bo Van Pelt, Sung Man Lee, Hunter Haas, D.J. Brigman and Daniel Chopra. Nine others were three back. **Second Round**—Skinner and Van Pelt shared the lead at 12-under 132. Craig Bowden was one stroke behind, and Charles Warren was two off the pace. **Third Round**—Bobby Gage, Skinner and Van Pelt were tied at 16-under 200. Bowden was one back.

CUT: 63 players at 4-under-par 140 from a field of 142 professionals.

PRO-AM: Team: Shane Tait, 46, \$500.

WEATHER: Thursday: Mostly sunny, with a high of 88. Winds N 5-10 mph. Friday: Sunny early, then cloudy with nearby thunderstorms. High temperature of 91. Winds SW 5-10 mph. Saturday: Cloudy early, mostly sunny by afternoon. High of 85, winds N 5-10 mph. Sunday: Mostly sunny, with a high of 88. Winds S-SE 5-10 mph.

Won with birdie-4 on first playoff hole

Zach Johnson	2	67-68-68-65	268	\$48,600.00
Tom Carter	3	64-71-67-67	269	30,600.00
Daniel Chopra	T4	66-69-69-66	270	18,600.00
Sonny Skinner	T4	66-66-68-70	270	18,600.00
Bo Van Pelt	T4	66-66-68-70	270	18,600.00
Tripp Isenhour	7	69-70-69-63	271	15,075.00
Mike Brisky	T8	68-70-66-68	272	11,700.00
Bubba Dickerson (Q)	T8	68-67-67-70	272	11,700.00
Bobby Gage	T8	67-69-64-72	272	11,700.00
Fran Quinn	T8	69-70-66-67	272	11,700.00
Charles Warren	T8	68-66-71-67	272	11,700.00
Chris Zambri	T8	67-68-71-66	272	11,700.00
Craig Bowden	T14	67-66-68-72	273	7,425.00
David Branshaw	T14	67-69-68-69	273	7,425.00
Keoke Cotner	T14	70-68-69-66	273	7,425.00
Stephen Gangluff	T14	69-70-69-65	273	7,425.00
Wes Short	T14	68-67-68-70	273	7,425.00
Jimmy Walker (Q)	T14	68-69-70-66	273	7,425.00
Hunter Haas	T20	66-70-69-69	274	5,242.50
Sean Murphy	T20	73-67-67-67	274	5,242.50
Matt Peterson	T20	71-67-70-66	274	5,242.50

Chris Tidland	T20	68-69-68-69	274	\$5,242.50
Brad Adamonis (Q)	T24	71-68-73-63	275	3,720.00
D.J. Brigman	T24	66-71-71-67	275	3,720.00
Josh Broadaway	T24	69-71-67-68	275	3,720.00
David Morland IV	T24	68-71-69-67	275	3,720.00
D.A. Points	T24	67-70-69-69	275	3,720.00
Brian Wilson	T24	70-69-66-70	275	3,720.00
Ben Bates	T30	70-69-68-69	276	2,925.00
Erik Compton (Q)	T30	71-67-66-72	276	2,925.00
Ken Duke	T30	70-69-65-72	276	2,925.00
Scott Gump	T30	71-69-67-69	276	2,925.00
Jeff Freeman	T34	69-69-69-70	277	2,610.00
Lucas Glover	T34	66-70-68-73	277	2,610.00
Roger Tambellini	T34	68-67-68-74	277	2,610.00
Sung Man Lee	T37	66-71-70-71	278	2,205.00
Eric Meeks	T37	69-69-70-70	278	2,205.00
Kevin Pendley	T37	70-69-68-71	278	2,205.00
Scott Sterling	T37	68-72-70-68	278	2,205.00
Kyle Thompson	T37	70-67-70-71	278	2,205.00
Omar Uresti	T37	70-70-69-69	278	2,205.00
Jason Dufner	T43	71-69-71-68	279	1,815.00
Steve Ford	T43	72-67-70-70	279	1,815.00

Brad Ott	T43	68-71-66-74	279	\$1,815.00
Johnson Wagner	46	67-71-70-72	280	1,710.00
Emlyn Aubrey	T47	67-71-72-71	281	1,590.00
Eric Bogar	T47	68-68-73-72	281	1,590.00
Jaxon Brigman	T47	72-67-70-72	281	1,590.00
John Restino (Q)	T47	73-67-72-69	281	1,590.00
Tommy Tolles	T47	69-68-70-74	281	1,590.00
Boo Weekley	T47	73-66-73-69	281	1,590.00
Michael Allen	T53	70-69-70-73	282	1,485.00
Bob Heintz	T53	75-65-71-71	282	1,485.00
Jin Park (Q)	T53	69-71-72-70	282	1,485.00
Ken Tanigawa	T56	69-71-70-73	283	1,428.75
Zoran Zorkic	T56	67-71-69-76	283	1,428.75
Jason Hill	T58	72-68-73-71	284	1,372.50
Steve Runge	T58	71-69-70-74	284	1,372.50
Vic Wilk	T58	73-67-73-71	284	1,372.50
Jimmy Green	61	69-71-75-71	286	1,327.50
Chad Lydiatt	62	72-66-80-70	288	1,305.00
Anthony Rodriguez	63	69-71-72-77	289	1,282.50

(Q) = Open Qualifier; (S) = Sponsor Exemption

The following players did not finish (C=cut, W=withdrew)

C—141-Rob Bradley, Todd Demsey, Paul Dickinson, Han Lee, Keith Nolan, Andy Sanders, **142**-Iy Armstrong, Shane Bertsch, Chris Couch, Jess Daley, James Driscoll, Terry Hatch, Eduardo Herrera, Ryujii Imada, Brian Kamm, Jeff Klauk, Doug LaBelle II, George McNeill, Scott Parel, Victor Schwamkrug, Vaughn Taylor, Tjaart van der Walt, Mark Walker, Bubba Watson, **143**-Jason Bohn, Paul Claxton, John Paul Curley, Bob Friend, Steve Haskins, Vance Heafner, David Hearn, David McKenzie, Andy Morse, Lee Porter, Jason Schultz, **144**-Ted Brown, Robert Conrad, John Elliott, Ron Ewing, Casey Martin, Ron Stelten, Ricky Touma, Tyler Williamson, Mark Wurtz, **145**-Ahmad Bateman, Matt Cannon, P.J. Cowan, Kevin Durkin, Eric Johnson, Andrew McLardy, Bryce Molder, Pete Morgan, Alex Rocha, Todd Rose, Jerry Smith, Rocky Walcher, **146**-Camilo Benedetti, Michael Christie, Ryan Hietala, Stiles Mitchell, Kevin Muncieff, Mayson Petty, Ted Purdy, Matt Weibring, **147**-Scott Petersen, Roland Thatcher, **148**-Rodney Butcher, Shane Tait, Brett Wetterich, **149**-Mark Evenson, P.H. Horgan III, **150**-Doug Dunakey, **152**-Joe Acosta, Jr., **153**-Joe Ogilvie, **155**-Alan Zimmerman, **156**-Justin Hoagland, **170**-Jim Schouller, **W—75**-Jeff Gove, Billy Judah.

72-Hole Record:

263, Chad Campbell, 2001

Tournament and Current Course 18-Hole Record:

59, Notah Begay III, 1998

36-Hole Record:

129, Notah Begay III, 1998

54-Hole Record:

198, Chad Campbell, J.J. Henry, 2001

TOURNAMENT HISTORY

Year	Winner	Score	Runner-up	Score	Location	Par/Yards
NIKE DOMINION OPEN						
1993	Angel Franco	272	Rocky Walcher	274	The Dominion Club, Glen Allen, VA	72/7,040
1994	Sonny Skinner*	271	Jim Carter	271	The Dominion Club, Glen Allen, VA	72/7,089
1995	Hugh Royer III*	270	Tom Scherrer	270	The Dominion Club, Glen Allen, VA	72/7,089
1996	Olin Browne	276	Carl Paulson	277	The Dominion Club, Glen Allen, VA	72/7,020
			Rob McKelvey			
			Michael Christie			
			Tray Tynner			
1997	Jeff Julian	277	Bobby Wadkins	278	The Dominion Club, Glen Allen, VA	72/7,020
1998	Bob Burns	274	Pat Bates	276	The Dominion Club, Glen Allen, VA	72/7,020
			Eric Johnson			
			Perry Moss			
			Mike Sullivan			
1999	Darron Stiles	279	Mathew Goggins	280	The Dominion Club, Glen Allen, VA	72/7,020
			Dick Mast			
BUY.COM RICHMOND OPEN						
2000	Steve Runge*	272	Chris Smith	272	Stonehenge G&CC, Richmond, VA	70/6,987
2001	Chad Campbell	263	Kelly Gibson	266	Stonehenge G&CC, Richmond, VA	71/7,043
RICHMOND OPEN						
2002	Patrick Moore	268	John Maginnes	269	The Dominion Club, Glen Allen, VA	72/7,089
HENRICO COUNTY OPEN						
2003	Mark Hensby*	268	Zach Johnson	268	The Dominion Club Glen Allen, VA	72/7,089

Key: * = Playoff

2003 DAYTON OPEN PRESENTED BY DAYTON AREA TOYOTA DEALERS

[16th of 30 official events]



BOROS



Winner: GUY BOROS

64-64-70-67 265 \$81,000

The Golf Club at Yankee Trace; Centerville, OH
Par: 36-36—72 Yards: 7,139

Purse: \$450,000
July 24-27, 2003

LEADERS: First Round—Guy Boros posted an 8-under 64 and led by one shot over Iain Steel, Ryuji Imada, Sonny Skinner and Zoran Zorkic. Seven others were two back. **Second Round**—Boros was at 16-under 128 and led Joe Ogilvie and Rick Price by four. Zorkic, D.A. Points and Bobby Gage were five back. **Third Round**—Ogilvie, at 19-under, led Boros by one. Ryan Palmer was two back. Zach Johnson and Points were four off the pace.

CUT: 62 players at 5-under 139 from a field of 146 professionals and two amateurs.

PRO-AM: Canceled due to overnight rain (1.75 inches).

WEATHER: Thursday: Partly cloudy and warm, with a high of 79. Winds NW 5-10 mph. Friday: Partly cloudy and warmer, with a high of 82. Winds S 7-12 mph. Saturday: Partly cloudy and humid. Temperatures reached a high of 85, with winds SW at 10-20 mph. Sunday: Partly cloudy and windy, with a high of 85. Winds SW 15-25 mph.

Zach Johnson2	66-68-67-67	268	\$48,600.00
Ryan Palmer3	66-68-65-71	270	30,600.00
Daniel ChopraT4	72-67-70-63	272	19,800.00
Andy MorseT4	68-69-67-68	272	19,800.00
Bart BryantT6	70-69-65-69	273	14,085.00
Bobby GageT6	67-66-70-70	273	14,085.00
Andrew McLardyT6	67-69-68-69	273	14,085.00
Kevin PendleyT6	68-70-68-67	273	14,085.00
Rick PriceT6	66-66-70-71	273	14,085.00
Craig BowdenT11	68-70-66-70	274	10,350.00
Greg Boyette (Q)T11	72-66-70-66	274	10,350.00
Joe OgilvieT11	67-65-65-77	274	10,350.00
Ty ArmstrongT14	67-70-70-68	275	7,200.00
Paul ClaxtonT14	69-69-70-67	275	7,200.00
Chris CouchT14	66-72-68-69	275	7,200.00
David Morland IVT14	69-65-68-73	275	7,200.00
D.A. PointsT14	71-62-68-74	275	7,200.00
Boo WeekleyT14	69-67-67-72	275	7,200.00
Zoran ZorkicT14	65-68-73-69	275	7,200.00
Josh BroadawayT21	70-67-71-68	276	4,680.00
Russ CochranT21	67-70-68-71	276	4,680.00
Bob HeintzT21	67-67-74-68	276	4,680.00

Lee PorterT21	69-69-69-69	276	\$4,680.00
Bo Van PeltT21	68-69-71-68	276	4,680.00
Tom CarterT26	68-70-70-69	277	3,600.00
Stephen GangluffT26	68-66-69-74	277	3,600.00
Wes ShortT26	69-67-72-69	277	3,600.00
Danny BriggsT29	71-66-69-72	278	3,090.00
John ElliottT29	72-65-71-70	278	3,090.00
Jin Park (Q)T29	67-68-71-72	278	3,090.00
Todd DemseyT32	67-71-69-72	279	2,745.00
Doug DunakeyT32	69-68-70-72	279	2,745.00
Michael LongT32	70-66-74-69	279	2,745.00
Sonny SkinnerT32	65-71-74-69	279	2,745.00
Rich BarceloT36	69-68-73-70	280	2,250.00
Paul DickinsonT36	68-68-70-74	280	2,250.00
Ryuji ImadaT36	65-72-71-72	280	2,250.00
Tripp IsenhourT36	68-68-69-75	280	2,250.00
Ted PurdyT36	67-69-73-71	280	2,250.00
Bob SowardsT36	72-66-71-71	280	2,250.00
Roger TambelliniT36	70-67-71-72	280	2,250.00
Barry CheesmanT43	68-67-75-71	281	1,815.00
Bubba DickersonT43	66-71-73-71	281	1,815.00
Brett WetterichT43	67-72-68-74	281	1,815.00

Brad AdamonisT46	71-65-72-74	282	\$1,633.50
Jason HillT46	66-73-73-70	282	1,633.50
Jeff KlaukT46	70-66-74-72	282	1,633.50
Brad OttT46	72-67-72-71	282	1,633.50
Mark WurtzT46	69-70-73-70	282	1,633.50
Emlyn AubreyT51	68-69-75-71	283	1,530.00
Anthony RodriguezT51	67-71-73-72	283	1,530.00
Scott SterlingT51	72-67-72-72	283	1,530.00
Scott GumpT54	70-69-73-72	284	1,451.25
Steve HaskinsT54	70-69-75-70	284	1,451.25
Bryce MolderT54	69-70-72-73	284	1,451.25
Josh Teater (Q)T54	71-68-71-74	284	1,451.25
Eric Frishette58	69-69-72-75	285	1,395.00
Shane Tait59	70-69-72-75	286	1,372.50
George McNeill60	70-69-75-74	288	1,350.00
Doug Garwood61	70-69-74-76	289	1,327.50
Larry Rinker62	68-70-77-76	291	1,305.00

(Q) = Open Qualifier; (S) = Sponsor Exemption

The following players did not finish (C=cut, W=withdrew, D=disqualified)

C—140—Ben Bates, Shane Bertsch, Tommy Biershenk, Rob Bradley, D.J. Brigman, Michael Castleforte (A), Ken Duke, Kevin Durkin, Eduardo Herrera, Paul Hobart, P.H. Horgan III, Doug LaBelle II, Sean Murphy, Steve Runge, Iain Steel, Rocky Walcher, Bubba Watson, Brian Wilson, **141**—Jaxon Brigman, John Connelly, Jess Daley, Kevin B. Jones, Jeremy Langley, Han Lee, Sung Man Lee, Andy Sanders, Jason Schultz, Roland Thatcher, Johnson Wagner, Jimmy Walker, Mark Walker, Matt Weibring, Alan Zimmerman, **142**—Mike Austin, Scott Dunlap, Jeff Hart, Franklin Langham, Matt Peterson, Fran Quinn, Sam Randolph, John Speight, Ken Tanigawa, Omar Uresti, **143**—Camilo Benedetti, Michael Christie, Lance Combrink, Chris Eckerle, Eric Meeks, Stiles Mitchell, Pete Morgan, Mayson Petty, Chris Zambri, **144**—Mike Brisky, Jeff Freeman, Kevin Hall (A), Ryan Howison, Kevin Johnson, Rob McMillan, **145**—Eric Bogar, Keoke Cotner, Ron Ewing, Steve Ford, Hunter Haas, Michael Muehr, Kevin Muncrief, Oscar Serna, Mike Sullivan, **146**—Gary Nicklaus, Scott Parel, **147**—Ryan Hietala, Richard Johnson, Bryan Novoa, Matt Sharkey, Ron Stelten, **148**—John Adams, Bob Friend, Chad Lydiatt, Todd Rose, Victor Schwamkrug, **149**—Harold Wallace, **152**—Scott Burnett, Keith Clearwater, **154**—Mark Wiebe, **156**—Joe Acosta, Jr., **W—71**—Brian Kamm, Rob McKelvey, **D**—Ahmad Bateman, Bradley Hughes

72-Hole Record:

262, Todd Barranger, 2001

18-Hole Record:

62, Michael Clark, 1999; D.A. Points, 2003

36-Hole Record:

128, Guy Boros, 2003

54-Hole Record:

197, Todd Barranger, Bo Van Pelt, 2001; Joe Ogilvie, 2003

TOURNAMENT HISTORY

Year	Winner	Score	Runner-up	Score	Location	Par/Yards
NIKE DAYTON OPEN						
1999	John Wilson	268	Brian Tennyson	269	The GC at Yankee Trace, Centerville, OH	72/7,139
BUY.COM DAYTON OPEN						
2000	Ian Leggatt*	276	Chris Smith	276	The GC at Yankee Trace, Centerville, OH	72/7,139
2001	Todd Barranger	262	Bo Van Pelt	263	The GC at Yankee Trace, Centerville, OH	72/7,139
DAYTON OPEN PRESENTED BY DAYTON AREA TOYOTA DEALERS						
2002	Jason Buha	265	Todd Barranger Marco Dawson	268	The GC at Yankee Trace, Centerville, OH	72/7,139
2003	Guy Boros	265	Zach Johnson	268	The GC at Yankee Trace, Centerville, OH	72/7,139

Key: * = Playoff

2003 CHATTANOOGA CLASSIC

[17th of 30 official events]



CHATTANOOGA CLASSIC

BOHN



Winner: JASON BOHN

65-67-69-64 265 \$81,000

Black Creek Club; Chattanooga, TN
Par: 36-36—72 Yards: 7,044

Purse: \$450,000
July 31-August 3, 2003

LEADERS: First Round—Jimmy Green, Ted Purdy and Chad Wilfong were at 8-under 64. Five more players were one shot back. **Second Round**—Tommy Biershenk, at 13-under 131, led by one over Rob Bradley and Jason Bohn. Ryan Palmer, Tom Carter and Kyle Thompson were two behind. **Third Round**—Palmer and Thompson shared the lead at 18-under 198. Carter was two off the pace. Four players were three back.

CUT: 68 players at 4-under 140 from a field of 144 professionals.

PRO-AM: Kyle Thompson, Mike Brisky, 51, \$450 each.

WEATHER: Thursday: Several thunderstorms through the day. Play delayed 90 minutes prior to the start of the day and suspended again from 1:30-3 p.m. Otherwise, partly to mostly cloudy. High of 85. Winds W 5-10 mph. Friday: Partly sunny, with an afternoon thunderstorm that suspended play from 1:27-3:15 p.m. High of 87. Winds W-NW 5-10 mph. Saturday: Play delayed 65 minutes prior to the start of play because of fog. Mostly sunny with an afternoon storm that halted play from 1:10-2:10 p.m. High of 88. Winds S-SW 5-10 mph. Sunday: Play delayed 2:30 prior to the start of play because of heavy rains. Mostly sunny skies. High of 84. Winds SW 5-10 mph.

Kyle Thompson.....2	67-66-65-68	266	\$48,600.00	Sung Man Lee25	69-71-67-67	274	\$3,960.00	Jim McGovernT46	72-67-71-69	279	\$1,665.00
Ryan PalmerT4	65-68-65-69	267	30,600.00	Scott DunlapT26	70-66-70-69	275	3,278.58	John AdamsT49	68-69-72-71	280	1,518.75
Tom CarterT4	66-67-67-68	268	19,800.00	Jim BenepeT26	67-67-71-70	275	3,278.57	Daniel ChopraT49	70-70-74-66	280	1,518.75
Jimmy WalkerT4	71-67-64-66	268	19,800.00	Tommy Biershenk.....T26	65-66-74-70	275	3,278.57	Bubba Dickerson (Q).....T49	67-71-70-72	280	1,518.75
Rob BradleyT6	66-66-69-68	269	14,085.00	Paul ClaxtonT26	69-68-70-68	275	3,278.57	Doug DunakeyT49	67-70-73-70	280	1,518.75
Bart BryantT6	69-68-69-63	269	14,085.00	Steve HaskinsT26	69-69-64-73	275	3,278.57	Ron EwingT49	68-71-69-72	280	1,518.75
Lucas GloverT6	70-69-66-64	269	14,085.00	Bradley HughesT26	66-71-68-70	275	3,278.57	Andrew McLardyT49	70-69-72-69	280	1,518.75
Ted PurdyT6	64-70-70-65	269	14,085.00	Fran QuinnT26	69-70-68-68	275	3,278.57	Jay Morgan (Q)T49	69-71-67-73	280	1,518.75
Vaughn TaylorT6	67-69-65-68	269	14,085.00	Emlyn AubreyT33	68-70-69-69	276	2,565.00	John RestinoT49	70-70-72-68	280	1,518.75
Johnson Wagner11	70-69-66-65	270	11,250.00	Chris Downes (Q).....T33	68-69-69-70	276	2,565.00	P.H. Horgan IIIT57	72-67-68-74	281	1,395.00
Jason DufnerT12	68-69-67-67	271	8,550.00	Jimmy GreenT33	64-73-68-71	276	2,565.00	Mike SpringerT57	69-66-76-70	281	1,395.00
Kevin DurkinT12	67-71-68-65	271	8,550.00	Bryce MolderT33	66-69-69-72	276	2,565.00	Charles WarrenT57	69-69-72-71	281	1,395.00
Jeff FreemanT12	68-67-69-67	271	8,550.00	Todd RoseT33	67-68-70-71	276	2,565.00	Ahmad BatemanT60	68-72-73-70	283	1,327.50
Kevin JohnsonT12	66-69-68-68	271	8,550.00	Rocky WalcherT33	66-70-69-71	276	2,565.00	John Paul CurleyT60	72-66-74-71	283	1,327.50
Tjaart van der WaltT12	69-69-67-66	271	8,550.00	David BranshawT39	66-73-71-67	277	2,115.00	Troy Matteson (Q)T60	70-70-69-74	283	1,327.50
Matt WeibringT12	69-70-68-64	271	8,550.00	Jeff KlaukT39	71-69-68-69	277	2,115.00	Ryan HowisonT63	71-69-74-70	284	1,282.50
James Driscoll (Q)T18	65-72-68-67	272	5,868.00	Dave RummellsT39	70-69-71-67	277	2,115.00	Ty ArmstrongT64	69-68-76-74	287	1,248.75
Ken DukeT18	69-65-68-70	272	5,868.00	Boo WeekleyT39	68-69-68-72	277	2,115.00	Guy BorosT64	69-70-77-71	287	1,248.75
Mark HensbyT18	70-70-66-66	272	5,868.00	Craig BowdenT43	70-69-70-69	278	1,815.00	Mark WalkerT66	68-70-73-78	289	1,215.00
Tommy TollesT18	67-67-67-71	272	5,868.00	Matt PetersonT43	69-67-66-76	278	1,815.00	Marvin King (Q)T67	66-72-77-75	290	1,192.50
Omar UrestiT18	68-71-65-68	272	5,868.00	Jake Reeves (Q)T43	65-71-69-73	278	1,815.00	Victor SchwamkrugT68	70-67-83-77	297	1,170.00
Franklin LanghamT23	69-69-64-71	273	4,500.00	Bob HeintzT46	68-70-74-67	279	1,665.00				
Chad Wilfong (Q)T23	64-71-70-68	273	4,500.00	Doug LaBelle IIT46	69-70-68-72	279	1,665.00				

(Q) = Open Qualifier; (S) = Sponsor Exemption

The following players did not finish (C=cut, W=withdrew, D=disqualified)

C—141-Rich Barcelo, Ben Bates, Greg Boyette, Hunter Haas, Jeff Hart, Jedd McLuen, Eric Meeks, Kevin Pendley, Scott Petersen, Mayson Petty, Ken Tanigawa, Roland Thatcher, Vic Wilk, **142**-Ryuji Imada, Eric Johnson, Rob McMillan, Lee Porter, Oscar Serna, Brett Wetterich, Chris Zambri, **143**-Camilo Benedetti, Mike Brisky, Michael Christie, P.J. Cowan, John Elliott, Doug Garwood, Jason Hill, Billy Judah, Casey Martin, Scott Parel, Rick Price, Mike Sullivan, **144**-Rob McKelvey, Shane Tait, Bubba Watson, **145**-Mike Bennett, Rodney Butcher, David Canipe, Robert Conrad, David Griffiths, George McNeill, **146**-Craig Kanada, Brian Kontak, Jeremy Langley, Stiles Mitchell, Jerry Smith, **147**-Eric Frishette, Michael Long, Chris Tidland, **148**-Bob Friend, Edward Fryatt, Steve Scott, Scott Sterling, Tyler Williamson, **149**-Eric Bogar, Pat McGowan, Zeb Patten, Alan Zimmerman, **150**-Andy Morse, **152**-Ryan Hietala, Kevin Snell, **153**-Mike Donald, **154**-Bill Hickey, **157**-Charlie Rymer, **158**-Josh Broadaway, **W**—Han Lee, Iain Steel, **72**-Zoran Zorkic, **73**-Joe Acosta, Jr., **75**-Keoke Cotner, **76**-Larry Rinker, **79**-Richard Johnson, **80**-Bob Wolcott, Pete Morgan, **D—71**-Russ Cochran, **74**-Brad Fabel

72-Hole Record:

265, Jason Bohn, 2003

18-Hole Record:

63, Bart Bryant, 2003

36-Hole Record:

131, Tommy Biershenk, 2003

54-Hole Record:

198, Ryan Palmer, Kyle Thompson, 2003

TOURNAMENT HISTORY

Year	Winner	Score	Runner-up	Score	Location	Par/Yards
2003	Jason Bohn	265	Kyle Thompson	266	Black Creek Club, Chattanooga, TN	72/7,044

2003 OMAHA CLASSIC PRESENTED BY COX COMMUNICATIONS

[18th of 30 official events]



PRESENTED BY



Purse \$550,000
August 7-10, 2003

VAN PELT



Winner: BO VAN PELT

64-67-69-62 262 \$99,000.00

The Champions Club; Omaha, NE
Par: 36-36—72 Yards: 7,097

LEADERS: First Round—Bo Van Pelt fired an 8-under-par 64 to take a one-stroke lead over Ryan Palmer, Vaughn Taylor, Victor Schwamkrug, Todd Demsey, Scott Gutschewski, Omar Uresti, Jimmy Walker and Bob Heintz. **Second Round**—Craig Lile shot a course-record 12-under-par 60 and Todd Rose recorded an 8-under-par 64 to move to 14-under-par 130, one shot clear of Uresti, Van Pelt, Guy Boros, Steve Runge and Demsey. **Third Round**—Fran Quinn and Tjaart van der Walt, at 18-under-par 198, held a one-shot advantage over Ted Purdy, Boros, Lile and Paul Claxton.

CUT: 73 players at 5-under-par 139 from a field of 156 professionals.

PRO-AM: Team: D.A. Points, 48, \$500.

WEATHER: Mostly sunny and warm all four days. High temperatures in the 80s, with winds light and variable throughout the week.

Craig Lile (Q).....2	70-60-69-65	264	\$59,400.00	Jimmy WalkerT22	65-70-68-69	272	\$5,170.00	Wes ShortT49	71-68-69-69	277	\$1,883.75
Tjaart van der Walt3	70-64-64-67	265	37,400.00	Jason BohnT28	67-70-65-71	273	3,740.00	Roger TambelliniT49	72-67-68-70	277	1,883.75
Todd DemseyT4	65-66-70-65	266	24,200.00	Michael BradleyT28	72-65-70-66	273	3,740.00	Matt WeibringT49	72-65-68-72	277	1,883.75
Steve FordT4	66-67-68-65	266	24,200.00	Daniel ChopraT28	70-65-66-72	273	3,740.00	Greg Boyette (Q).....T55	71-66-68-73	278	1,718.75
Blaine McCallisterT6	69-69-65-64	267	18,425.00	Scott DunlapT28	68-67-67-71	273	3,740.00	Jaxon BrigmanT55	67-67-71-73	278	1,718.75
Ted PurdyT6	68-65-66-68	267	18,425.00	Kelly GibsonT28	70-67-71-65	273	3,740.00	Trevor DoddsT55	70-69-68-71	278	1,718.75
Roland ThatcherT6	67-69-64-67	267	18,425.00	Bob HeintzT28	65-68-72-68	273	3,740.00	Mark HensbyT55	67-68-70-73	278	1,718.75
Victor Schwamkrug9	65-73-65-65	268	15,950.00	John ElliottT34	69-65-69-71	274	3,025.00	Han LeeT55	70-69-70-69	278	1,718.75
Guy BorosT10	68-63-68-70	269	14,300.00	Eduardo HerreraT34	70-65-65-74	274	3,025.00	Casey MartinT55	67-70-67-74	278	1,718.75
Todd RoseT10	66-64-70-69	269	14,300.00	Jeff KlaukT34	71-66-68-69	274	3,025.00	Hunter HaasT61	67-69-74-69	279	1,608.75
Paul ClaxtonT12	67-67-65-71	270	11,137.50	Sung Man LeeT34	70-65-65-74	274	3,025.00	Kyle Thompson.....T61	70-69-69-71	279	1,608.75
Sean MurphyT12	66-68-67-69	270	11,137.50	Stiles MitchellT34	67-68-67-72	274	3,025.00	Jay Delsing.....T63	68-70-69-73	280	1,553.75
Scott PetersenT12	67-65-71-67	270	11,137.50	Vaughn Taylor.....T34	65-71-69-69	274	3,025.00	Ryan HowisonT63	66-72-71-71	280	1,553.75
Steve RungeT12	68-63-72-67	270	11,137.50	P.J. CowanT40	68-71-67-69	275	2,475.00	Brad OttT65	71-68-73-69	281	1,512.50
Michael Allen.....T16	70-68-67-66	271	7,975.00	Zach JohnsonT40	69-69-71-66	275	2,475.00	Russ CochranT66	70-67-74-71	282	1,485.00
Craig Bowden.....T16	67-67-69-68	271	7,975.00	Ryan PalmerT40	65-72-70-68	275	2,475.00	Michael Christie.....T67	69-70-74-70	283	1,443.75
David Branshaw.....T16	70-65-69-67	271	7,975.00	D.A. PointsT40	67-67-74-67	275	2,475.00	Johnson WagnerT67	71-68-69-75	283	1,443.75
John Paul CurleyT16	67-69-68-67	271	7,975.00	Rich BarceloT44	67-72-68-69	276	2,090.00	Kelly SellersT69	68-70-70-76	284	1,402.50
Scott Gutschewski (S).....T16	65-67-70-69	271	7,975.00	Ken DukeT44	69-67-70-70	276	2,090.00	Barry CheesmanT70	69-70-71-76	286	1,375.00
Grant WaiteT16	68-69-67-67	271	7,975.00	Stephen Gangluff.....T44	70-67-66-73	276	2,090.00	Chip BeckT71	68-71-77-71	287	1,320.00
Danny BriggsT22	68-70-67-67	272	5,170.00	Joe OgilvieT44	70-69-71-66	276	2,090.00	Tripp Isenhour.....T71	72-67-73-75	287	1,320.00
Eric MeeksT22	67-70-68-67	272	5,170.00	Lee PorterT44	67-69-73-67	276	2,090.00	Rob McKelveyT71	70-67-77-73	287	1,320.00
Fran QuinnT22	66-70-62-74	272	5,170.00	Lucas GloverT49	69-69-66-73	277	1,883.75				
Sonny SkinnerT22	67-69-68-68	272	5,170.00	Steve HaskinsT49	70-66-70-71	277	1,883.75				
Omar UrestiT22	65-66-72-69	272	5,170.00	Jim RutledgeT49	71-68-72-66	277	1,883.75				

(Q) = Open Qualifier; (S) = Sponsor Exemption

The following players did not finish (C=cut, W=withdrew)

C—140—John Adams, Mike Brisky, Doug Dunakey, Jeff Freeman, Jeff Gove, Bradley Hughes, Chad Lydiatt, Jim McGovern, Jason Schultz, Boyd Summerhays, Mark Walker, Bubba Watson, Zoran Zorkic, **141**—Ty Armstrong, Shane Bertsch, D.J. Brigman, Michael Connell, Chris Couch, Mike Donald, Jason Dufner, Ryuji Imada, Kevin Johnson, Pete Jordan, Brett Wetterich, Brian Wilson, **142**—Tommy Biershenk, Josh Broadaway, Doug Garwood, Craig Kanada, Franklin Langham, Michael Letzig, Andrew McLardy, Anthony Rodriguez, Matt Seppanen, Tommy Tolles, **143**—Keoke Cotner, Jess Daley, Paul Dickinson, Bob Friend, Doug LaBelle II, David Morland IV, Andy Morse, Ken Tanigawa, Mark Wurtz, **144**—Jim Benez, John Carlson, Tom Carter, Brian Kontak, Michael Long, David Ogrin, Rick Price, Mike Schuchart, Oscar Serna, Charles Warren, Tyler Williamson, **145**—Jeff Burns, Bobby Gage, Kevin Muncief, Mike Sullivan, Chris Tidland, Rocky Walcher, **146**—Rob McMillan, Scott Sterling, Shane Tait, Chris Zambri, **147**—Ben Bost, Stephen Collins, Bill Glasson, Scott Gump, Edward Loar, George McNeill, Chad Wilfong, **148**—Jeff Hart, Terry Hatch, Boo Weekley, **149**—James Driscoll, Ron Ewing, Jason Hill, **150**—Richard Johnson, **152**—Nick Hartzler, **154**—Larry Rinker, Brian Steventon, **W—70**—Ben Bates.

72-Hole Record:
258, Chris Smith, 1997

18-Hole Record:
60, Craig Lile, 2003

36-Hole Record:
128, Chris Smith, 1997

54-Hole Record:
192, Chris Smith, 1997

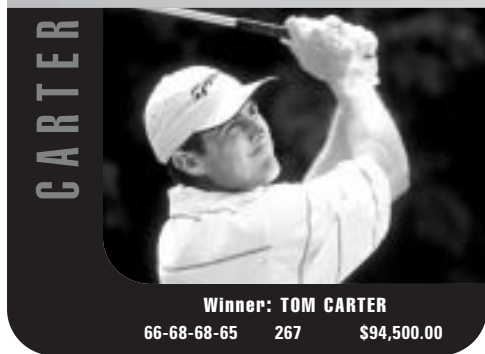
TOURNAMENT HISTORY

Year	Winner	Score	Runner-up	Score	Location	Par/Yards
NIKE OMAHA CLASSIC						
1996	Rocky Walcher	267	Michael Christie Steve Larick	268	The Champions Club, Omaha, NE	72/7,034
1997	Chris Smith	258	Barry Cheesman	269	The Champions Club, Omaha, NE	71/6,948
1998	Matt Gogel*	271	Jay Williamson	271	The Champions Club, Omaha, NE	71/6,948
1999	Mathew Goggin	264	Casey Martin	268	The Champions Club, Omaha, NE	71/6,948
BUY.COM OMAHA CLASSIC						
2000	David Berganio, Jr.*	268	Ahmad Bateman	268	The Champions Club, Omaha, NE	72/7,059
2001	Heath Slocum	266	Rod Pampling	267	The Champions Club, Omaha, NE	72/7,099
OMAHA CLASSIC PRESENTED BY COX COMMUNICATIONS						
2002	Jay Delsing	267	Anthony Painter	268	The Champions Club, Omaha, NE	72/7,089
2003	Bo Van Pelt	262	Craig Lile	264	The Champions Club, Omaha, NE	72/7,097

Key: * = Playoff

2003 PRICE CUTTER CHARITY CHAMPIONSHIP

[19th of 30 official events]



Winner: TOM CARTER

66-68-68-65 267 \$94,500.00

Highland Springs Country Club; Springfield, MO
Par: 36-36-72 Yards: 7,057

Purse \$525,000
August 14-17, 2003

LEADERS: First Round—Scott Gutschewski fired a 9-under-par 63 to take a one-stroke lead over Sean Murphy and Stephen Gangluff. **Second Round**—Joe Ogilvie moved to a 36-hole tournament record 16-under-par 128, two shots in front of Richard Barcelo. **Third Round**—Gangluff and Doug LaBelle II, at 17-under-par 199, were one shot ahead of Scott Gump.

CUT: 69 players at 5-under-par 139 from a field of 156 professionals.

PRO-AM: Team: Ryan Harrison, 46, \$500.

WEATHER: Partly sunny in the morning, mostly sunny in the afternoon. High of 86, with winds ESE 5-10 mph. Mostly sunny in the morning, partly sunny in the afternoon. High of 90, with winds light and variable. Hazy, hot and humid on Saturday and Sunday. Highs in the mid-90s, with winds out of the west 5-10 at mph.

Doug LaBelle II.....T2	65-66-68-69	268	\$46,200.00	Charles Warren.....T25	70-65-70-69	274	\$4,410.00	Jeev M. Singh.....T45	66-71-73-68	278	\$1,912.50
Roland Thatcher.....T2	66-67-71-64	268	46,200.00	Mark Wurtz.....T25	68-70-69-67	274	4,410.00	Bubba Watson.....T45	71-65-72-70	278	1,912.50
Keoke Cotner.....T4	67-70-66-66	269	20,671.88	Danny Briggs.....T28	69-69-68-69	275	3,510.00	Mike Brisky.....T52	68-71-70-70	279	1,732.50
Trevor Dodds.....T4	66-70-66-67	269	20,671.88	Todd Demsey.....T28	70-66-69-70	275	3,510.00	Ken Duke.....T52	73-65-68-73	279	1,732.50
Craig Bowden.....T4	66-66-69-68	269	20,671.87	Scott Dunlap.....T28	74-65-69-67	275	3,510.00	Lucas Glover.....T52	69-70-72-68	279	1,732.50
Stephen Gangluff.....T4	64-67-68-70	269	20,671.87	Scott Gump.....T28	67-67-66-75	275	3,510.00	Sean Murphy.....T52	64-71-70-74	279	1,732.50
Rich Barcelo.....T8	66-64-71-69	270	14,175.00	Jimmy Walker.....T28	70-69-67-69	275	3,510.00	Matt Peterson.....T52	69-68-75-67	279	1,732.50
David Branshaw.....T8	67-69-72-62	270	14,175.00	Boo Weekley.....T28	68-68-68-71	275	3,510.00	Barry Cheesman.....T57	74-65-70-71	280	1,614.38
Jason Dufner.....T8	69-65-69-67	270	14,175.00	Willie Wood.....T28	67-67-71-70	275	3,510.00	Iain Steel (Q).....T57	67-72-69-72	280	1,614.38
Scott Gutschewski.....T8	63-72-68-67	270	14,175.00	Daniel Chopra.....T35	69-70-71-66	276	2,782.50	Jimmy Green.....T57	66-73-71-70	280	1,614.37
Franklin Langham.....T8	66-68-70-66	270	14,175.00	Jeff Freeman.....T35	69-70-66-71	276	2,782.50	Tripp Isenhour.....T57	67-72-70-71	280	1,614.37
Guy Boros.....T13	69-66-66-70	271	9,843.75	Hunter Haas.....T35	70-69-71-66	276	2,782.50	David Dyer (Q).....T61	70-69-71-71	281	1,535.63
P.J. Cowan.....T13	68-67-69-67	271	9,843.75	Ryuji Imada.....T35	72-67-72-65	276	2,782.50	Chris Couch.....T61	69-67-67-78	281	1,535.62
Zach Johnson.....T13	71-66-64-70	271	9,843.75	Scott Sterling.....T35	68-68-70-70	276	2,782.50	Jaxon Brigman.....T63	72-67-72-71	282	1,496.25
Chris Tidland.....T13	66-70-66-69	271	9,843.75	Roger Tambellini.....T35	69-69-70-68	276	2,782.50	Chad Lydiatt.....T64	70-69-73-71	283	1,456.88
Eduardo Herrera.....T17	68-70-68-66	272	7,612.50	Doug Garwood.....T41	69-70-71-67	277	2,257.50	Jim Rutledge.....T64	69-69-73-72	283	1,456.87
Rob McKelvey.....T17	68-69-70-65	272	7,612.50	Jean-Paul Hebert (Q).....T41	70-67-71-69	277	2,257.50	Sung Man Lee.....T66	69-69-73-73	284	1,417.50
Scott Petersen.....T17	73-66-66-67	272	7,612.50	Michael Long.....T41	70-66-68-73	277	2,257.50	Tee McCabe (Q).....T67	71-68-73-74	286	1,378.13
D.A. Points.....T17	69-70-67-66	272	7,612.50	Ken Tanigawa.....T41	69-68-70-70	277	2,257.50	Kevin Pendley.....T67	65-73-78-70	286	1,378.12
Jeff Hart.....T21	66-71-68-68	273	5,670.00	Ty Armstrong.....T45	69-69-71-69	278	1,912.50	Tommy Tolles.....T69	70-68-75-78	291	1,338.75
Ryan Howison.....T21	69-66-69-69	273	5,670.00	Chip Beck.....T45	72-67-74-65	278	1,912.50				
Blaine McCallister.....T21	70-67-65-71	273	5,670.00	John Paul Curley.....T45	68-67-70-73	278	1,912.50				
Tjaart van der Walt.....T21	67-69-69-68	273	5,670.00	Matthew Ecob (Q).....T45	72-67-73-66	278	1,912.50				
Joe Ogilvie.....T25	65-63-74-72	274	4,410.00	Steve Runge.....T45	69-70-68-71	278	1,912.50				

(Q) = Open Qualifier; (S) = Sponsor Exemption

The following players did not finish (C=cut, W=withdrew, D=disqualified)

C-140—John Elliott, Bobby Gage, Jeff Gove, Steve Haskins, Mark Hensby, Jason Hill, Jeff Klauk, Michael Letzig, Andrew McLardy, Anthony Rodriguez, Jason Schultz, Wes Short, Sonny Skinner, Omar Uresti, **141**—Paul Claxton, Bob Heintz, Travis Hurst, Eric Meeks, David Ogrin, Mark Walker, Chris Zambri, **142**—Ben Bates, Shane Bertsch, Jason Bohn, Steve Ford, Bradley Hughes, Kevin Johnson, Brad Klapprott, George McNeill, Stiles Mitchell, Bryce Molder, Keith Nolan, Rick Price, Shane Tait, Johnson Wagner, Matt Weirring, Rob Wilkin, Brian Wilson, **143**—John Adams, D.J. Brigman, Josh Broadway, Pete Jordan, Rich Morris, Ted Purdy, Stan Utley, Bo Van Pelt, **144**—Michael Allen, Bob Friend, Han Lee, Rob McMillan, Tyler Williamson, Zoran Zorkic, **145**—Michael Bradley, Michael Christie, Andy Morse, Kevin Muncrief, Fran Quinn, Matt Seitz, Rocky Walcher, **146**—Emlyn Aubrey, Mike Austin, Jess Daley, Karl Mitchell, Brad Ott, Kyle Thompson, **147**—Michael Muehr, **148**—Paul Dickinson, Mike Donald, Craig Lile, Casey Martin, Bryan Novoa, **149**—Tommy Biershenk, Rob Bradley, John Connelly, Kevin Durkin, Ryan Palmer, Tag Ridings, Mike Sullivan, **153**—Danny Dornan, James Farrell, **155**—Kelly Sellers, **158**—Robin Freeman, **159**—Ty Myers, **W-71**—Kelly Gibson, **72**—Russ Cochran, **D**—Vaughn Taylor, **76**—Oscar Serna.

72-Hole Record:

267, Anthony Painter, 1998; Tom Carter, 2003

18-Hole Record:

61, John Connelly, 1995

36-Hole Record:

128, Joe Ogilvie, 2003

54-Hole Record:

198, Anthony Painter, 1998

TOURNAMENT HISTORY

Year	Winner	Score	Runner-up	Score	Location	Par/Yards
BEN HOGAN GREATER OZARKS OPEN						
1990	Jeff Cook#*	207	Olin Browne	207	Highland Springs CC, Springfield, MO	72/7,052
1991	Rick Dalpos#	201	Kevin Sutherland	205	Highland Springs CC, Springfield, MO	72/7,052
1992	Lennie Clements#*	205	Tommy Tolles	205	Highland Springs CC, Springfield, MO	72/7,052
NIKE OZARKS OPEN						
1993	Tommy Tolles	271	Bob Burns	273	Highland Springs CC, Springfield, MO	72/7,052
			Bob May			
1994	Jerry Haas	272	Frank Conner	273	Highland Springs CC, Springfield, MO	72/7,052
1995	Mike Schuchart*	271	Stuart Appleby	271	Highland Springs CC, Springfield, MO	72/7,052
			P.H. Horgan III			
1996	Stewart Cink*	272	R.W. Eaks	272	Highland Springs CC, Springfield, MO	72/7,058
1997	Chris DiMarco~	204	Robin Freeman	205	Highland Springs CC, Springfield, MO	72/7,058
1998	Anthony Painter	267	Scott Dunlap	268	Highland Springs CC, Springfield, MO	72/7,058
1999	Ryan Howison*	270	Edward Fryatt	270	Highland Springs CC, Springfield, MO	72/7,058
BUY.COM OZARKS OPEN						
2000	Pat Perez*	270	Pat Bates	270	Highland Springs CC, Springfield, MO	72/7,060
			Mike Heinen			
2001	Steve Haskins~@	131	Omar Uresti	132	Highland Springs CC, Springfield, MO	72/7,060
PRICE CUTTER CHARITY CHAMPIONSHIP						
2002	Patrick Sheehan	269	Eric Meeks	271	Highland Springs CC, Springfield, MO	72/7,057
			Brian Wilson			
2003	Tom Carter	267	Doug LaBelle II	268	Highland Springs CC, Springfield, MO	72/7,057
			Roland Thatcher			

Key: * = Playoff # = 54-hole tournament ~ = Weather-shortened @ = Unofficial Victory

2003 PREFERRED HEALTH SYSTEMS WICHITA OPEN PRESENTED BY COX COMMUNICATIONS

[20th of 30 official events]

Preferred Health Systems
Wichita Open
PRESENTED BY **COX COMMUNICATIONS**

KLAUK



Winner: JEFF KLAUK

66-69-64-66 265 \$85,500.00

Crestview Country Club; Wichita, KS
Par: 35-36-71 Yards: 6,886

Purse \$475,000
August 21-24, 2003

LEADERS: First Round—Mike Brisky fired a 7-under-par 64 to take a one-stroke lead over Omar Uresti, Blaine McCallister and Mark Hensby. **Second Round**—Hensby moved to 11-under-par 131, one shot ahead of McCallister, Brisky and Mike Austin. **Third Round**—Hensby, at 16-under-par 197, was one shot ahead of Tag Ridings.

CUT: 74 players at 2-under-par 140 from a field of 156 professionals.

PRO-AM: Team: Bob Heintz, 118, \$500.

WEATHER: Mostly sunny and very hot all four days. Temperatures above 100 each day, with the heat index soaring to 110. Winds light and variable all week.

Mike Brisky.....T2	64-68-70-64	266	\$41,800.00	Scott Gutschewski.....T25	69-67-68-68	272	\$3,990.00	Steve Ford.....T52	74-66-71-67	278	\$1,555.63
Mark Hensby.....T2	65-66-66-69	266	41,800.00	Jim Benepe.....T28	71-66-68-68	273	3,348.75	Zach Johnson.....T52	72-66-71-69	278	1,555.63
Wil Collins (Q).....T4	67-71-64-65	267	20,900.00	Ryuji Imada.....T28	70-69-69-65	273	3,348.75	Andrew McLardy.....T52	70-68-71-69	278	1,555.63
Blaine McCallister.....T4	65-67-68-67	267	20,900.00	Ned Michaels (Q).....T28	68-69-67-69	273	3,348.75	Kevin Pendley.....T52	69-66-69-74	278	1,555.62
Brad Ott.....T6	69-67-65-67	268	15,378.13	Jeev M. Singh.....T28	67-72-68-66	273	3,348.75	Boo Weekley.....T52	70-69-70-69	278	1,555.62
Ryan Palmer.....T6	69-68-68-63	268	15,378.13	Josh Broadway.....T32	68-71-65-70	274	2,850.00	Brian Wilson.....T52	68-72-67-71	278	1,555.62
Tag Ridings.....T6	66-67-65-70	268	15,378.12	Jeff Gove.....T32	71-68-68-67	274	2,850.00	Paul Dickinson.....T58	67-73-71-68	279	1,401.25
Omar Uresti.....T6	65-70-66-67	268	15,378.12	Jason Hill.....T32	70-68-67-69	274	2,850.00	Stephen Gangluff.....T58	73-66-67-73	279	1,401.25
Hunter Haas.....T10	70-68-66-65	269	10,178.58	Christian Pena.....T32	69-70-65-70	274	2,850.00	Elliot Gealy (Q).....T58	71-67-71-70	279	1,401.25
Rich Barcelo.....T10	69-66-68-66	269	10,178.57	Sonny Skinner.....T32	67-71-68-68	274	2,850.00	Bob Heintz.....T58	70-68-70-71	279	1,401.25
Nick Cassini (Q).....T10	67-68-67-67	269	10,178.57	Kevin Durkin.....T37	66-73-70-66	275	2,327.50	Kevin Johnson.....T58	70-69-69-71	279	1,401.25
Ken Duke.....T10	69-66-67-67	269	10,178.57	Doug LaBelle II.....T37	69-71-67-68	275	2,327.50	John Restino.....T58	67-70-72-70	279	1,401.25
Bob Friend.....T10	69-70-63-67	269	10,178.57	Han Lee.....T37	69-66-71-69	275	2,327.50	Matt Weibring.....T58	69-69-72-69	279	1,401.25
Jason Schultz.....T10	70-65-67-67	269	10,178.57	Sean Murphy.....T37	68-72-66-69	275	2,327.50	Jason Dufner.....T65	71-69-73-68	281	1,294.38
Andre Stolz.....T10	67-73-64-65	269	10,178.57	Scott Sterling.....T37	68-68-71-68	275	2,327.50	John Paul Curley.....T65	67-70-71-73	281	1,294.37
Tom Carter.....T17	70-70-66-64	270	7,362.50	Chris Tidland.....T37	68-71-67-69	275	2,327.50	Camilo Benedetti.....T67	67-73-74-68	282	1,211.25
Jimmy Walker.....T17	70-65-70-65	270	7,362.50	Ty Armstrong.....T43	68-66-70-72	276	1,862.00	Paul Claxton.....T67	71-69-72-70	282	1,211.25
Jeff Freeman.....T19	66-69-68-68	271	5,557.50	Barry Cheesman.....T43	66-69-71-70	276	1,862.00	Keoke Cotner.....T67	70-69-71-72	282	1,211.25
Eduardo Herrera.....T19	66-69-70-66	271	5,557.50	Jess Daley.....T43	70-69-69-68	276	1,862.00	Bradley Hughes.....T67	66-73-72-71	282	1,211.25
Joe Ogilvie.....T19	67-68-71-65	271	5,557.50	Jimmy Green.....T43	71-67-68-70	276	1,862.00	Casey Martin.....T67	71-68-70-73	282	1,211.25
Ted Purdy.....T19	67-67-71-66	271	5,557.50	Shane Tait.....T43	71-68-72-65	276	1,862.00	Brett Wetterich.....T72	67-72-70-74	283	1,140.00
Victor Schwamkrug.....T19	69-70-69-63	271	5,557.50	Emlyn Aubrey.....T48	68-68-72-69	277	1,674.38	Eric Bogar.....T73	74-66-74-70	284	1,104.38
Roger Tambellini.....T19	68-69-67-67	271	5,557.50	Rob McKelvey.....T48	69-71-70-67	277	1,674.38	Andy Morse.....T73	70-70-73-71	284	1,104.37
Mike Austin (Q).....T25	69-63-72-68	272	3,990.00	Jason Bohf.....T48	67-69-70-71	277	1,674.37				
Todd Demsey.....T25	74-66-66-66	272	3,990.00	Scott Dunlap.....T48	71-69-68-69	277	1,674.37				

(Q) = Open Qualifier; (S) = Sponsor Exemption

The following players did not finish (C=cut, W=withdrew)

C—141-Jaxon Brigman, Ron Ewing, Lucas Glover, Michael Long, Rob McMillan, Eric Meeks, Scott Petersen, Kyle Thompson, Tommy Tolles, Johnson Wagner, **142**-Shane Bertsch, Tommy Biershenk, Chris Couch, Trevor Dodds, Edward Fryatt, Doug Garwood, Scott Gump, Chad Lydiatt, Bryce Molder, Kevin Muncrief, Scott Parel, Wes Short, Iain Steel, Mike Sullivan, Bo Van Pelt, Rocky Walcher, Tyler Williamson, **143**-Rob Bradley, David Griffiths, PH. Horgan III, Nick Jones, Franklin Langham, Stiles Mitchell, Jerry Smith, Bruce Vaughan, Mark Walker, Vic Wilk, **144**-Eric Frishette, David K. Miller, Ken Tanigawa, Mark Wiebe, **145**-D.J. Brigman, Chris Kamin, Sung Man Lee, Bret Parker, Anthony Rodriguez, Steve Runge, Chris Zambri, **146**-Joe Acosta, Jr., Pete Morgan, Jin Park, Fran Quinn, **147**-John Elliott, Bobby Gage, Lee Johnson, Richard Johnson, Mike McQuain, Rod Nuckolls, D.A. Points, Larry Rinker, Brad Weesner, Mark Wurtz, **148**-Mike Donald, Steve Gotsche, Ryan Hietala, Lee Porter, **149**-Ahmad Bateman, Steve Pleis, Kelly Sellers, Ron Stelten, **150**-Jon Troutman, Alan Zimmerman, **151**-Mayson Petty, Steve Scott, **155**-Kyle Ingram, **156**-Todd Rose, **158**-Rod Alexander, **159**-Greg Bray, **W—70**-Danny Briggs, **71**-P.J. Cowan, **74**-Pete Jordan, **75**-George McNeill.

72-Hole Record:

263, Ben Crane, 2000

Current Course 18-Hole Record:

63, Jeff Gove, 2001; Mike Austin, Bob Friend, Ryan Palmer; Victor Schwamkrug, 2003

Tournament 18-Hole Record

61, Eric Hoos, Greg Fleisher, 1991; Emlyn Aubrey, 1998

36-Hole Record:

127, Eric Hoos, 1991; Emlyn Aubrey, 1998

54-Hole Record:

196, Ben Crane, 2000

TOURNAMENT HISTORY

Year	Winner	Score	Runner-up	Score	Location	Par/Yards
BEN HOGAN REFLECTION RIDGE OPEN						
1990	Tom Lehman#	202	Greg Whisman	203	Reflection Ridge GC, Wichita, KS	72/6,730
BEN HOGAN WICHITA CHARITY CLASSIC						
1991	Eric Hoos#	199	Tom Garner Pete Jordan	200	Reflection Ridge GC, Wichita, KS	72/6,730
1992	Jeff Woodland#*	204	Bob May	204	Reflection Ridge GC, Wichita, KS	72/6,730
NIKE WICHITA OPEN						
1993	David Duval	271	Jeff Lee John Morse	272	Reflection Ridge GC, Wichita, KS	72/6,730
1994	Dennis Postlewait	271	Clark Burroughs	272	Reflection Ridge GC, Wichita, KS	72/6,730
1995	David Toms*	269	E.J. Pfister	269	Reflection Ridge GC, Wichita, KS	72/6,730
1996	Rick Cramer	269	J.P. Hayes Jimmy Johnston Craig Kanada	270	Reflection Ridge GC, Wichita, KS	72/6,730
1997	Ben Bates*	269	Carl Paulson Jeff Brehaut Chris Smith	269	Willowbend GC, Wichita, KS	72/7,000
1998	Emlyn Aubrey	265	Carl Paulson Anthony Rodriguez	266	Willowbend GC, Wichita, KS	72/7,000
1999	Brad Elder	268	Mark Wurtz	270	Willowbend GC, Wichita, KS	72/7,000
BUY.COM WICHITA OPEN						
2000	Ben Crane	263	Kelly Grunewald Vance Veazey	266	Willowbend GC, Wichita, KS	72/7,000
2001	Jason Dufner	266	Todd Rose David Gossett Jeff Gove	269	Crestview CC, Wichita, KS	72/6,913
PREFERRED HEALTH SYSTEMS WICHITA OPEN PRESENTED BY COX COMMUNICATIONS						
2002	Tyler Williamson	272	Keoke Cotner Jeff Klauk	273	Crestview CC, Wichita, KS	70/6,864
2003	Jeff Klauk	265	Mike Brisky Mark Hensby	266	Crestview CC, Wichita, KS	71/6,886

Key: * = Playoff # = 54-hole tournament

2003 ALBERTA CALGARY CLASSIC

[21st of 30 official events]



Purse: \$450,000
August 28-31, 2003

The Links of GlenEagles; Cochrane, Alberta, Canada
Par: 35-35—70 Yards: 6,981

LEADERS: First Round—Jeev Singh and Mike Standly shared the lead at 5-under-par 65. Rick Price and Daniel Chopra were one stroke back. **Second Round**—Bobby Kalinowski, at 9-under 131, led by two over Singh and Standly. Five players were three back. **Third Round**—Standly, at 14-under, led by two over Tom Carter and Mario Tiziani.

CUT: 65 players at 1-under 139 from a field of 151 professionals and two amateurs.

PRO-AM: Rained out. All players were paid \$46.30.

WEATHER: Breezy Thursday, with a high temperature of 58. Winds N at 10-20 mph. Early morning fog and frost Friday. Play was suspended from 9:03-9:23 a.m. Sunny and mild in the afternoon, with a high of 70. Winds SSE at 8 mph. Cold start then sunny and pleasant Saturday, with a high of 75. Winds were SSE at 8 mph. Morning sunshine mixed with afternoon clouds Sunday, with a high of 79. Winds WNW at 10 mph, becoming WSW at 5 mph.

CARTER



Winner: TOM CARTER
68-68-62-65 263 \$81,000.00

Nick Cassini2	70-67-65-66	268	\$48,600.00	Wes Heffernan.....T16	68-67-67-72	274	\$4,950.00	John Paul CurleyT46	70-68-69-72	279	\$1,633.50
Mike StandlyT3	65-68-63-73	269	26,100.00	Jeff Klauk.....T16	70-68-67-69	274	4,950.00	Derek Gillespie.....T46	67-71-67-74	279	1,633.50
Mario Tiziani.....T3	68-67-63-71	269	26,100.00	David McKenzie.....T16	68-70-68-68	274	4,950.00	Mark JohnsonT46	71-65-70-73	279	1,633.50
David Branshaw.....T5	67-67-69-67	270	16,425.00	Rick Price.....T16	66-68-71-69	274	4,950.00	Tom Kalinowski (S).....T46	68-70-70-71	279	1,633.50
Jeff FreemanT5	69-66-69-66	270	16,425.00	Mike SpringerT16	70-67-70-67	274	4,950.00	Alex QuirozT46	72-67-68-72	279	1,633.50
John MorseT5	70-64-67-69	270	16,425.00	Shane TaitT16	73-66-67-68	274	4,950.00	D.A. PointsT51	69-66-75-70	280	1,541.25
Daniel Chopra.....T8	66-69-68-69	272	12,600.00	Lee Williamson.....T16	68-70-67-69	274	4,950.00	Tommy TollesT51	67-67-73-73	280	1,541.25
Blaine McCallister.....T8	69-66-69-68	272	12,600.00	Jaxon Brigman.....T31	71-67-67-70	275	2,745.00	Jesse HiblerT53	71-65-69-77	282	1,473.75
Wade Ormsby (Q).....T8	72-67-70-63	272	12,600.00	Bobby Kalinowski.....T31	68-63-73-71	275	2,745.00	Michael LongT53	68-70-72-72	282	1,473.75
Jeev M. Singh.....T8	65-68-70-69	272	12,600.00	Jim Rutledge.....T31	69-69-70-67	275	2,745.00	Iain SteelT53	68-67-75-72	282	1,473.75
Scott Dunlap.....T12	72-67-67-67	273	9,112.50	Brad Sutterfield.....T31	70-68-68-69	275	2,745.00	Chris Wall.....T53	67-70-73-72	282	1,473.75
Scott Hend.....T12	67-70-68-68	273	9,112.50	Charles Warren.....T31	72-67-68-68	275	2,745.00	Jay Delsing.....T57	70-67-73-73	283	1,395.00
Rob Johnson.....T12	69-70-66-68	273	9,112.50	Richard Zokol.....T31	69-70-66-70	275	2,745.00	Joe Ogilvie.....T57	67-70-75-71	283	1,395.00
Wes Martin.....T12	68-67-66-72	273	9,112.50	James Driscoll.....T37	71-65-69-71	276	2,295.00	Christian Pena.....T57	67-69-70-77	283	1,395.00
Michael Allen.....T16	68-69-70-67	274	4,950.00	Jason Dufner.....T37	70-64-70-72	276	2,295.00	Joe Acosta, Jr.....T60	69-69-71-75	284	1,338.75
Jim Benepe.....T16	73-66-68-67	274	4,950.00	Darren Griff.....T37	70-68-68-70	276	2,295.00	Roland Thatcher.....T60	68-69-70-77	284	1,338.75
Matt Bettencourt.....T16	70-68-66-70	274	4,950.00	Michael Harris.....T37	70-67-69-70	276	2,295.00	Rafael Echenique.....62	69-70-74-73	286	1,305.00
Dave Christensen.....T16	70-67-67-70	274	4,950.00	Keoke Cotner.....T41	72-66-69-70	277	1,980.00	Rob Bradley.....63	68-70-75-74	287	1,282.50
Patrick Damron.....T16	71-66-68-69	274	4,950.00	Matt Seppanen (Q).....T41	68-69-71-69	277	1,980.00	Billy Noon (Q).....64	70-68-73-77	288	1,260.00
Ken Duke.....T16	71-66-68-69	274	4,950.00	Brett Wetterich.....T41	69-70-69-69	277	1,980.00	Sean Murphy.....65	68-71-76-75	290	1,237.50
Scott Gutschewski.....T16	67-68-70-69	274	4,950.00	Kevin Johnson.....T44	67-70-70-71	278	1,777.50				
Terry Hatch.....T16	68-68-69-69	274	4,950.00	Brad Ott.....T44	73-66-68-71	278	1,777.50				

(Q) = Open Qualifier; (S) = Sponsor Exemption

The following players did not finish (C=cut, W=withdrew)

C—140—Erik Compton, Kevin Durkin, Kent Eger (A), Jason Enloe, Brian Kamm, John Restino, Ray Stewart, Andre Stolz, Chris Wollmann, **141**—Dirk Ayers, Camilo Benedetti, Jason Bohn, Trevor Dadds, Edward Fryatt, Todd Gleaton, Josh Habig, Robert Hamilton, Craig Kanada, Kris Mikkelsen, Ted Purdy, Conrad Ray, Jason Schultz, Victor Schwamkrug, Wes Short, Johnson Wagner, Zoran Zorkic, **142**—Rich Barcelo, Tony Carolan, Robert Conrad, Doug Dunakey, John Elliott, P.H. Horgan III, Craig Lile, Tyler Williamson, **143**—Barry Cheesman, Ryan Hietala, Eric Johnson, Rob McMillan, Jon Mills, Gary Nicklaus, Steve Scott, Jamie Welder, **144**—Jason Allred, Chip Beck, Ron Ewing, Robin Freeman, Gabriel Hjertstedt, Casey Martin, David Morland IV, Dustin Risdon, Anthony Rodriguez, Vaughn Taylor, **145**—Eric Bogar, Wil Collins, Bryan Decorso, Jeff Gove, Russell Serber, Ron Stelten, **146**—Tim Conley, Pete Morgan, Ken Tanigawa, Vic Wilk, Brian Wilson, Stephen Woodward, **147**—Mike Austin, Jamie Curlok, Ryan Devlin, Rafael Gemoets, James Love (A), Saint Thind, Jon Wright, **148**—Stuart Anderson, Ahmad Bateman, David Hearn, Jim K. Karr, Kevin Pendley, **149**—Richie Coughlan, Ken Fukushima, Brent Osachoff, **150**—John Bachman, Mayson Petty, Greg Twiggis, **151**—Billy Judah, Jim Salinetti, **154**—Greg McGarry, **W—73**—Stiles Mitchell, **76**—Craig Bowden, Eric Meeks.

72-Hole Record:

263, Tom Carter, 2003

18-Hole Record:

62, Tom Carter, 2003

36-Hole Record:

131, Bobby Kalinowski, 2003

54-Hole Record:

196, Mike Standly, 2003

TOURNAMENT HISTORY

Year	Winner	Score	Runner-up	Score	Location	Par/Yards
ALBERTA CALGARY CLASSIC						
2003	Tom Carter	263	Nick Cassini	268	The Links of GlenEagles Cochrane, Alberta	70/6,981

2003 ENVIROCARE UTAH CLASSIC

[22nd of 30 official events]



Purse: \$450,000
August 28-31, 2003

PRO-AM: Terry Hatch, 46, \$500.

WEATHER: Thursday: Sunny to partly cloudy in the afternoon, with a high of 89. Winds W at 5-12 mph. Friday: Partly cloudy, with afternoon thunderstorms. Play was suspended from 1:45-2:55 p.m. The high temperature was 86. Winds WNW at 5-15 mph. Six players did not complete round two. Saturday: Partly cloudy, with a high of 83. Winds NW at 5-15 mph. Sunday: Sunny skies, with a high of 85. Winds WSW at 10-20 mph.

Willow Creek Country Club; Sandy, UT
Par: 35-35—70 Yards: 6,981

LEADERS: First Round—Lee Porter, Jeff Freeman and Scott Gutschewski all posted 7-under-par 65s to share the lead. Jason Schultz and Scott Piercy were one stroke back. **Second Round**—Roland Thatcher, at 11-under 133, led by one over Freeman and Scott Gump. Bobby Gage and Mark Hensby were two shots back. **Third Round**—Gutschewski and Freeman were at 16-under 200 and led by one over Gage. Zach Johnson was two behind.

CUT: 68 players at 2-under 142 from a field of 156 professionals.

JOHNSON



Winner: ZACH JOHNSON
68-69-65-65 267 \$81,000.00

Bobby Gage2	67-68-66-67	268	\$48,600.00
Scott Gutschewski3	65-71-64-69	269	30,600.00
Mark Hensby4	69-66-68-68	271	21,600.00
Joe Ogilvie5	68-71-67-67	273	18,000.00
Scott GumpT6	71-63-70-70	274	15,637.50
Franklin LanghamT6	69-69-70-66	274	15,637.50
Shane BertschT8	68-69-69-69	275	11,700.00
Nick CassiniT8	69-70-71-65	275	11,700.00
Jeff FreemanT8	65-69-66-75	275	11,700.00
Ted PurdyT8	72-70-66-67	275	11,700.00
Roger TambelliniT8	71-66-66-72	275	11,700.00
Jimmy WalkerT8	69-67-69-70	275	11,700.00
Barry CheesmanT14	73-66-71-66	276	6,975.00
Scott HendT14	73-65-68-70	276	6,975.00
Andrew McLardyT14	73-67-67-69	276	6,975.00
Bryce MolderT14	69-70-70-67	276	6,975.00
Lee PorterT14	65-71-70-70	276	6,975.00
Jason SchultzT14	66-70-73-67	276	6,975.00
Bo Van PeltT14	69-70-65-72	276	6,975.00
Bubba WatsonT14	67-72-69-68	276	6,975.00
Scott Piercy (Q)T22	66-74-71-66	277	4,860.00
Rick PriceT22	71-66-69-71	277	4,860.00
Matt BettencourtT24	71-67-69-71	278	3,915.00

Daniel ChopraT24	68-73-68-69	278	\$3,915.00
Roland ThatcherT24	67-66-72-73	278	3,915.00
Tommy TollesT24	68-72-66-72	278	3,915.00
Keoke CotnerT28	68-71-69-71	279	3,114.00
Chris CouchT28	74-67-70-68	279	3,114.00
Iain SteelT28	74-65-70-70	279	3,114.00
Brett WetterichT28	68-69-72-70	279	3,114.00
Chris ZambriT28	71-71-69-68	279	3,114.00
Danny BriggsT33	69-73-70-68	280	2,520.00
Todd DemseyT33	70-72-70-68	280	2,520.00
Bob HeintzT33	73-69-69-69	280	2,520.00
Jason HillT33	73-69-67-71	280	2,520.00
Ryuji ImadaT33	68-71-69-72	280	2,520.00
George McNeillT33	74-64-70-72	280	2,520.00
James Oh (Q)T33	69-69-72-70	280	2,520.00
John AdamsT40	72-69-69-71	281	2,070.00
Brad OttT40	71-70-70-70	281	2,070.00
Mark WalkerT40	72-70-69-70	281	2,070.00
Brad Adamonis (Q)T43	73-69-70-70	282	1,701.57
Boyd Summerhays (S)T43	72-70-71-69	282	1,701.57
Jim BenepeT43	69-71-69-73	282	1,701.56
Craig BowdenT43	72-70-69-71	282	1,701.56
Jimmy GreenT43	72-67-70-73	282	1,701.56

Doug LaBelle IIT43	72-70-69-71	282	\$1,701.56
Andy MorseT43	69-67-75-71	282	1,701.56
Brian WilsonT43	67-74-69-72	282	1,701.56
Jess DaleyT51	71-70-73-69	283	1,530.00
Kevin MuncieT51	70-70-70-73	283	1,530.00
Chris TidlandT51	74-67-70-72	283	1,530.00
Paul DickinsonT54	73-69-72-70	284	1,462.50
Eric MeeksT54	74-68-74-68	284	1,462.50
D.A. PointsT54	69-73-70-72	284	1,462.50
Stephen GangluffT57	68-71-69-77	285	1,350.00
Hunter HaasT57	68-73-73-71	285	1,350.00
Steve HaskinsT57	71-70-72-72	285	1,350.00
David McKenzieT57	70-70-67-78	285	1,350.00
Michael MuehrT57	70-70-74-71	285	1,350.00
Wade OrmsbyT57	74-68-73-70	285	1,350.00
Omar UrestiT57	72-68-69-76	285	1,350.00
Jim Bob Coleman (Q)64	73-69-74-70	286	1,260.00
Emlyn AubreyT65	71-67-74-76	288	1,226.25
Kyle ThompsonT65	68-73-72-75	288	1,226.25
Oscar Serna67	75-67-76-72	290	1,192.50

(Q) = Open Qualifier; (S) = Sponsor Exemption

The following players did not finish (C=cut, W=withdrew, D=disqualified)

C—143—Michael Allen, David Branshaw, Ken Duke, Jeff Gove, Terry Hatch, Wes Martin, Scott Parel, Mike Pearson, Scott Petersen, John Restino, Todd Rose, Andre Stolz, Todd Tanner, Tjaart van der Walt, Johnson Wagner, Charles Warren, Mark Worthington, Mark Wurtz, **144**—D.J. Brigman, Jaxon Brigman, Mike Brisky, Paul Claxton, Doug Dunakey, Doug Garwood, Wes Heffernan, Ryan Howison, Sung Man Lee, Victor Schwamkrug, Jeev M. Singh, Jerry Smith, Ken Tanigawa, **145**—Eric Bogar, Rob Bradley, Eric Frishette, Lucas Glover, Brian Kamm, Jeff Klauk, Rob McKelvey, Shane Tait, Mario Tiziani, Jeremy Tucker, Brett Wayment, **146**—Josh Broadway, John Paul Curley, John Elliott, Steve Ford, Pete Jordan, David Ogrin, Matt Peterson, Larry Rinker, Sonny Skinner, **147**—Rich Barcelo, Dave Christensen, Kevin Durkin, Ron Ewing, Eduardo Herrera, Jeff Keye, Chad Lydiatt, Sean Murphy, Lee Williamson, Zoran Zorkic, **148**—Ty Armstrong, Ben Pettitt, Charles Raulerson, Mike Reid, Steve Runge, Scott Sterling, Dan Stone, **149**—Tripp Isenhour, Justin Snelling, Jeffy Walcher, Boo Weekley, Matt Weibring, Tyler Williamson, **150**—Jeff Hart, Han Lee, Kevin Pendley, Wes Short, Mark Wiebe, Shawn Wells, **151**—Joseph Summerhays, **152**—Richard Johnson, **154**—Tommy Biershenk, P.J. Cowan, **157**—Scott Miller, **W—77**—Chris Moody, **78**—Kevin Johnson, **79**—Vaughn Taylor, **D—217**—Henry White

72-Hole Record:

266, Carl Paulson, 1999

18-Hole Record:

63, Mark Hensby, 2000; Scott Gump, 2003

36-Hole Record:

130, Andrew Morse, 2000

54-Hole Record:

197, Carl Paulson, 1999

TOURNAMENT HISTORY

Year	Winner	Score	Runner-up	Score	Location	Par/Yards
NIKE UTAH CLASSIC						
1999	Carl Paulson	266	Craig Bowden Marco Gortana	272	Willow Creek CC, Sandy, UT	72/7,104
BUY.COM UTAH CLASSIC						
2000	Andrew Morse	269	John Riegger	271	Willow Creek CC, Sandy, UT	72/7,104
2001	David Sutherland	272	Danny Briggs	273	Willow Creek CC, Sandy, UT	72/7,104
UTAH CLASSIC						
2002	Arron Oberholser~	202	Doug Barron Brian Claar	204	Willow Creek CC, Sandy, UT	72/7,104
ENVIROCARE UTAH CLASSIC						
2003	Zach Johnson	267	Bobby Gage	268	Willow Creek CC, Sandy, UT	70/6,981

Key: ~ = Weather-shortened

2003 OREGON CLASSIC PRESENTED BY KENDALL AUTOMOTIVE GROUP

[23rd of 30 official events]

OREGON
CLASSICPRESENTED BY
KENDALL AUTO GROUPPurse: \$450,000
September 11-14, 2003Shadow Hills Country Club; Junction City, OR
Par: 36-36—72 Yards: 7,020

LEADERS: First Round—Bo Van Pelt, Robin Freeman, Chris Couch and Tee McCabe shot 6-under-par 66s to lead by one shot over seven players. **Second Round**—Couch, Jason Bohn and Mark Wurtz moved to 10-under-par 134, one shot in front of Jason Dufner and Terry Hatch. **Third Round**—Bohn, at 13-under-par 203, held a two-shot lead over Couch and Bubba Watson.

CUT: 79 players at even-par 144 from a field of 155 professionals and one amateur.

PRO-AM: Team: Craig Bowden, 49, \$450; Shane Bertsch, 49, \$450.

WEATHER: Variably cloudy, with spotty drizzle in the morning. High of 76, with winds WNW at 8-14 mph. Mostly sunny and mild with winds gusting up to 20 mph on Friday. High of 74. Cool start on Saturday, then sunny and pleasant, with strong, gusty winds. High of 81. Winds NNE at 10-20 mph. Mostly sunny, warm and breezy Sunday, with a high of 83. Winds N at 10-15 mph.

COUCH



Winner: CHRIS COUCH

69-66-72-67 274 \$81,000

Won with birdie-4 on first playoff hole

Jason Bohn.....	2	68-66-69-71	274	\$48,600.00
Jimmy Walker.....	T3	69-71-70-66	276	26,100.00
Brett Wetterich.....	T3	69-70-72-65	276	26,100.00
Hunter Haas.....	5	70-68-72-68	278	18,000.00
Ryuji Imada.....	T6	69-69-68-73	279	15,637.50
Ted Purdy.....	T6	68-73-67-71	279	15,637.50
Jason Dufner.....	T8	68-67-71-74	280	13,050.00
Kevin Durkin.....	T8	72-66-72-70	280	13,050.00
Bubba Watson.....	T8	69-68-68-75	280	13,050.00
Jaxon Brigman.....	T11	71-70-68-72	281	9,540.00
Andrew McLardy.....	T11	69-73-67-72	281	9,540.00
Bo Van Pelt.....	T11	66-72-71-72	281	9,540.00
Boo Weekley.....	T11	70-73-72-66	281	9,540.00
Mark Wurtz.....	T11	68-66-72-75	281	9,540.00
Emlyn Aubrey.....	T16	71-71-66-74	282	6,108.75
Craig Bowden.....	T16	67-72-71-72	282	6,108.75
Barry Cheesman.....	T16	68-74-68-72	282	6,108.75
Mark Hensby.....	T16	70-74-72-66	282	6,108.75
Scott Petersen.....	T16	70-72-70-70	282	6,108.75
Andre Stolz.....	T16	67-73-72-70	282	6,108.75
Roger Tambellini.....	T16	67-75-71-69	282	6,108.75
Mark Walker.....	T16	70-71-73-68	282	6,108.75
Michael Allen.....	T24	70-71-71-71	283	4,020.00
Stephen Gangluff.....	T24	73-71-68-71	283	4,020.00
Scott Gump.....	T24	68-73-69-73	283	4,020.00
Russ Cochran.....	T27	71-73-73-67	284	2,929.10
Shane Bertsch.....	T27	71-70-71-72	284	2,929.09

Tommy Biershenk.....	T27	73-71-70-70	284	\$2,929.09
Nick Cassini.....	T27	70-74-67-73	284	2,929.09
Steve Ford.....	T27	72-70-70-72	284	2,929.09
Jeff Freeman.....	T27	68-70-74-72	284	2,929.09
Ryan Howison.....	T27	72-69-68-75	284	2,929.09
Michael Long.....	T27	72-72-71-69	284	2,929.09
Scott Piercy.....	T27	70-71-74-69	284	2,929.09
Tag Ridings.....	T27	70-73-71-70	284	2,929.09
Tommy Tolles.....	T27	72-70-72-70	284	2,929.09
Justin Bolli (Q).....	T38	73-71-69-72	285	2,115.00
Chris Downes (Q).....	T38	70-71-73-71	285	2,115.00
Sung Man Lee.....	T38	70-69-72-74	285	2,115.00
Troy Matteson (Q).....	T38	72-70-73-70	285	2,115.00
Fran Quinn.....	T38	67-70-78-70	285	2,115.00
Roland Thatcher.....	T38	71-72-69-73	285	2,115.00
Terry Hatch.....	T44	67-68-74-77	286	1,732.50
Doug LaBelle II.....	T44	70-72-72-72	286	1,732.50
Jim McGovern.....	T44	68-76-71-71	286	1,732.50
Chris Tidland.....	T44	67-74-70-75	286	1,732.50
Brad Adamonis (Q).....	T48	70-72-71-74	287	1,530.00
David Branshaw.....	T48	73-70-72-72	287	1,530.00
Jess Daley.....	T48	70-73-73-71	287	1,530.00
Brad Fabel.....	T48	72-72-73-70	287	1,530.00
Robin Freeman.....	T48	66-74-75-72	287	1,530.00
Tee McCabe (Q).....	T48	66-73-77-71	287	1,530.00
George McNeill.....	T48	75-68-72-72	287	1,530.00
Charles Raulerson.....	T48	72-71-70-74	287	1,530.00
Kyle Thompson.....	T48	70-74-74-69	287	1,530.00

Paul Dickinson.....	T57	71-72-70-75	288	\$1,338.75
Craig Kanada (Q).....	T57	70-72-76-70	288	1,338.75
David Ogrin.....	T57	72-72-73-71	288	1,338.75
Sonny Skinner.....	T57	71-73-72-72	288	1,338.75
Mike Sullivan.....	T57	71-70-74-73	288	1,338.75
Shane Tait.....	T57	69-70-76-73	288	1,338.75
Omar Uresti.....	T57	70-74-72-72	288	1,338.75
Vic Wilk.....	T57	72-72-71-73	288	1,338.75
John Adams.....	T65	67-74-75-73	289	1,215.00
Trevor Dodds.....	T65	71-73-70-75	289	1,215.00
Andy Morse.....	T65	70-73-76-70	289	1,215.00
Ron Ewing.....	T68	71-73-75-71	290	1,158.75
Todd Rose.....	T68	73-69-74-74	290	1,158.75
Chad Lydiatt.....	T70	72-71-76-72	291	1,113.75
Oscar Serna.....	T70	72-71-73-75	291	1,113.75
Jeff Gove.....	T72	71-71-79-71	292	1,068.75
Anthony Rodriguez.....	T72	70-74-73-75	292	1,068.75
Bobby Gage.....	T74	71-73-71-78	293	1,023.75
Chris Zambri.....	T74	70-74-71-78	293	1,023.75
Scott Sterling.....	T76	76-68-72-78	294	990.00
Paul Claxton.....	T77	72-72-74-77	295	956.25
John Paul Curley.....	T77	68-73-76-78	295	956.25
Ryan Palmer.....	T79	74-69-76-79	298	922.50

(Q) = Open Qualifier; (S) = Sponsor Exemption

The following players did not finish (C=cut, W=withdrew, D=disqualified)

C—145-Rob Bradley, D.J. Brigman, Josh Broadaway, Ken Duke, Bob Heintz, P.H. Horgan III, Tripp Isenhour, Brian Kamm, Rob McKelvey, Michael Muehr, Scott Parel, Cameron Percy, Zoran Zorkic, **146**-Joe Acosta, Jr., Matt Bettencourt, Lucas Glover, Bradley Hughes, Bryce Molder, Steve Runge, Victor Schwamkrug, **147**-Ily Armstrong, Jim Benepe, Aaron Byers, Rafael Echenique, Steve Haskins, Eduardo Herrera, Eric Johnson, Han Lee, Rick Price, Jeff Quinney, Iain Steel, Ken Tanigawa, Johnson Wagner, **148**-Danny Briggs, Todd Demsey, Scott Dunlap, Bob Friend, Ryan Hietala, Jason Hill, Pete Jordan, Eric Meeks, Matt Peterson, Mayson Petty, Jerry Smith, Tjaart van der Walt, Brian Wilson, **149**-Lance Combrink, Koke Cotner, P.J. Cowan, Mark Keating, Casey Martin, Charles Warren, Mark Wiebe, **150**-Scott Hend, Kyle Kovacs, Franklin Langham, Todd O'Neal, **151**-Jimmy Green, Scott Miller, Kevin Muncieff, Mike Richeson, Larry Rinker, **152**-Rich Barcelo, Mike Donald, Lee Porter, Jeffrey Simpson, **153**-Stiles Mitchell, **154**-Scott Lertz, **158**-Craig Lile, **159**-Pete Morgan, Rocky Walcher, **163**-Christopher Smith, **W—73**-Kelly Gibson, **76**-Wes Short, **D—150**-Doug Garwood, Richard Johnson, John Elliott.

72-Hole Record:

270, Jason Gore, 2002

18-Hole Record:

64, Fran Quinn, 2002

36-Hole Record:

132, Ted Purdy, 2002

54-Hole Record:

199, Jason Gore, 2002

TOURNAMENT HISTORY

Year	Winner	Score	Runner-up	Score	Location	Par/Yards
NIKE OREGON CLASSIC						
1998	Charles Raulerson	272	Notah Begay III Tom Scherrer John Elliott	277	Shadow Hills CC, Junction City, OR	72/7,007
1999	Kelly Gibson	279	Craig Perks	280	Shadow Hills CC, Junction City, OR	72/7,007
BUY.COM OREGON CLASSIC						
2000	Keoke Cotner	272	Jody Bellflower Tommy Biershenk	274	Shadow Hills CC, Junction City, OR	72/7,007
2001	Canceled				Shadow Hills CC, Junction City, OR	72/7,007
OREGON CLASSIC PRESENTED BY KENDALL AUTOMOTIVE GROUP						
2002	Jason Gore	270	Marco Dawson Jeff Freeman Patrick Moore Arron Oberholser	273	Shadow Hills CC, Junction City, OR	72/7,104
2003	Chris Couch*	274	Tag Ridings Jason Bohn	274	Shadow Hills CC, Junction City, OR	72/7,020

Key: * = Playoff

2003 ALBERTSONS BOISE OPEN PRESENTED BY FIRST HEALTH

[24th of 30 official events]



Purse \$600,000
September 18-21, 2003



PRO-AM: Team: P.J. Cowan, 45, \$500.

WEATHER: Sunny and breezy Thursday, with a high of 70. Winds SE at 5-15 mph. Sunny and pleasant Friday, with a high of 82. Winds SE-NW at 5-15 mph. Cool early, then mainly sunny and breezy Saturday, with a high of 78. Winds NW at 6-14 mph. Mostly sunny and pleasant Sunday, with a slight breeze. High of 76. Winds WNW at 8-14 mph.

Hillcrest Country Club; Boise, ID
Par: 36-35—71 Yards: 6,769

LEADERS: First Round—Charles Warren shot a 6-under-par 65 to take a one-shot lead over Brian Wilson and John Curley. **Second Round**—Roger Tambellini and Wilson moved to 9-under-par 133, two shots in front of Tjaart Van der Walt and Jason Schultz. **Third Round**—Tambellini, at 14-under 199, led Warren, Wilson and Brad Ott by four strokes.

CUT: 68 players at even-par 142 from a field of 154 professionals and two amateurs.



TAMBELLINI

Winner: ROGER TAMBELLINI
68-65-66-68 267 \$108,000.00

Tripp Isenhour.....T2	73-69-67-64	273	\$52,800.00	Ryuji Imada.....T24	69-69-70-72	280	\$5,088.00	Bobby Gage.....T46	68-73-69-74	284	\$2,178.00
Charles Warren.....T2	65-71-67-70	273	52,800.00	Kyle Kovacs (Q).....T24	70-71-71-68	280	5,088.00	Ryan Howison.....T46	69-68-72-75	284	2,178.00
John Paul Curley.....T4	66-74-69-65	274	23,625.00	Jason Schultz.....T24	67-68-70-75	280	5,088.00	James Oh (Q).....T46	70-71-74-69	284	2,178.00
Ryan Palmer.....T4	69-67-71-67	274	23,625.00	Omar Uresti.....T24	70-71-71-68	280	5,088.00	Rich Barcelo.....T51	69-73-73-70	285	2,040.00
Jeff Quinney (Q).....T4	69-70-68-67	274	23,625.00	Jason Bohn.....T29	67-70-71-73	281	3,984.00	Zach Johnson.....T51	73-69-71-72	285	2,040.00
Tjaart van der Walt.....T4	68-67-70-69	274	23,625.00	Jason Dufner.....T29	71-67-72-71	281	3,984.00	Patrick Moore.....T51	69-73-68-75	285	2,040.00
Todd Demsey.....T8	67-71-69-68	275	17,400.00	Stephen Gangloff.....T29	69-69-70-73	281	3,984.00	Russ Cochran.....T54	71-71-72-72	286	1,935.00
Mark Hensby.....T8	70-68-69-68	275	17,400.00	Jeff Gove.....T29	68-70-75-68	281	3,984.00	John Cook.....T54	69-70-74-73	286	1,935.00
Brian Wilson.....T8	66-67-70-72	275	17,400.00	Scott Gutschewski.....T29	69-70-67-75	281	3,984.00	Michael Long.....T54	70-71-72-73	286	1,935.00
Danny Briggs.....T11	69-67-70-71	277	12,720.00	Craig Bowden.....T34	71-70-70-71	282	3,240.00	Mark Wurtz.....T54	71-71-73-71	286	1,935.00
Bobby Kalinowski (Q).....T11	68-69-71-69	277	12,720.00	Mike Brisky.....T34	69-70-71-72	282	3,240.00	Jess Daley.....T58	72-70-71-74	287	1,845.00
Brad Ott.....T11	72-66-65-74	277	12,720.00	Scott Dunlap.....T34	70-71-71-70	282	3,240.00	Andy Morse.....T58	75-67-70-75	287	1,845.00
Tommy Tolles.....T11	72-69-70-66	277	12,720.00	Andre Stolz.....T34	70-71-72-69	282	3,240.00	Shane Bertsch.....T60	69-72-69-78	288	1,770.00
Bo Van Pelt.....T11	68-73-69-67	277	12,720.00	Roland Thatcher.....T34	69-69-70-74	282	3,240.00	Scott Sterling.....T60	73-68-70-77	288	1,770.00
Michael Allen.....T16	71-71-68-68	278	9,000.00	Chris Tidland.....T34	71-71-69-71	282	3,240.00	Bubba Watson.....T60	72-69-74-73	288	1,770.00
Jimmy Green.....T16	67-71-69-71	278	9,000.00	Stan Utley.....T34	70-72-71-69	282	3,240.00	Wes Short.....T63	71-68-75-75	289	1,695.00
Michael Muehr.....T16	67-71-70-70	278	9,000.00	Paul Claxton.....T41	69-73-69-72	283	2,532.00	Johnson Wagner.....T63	67-70-77-75	289	1,695.00
Kyle Thompson.....T16	67-72-69-70	278	9,000.00	Steve Haskins.....T41	71-71-70-71	283	2,532.00	Gary Hallberg.....T65	71-70-74-75	290	1,650.00
Brett Wetterich.....T16	70-67-69-72	278	9,000.00	Han Lee.....T41	75-67-68-73	283	2,532.00	Jim Rutledge.....T66	72-69-76-74	291	1,620.00
Franklin Langham.....T21	69-69-68-73	279	6,720.00	David Morland IV.....T41	69-70-72-72	283	2,532.00	Kelly Sellers.....T67	67-74-75-79	295	1,590.00
Fran Quinn.....T21	68-68-69-74	279	6,720.00	Joe Ogilvie.....T41	70-70-69-74	283	2,532.00	Mark Wiebe.....T68	69-73-75-80	297	1,560.00
Charles Raulerson.....T21	71-70-70-68	279	6,720.00	Barry Cheesman.....T46	70-70-73-71	284	2,178.00				
Daniel Chopra.....T24	71-66-75-68	280	5,088.00	Ken Duke.....T46	71-69-72-72	284	2,178.00				

(Q) = Open Qualifier; (S) = Sponsor Exemption

The following players did not finish (C=cut, W=withdrew, D=disqualified)

C—143-D.J. Brigman, Nick Cassini, Kevin Durkin, Jeff Freeman, Edward Fryatt, Sung Man Lee, Blaine McCallister, Rob McMillan, Rick Price, Victor Schwamkrug, Sonny Skinner, Vaughn Taylor, 144-Ty Armstrong, Brandon Askew, Hunter Haas, Kevin Johnson, Craig Lile, George McNeill, Bryce Molder, D.A. Points, Lee Porter, Ted Purdy, Oscar Serna, Joseph Summerhays, Boo Weekley, Tyler Williamson, 145-Emlyn Aubrey, John Elliott, Doug Garwood, Lucas Glover, Terry Hatch, Bradley Hughes, Rob McKelvey, Scott Parel, Scott Petersen, Steve Runge, Mario Tiziani, Mark Walker, Zoran Zorkic, 146-Jim Benepi, Chris Couch, Scott Gump, Casey Martin, Wes Martin, 147-Tommy Biershenk, Jim Empey, Ron Ewing, Steve Ford, Bob Heintz, Doug LaBelle II, Chad Lydiatt, Andrew McLardy, David Ogrin, Matt Peterson, Scott Piercy, Steve Scott, Shane Tait, Jimmy Walker, Chris Zambri, 148-David Branshaw, Mike Reid, Jeff Thomsen, 149-Rob Bradley, Keoke Cotner, Pete Jordan, Jeff Klauk, Anthony Rodriguez, Mike Sullivan, 150-John Adams, Eric Meeks, 151-Paul Dickinson, 152-Graham Delaet (A), David Mathis, 153-Parker McLachlin, Kevin Pendley, Matt Weibring, 154-Michelle Wie (A), 155-Jason Hill, W—72-Trevor Dodds, 76-Todd Rose, 80-Michael Christie, P.J. Cowan, D—74-Eduardo Herrera,

72-Hole Record:

265, Mike Sposa, 1998

18-Hole Record:

61, J.P. Hayes, Woody Austin, 1994

36-Hole Record:

130, J.P. Hayes, Bill Murchison, 1994; Stewart Cink, 1996

54-Hole Record:

196, Rick Cramer, 1996

TOURNAMENT HISTORY

Year	Winner	Score	Runner-up	Score	Location	Par/Yards
BEN HOGAN BOISE OPEN						
1990	Ricky Smallridge#	199	David Hobby Robert Thompson Greg Whisman	202	Hillcrest CC, Boise, ID	71/6,739
1991	Russell Beiersdorf#*	202	Rich Parker	202	Hillcrest CC, Boise, ID	71/6,773
1992	Jaime Gomez#	202	Sean Murphy	203	Hillcrest CC, Boise, ID	71/6,773
NIKE BOISE OPEN						
1993	Tommy Moore#	199	Olin Browne	202	Hillcrest CC, Boise, ID	71/6,773
1994	Keith Fergus#*	198	Bill Murchison	198	Hillcrest CC, Boise, ID	71/6,773
1995	Frank Lickliter#	200	Kevin Burton	201	Hillcrest CC, Boise, ID	71/6,773
1996	Matt Gogel	270	Craig Kanada David Berganio, Jr. Brett Quigley Stewart Cink	271	Hillcrest CC, Boise, ID	71/6,685
1997	Iain Steel	267	Carl Paulson	270	Hillcrest CC, Boise, ID	71/6,885
1998	Mike Sposa	265	Notah Begay III Dennis Paulson	267	Hillcrest CC, Boise, ID	71/6,885
1999	Carl Paulson	266	Joel Edwards Michael Muehr	270	Hillcrest CC, Boise, ID	71/6,885
BUY.COM BOISE OPEN						
2000	Tim Clark	269	Patrick Burke Steve Haskins	275	Hillcrest CC, Boise, ID	71/6,698
2001	Michael Long	270	Tjaart Van der Walt	271	Hillcrest CC, Boise, ID	71/6,698
ALBERTSONS BOISE OPEN						
2002	Jason Gore	273	Emlyn Aubrey Barry Cheesman	275	Hillcrest CC, Boise, ID	71/6,765
2003	Roger Tambellini	267	Tripp Isenhour	273	Hillcrest CC, Boise, ID	71/6,769

Key: * = Playoff # = 54-hole tournament

2003 MARK CHRISTOPHER CHARITY CLASSIC PRESENTED BY ADELPHIA

[25th of 30 official events]



Winner: JAMES OH (Q)
65-66-66-71 268 \$81,000.00

Empire Lakes Golf Club; Rancho Cucamonga, CA
Par: 35-36—71 Yards: 7,017

Purse: \$450,000
September 25-28, 2003

LEADERS: First Round—Jason Dufner, Shane Bertsch and James Oh were at 6-under 65. Todd Gleaton and Joe Ogilvie were one stroke back. **Second Round**—Jess Daley and Oh shared the lead at 11-under 131. Chris Tidland was two back. **Third Round**—Oh, at 16-under, led by one over Daley. Tidland was five off the pace.

CUT: 65 players at 2-under-par 140 from a field of 145 professionals and two amateurs.

PRO-AM: Team: Tom Pernice, Jr., Kyle Thompson, Ken Duke, John Elliott, Jason Bohn, 47, \$360 each

WEATHER: Thursday: Partly cloudy, with a high of 88. Winds W at 10-20 mph. Friday: Mostly sunny, with a high of 89. WWSW at 10-20 mph. Saturday: Patchy early morning fog, otherwise mostly sunny, with a high of 91. Winds S at 5-10 mph. Sunday: Dense fog early resulted in a 1:40 delay to the start of play. Weather became mostly sunny, with a high of 92. Winds S at 5-10 mph.

Won with birdie-4 on third playoff hole

Jess Daley	2	69-62-67-70	268	\$48,600.00
Chris Starkjohann	3	68-67-70-64	269	30,600.00
Danny Briggs	4	69-67-68-67	271	19,800.00
Jason Dufner	4	65-69-71-66	271	19,800.00
Robert Conrad	T6	67-68-70-67	272	15,075.00
Ryuji Imada	T6	69-69-68-66	272	15,075.00
Jimmy Walker	T6	69-70-67-66	272	15,075.00
Daniel Chopra	T9	70-66-67-70	273	12,600.00
Joe Ogilvie	T9	66-70-71-66	273	12,600.00
Ted Purdy	T11	68-71-70-65	274	10,800.00
Chris Tidland	T11	68-65-69-72	274	10,800.00
Jason Bohn	T13	67-73-68-67	275	9,000.00
Ron Skayhan	T13	69-69-68-69	275	9,000.00
Keoke Cotner	T15	68-70-70-68	276	7,200.00
Steve Haskins	T15	69-67-70-70	276	7,200.00
Ryan Howison	T15	67-70-71-68	276	7,200.00
Brad Ott	T15	67-67-69-73	276	7,200.00
Fran Quinn	T15	70-67-72-67	276	7,200.00
Bob Heintz	T20	68-68-68-73	277	5,242.50
Jason Highton (Q)	T20	69-69-73-66	277	5,242.50
Doug LaBelle II	T20	67-68-71-71	277	5,242.50

Bryce Molder	T20	70-66-70-71	277	\$5,242.50
Jaxon Brigman	T24	68-69-69-72	278	3,470.00
Mike Brisky	T24	68-67-74-69	278	3,470.00
Todd Demsey	T24	69-71-68-70	278	3,470.00
Jeff Freeman	T24	69-71-64-74	278	3,470.00
Scott Gump	T24	68-69-70-71	278	3,470.00
Hunter Haas	T24	67-71-70-70	278	3,470.00
Sung Man Lee	T24	68-70-70-70	278	3,470.00
Casey Martin	T24	67-71-67-73	278	3,470.00
Kyle Thompson	T24	72-67-71-68	278	3,470.00
Brad Adamonis (Q)	T33	72-66-73-68	279	2,745.00
Rob McMillan	T33	69-71-68-71	279	2,745.00
Sean Harlingten (Q)	T33	69-69-72-69	279	Amateur
Paul Dickinson	T36	70-66-69-75	280	2,340.00
Todd Gleaton	T36	66-73-69-72	280	2,340.00
John Morse	T36	69-69-66-76	280	2,340.00
Ryan Palmer	T36	69-68-66-77	280	2,340.00
Jeff Quinney	T36	68-68-70-74	280	2,340.00
Tommy Tolles	T36	71-68-73-68	280	2,340.00
Richard Zokol	T36	68-72-69-71	280	2,340.00
John Elliott	T43	67-73-70-71	281	1,752.19
Bob Friend	T43	70-69-70-72	281	1,752.19

Doug Garwood	T43	71-68-71-71	281	\$1,752.19
Eric Meeks	T43	69-70-70-72	281	1,752.19
John Restino	T43	71-68-71-71	281	1,752.19
Matt Weibring	T43	70-70-72-69	281	1,752.19
Sonny Skinner	T43	68-72-67-74	281	1,752.18
Johnson Wagner	T43	69-68-68-76	281	1,752.18
Ken Duke	T51	70-70-70-72	282	1,552.50
Kevin Johnson	T51	70-70-72-70	282	1,552.50
Craig Lile	T51	68-69-73-72	282	1,552.50
Michael Allen	T54	67-72-66-78	283	1,462.50
Chip Beck	T54	71-68-71-73	283	1,462.50
Michael Long	T54	71-67-73-72	283	1,462.50
Todd Rose	T54	71-67-76-69	283	1,462.50
Mark Walker	T54	71-69-72-71	283	1,462.50
Tripp Isenhour	T59	70-70-70-74	284	1,383.75
Wes Short	T59	69-69-72-74	284	1,383.75
Kyle Kovacs61	67-72-73-73	285	1,350.00
Shane Bertsch62	65-72-74-75	286	1,327.50
Chris Zambri63	71-69-75-72	287	1,305.00
Doug Dunakey64	69-70-74-76	289	1,282.50

(Q) = Open Qualifier; (S) = Sponsor Exemption

The following players did not finish (C=cut, W=withdrew, D=disqualified)

C—141—Craig Bowden, Rob Bradley, Barry Cheesman, Russ Cochran, Kevin Durkin, Robert Hamilton, Ryan Hietala, P.H. Horgan III, Chad Lydiatt, Sean Murphy, D.A. Points, Steve Runge, Kelly Sellers, Roger Tambellini, Ken Tanigawa, Omar Uresti, Mark Wurtz, **142**—Ty Armstrong, Geoffrey Dean, Mark Hensby, Bobby Kalinowski, Scott Petersen, Dave Rummells, Jason Schultz, Jerry Smith, Scott Sterling, Boo Weekley, **143**—Rich Barcelo, Paul Claxton, Tim Conley, Jeff Hart, Iain MacDonald (A), Mike Mayer, Pat McGowan, Jin Park, Sam Randolph, Jack Renner, Ron Stelten, Ryan Welborn, **144**—Michael Beard, Eric Bogar, Jeff Gove, Scott Gutschewski, Dave Magdziasz, Scott Parel, Iain Steel, **145**—Ahmad Bateman, Wil Collins, Gundy Jones, Kevin Muncie, Alex Rodger, Mike Sullivan, Shane Tait, **146**—Jon Fiedler, Pete Morgan, Kevin Pendley, Brian Wilson, Alan Zimmerman, **147**—James Blair, Lee Porter, Oscar Serna, Zoran Zorkic, **148**—Vic Wilk, **149**—Joe Acosta, Jr., Rob McKelvey, Mayson Petty, **150**—Jeff Klauk, Steve Scott, **151**—Camilo Benedetti, Edward Fryatt, **152**—Mike Donald, Han Lee, **156**—Paul D'Ambra, Victor Schwamkrug, **158**—Michael Christie, Ron Ewing, **159**—Michael Marcum, **W—71**—Bobby Gage, Billy Judah, **73**—Mike Springer, **D—139**—Vaughn Taylor, **73**—Guy Boros.

72-Hole Record:

267, Brad Elder, 1999; D.A. Points, Rod Pampling, Mark Wurtz, 2001

Current Course 18-Hole Record:

62, Jess Daley, 2003

Tournament 18-Hole Record:

62, Steve Haskins, 1991; Jess Daley 2003

36-Hole Record:

131, Jess Daley, James Oh, 2003

54-Hole Record:

197, Patrick Lee, 1999; James Oh, 2003

TOURNAMENT HISTORY

Year	Winner	Score	Runner-up	Score	Location	Par/Yards
NIKE INLAND EMPIRE OPEN						
1994	Skip Kendall~	197	Emlyn Aubrey	203	Moreno Valley Ranch GC Moreno Valley, CA	72/6,680
1995	Jeff Brehaut~	204	Danny Briggs David Toms	205	Moreno Valley Ranch GC Moreno Valley, CA	72/6,680
1996	Jim Estes	272	Rob Moss	273	Moreno Valley Ranch GC Moreno Valley, CA	72/6,880
1997	Mark Carnevale	274	David Jackson	276	Moreno Valley Ranch GC Moreno Valley, CA	72/6,880
1998	Charles Raulerson	268	Jay Williamson	271	Moreno Valley Ranch GC Moreno Valley, CA	72/6,880
1999	Brad Elder	267	Dick Mast	270	Moreno Valley Ranch GC Moreno Valley, CA	72/6,885
BUY.COM INLAND EMPIRE OPEN						
2000	Scott Petersen	268	Craig Kanada Chris Smith Keith Clearwater Eric Johnson Michael Muehr Lee Porter	272	Empire Lakes GC Rancho Cucamonga, CA	72/6,972
2001	D.A. Points*	267	Rod Pampling Mark Wurtz	267	Empire Lakes GC Rancho Cucamonga, CA	72/6,972
STATE FARM OPEN						
2002	Andy Miller*	272	Doug Garwood John Restino Dave Stockton, Jr.	272	Empire Lakes GC Rancho Cucamonga, CA	72/7,017
MARK CHRISTOPHER CHARITY CLASSIC PRESENTED BY ADELPHIA						
2003	James Oh*	268	Jess Daley	268	Empire Lakes GC, Rancho Cucamonga, CA	72/7,017

Key: ~ = Weather-shortened * = Playoff

2003 MONTEREY PENINSULA CLASSIC

[26th of 30 official events]

GUTSCHEWSKI



Winner: SCOTT GUTSCHEWSKI
68-69-67-72 276 \$81,000.00

Bayonet Golf Course; Seaside, CA
Par: 36-36—72 Yards: 7,117

Purse: \$450,000
October 2-5, 2003

LEADERS: First Round—Fran Quinn and D. A. Points were at 5-under 67. Scott Gutschewski, Ryan Howison, Danny Briggs, Kyle Thompson and Ryuji Imada were one shot back. **Second Round**—Gutschewski and Zoran Zorkic shared the lead at 7-under 137. Thompson was one stroke behind, while Quinn and John Paul Curley two back. **Third Round**—Gutschewski, at 12-under 204, led Joe Ogilvie and Rich Barcelo by four. Danny Briggs was six off the pace.

CUT: 70 players at 3-over-par 147 from a field of 143 professionals and 1 amateur.

PRO-AM: Team: Ricky Barnes, Omar Uresti, Tommy Biershenk, 51, \$416.66 each

WEATHER: Thursday: Cloudy and cool, high of 60, winds WSW 10-20 mph in the afternoon. Friday: Cloudy skies, high of 59, winds W 5-15 mph in the afternoon. Saturday: Cloudy early, then mostly sunny, high of 66, winds W 10-15 mph in the afternoon. Sunday: Sunny and pleasant, high of 73, winds W 5-10 mph in the afternoon.

Michael Allen.....T2	69-74-70-67	280	\$33,600.00	Mark Worthington (Q)T23	73-74-71-70	288	\$4,185.00	James Oh.....T47	73-71-78-70	292	\$1,648.12
Rich Barcelo.....T2	73-69-66-72	280	33,600.00	Shane Bertsch.....T27	71-73-71-74	289	3,195.00	Ty Armstrong.....T51	73-72-76-72	293	1,518.75
Zach Johnson.....T2	69-71-72-68	280	33,600.00	Paul Claxton.....T27	76-71-72-70	289	3,195.00	Craig Bowden.....T51	72-72-76-73	293	1,518.75
Ryuji Imada.....T5	68-73-72-69	282	17,100.00	Franklin Langham.....T27	74-71-71-73	289	3,195.00	D.J. Brigman.....T51	71-72-77-73	293	1,518.75
Joe Ogilvie.....T5	69-73-66-74	282	17,100.00	Kevin Pendley.....T27	72-75-71-71	289	3,195.00	Ryan Howison.....T51	68-72-78-75	293	1,518.75
Wes Short.....7	70-73-69-71	283	15,075.00	Roger Tambellini.....T27	72-71-75-71	289	3,195.00	Chris Starkjohann.....T51	73-73-74-73	293	1,518.75
Chris Couch.....T8	72-74-67-71	284	13,500.00	Vaughn Taylor.....T27	76-70-74-69	289	3,195.00	Roland Thatcher.....T51	70-73-75-75	293	1,518.75
Trevor Dodds.....T8	70-77-68-69	284	13,500.00	Danny Briggs.....T33	68-73-69-80	290	2,565.00	Scott Gump.....T57	75-71-74-74	294	1,428.75
John Paul Curley.....T10	71-68-72-74	285	10,800.00	Jeff Gove.....T33	72-73-74-71	290	2,565.00	George McNeill.....T57	73-72-71-78	294	1,428.75
Andre Stolz.....T10	72-69-72-72	285	10,800.00	Jeff Hart.....T33	74-72-72-72	290	2,565.00	Jason Dufner.....T59	73-74-70-78	295	1,361.25
Boo Weekley.....T10	70-71-73-71	285	10,800.00	Fran Quinn.....T33	67-72-72-79	290	2,565.00	Ken Duke.....T59	76-71-75-73	295	1,361.25
Zoran Zorkic.....T10	69-68-74-74	285	10,800.00	Omar Uresti.....T33	72-73-74-71	290	2,565.00	Mike Reid.....T59	72-75-75-73	295	1,361.25
Jason Bohn.....T14	69-76-69-72	286	7,875.00	Jimmy Walker.....T33	72-69-77-72	290	2,565.00	Mark Wiebe.....T59	76-71-74-74	295	1,361.25
Eduardo Herrera.....T14	74-68-71-73	286	7,875.00	Gary Hallberg.....T39	74-71-69-77	291	1,986.43	Sung Man Lee.....T63	69-72-79-76	296	1,293.75
Casey Martin.....T14	69-77-70-70	286	7,875.00	David Morland IV.....T39	70-74-71-76	291	1,986.43	Ron Skayhan.....T63	72-74-74-76	296	1,293.75
Kyle Thompson.....T14	68-70-76-72	286	7,875.00	Michael Muehr.....T39	70-70-80-71	291	1,986.43	Lucas Glover.....T65	74-70-80-73	297	1,260.00
Scott Dunlap.....T18	73-72-69-73	287	5,868.00	David Ogrin.....T39	71-73-72-75	291	1,986.43	Jeff Freeman.....T66	72-74-74-78	298	1,226.25
John Elliott.....T18	71-73-71-72	287	5,868.00	Bubba Watson.....T39	75-72-72-72	291	1,986.43	Shane Tait.....T66	74-71-78-75	298	1,226.25
Steve Haskins.....T18	70-72-72-73	287	5,868.00	Brian Wilson.....T39	73-71-73-74	291	1,986.43	Charles Warren.....T68	73-72-78-78	301	1,181.25
Blaine McCallister.....T18	74-71-73-69	287	5,868.00	Bob Heintz.....T39	71-73-77-70	291	1,986.42	Brett Wetterich.....T68	72-75-77-77	301	1,181.25
Charles Raulerson.....T18	73-71-67-76	287	5,868.00	Spencer Levin (Q).....T39	74-73-74-70	291	Amateur				
Robert Conrad.....T23	72-71-73-72	288	4,185.00	Craig Lile.....T47	75-71-73-73	292	1,648.13				
Troy Matteson (Q).....T23	75-69-71-73	288	4,185.00	D.A. Points.....T47	67-74-75-76	292	1,648.13				
Boyd Summerhays (Q).....T23	72-73-71-72	288	4,185.00	Stephen Gangluff.....T47	70-71-73-78	292	1,648.12				

(Q) = Open Qualifier; (S) = Sponsor Exemption

The following players did not finish (C=cut, W=withdrew, D=disqualified)

C—148—Ricky Barnes, Ben Bates, Guy Boros, Greg Bruckner, Nick Cassini, Barry Chessman, John Douma, Kevin Durkin, Brad Fabel, Steve Ford, Bob Friend, Jason Higton, Han Lee, Jeev M. Singh, Mike Sullivan, Chris Tidland, Mario Tiziani, Tommy Tolles, Tjaart van der Walt, Johnson Wagner, Matt Weibring, **149**—Doug Garwood, Hunter Haas, Scott Petersen, Steve Runge, Jason Schultz, Sonny Skinner, Mark Wurtz, **150**—Josh Broadaway, Rob McKelvey, Bryce Molder, Todd Rose, Oscar Serna, Jerome Valentin, Bo Van Pelt, Michael Walton, **151**—David Branshaw, Ryan Miller, Brad Ott, Victor Schwamkrug, Chris Zambri, **152**—Rob Bradley, Jimmy Green, Parker McLachlin, Jin S. Park, Rick Price, Ted Purdy, **153**—Tommy Biershenk, Mike Brisky, Aaron Friedman, Jason Hill, Eric Meeks, **154**—Kevin Johnson, Richard Johnson, Doug LaBelle II, Mitch Lowe, Sean Murphy, Lee Porter, Kelly Sellers, **155**—Michael Flynn, Bradley Hughes, Andrew McLardy, **156**—Emlyn Aubrey, Daniel Chopra, Daniel Licursi, Andy Morse, Ryan Palmer, **157**—Michael Christie, Steve Holmes, **159**—Kris Moe, **W—77**—Scott Sterling, **78**—Jess Daley, Todd Demsey, **79**—Keoke Cotner, **D—145**—Jim Rutledge,

72-Hole Record:

276, Scott Gutschewski, 2003

18-Hole Record:

66, Roland Thatcher, 2002; Rich Barcelo, Joe Ogilvie, 2003

36-Hole Record:

137, Scott Gutschewski, Zoran Zorkic, 2003

54-Hole Record:

204, Scott Gutschewski, 2003

TOURNAMENT HISTORY

Year	Winner	Score	Runner-up	Score	Location	Par/Yards
BUY.COM MONTEREY PENINSULA CLASSIC						
2000	Richard Johnson	285	Michael Allen	286	Bayonet GC, Seaside, CA	72/7,094
2001	Chad Campbell	280	Deane Pappas	281	Bayonet GC, Seaside, CA	72/7,117
BANK OF AMERICA MONTEREY PENINSULA CLASSIC						
2002	Roland Thatcher	283	Aaron Baddeley	285	Bayonet GC, Seaside, CA	72/7,117
MONTEREY PENINSULA CLASSIC						
2003	Scott Gutschewski	276	Michael Allen Richard Barcelo Zach Johnson	280	Bayonet GC, Seaside, CA	72/7,117

2003 GILA RIVER GOLF CLASSIC AT WILD HORSE PASS RESORT

[27th of 30 official events]



Purse \$475,000
October 9-12, 2003

Whirlwind Golf Club (Cattail Course); Chandler, AZ
Par: 36-36—72 Yards: 7,240

LEADERS: First Round—Johnson Wagner fired an 8-under-par 64 to lead Ben Bates and Tripp Isenhour by one stroke.
Second Round—Wagner and Brian Wilson moved to 11-under-par 133, one shot in front of Ryuji Imada and Fran Quinn.
Third Round—Tommy Tolles shot a 7-under-par 65 to move to 15-under-par 201, one shot clear of Wilson, John Elliott, Jeff Freeman and Robin Freeman.

CUT: 68 players at 3-under-par 141 from a field of 144 professionals.

PRO-AM: Team: Omar Uresti, 48, \$387.50; Daniel Chopra, 48, \$387.50; Zach Johnson, 48, \$387.50; Jeff Quinney, 48, \$387.50.

WEATHER: Partly cloudy Thursday. High of 91. Winds E 5-15 mph. Play was suspended at 5:15 p.m. due to dangerous lightening in the area with 33 players still on the course. Play resumed at 6:45 a.m. Friday under cloudy skies and occasional showers in the morning. High of 83. Winds variable 5-15 mph. Mostly sunny Saturday and Sunday. High of 95. Winds ESE 5-15 mph.



Winner: LUCAS GLOVER
67-69-67-67 270 \$85,500.00

John Elliott.....T2	66-71-65-69	271	\$35,466.67	Zach Johnson.....T24	70-67-73-69	279	\$3,827.15	Lee Porter.....T44	69-71-72-70	282	\$1,767.68
Tommy Tolles.....T2	70-66-65-70	271	35,466.67	Craig Bowden.....T24	71-66-72-70	279	3,827.14	Boyd Summerhays.....T44	68-69-70-75	282	1,767.68
Robin Freeman.....T2	69-68-65-69	271	35,466.66	Chris Couch.....T24	69-70-71-69	279	3,827.14	Matt Weibring.....T44	68-71-67-76	282	1,767.67
Jason Dufner.....T5	69-72-65-66	272	18,050.00	Todd Demsey.....T24	69-69-68-73	279	3,827.14	Jeff Hart.....T51	72-69-71-71	283	1,579.38
Jeff Freeman.....T5	68-68-66-70	272	18,050.00	Stephen Gangluff.....T24	70-70-68-71	279	3,827.14	Steve Haskins.....T51	70-71-72-70	283	1,579.38
Scott Gutschewski.....T7	69-66-70-68	273	14,804.17	Andrew Tschudin (Q).....T24	68-69-68-74	279	3,827.14	Todd Rose.....T51	73-65-72-73	283	1,579.38
Fran Quinn.....T7	70-64-72-67	273	14,804.17	Bob Heintz.....T31	67-73-68-72	280	2,945.00	Robert Conrad.....T51	69-72-68-74	283	1,579.37
Mark Hensby.....T7	73-66-66-68	273	14,804.16	Doug LaBelle II.....T31	69-70-69-72	280	2,945.00	Brad Fabel.....T51	67-71-71-74	283	1,579.37
Wes Short.....T10	68-67-72-67	274	12,350.00	Jeff Quinney (S).....T31	73-66-70-71	280	2,945.00	Andrew McLardy.....T51	72-69-65-77	283	1,579.37
Tjaart van der Walt.....T10	67-69-68-70	274	12,350.00	Jim Rutledge.....T31	71-69-69-71	280	2,945.00	Casey Martin.....T57	68-73-75-68	284	1,484.38
Ryuji Imada.....T12	68-66-71-70	275	10,450.00	Kyle Thompson.....T31	71-70-68-71	280	2,945.00	Craig A. Spence (Q).....T57	69-72-74-69	284	1,484.37
Scott Sterling.....T12	67-71-67-70	275	10,450.00	Nick Cassini.....T36	69-69-70-73	281	2,327.50	Ben Bates.....T59	65-70-74-76	285	1,425.00
Jeff Gove.....T14	66-70-67-73	276	8,550.00	John Douma (Q).....T36	73-65-72-71	281	2,327.50	Kevin Durkin.....T59	71-67-74-73	285	1,425.00
Eduardo Herrera.....T14	68-68-70-70	276	8,550.00	Nick Jones (Q).....T36	70-69-72-70	281	2,327.50	Eric Meeks.....T59	68-71-73-73	285	1,425.00
Brian Wilson.....T14	67-66-69-74	276	8,550.00	James Oh.....T36	67-72-70-72	281	2,327.50	Victor Schwamkrug.....T62	69-71-71-75	286	1,365.63
Ryan Howison.....T17	69-71-67-70	277	7,125.00	D.A. Points.....T36	70-67-71-73	281	2,327.50	John Morse.....T62	70-71-70-75	286	1,365.62
Brad Ott.....T17	69-70-70-68	277	7,125.00	Shane Tait.....T36	71-70-70-70	281	2,327.50	Tommy Biershenk.....T64	72-69-75-71	287	1,306.25
Mike Sullivan.....T17	69-68-71-69	277	7,125.00	Bubba Watson.....T36	69-67-72-73	281	2,327.50	Guy Boros.....T64	67-73-70-77	287	1,306.25
Ted Purdy.....T20	71-69-74-64	278	5,533.75	Brett Wetterich.....T36	72-69-70-70	281	2,327.50	Johnson Wagner.....T64	64-69-75-79	287	1,306.25
Roland Thatcher.....T20	69-68-73-68	278	5,533.75	Ken Duke.....T44	66-72-73-71	282	1,767.68	Michael Allen.....T67	71-70-73-76	290	1,258.75
Bo Van Pelt.....T20	72-67-68-71	278	5,533.75	Tripp Isenhour.....T44	65-72-75-70	282	1,767.68	Steve Gilley (Q).....T68	72-69-71-80	292	1,235.00
Jimmy Walker.....T20	72-69-68-69	278	5,533.75	Kevin Johnson.....T44	67-70-71-74	282	1,767.68				
Bradley Hughes.....T24	69-70-71-69	279	3,827.15	David Ogrin.....T44	74-67-71-70	282	1,767.68				

(Q) = Open Qualifier; (S) = Sponsor Exemption

The following players did not finish (C=cut, W=withdrew, D=disqualified)

C—142—Rich Barcelo, Jason Bohn, Rob Bradley, Jaxon Brigran, Mike Brisky, John Paul Curley, Kelly Gibson, Joel Kribel, Franklin Langham, Craig Lile, Scott Petersen, Omar Uresti, **143**—David Branshaw, Josh Broadaway, Jess Daley, Scott Dunlap, Doug Garwood, Gary Hallberg, Troy Matteson, Jedd McLuen, David Morland IV, Andy Morse, Kevin Pendley, Rick Price, Mike Reid, Stan Utley, Mark Wiebe, **144**—Danny Briggs, Greg Bruckner, Paul Claxton, Bobby Gage, Jimmy Green, Michael Long, Blaine McCallister, Patrick Moore, Tom Scherrer, Steve Schmeiter, Chris Tidland, Charles Warren, **145**—Andrew Barnes, Hunter Haas, Rob Nelson, Sonny Skinner, Mark Walker, Chris Zambri, **146**—Shane Bertsch, Keoke Cotner, Bob Friend, Rob McKelvey, Mark Worthington, Zoran Zorkic, **147**—Emlyn Aubrey, Steve Ford, Chad Lydiatt, Brett Mathis, George McNeill, Tony Roblik, Anthony Rodriguez, **149**—Sean Murphy, Charles Raulerson, Mark Wurtz, **150**—Trevor Daddis, Andy Walker, **152**—Brad Adamonis, Daniel Chopra, **153**—John Adams, **155**—Michael Christie, Tom Silva, Paul Trittler, **156**—Jon Chaffee, **158**—Steve Runge, **W**—68—Boo Weekley, **76**—Michael Muehr, **77**—Scott Gump, D.J. Brigran, **D**—80—DJ Jones,

TOURNAMENT HISTORY

Year	Winner	Score	Runner-up	Score	Location	Par/Yards
TOURNAMENT OF CHAMPIONS						
2001	Ben Crane*	261	Jason Caron Bo Van Pelt	261	Whirlwind GC (Devil's Claw); Chandler, AZ	71/6,994
GILA RIVER GOLF CLASSIC AT WILD HORSE PASS RESORT						
2002	David Branshaw	262	Aaron Baddeley Charles Raulerson	266	Whirlwind GC (Devil's Claw); Chandler, AZ	71/6,994
2003	Lucas Glover	270	John Elliott Tommy Tolles Robin Freeman	271	Whirlwind GC (Cattail); Chandler, AZ	72/7,240

Key: * = Playoff

72-Hole Record:

261, Ben Crane, Jason Caron, Bo Van Pelt, 2001

Current Course 18-Hole Record:

64, Ted Purdy, Fran Quinn, Johnson Wagner, 2003

Tournament 18-Hole Record

61, David Branshaw, 2002

36-Hole Record:

126, David Branshaw, 2002

54-Hole Record:

190, David Branshaw, 2002

2003 PERMIAN BASIN CHARITY GOLF CLASSIC

[28th of 30 official events]



BRIGMAN



Winner: **D.J. BRIGMAN**

71-68-67-66 272 \$81,000.00

Midland Country Club; Midland, TX
Par: 36-36—72 Yards: 7,354

Purse: \$450,000
October 16-19, 2003

LEADERS: First Round—Rich Barcelo and Pete Jordan shot 6-under-par 66, one shot ahead of Iain Steel. **Second Round**—Mark Hensby shot a 7-under-par 65 to move to 10-under-par 134, one shot clear of Jason Dufner. **Third Round**—Hensby improved to 13-under-par 203 and a one-stroke lead over Sonny Skinner.

CUT: 73 players at 1-under-par 143 from a field of 144 professionals.

PRO-AM: Team: Kevin Durkin, 45, \$500

WEATHER: Sunny and hot Thursday. High of 92. Winds SW 4-10 mph. Sunny, breezy and comfortable Friday. High of 76. Winds NE 5-15 mph. Sunny and warm Saturday and Sunday. High of 86. Winds SSE 5-10 mph.

Jason DufnerT2	69-66-70-68	273	\$33,600.00
Mark HensbyT2	69-65-69-70	273	33,600.00
Jimmy WalkerT2	74-68-64-67	273	33,600.00
Daniel Chopra5	71-69-66-68	274	18,000.00
Wes Short6	70-67-68-70	275	16,200.00
Stephen GangloffT7	73-68-66-69	276	14,025.00
George McNeillT7	72-69-68-67	276	14,025.00
Charles WarrenT7	70-70-67-69	276	14,025.00
Ben BatesT10	72-71-67-67	277	9,975.00
Scott GumpT10	69-70-68-70	277	9,975.00
Ryuji ImadaT10	71-72-67-67	277	9,975.00
Sonny SkinnerT10	69-67-68-73	277	9,975.00
Mark WiebeT10	71-70-68-68	277	9,975.00
Jeremy Wilkinson (Q)T10	71-67-70-69	277	9,975.00
Todd DemseyT16	71-70-70-67	278	6,312.86
Bob HeintzT16	69-72-68-69	278	6,312.86
Ryan HowisonT16	69-71-69-69	278	6,312.86
Kevin JohnsonT16	72-67-71-68	278	6,312.86
Mark WalkerT16	71-69-70-68	278	6,312.86
Jess DaleyT16	68-70-67-73	278	6,312.85
Ryan PalmerT16	68-74-67-69	278	6,312.85
Rich BarceloT23	66-74-71-68	279	3,857.15
Nick CassiniT23	75-66-71-67	279	3,857.15
Doug GarwoodT23	72-70-67-70	279	3,857.14
Steve HaskinsT23	71-69-69-70	279	3,857.14

Sean MurphyT23	68-68-71-72	279	\$3,857.14
Brad OttT23	72-67-72-68	279	3,857.14
Brian WilsonT23	73-67-68-71	279	3,857.14
Guy BorosT30	71-71-70-68	280	2,880.00
David BranshawT30	69-69-75-67	280	2,880.00
Mike StandlyT30	69-72-70-69	280	2,880.00
Roland ThatcherT30	70-73-66-71	280	2,880.00
Tjaart Van der WaltT30	72-70-64-74	280	2,880.00
John Paul CurleyT35	72-70-71-68	281	2,385.00
Blaine McCallisterT35	71-71-69-70	281	2,385.00
David OgrinT35	70-70-69-72	281	2,385.00
James OhT35	70-69-73-69	281	2,385.00
Ted PurdyT35	71-70-72-68	281	2,385.00
Bubba WatsonT35	70-69-69-73	281	2,385.00
Brad FabelT41	75-68-71-68	282	1,838.58
Jim BenepeT41	69-70-69-74	282	1,838.57
Craig BowdenT41	70-72-69-71	282	1,838.57
Bobby GageT41	70-72-71-69	282	1,838.57
Rob McMillanT41	72-69-72-69	282	1,838.57
Patrick MooreT41	69-69-70-74	282	1,838.57
Andy MorseT41	70-69-70-73	282	1,838.57
Hunter HaasT48	71-71-66-75	283	1,563.75
Jim McGovernT48	70-73-69-71	283	1,563.75
John MorseT48	73-66-68-76	283	1,563.75
Craig A. Spence (Q)T48	73-70-70-70	283	1,563.75

Shane TaitT48	73-68-70-72	283	\$1,563.75
Brett WetterichT48	70-73-70-70	283	1,563.75
Jeff FreemanT54	73-70-71-71	285	1,462.50
Jeff KlaukT54	73-68-72-72	285	1,462.50
Michael LongT54	69-73-72-71	285	1,462.50
Keoke CotnerT57	69-74-70-73	286	1,383.75
Kevin DurkinT57	75-67-71-73	286	1,383.75
Pete JordanT57	66-72-78-70	286	1,383.75
Omar UrestiT57	70-72-71-73	286	1,383.75
Rick PriceT61	71-67-74-75	287	1,316.25
John RestinoT61	70-67-70-80	287	1,316.25
Gary HallbergT63	70-71-71-76	288	1,248.75
Han LeeT63	71-68-75-74	288	1,248.75
Casey MartinT63	69-74-73-72	288	1,248.75
Scott PetersenT63	73-70-73-72	288	1,248.75
Chris CouchT67	72-70-71-76	289	1,181.25
Tommy TollesT67	70-72-73-74	289	1,181.25
Michael Christie69	74-69-74-73	290	1,147.50
Lucas Glover70	69-74-78-70	291	1,125.00
Rocky Walcher71	74-67-74-77	292	1,102.50
Anthony Rodriguez72	72-69-73-80	294	1,080.00
Victor Schwamkrug73	70-73-73-80	296	1,057.50

(Q) = Open Qualifier; (S) = Sponsor Exemption

The following players did not finish (C=cut, W=withdrew, D=disqualified)

C— 144-Michael Allen, Tommy Biershenk, Jaxon Brigman, Eduardo Herrera, Vince Jewell, Brian Kamm, Franklin Langham, Craig Lile, Andrew McLardy, Eric Meeks, Fran Quinn, Tag Ridings, Andy Sanders, Chris Zambri, 145-Danny Briggs, Casey DeVoll, Michael Flynn, Kelly Gibson, Chris Starkjohann, Johnson Wagner, Matt Weibring, 146-Shane Bertsch, Mike Brisky, Paul Claxton, Scott Dunlap, John Elliott, Steve Ford, Lee Rhind, Zoran Zorkic, 147-Ty Armstrong, Eric Bogar, Matt Brost, Scott Gutschewski, Will Moore, David Morland IV, Iain Steel, Mike Sullivan, Mike Tschetter, 148-Rob Bradley, Charles Raulerson, Roger Tambellini, Chris Tidland, 149-Terry Hatch, Sung Man Lee, Adam Robinson, Oscar Serna, 150-John Adams, Barry Cheesman, Paul Danielson, Kevin Muncrief, 151-Jimmy Green, Todd Rossetti, Ken Tanigawa, Tyler Williamson, 152-Bryce Fisher, Bob Friend, Ryan Hanratty, Edward Loar, Jason Schultz, 153-Scott Sterling, 156-Cody Freeman, Todd Rose, Steve Runge, 158-Randall Strickland, 159-Shaun McDonald, 161-Jason Hill, **W—** 79-Josh Broadway, Chad Lydiatt, 80-Robin Freeman, **D—** 81-Ryan Hietala, Christian Pena,

72-Hole Record:

264, Chad Campbell, 2001

Tournament and Current Course 18-Hole Record:

63, Jim McGovern, 2002

36-Hole Record:

128, Kevin Johnson, 2000

54-Hole Record:

195, Chad Campbell, 2001

TOURNAMENT HISTORY

Year	Winner	Score	Runner-up	Score	Location	Par/Yards
BEN HOGAN PERMIAN BASIN OPEN						
1992	Taylor Smith#	204	Pete Jordan Andrew Morse	205	Club at Mission Dorado, Odessa, TX	72/7,135
NIKE PERMIAN BASIN OPEN						
1993	Franklin Langham#*	202	Doug Martin	202	Club at Mission Dorado, Odessa, TX	72/7,135
1994	Bruce Vaughan	269	Gary Rusnak Bob Wolcott	273	Club at Mission Dorado, Odessa, TX	72/7,135
1995	Hugh Royer III	275	Paul Claxton Frank Conner Kawika Cotner Franklin Langham Dave Miley Chris Smith Phil Tataurangi	276	Club at Mission Dorado, Odessa, TX	72/7,135
1996	Michael Christie	270	Anthony Rodriguez	272	Club at Mission Dorado, Odessa, TX	72/7,135
1997	Paul Gow	267	Steve Lamontagne	269	Club at Mission Dorado, Odessa, TX	72/7,135
1998	Stiles Mitchell*	276	Woody Austin Jeff Barlow	276	Club at Mission Dorado, Odessa, TX	72/7,135
1999	David Berganio, Jr.	269	Paul Gow Dicky Thompson	271	Club at Mission Dorado, Odessa, TX	72/7,221
BUY.COM PERMIAN BASIN OPEN						
2000	Kevin Johnson	268	Mark Hensby	271	Club at Mission Dorado, Odessa, TX	72/7,221
2001	Chad Campbell	264	Todd Fischer	268	Club at Mission Dorado, Odessa, TX	72/7,229
PERMIAN BASIN OPEN						
2002	Tag Ridings*	272	Mark Hensby	272	Midland CC Midland, TX	72/7,354
PERMIAN BASIN CHARITY GOLF CLASSIC						
2003	D.J. Brigman	272	Jason Dufner Mark Hensby Jimmy Walker	273	Midland CC Midland, TX	72/7,354

Key: * = Playoff # = 54-hole tournament

2003 MICCOSUKEE CHAMPIONSHIP

[29th of 30 official events]



BOWDEN



Winner: CRAIG BOWDEN

69-65-65-71 270 \$90,000.00

MiccOSukee Golf and Country Club; Miami, FL
Par: 36-35—71 Yards: 7,200

Purse: \$500,000
October 23-26, 2003

LEADERS: First Round—Mark Hensby and Grant Waite shared the lead at 7-under 64. Ben Bates and Paul Claxton were one shot back. **Second Round**—Claxton, at 11-under 131, led by one over Hensby and Waite. Jason Dufner was two behind. **Third Round**—Craig Bowden, at 14-under 199, led by three over Roger Tambellini. Kelly Gibson was four back. Seven others were five off the pace.

CUT: 61 players at 3-under-par 139 from a field of 143 professionals and 1 amateur.

PRO-AM: Team: Paul Claxton, Omar Uresti, 53, \$450 each.

WEATHER: Thursday: Mostly sunny and warm. High of 85. Winds NW 6-12 mph. Friday: Partly sunny and warm with a strong breeze. High of 87. Winds ENE 12-18 mph. Saturday: Variably cloudy with intermittent showers/sprinkles. High of 87. Winds E 12-24 mph. Sunday: Partly sunny and humid. High of 87. Winds ESE 12-24 mph.

Chris Couch2	71-67-68-65	271	\$54,000.00
Ryan PalmerT3	70-68-66-68	272	29,000.00
Bo Van PeltT3	68-68-70-66	272	29,000.00
Jason DufnerT5	71-62-71-69	273	19,000.00
Dave Schreyer (Q)T5	70-69-67-67	273	19,000.00
Kelly GibsonT7	68-67-68-71	274	15,062.50
Blaine McCallisterT7	73-63-70-68	274	15,062.50
Ted PurdyT7	67-69-71-67	274	15,062.50
Jason SchultzT7	72-67-70-65	274	15,062.50
Barry CheesmanT11	71-66-68-70	275	11,500.00
Paul ClaxtonT11	65-66-73-71	275	11,500.00
Jeff FreemanT11	68-70-69-68	275	11,500.00
Bob HeintzT14	70-68-70-68	276	8,250.00
Mark HensbyT14	64-68-72-72	276	8,250.00
Jeff KlaukT14	67-72-69-68	276	8,250.00
Jim McGovern (Q)T14	68-68-72-68	276	8,250.00
Roger TambelliniT14	69-66-67-74	276	8,250.00
Brett WetterichT14	67-67-70-72	276	8,250.00
Bradley HughesT20	70-68-72-67	277	6,033.34
Jason BohnT20	70-67-69-71	277	6,033.33
Scott SterlingT20	67-67-73-70	277	6,033.33

Keoke CotnerT23	70-67-73-68	278	\$4,400.00
Jess DaleyT23	67-68-70-73	278	4,400.00
Chris StarkjohannT23	71-68-65-74	278	4,400.00
Grant WaiteT23	64-68-72-74	278	4,400.00
Willie WoodT23	70-66-71-71	278	4,400.00
Mark WurtzT23	69-69-72-68	278	4,400.00
Rich BarceloT29	68-66-75-70	279	3,320.00
Shane BertschT29	70-66-71-72	279	3,320.00
Erik Compton (S)T29	66-71-71-71	279	3,320.00
Steve PateT29	69-69-72-69	279	3,320.00
Omar UrestiT29	69-68-71-71	279	3,320.00
Pete Jordan (Q)T34	68-68-70-74	280	2,900.00
Steve LeBrun (Q)T34	69-69-71-71	280	2,900.00
Roland ThatcherT34	70-69-69-72	280	2,900.00
Jaxon BrigmanT37	70-69-73-69	281	2,400.00
Daniel ChopraT37	69-67-72-73	281	2,400.00
Robin FreemanT37	69-70-72-70	281	2,400.00
Jeff GoveT37	70-67-77-67	281	2,400.00
Scott GumpT37	69-66-73-73	281	2,400.00
Craig LileT37	71-67-75-68	281	2,400.00
Charles RaulersonT37	69-69-74-69	281	2,400.00

Ben BatesT44	65-71-77-69	282	\$1,900.00
Nick CassiniT44	68-68-71-75	282	1,900.00
Brad FabelT44	71-68-70-73	282	1,900.00
Brad OttT44	67-72-69-74	282	1,900.00
Andre StolzT44	67-68-78-69	282	1,900.00
Russ Cochran49	66-73-74-70	283	1,775.00
Trevor DoddsT50	69-69-74-72	284	1,725.00
Jimmy GreenT50	68-70-75-71	284	1,725.00
Oliver Wilson (Q)T50	67-68-71-78	284	1,725.00
Todd DemseyT53	68-71-71-75	285	1,650.00
Hunter HaasT53	68-70-72-75	285	1,650.00
James OhT53	69-69-76-71	285	1,650.00
Tripp IsenhourT56	69-70-71-76	286	1,587.50
Andrew McLardyT56	68-68-73-77	286	1,587.50
Michael AllenT58	70-69-74-75	288	1,537.50
Fran QuinnT58	68-70-72-78	288	1,537.50
Steve Runge60	72-66-78-78	294	1,500.00

(Q) = Open Qualifier; (S) = Sponsor Exemption

The following players did not finish (C=cut, W=withdrew, D=disqualified)

C—140—Jim Benepe, Danny Briggs, D.J. Brigman, Bobby Gage, Stephen Gangluff, Wes Short, Mike Standly, Tommy Tolles, Mark Wiebe, **141**—Brad Adamonis, David Branshaw, Scott Gutschewski, Steve Haskins, Kevin Johnson, Brian Kamm, Sean Murphy, Rick Price, Mike Reid, Kelly Sellers, Rocky Walcher, Zoran Zorkic, **142**—Scott Dunlap, John Elliott, Han Lee, Michael Long, Alan Morin, Kevin Pendley, Larry Rinker, Vaughn Taylor, **143**—P.J. Cowan, Ken Duke, Ryuji Imada, Franklin Langham, David Morland IV, Sonny Skinner, Iain Steel, Mike Sullivan, Kyle Thompson, Tjaart Van der Walt, **144**—Eduardo Herrera, Craig Kanada, Brad Klapprott, Rob McKelvey, Michael Muehr, Charles Warren, Boo Weekley, **145**—Tommy Biershenk, Rob Bradley, Doug LaBelle II, Scott Petersen, D.A. Points, Shane Tait, Johnson Wagner, **146**—Ty Armstrong, Mike Donald, James Fitzpatrick, Ryan Howison, Brian Wilson, **147**—Emlyn Aubrey, Frank Dobbs, George McNeill, Jimmy Walker, Bubba Watson, **148**—Steve Ford, Bob Friend, Tyler Williamson, **149**—Eric Meeks, Chris Patton, Lee Porter, **150**—Don Donatello, Chris Zambri, **151**—John Paul Curley, **152**—Eric Barlow, Jon McLean (A), Oscar Serna, **155**—Ken Martin, **158**—Kevin Hoffer, **W—139**—Tom Scherrer, 70—Michael Christie, 71—Lucas Glover, 79—Andy Morse, —Paul Dickinson, **D—75**—Terry Hatch, 77—Guy Boros,

72-Hole Record:

270, Craig Bowden, 2003

18-Hole Record:

62, Jason Dufner, 2003

36-Hole Record:

131, Paul Claxton, 2003

54-Hole Record:

199, Craig Bowden, 2003

TOURNAMENT HISTORY

Year	Winner	Score	Runner-up	Score	Location	Par/Yards
2003	Craig Bowden	270	Chris Couch	271	MiccOSukee G&CC, Miami FL	71/7,200

2003 NATIONWIDE TOUR CHAMPIONSHIP PRESENTED BY U.S. FOODSERVICE

[30th of 30 official events]



COUCH



Winner: CHRIS COUCH

66-67-65-72 270 \$112,500.00

Robert Trent Jones Golf Trail at Capitol Hill (Senator); Prattville, AL
Par: 36-36—72 Yards: 7,661

Purse: \$625,000
October 30-November 2, 2003

LEADERS: First Round—Zach Johnson, at 7-under 65, led by one over D.J. Brigman, Chris Couch, Jason Dufner and Bo Van Pelt. **Second Round**—Ken Duke and Couch shared the lead at 11-under 133. Brigman was one back, with Chris Tidland and Doug LaBelle two off the lead. **Third Round**—Couch was at 18-under 198. He led by four over Tjaart Van der Walt. Duke was five back.

CUT: There was no cut. 54 professionals completed 72 holes.

PRO-AM: Team: Monday — Scott Gump, John Elliott, Jeff Freeman, 51, \$333.33 each. Tuesday — Joe Ogilvie, 49, \$400.

WEATHER: Thursday: Sunny and warm, breeze at times. High of 83. Winds ESE 8-14 mph. Friday: Mostly sunny and warm. High of 81. Winds ENE 6-12 mph. Saturday: Mostly sunny and warm. High of 83. Winds NE 4-8 mph. Sunday: Sunny and warm. High of 85. Winds becoming NE 4-8 mph.

D.J. Brigman.....2	66-68-71-68	273	\$67,500.00	Doug LaBelle II.....T20	69-66-72-77	284	\$7,583.33	D.A. Points.....T39	73-72-69-77	291	\$3,312.50
Zach Johnson.....3	65-72-69-68	274	42,500.00	Jimmy Walker.....T20	70-70-68-76	284	7,583.33	Joe Ogilvie.....41	72-70-71-79	292	3,125.00
Ken Duke.....4	67-66-70-72	275	30,000.00	David Branshaw.....T23	72-69-73-71	285	6,281.25	Ryuji Imada.....T42	70-76-75-72	293	2,937.50
Jason Bohn.....T5	73-68-65-70	276	23,750.00	Bobby Gage.....T23	70-69-73-73	285	6,281.25	Kevin Johnson.....T42	75-71-75-72	293	2,937.50
Bo Van Pelt.....T5	66-70-74-66	276	23,750.00	Blaine McCallister.....T23	71-71-69-74	285	6,281.25	Vaughn Taylor.....44	76-73-73-72	294	2,750.00
Jess Daley.....7	68-69-70-70	277	20,937.50	David Morland IV.....T23	72-69-71-73	285	6,281.25	Bob Heintz.....T45	77-73-71-74	295	2,520.84
Jeff Freeman.....T8	71-68-72-67	278	17,500.00	Charles Warren.....27	69-72-72-73	286	5,625.00	Rich Barcelo.....T45	75-80-65-75	295	2,520.83
Mark Hensby.....T8	73-69-67-69	278	17,500.00	Paul Claxton.....T28	72-74-71-70	287	5,015.63	Scott Sterling.....T45	70-76-74-75	295	2,520.83
Wes Short.....T8	70-68-67-73	278	17,500.00	Roland Thatcher.....T28	67-74-75-71	287	5,015.63	Tripp Isenhour.....48	71-74-77-75	297	2,375.00
Chris Tidland.....T8	71-64-71-72	278	17,500.00	Guy Boros.....T28	72-72-68-75	287	5,015.62	Tom Carter.....T49	70-74-79-76	299	2,281.25
Jason Dufner.....T12	66-70-72-71	279	12,656.25	Craig Lile.....T28	68-73-72-74	287	5,015.62	Brett Wetterich.....T49	72-72-80-75	299	2,281.25
Jeff Klauk.....T12	71-70-69-69	279	12,656.25	Craig Bowden.....T32	72-76-70-70	288	4,312.50	Ted Purdy.....T51	73-74-76-78	301	2,156.25
Tommy Tolles.....T12	71-72-65-71	279	12,656.25	Hunter Haas.....T32	73-74-68-73	288	4,312.50	Kyle Thompson.....T51	75-73-78-75	301	2,156.25
Tjaart Van der Walt.....T12	67-70-65-77	279	12,656.25	Omar Uresti.....T32	74-68-71-75	288	4,312.50	Michael Long.....T53	77-79-72-74	302	2,078.13
Scott Gutschewski.....16	70-69-73-68	280	10,625.00	John Elliott.....35	73-73-73-70	289	3,937.50	Lucas Glover.....T53	73-76-77-76	302	2,078.12
Daniel Chopra.....T17	68-71-67-76	282	9,375.00	Michael Allen.....T36	69-74-76-71	290	3,625.00				
Andre Stolz.....T17	69-71-69-73	282	9,375.00	Todd Demsey.....T36	73-74-76-67	290	3,625.00				
Roger Tambellini.....T17	68-72-71-71	282	9,375.00	James Oh.....T36	72-74-72-72	290	3,625.00				
Ryan Palmer.....T20	76-70-68-70	284	7,583.34	Scott Gump.....T39	69-74-74-74	291	3,312.50				

(Q) = Open Qualifier; (S) = Sponsor Exemption

The following player did not finish (W=withdrew)
W—149—Steve Haskins

72-Hole Record:

270, Chris Couch, 2003

Tournament and Current Course 18-Hole Record:

63, Jay Delsing, 2002

36-Hole Record:

133, Ken Duke, Chris Couch, 2003

54-Hole Record:

198, Chris Couch, 2003

TOURNAMENT HISTORY

Year	Winner	Score	Runner-up	Score	Location	Par/Yards
NIKE TOUR CHAMPIONSHIP						
1993	David Duval	277	Danny Briggs	278	Pumpkin Ridge GC, Cornelius, OR	72/6,839
1994	Mike Schuchart	277	Emlyn Aubrey Jeff Cook Lee Rinker	278	Pumpkin Ridge GC, Cornelius, OR	72/6,839
1995	Allen Doyle*	283	John Maginnes	283	Settindown Creek GC, Roswell, GA	72/7,024
1996	Stewart Cink	281	David Berganio, Jr.	285	Settindown Creek GC, Roswell, GA	72/7,024
1997	Steve Flesch	278	Chris Smith	282	Grand National GC, Opelika, AL	72/7,169
1998	Bob Burns	283	Jeff Gove	286	Magnolia Grove Crossings Course, Mobile, AL	72/7,154
1999	Bob Heintz*	283	Marco Dawson	283	Highland Oaks GC, Dothan, AL	72/7,407
BUY.COM TOUR CHAMPIONSHIP						
2000	Spike McRoy	272	Briny Baird	277	Highland Oaks GC, Dothan, AL	72/7,407
2001	Pat Bates	284	Tom Carter Brenden Pappas	287	The Senator Course, Prattville, AL	72/7,656
2002	Patrick Moore~	206	Steven Alker Mike Heinen Jeff Klauk	208	The Senator Course, Prattville, AL	72/7,685
NATIONWIDE TOUR CHAMPIONSHIP						
2003	Chris Couch	270	D.J. Brigman	273	The Senator Course, Prattville, AL	72/7,661

Key: * = Playoff ~ = Weather-shortened

2003 PGA TOUR QUALIFYING TOURNAMENT

[Unofficial event]



GRONBERG



Winner: MATHIAS GRONBERG

67-69-67-71-70-68 412 \$50,000

Orange County National Golf Center; Winter Garden, FL
Crooked Cat Course Par: 36-36—72 Yards: 7,460
Panther Lake Course Par: 36-36—72 Yards: 7,357

Purse: \$1,142,550
December 3-8, 2003

Approximately 1,200 applications were received. Thirteen first- and six second-stage regionals were held to reduce the field. A total of 170 players competed in the final qualifying stage, which consisted of six rounds with no cut.

The top 30 players and ties (a total of 34) received PGA TOUR cards for 2004. The next 47 finishers earned fully exempt Nationwide Tour cards for 2004, and the remainder of the field received conditional Nationwide Tour status.

Danny Ellis2	71-69-65-72-66-71	414	\$40,000.00	Ken DukeT12	70-71-66-75-69-70	421	\$25,000.00	Steve PateT21	71-74-72-70-68-68	423	\$25,000.00
Michael Allen.....3	71-71-65-70-69-69	415	35,000.00	Dan Olsen.....T12	74-68-66-69-67-77	421	25,000.00	Roger Tambellini.....T21	72-72-68-71-67-73	423	25,000.00
David Branshaw.....T4	69-70-67-73-70-68	417	28,750.00	Tjaart Van der Walt.....T12	73-70-70-71-68-69	421	25,000.00	Trevor DoddsT26	70-72-69-70-72-71	424	25,000.00
John RieggerT4	73-68-66-70-71-69	417	28,750.00	Russ Cochran.....T16	74-67-68-72-72-69	422	25,000.00	Boyd Summerhays.....T26	73-72-67-72-67-73	424	25,000.00
Daniel Chopra.....6	67-71-65-75-73-68	419	25,000.00	Todd Hamilton.....T16	69-70-66-74-74-69	422	25,000.00	Danny BriggsT28	67-70-67-77-72-72	425	25,000.00
Arjun AtwalT7	74-69-68-70-70-69	420	25,000.00	Brian Kortan.....T16	70-72-69-71-70-70	422	25,000.00	Jay Delsing.....T28	70-70-69-76-71-69	425	25,000.00
Kris CoxT7	68-73-64-75-72-68	420	25,000.00	Hunter Mahan.....T16	71-71-71-73-67-69	422	25,000.00	Brian GayT28	74-68-67-75-73-68	425	25,000.00
John Maginnes.....T7	73-70-69-70-68-70	420	25,000.00	Kevin Muncrief.....T16	74-73-68-68-72-67	422	25,000.00	Hirofumi Miyase.....T28	75-68-71-73-67-71	425	25,000.00
Wes ShortT7	70-69-69-73-69-70	420	25,000.00	Rich Barcelo.....T21	72-72-67-74-69-69	423	25,000.00	Deane Pappas.....T28	74-68-71-72-71-69	425	25,000.00
Omar Uresti.....T7	70-71-63-79-73-64	420	25,000.00	Scott Hend.....T21	70-69-69-71-72-72	423	25,000.00	Roland Thatcher.....T28	73-70-68-75-69-70	425	25,000.00
Brian Bateman.....T12	68-72-67-75-70-69	421	25,000.00	Kevin Na.....T21	70-67-70-74-70-72	423	25,000.00	Grant WaiteT28	70-74-66-74-70-71	425	25,000.00

The following 47 players earned fully exempt 2004 Nationwide Tour status as the next number of finishers nearest 50 after the Qualifying Tournament graduates:

Robert GarrigusT35	70-72-70-73-74-67	426	5,000.00	Jeremy Wilkinson.....T44	70-74-68-71-76-69	428	5,000.00	Dave Cunningham.....T65	71-75-69-75-71-70	431	5,000.00
Brian Henninger.....T35	74-67-73-72-75-65	426	5,000.00	Gavin ColesT52	69-71-73-77-72-67	429	5,000.00	Bradley Hughes.....T65	68-69-71-74-74-75	431	5,000.00
Wook-Soon Kang.....T35	71-71-69-77-69-69	426	5,000.00	Patrick Damron.....T52	70-72-70-75-73-69	429	5,000.00	Chris Anderson.....T69	75-73-69-72-71-72	432	5,000.00
Kenichi Kuboya.....T35	70-69-72-69-69-73	426	5,000.00	Jason EnloeT52	69-74-70-77-69-70	429	5,000.00	Todd Demsey.....T69	70-73-71-74-74-70	432	5,000.00
Dennis Paulson.....T35	74-68-67-72-75-70	426	5,000.00	Tom GillisT52	72-71-71-74-71-70	429	5,000.00	Bill Lunde.....T69	72-69-72-79-71-69	432	5,000.00
Greg Chalmers.....T40	78-72-73-70-69-65	427	5,000.00	Mathew Goggin.....T52	74-76-74-71-67-67	429	5,000.00	Carl Paulson.....T69	72-71-67-80-72-70	432	5,000.00
Jimmy Walker.....T40	75-73-70-71-70-68	427	5,000.00	Han LeeT52	76-72-70-71-69-71	429	5,000.00	Mark Wilson.....T69	74-73-68-72-73-72	432	5,000.00
Boo Weekley.....T40	75-69-72-73-68-70	427	5,000.00	Jon MillsT52	69-68-70-78-73-71	429	5,000.00	John Elliott.....T74	75-68-70-72-76-72	433	5,000.00
Mark Wurtz.....T40	76-69-72-73-68-69	427	5,000.00	Jody Bellflower.....T59	74-74-70-72-71-69	430	5,000.00	Jeff Freeman.....T74	69-68-74-78-71-73	433	5,000.00
Olin Browne.....T44	69-70-69-72-71-77	428	5,000.00	Justin Bolli.....T59	72-75-69-71-72-71	430	5,000.00	Doug Garwood.....T74	70-70-72-80-70-71	433	5,000.00
Brad Bryant.....T44	71-72-71-73-71-70	428	5,000.00	Kelly Gibson.....T59	74-68-68-79-72-69	430	5,000.00	Rafael Gomez.....T74	74-71-71-78-68-71	433	5,000.00
Scott Gutschewski.....T44	78-67-71-74-69-69	428	5,000.00	D.A. Points.....T59	76-70-65-72-76-71	430	5,000.00	Troy Matteson.....T74	73-72-70-77-71-70	433	5,000.00
Ryan Hietala.....T44	73-75-72-71-69-68	428	5,000.00	Rick Price.....T59	72-70-68-72-74-74	430	5,000.00	Scott Petersen.....T74	72-73-72-75-71-70	433	5,000.00
Jim Rutledge.....T44	69-73-70-72-73-71	428	5,000.00	Kyle Thompson.....T59	72-73-68-72-71-74	430	5,000.00	Ted Potter, Jr.....T74	76-70-68-70-74-75	433	5,000.00
D.J. Trahan.....T44	70-71-69-76-67-75	428	5,000.00	Ryan Armour.....T65	75-73-73-70-73-67	431	5,000.00	Vance Veazey.....T74	70-74-74-75-71-69	433	5,000.00
Charles Warren.....T44	69-74-65-78-71-71	428	5,000.00	Tony Carolan.....T65	71-72-73-71-73-71	431	5,000.00				

The following players are non-exempt members of the 2004 Nationwide Tour:

Shane BertschT82	71-70-74-80-71-68	434	Nick WatneyT104	71-74-70-79-74-69	437	Greg Kraft.....T136	73-74-75-74-74-73	443
Greg Bruckner.....T82	77-65-72-78-70-72	434	Dave Christensen.....T111	74-70-70-78-74-72	438	Steve LeBrun.....T136	73-74-70-79-72-75	443
Chris Downes.....T82	71-70-72-76-73-72	434	Jeff Gallagher.....T111	74-72-71-75-76-70	438	Warren Schutte.....T136	77-70-71-77-71-77	443
James Driscoll.....T82	72-71-76-76-71-68	434	Michael Harris.....T111	75-72-72-74-74-71	438	Matt Sharkey.....T136	70-71-75-79-72-76	443
Donnie Hammond.....T82	73-75-70-75-71-70	434	John E. Morgan.....T111	76-73-69-76-72-72	438	Keith Huber.....T142	72-71-74-77-75-75	444
Per-Ulrik Johansson.....T82	70-74-68-78-73-71	434	Perry Moss.....T111	71-72-70-75-75-75	438	Ted Tryba.....T142	74-71-75-78-77-69	444
Bob Sowards.....T82	73-71-70-78-71-71	434	Matt Bettencourt.....T116	74-68-76-72-79-70	439	Michael Beard.....T144	77-73-75-73-76-71	445
Paul Claxton.....T89	71-74-69-80-71-70	435	Barry Cheesman.....T116	72-72-77-73-73-72	439	Scott Harrington.....T144	72-75-73-75-74-76	445
Hunter Haas.....T89	75-70-68-76-74-72	435	Andy Doeden.....T116	74-75-74-75-71-70	439	Matt Jones.....T144	80-75-70-77-74-69	445
Thomas Levet.....T89	72-67-72-79-73-72	435	Craig Lile.....T116	74-70-70-80-73-72	439	Jeff Mixon.....T144	73-70-78-79-71-74	445
Michael Long.....T89	72-71-74-71-74-73	435	Chris Tidland.....T116	77-73-72-78-70-69	439	Jake Reeves.....T144	79-74-70-75-74-73	445
Yusaku Miyazato.....T89	79-71-70-74-74-67	435	Paul Curry.....T121	72-73-73-72-76-74	440	Kenneth Staton.....T144	72-76-73-76-76-72	445
Bryant Odom.....T89	78-77-66-71-72-71	435	Richard Massey.....T121	71-71-70-77-78-73	440	John Klauk.....T150	75-75-78-76-71-71	446
Dicky Pride.....T89	72-73-74-76-68-72	435	Mike Standly.....T121	72-79-69-71-77-72	440	Robin Byrd.....T151	80-73-76-76-73-73	447
Steven Alker.....T96	71-74-70-75-72-74	436	David Sutherland.....T121	71-74-78-74-73-70	440	Byron Schlagenhaut.....T151	77-74-72-75-74-75	447
Ahmad Bateman.....T96	75-72-69-77-73-70	436	Ryan Gioffre.....T125	70-76-71-76-71-77	441	Rodney Butcher.....T153	81-69-74-74-74-76	448
Bart Bryant.....T96	78-68-75-79-68-68	436	Chris Sessler.....T125	73-73-71-78-73-73	441	Brian Kamm.....T153	77-73-69-80-70-79	448
Jim Carter.....T96	70-70-71-81-76-68	436	Sonny Skinner.....T125	75-72-73-76-73-72	441	Doug Barron.....T155	79-69-72-76-79-74	449
Rob McKelvey.....T96	73-74-73-71-75-70	436	Brad Adamonis.....T128	71-78-73-80-69-71	442	Ryan Gildersleeve.....T155	77-71-71-79-78-73	449
Dave Rummells.....T96	77-71-74-73-71-70	436	Aaron Barber.....T128	71-72-67-80-73-79	442	John Connelly.....T157	78-72-73-75-78-75	451
Brent Schwarzrock.....T96	73-72-67-78-76-70	436	Mike Grob.....T128	76-71-71-81-69-74	442	Nathan Green.....T157	73-77-76-77-74-74	451
Brett Wetterich.....T96	71-72-70-75-75-73	436	Thongchai Jaidee.....T128	74-73-74-81-72-68	442	Mike Perez.....T159	72-72-73-82-77-76	452
Keoke Cotner.....T104	78-70-70-77-70-72	437	Jeff Klauk.....T128	72-73-77-76-76-68	442	Lee Porter.....T159	71-71-72-82-77-79	452
Richie Coughlan.....T104	73-74-71-72-73-74	437	Doug LaBelle II.....T128	75-73-72-78-72-72	442	Bryan Decorso.....T161	71-72-72-75-79-84	453
Paul Gow.....T104	72-72-69-78-76-70	437	Brian McCann.....T128	75-74-74-75-74-70	442	Brendon de Jonge.....T162	77-75-78-78-78-70	456
Bobby Kalinowski.....T104	79-68-72-75-73-70	437	Chris Zambri.....T128	77-76-69-74-75-71	442	Brian Rowell.....T163	78-74-77-86-74-76	465
Jeff Street.....T104	76-76-67-74-71-73	437	Dan Buchner.....T136	76-69-74-75-74-75	443	Tomohiro Watanabe.....T163	82-79-75-77-80-72	465
Johnson Wagner.....T104	74-73-71-75-72-72	437	Brian Guetz.....T136	71-77-71-77-73-74	443			

The following players did not finish (W=withdrew)

W—Bobby Gage, 154—Garrett Willis, 230—Steve Hart, 224—David Morland IV, 298—Mike Heinen, 370—Scott Sterling.

PGA TOUR QUALIFYING TOURNAMENT



TOURNAMENT HISTORY

Year	Medalist	Cards Granted	Applicants	Final Field	Format	Location
PGA TOUR QUALIFYING TOURNAMENT						
1965	John Schlee	17	49	49	144 holes	PGA National GC, Palm Beach Gardens, FL
1966	Harry Toscano	32	99	99	144 holes	PGA National GC, Palm Beach Gardens, FL
1967	Bobby Cole	30	111	111	144 holes	PGA National GC, Palm Beach Gardens, FL
1968 (Spring)	Bob Dickson	15	81	81	144 holes	PGA National GC, Palm Beach Gardens, FL
1968 (Fall)	Grier Jones	30	79	79	144 holes	PGA National GC, Palm Beach Gardens, FL
1969 (Spring)	Bob Eastwood	15	91	91	144 holes	PGA National GC, Palm Beach Gardens, FL
1969 (Fall)	Doug Olson	12	182	48	144 holes	PGA National GC, Palm Beach Gardens, FL
1970	Robert Barbarossa	18	250	60	72 holes, after nine 54-hole District Qualifiers	Tucson CC, Tucson, AZ
1971	Bob Zender	23	357	75	108 holes, after three 72-hole Regional Qualifiers	PGA National GC, Palm Beach Gardens, FL
1972	Larry Stubblefield/ John Adams	25	468	81	108 holes, after three 72-hole Regional Qualifiers	Silverado CC, Napa, CA
1973	Ben Crenshaw	23	373	78	144 holes, after three 72-hole Regional Qualifiers	Perdido Bay CC, Pensacola, FL
1974	Fuzzy Zoeller	19	447	78	144 holes, after three 72-hole Regional Qualifiers	Dunes GC, N. Myrtle Beach, SC Silverado CC, Napa CA Canyon CC, Palm Springs, CA
1975 (Spring)	Joey Dills	13	233	233	108 holes	Bay Tree Plantation, N. Myrtle Beach, SC
1975 (Fall)	Jerry Pate	25	380	380	108 holes	Walt Disney World, Lake Buena Vista, FL
1976 (Spring)	Bob Shearer	15	276	276	108 holes	Bay Tree Plantation, N. Myrtle Beach, SC
1976 (Fall)	Woody Blackburn Keith Fergus	29	349	349	108 holes	Rancho Viejo CC, Brownsville, TX Valley International CC, Brownsville, TX
1977 (Spring)	Phil Hancock	26	408	408	108 holes	Pinehurst CC, Pinehurst, NC
1977 (Fall)	Ed Fiori	34	660	144	72 holes, after Sectional Qualifiers	Pinehurst CC, Pinehurst, NC
1978 (Spring)	Wren Lum	28	502	150	72 holes, after five 72-hole Regional Qualifiers	U. of New Mexico GC, Albuquerque, NM
1978 (Fall)	Jim Thorpe/ John Fought	27	606	120	72 holes, after five 72-hole Regional Qualifiers	Waterwood National CC, Huntsville, TX
1979 (Spring)	Terry Mauney	25	521	150	72 holes, after five 72-hole Regional Qualifiers	Pinehurst CC, Pinehurst, NC
1979 (Fall)	Tom Jones	27	652	120	72 holes, after five 72-hole Regional Qualifiers	Waterwood National CC, Huntsville, TX
1980 (Spring)	Jack Spradlin	27	553	150	72 holes, after five 72-hole Regional Qualifiers	Pinehurst CC, Pinehurst, NC
1980 (Fall)	Bruce Douglass	27	621	120	72 holes, after five 72-hole Regional Qualifiers	Fort Washington G&CC, Fresno, CA
1981 (Spring)	Billy Glisson	25	556	150	72 holes, after five 72-hole Regional Qualifiers	Walt Disney World Golf Resort, Lake Buena Vista, FL
1981 (Fall)	Robert Thompson/ Tim Graham	34	513	120	72 holes, after six 72-hole Regional Qualifiers	Waterwood National CC, Huntsville, TX
1982	Donnie Hammond	50	696	200	108 holes, after eight Regional Qualifiers	TPC at Sawgrass, Ponte Vedra, F Sawgrass CC, Ponte Vedra, FL
1983	Willie Wood	57	624	144	108 holes, after nine Regional Qualifiers	TPC at Sawgrass, Ponte Vedra, FL
1984	Paul Azinger	50	800	160	108 holes, after 10 Regional Qualifiers	La Quinta Hotel and GC Mission Hills CC, La Quinta, CA
1985	Tom Sieckmann	50	825	162	108 holes, after 11 Regional Qualifiers	Grenelefe Resort, Haines City, FL
1986	Steve Jones	53	750	186	108 holes, after 14 Regionals	PGA West (Stadium Course) La Quinta, CA La Quinta Hotel Golf & Tennis Resort (Dunes Course)
1987	John Huston	54	800	183	108 holes, after 11 Regionals	Matanzas Woods GC Pine Lakes CC; Palm Coast, FL
1988	Robin Freeman	52	750	183	108 holes after 11 Regionals	La Quinta Hotel (Dunes Course) PGA West Jack Nicklaus Resort Course; La Quinta, CA
1989	David Peoples	59	825	180	108 holes, after 11 Regionals	TPC at The Woodlands, The Woodlands, TX
1990	Duffy Waldorf	49	835	182	108 holes, after 11 Regionals	La Quinta Hotel (Dunes Course) PGA West (Nicklaus Course), La Quinta, CA
1991	Mike Standly	48	850	181	108 holes after 12 Regionals	Grenelefe Resort, Haines City, FL
1992	Massy Kuramoto Skip Kendall Brett Ogle Perry Moss Neale Smith	43	800	186	108 holes after 13 Regionals	TPC at The Woodlands, The Woodlands, TX
1993	Ty Armstrong Dave Stockton, Jr. Robin Freeman	46	800	191	108 holes after 13 Regionals	La Quinta Hotel (Dunes Course) PGA West Jack Nicklaus Resort Course La Quinta, CA
1994	Woody Austin	46	1000	185	108 holes after 13 Regionals	Grenelefe Resort, Haines City, FL
1995	Carl Paulson	42	1000	190	108 holes after 15 Regionals	Bear Lakes CC (Lakes and Links Courses) West Palm Beach, FL
1996	Allen Doyle~ Jimmy Johnston	49	1153	188	90 holes after 17 Regionals	La Purisma GC; Lompoc, CA Sandpiper GC; Goleta, CA
1997	Scott Verplank	38	1200	168	108 holes after 17 Regionals	Grenelefe Resort (West and South Courses) Grenelefe, FL
1998	Mike Weir	41	1100	169	108 holes after 19 Regionals	PGA West (Weiskopf Private Course) La Quinta Resort (Dunes Course)
1999	Blaine McCallister	40	1100	169	108 holes after 19 Regionals	Doral Golf Resort & Spa (Gold Course and Silver Course)

PGA TOUR QUALIFYING TOURNAMENT



TOURNAMENT HISTORY

Year	Medalist	Cards Granted	Applicants	Final Field	Format	Location
2000	Stephen Allan	36	1100	169	108 holes after 18 Regionals	PGA West (Nicklaus Tournament and Private Courses) La Quinta, CA
2001	Pat Perez	36	1200	167	108 holes after 18 Regionals	Bear Lakes CC (Lakes and Links Courses) West Palm Beach, FL
2002	Jeff Brehaut	38	1300	170	108 holes after 13 Regionals	PGA West (TPC Stadium and Nicklaus Courses) La Quinta, CA
2003	Mathias Gronberg	34	1200	170	108 holes after 19 Regionals	Orange County National (Panther Lake and Crooked Cat Courses) Winter Garden, FL

Key: ~ Tournament shortened to 90 holes because of continuing rain and unplayable course conditions

NOTE: The American Professional Golfers also held a School in the fall of 1968, graduating 21. The 144-hole competition was played at Doral CC. The medalist was Martin Roesink.

Results of Events No Longer on Schedule

AMARILLO OPEN

Ben Hogan Amarillo Open

1990	Lindy Miller	200	John Daly Andy Dillard Kevin Leach Brian Watts	202	Amarillo CC, Amarillo, TX	70/6,500
------	--------------	-----	---	-----	---------------------------	----------

GREATER AUSTIN OPEN

NIKE Greater Austin Open

1997	Eric Booker~	140	Brian Kamm	141	The Hills CC, Austin, TX	72/6,954
1998	Michael Allen	280	Gene Sauers Chris Zambri	282	The Hills CC, Austin, TX	72/6,954

BAKERSFIELD OPEN

Ben Hogan Bakersfield Open

1990	Mike Springer	209	David Tentis	211	Bakersfield CC, Bakersfield, CA	72/6,819
1991	Olin Browne	207	Robert Friend Ron Streck	211	Bakersfield CC, Bakersfield, CA	72/6,819
1992	Tom Garner	205	Steve Lowery	207	Seven Oaks CC, Bakersfield, CA	72/7,119

NIKE BAKERSFIELD OPEN

1993	Clark Dennis*	202	Jim Furyk Sonny Skinner	202	Seven Oaks CC, Bakersfield, CA	72/7,119
------	---------------	-----	----------------------------	-----	-----------------------------------	----------

BATON ROUGE OPEN

Ben Hogan Baton Rouge Open

1990	Dicky Thompson	209	Carl Cooper Dick Mast Jim McGovern Greg Whisman	211	CC of Louisiana, Baton Rouge, LA	72/6,989
------	----------------	-----	--	-----	-------------------------------------	----------

BUFFALO OPEN

Ben Hogan Buffalo Open

1990	Jeff Maggert*	204	Carl Cooper Greg Ladehoff	204	Brierwood CC, Hamburg, NY	72/7,031
(no tournament from 1991-94)						
1995	Jerry Kelly	274	Tim Simpson	275	Brierwood CC, Hamburg, NY	72/7,031
1996	Jimmy Green*	276	Jeff Gove	276	Brierwood CC, Hamburg, NY	72/7,031

CENTRAL NEW YORK CLASSIC

Ben Hogan Central New York Classic

1990	Tom Garner	207	Ed Humenik Brian Watts Andrew Morse	208	Seven Oaks GC, Hamilton, NY	72/7,261
------	------------	-----	---	-----	--------------------------------	----------

COLORADO CLASSIC

NIKE Colorado Classic

1996	Stewart Cink	268	Michael Christie David Berganio, Jr.	269	Riverdale GC (Dunes), Brighton, CO	71/7,063
1997	Pat Bates	267	J.L. Lewis	268	Riverdale GC (Dunes), Brighton, CO	71/7,116

DEER CREEK OPEN

Ben Hogan Deer Creek Open

1990	Trevor Dodds	206	Jeff Maggert Eric Manning Dennis Trixler	207	Deer Creek GC, Overland Park, KS	72/6,842
------	--------------	-----	--	-----	-------------------------------------	----------

ELIZABETHTOWN OPEN

Ben Hogan Elizabethtown Open

1990	Dicky Thompson*	205	Jeff Maggert	205	Pine Valley CC, Elizabethtown, KY	72/6,597
1991	Ricky Smallridge	201	Jerry Foltz	206	Pine Valley CC, Elizabethtown, KY	72/6,597

EL PASO OPEN

Ben Hogan El Paso Open

1990	Mike Springer	204	Robert Friend	206	Coronado CC, El Paso, TX	70/6,500
1991	Rick Todd	202	Tom Eubank	203	Coronado CC, El Paso, TX	70/6,500

FLORIDA CLASSIC

NIKE Florida Classic

1999	Richard Johnson	270	Bobby Wadkins	272	Gainesville CC, Gainesville, FL	71/6,936
------	-----------------	-----	---------------	-----	------------------------------------	----------

BUY.COM FLORIDA CLASSIC

2000	Fran Quinn	271	Mark Hensby	274	Gainesville CC, Gainesville, FL	71/6,936
2001	Chris Couch	269	Chad Campbell	270	Gainesville CC, Gainesville, FL	71/6,936

FORT WAYNE OPEN

Ben Hogan Fort Wayne Open

1990	Dick Mast	197	Jim McGovern	200	Orchard Ridge GC, Fort Wayne, IN	71/6,120
1991	Robert Friend*	201	Jerry Anderson Dennis Trixler	201	Orchard Ridge GC, Fort Wayne, IN	71/6,120
1992	Russell Beiersdorf*	200	Chris Anderson	200	Brookwood GC, Fort Wayne, IN	72/6,713

FRESNO OPEN

Ben Hogan Fresno Open

1992	Mike Springer	206	Pete Jordan	207	Fort Washington CC, Fresno, CA	72/6,638
------	---------------	-----	-------------	-----	-----------------------------------	----------

GATEWAY CLASSIC

NIKE Gateway Classic

1994	Brad Fabel	279	Jim Carter Chris Perry	280	Lake Forest G&CC, Lake Saint Louis, MO	72/7161
1995	Chris Smith ~*	203	Glen Hnatiuk	203	Lake Forest G&CC, Lake Saint Louis, MO	72/7161
1996	Tim Conley*	278	Javier Sanchez	278	Lake Forest G&CC, Lake Saint Louis, MO	72/7161

NIKE St. Louis Golf Classic

1997	Todd Gleaton	261	Arden Knoll	264	The Missouri Bluffs GC, St. Charles, MO	71/7047
1998	Chris Starkjohann	263	Notah Begay III	264	The Missouri Bluffs GC, St. Charles, MO	71/7047

GATEWAY OPEN

Ben Hogan Gateway Open

1990	Ted Tryba*	209	John Daly Bruce Fleisher	209	Gateway CC, Fort Myers, FL	72/6,974
1991	Gary McCord	205	Paul Trittler Rocky Walcher Tom Garner	210	Gateway CC, Fort Myers, FL	72/6,974

GREENSBORO OPEN

NIKE Greensboro Open

1998	Joe Ogilvie	266	Chris Zambri	270	Sedgefield CC, Greensboro, NC	70/6,737
1999	Shaun Micheel	269	Garrett Willis	270	Sedgefield CC, Greensboro, NC	70/6,737

BUY.COM Greensboro Open

2000	Kent Jones	263	Charles Howell (a) Jay Hobby	266	Sedgefield CC, Greensboro, NC	70/6,737
------	------------	-----	---------------------------------	-----	----------------------------------	----------

HAWKEYE OPEN

Ben Hogan Hawkeye Open

1991	Olin Browne	199	John Ross Ted Tryba	201	Finkbine GC, Iowa City, IA	71/6,692
1992	John Dowdall	134	Kevin Sutherland	135	Finkbine GC, Iowa City, IA	71/6,732
1993	Dave Stockton, Jr.	200	Mike Heinen	204	Finkbine GC, Iowa City, IA	71/6,732

LAKE CITY CLASSIC

Ben Hogan Lake City Classic

1990	Jim McGovern*	202	David Toms	202	Lake City CC, Lake City, FL	72/6,843
1991	Don Reese	198	Roger Rowland	199	Lake City CC, Lake City, FL	72/6,843
1992	Tim Loustalot	206	Jack Larkin	207	Lake City CC, Lake City, FL	72/6,843

Key: * = Playoff ~ = Weather-shortened

Results of Events No Longer on Schedule (cont.)

LAKELAND CLASSIC

NIKE Lakeland Classic

1997	Ryan Howison	269	Mark Carnevale	272	Grasslands G&CC, Lakeland, FL	72/7,040
1998	Casey Martin	269	Steve Lamontagne	270	Grasslands G&CC, Lakeland, FL	72/7,040
1999	Ryan Howison	275	Glen Hnatiuk Jim McGovern Shaun Micheel	276	Grasslands G&CC, Lakeland, FL	72/7,040

BUY.COM Lakeland Classic

2000	Donnie Hammond	272	Jeff Gallagher Tom Kalinowski	273	Grasslands G&CC, Lakeland, FL	72/7,040
------	----------------	-----	----------------------------------	-----	-------------------------------	----------

LEHIGH VALLEY OPEN

NIKE Lehigh Valley Open

1998	Eric Booker*	271	Notah Begay III	271	Center Valley Club, Center Valley, PA	72/6,953
1999	Mathew Goggin	270	Matt Gogel	272	Center Valley Club, Center Valley, PA	72/6,924

MACON OPEN

Ben Hogan Macon Open

1990	Ed Humenik	205	Rick Pearson Roger Rowland	206	River North CC, Macon, GA	72/6,644
1991	P.H. Horgan III*	201	Mike Miles	201	River North CC, Macon, GA	72/6,644
1992	Brian Henninger	205	Ted Tryba	206	River North CC, Macon, GA	72/6,644

NIKE Central Georgia Open

1993	Sean Murphy*	271	Doug Martin	271	River North CC, Macon, GA	72/6,714
1994	Rick Pearson*	273	Bill Murchison Danny Briggs Charlie Rymer	273	River North CC, Macon, GA	72/6,714
1995	Matt Peterson	268	Jeff Barlow	270	River North CC, Macon, GA	72/6,714

MIAMI VALLEY OPEN

NIKE Miami Valley Open

1993	Emlyn Aubrey	202	Larry Silveira	206	Heatherwoode GC, Springboro, OH	71/6,730
1994	Tommy Armour III	266	Jim Carter	269	Heatherwoode GC, Springboro, OH	71/6,730
1995	Stan Utley	264	Jon Hough Steve Jurgensen	268	Heatherwoode GC, Springboro, OH	71/6,730
1996	J.P. Hayes	265	Lee Porter Greg Whisman	267	Heatherwoode GC, Springboro, OH	71/6,730
1997	Trevor Dodds	262	Joe Daley	268	Heatherwoode GC, Springboro, OH	71/6,730
1998	Craig Bowden	264	Doug Dunakey Ryan Howison	266	Heatherwoode GC, Springboro, OH	70/6,691

MISSISSIPPI GULF COAST CLASSIC

Ben Hogan Mississippi Gulf Coast Classic

1990	Dick Mast*	137	Rick Pearson	137	Windance CC, Gulfport, MS	72/6,670
1991	Tom Lehman*	137	Tim Straub John Wilson	137	Windance CC, Gulfport, MS	72/6,670
1992	Glen Hnatiuk	207	Mike Donald John Flannery Bruce Zabriski	208	Windance CC, Gulfport, MS	72/6,670

NIKE Mississippi Gulf Coast Classic

1993	Jim Furyk*	206	Robert Friend	206	Windance CC, Gulfport, MS	72/6,735
1994	John Elliott*	276	Chris Perry	276	Windance CC, Gulfport, MS	72/6,670
1995	Allen Doyle*	273	Franklin Langham	273	Windance CC, Gulfport, MS	72/6,670
1996	Joe Durant	273	Dave Rummells	274	Mississippi National GC, Gautier, MS	72/7,003
1997	Jeff Brehaut	275	Dan Bateman	281	Mississippi National GC, Gautier, MS	72/7,003

NIKE Mississippi Gulf Coast Open

1999	Joel Edwards	280	John Riegger	281	The Oaks GC, Pass Christian, MS	71/6,885
------	--------------	-----	--------------	-----	---------------------------------	----------

BUY.COM Mississippi Gulf Coast Open

2000	Tripp Isenhour	279	John Elliott	281	The Oaks GC, Pass Christian, MS	71/6,885
------	----------------	-----	--------------	-----	---------------------------------	----------

MONTERREY OPEN

NIKE Monterrey Open

1993	Olin Browne	276	Lon Hinkle Stan Utley	277	Club Campestre, Monterrey, Mexico	72/6,869
1994	Scott Gump	269	Brian Henninger	270	Club Campestre, Monterrey, Mexico	72/6,920
1995	Stuart Appleby*	273	Rafael Alarcon	273	Club Campestre, Monterrey, Mexico	72/6,920
1996	David Berganio, Jr.	272	Rafael Alarcon Todd Demsey Jack O'Keefe Steve Rintoul	273	Club Campestre, Monterrey, Mexico	72/6,925
1997	Mike Small	270	Mark Carnevale Chris DiMarco Briam Kamm	271	Club Campestre, Monterrey, Mexico	72/6,945
1998	Joe Ogilvie	274	Jaxon Brigman John Elliott Robin Freeman Perry Moss Chris Riley John Wilson	276	Club Campestre, Monterrey, Mexico	72/7,070
1999	Steve Gotsche	270	Kelly Gibson	272	Club Campestre, Monterrey, Mexico	72/7,070

BUY.COM Monterrey Open

2000	Briny Baird	268	Mark Hensby	272	Club Campestre, Monterrey, Mexico	72/7,061
2001	Deane Pappas	271	Keoke Cotner Tim Petrovic	272	Club Campestre, Monterrey, Mexico	72/7,119

NEW ENGLAND CLASSIC

Ben Hogan New England Classic

1990	Brandel Chamblee	215	Jeff Maggert	216	The Woodlands CC, Falmouth, ME	72/6,848
1991	Steve Haskins	207	Jeff Gallagher	208	The Woodlands CC, Falmouth, ME	72/6,848
1992	Greg Bruckner*	208	Ed Kirby	208	The Woodlands CC, Falmouth, ME	72/6,848

NIKE New England Classic

1993	John Morse	278	Emlyn Aubrey Pete Jordan Sam Randolph Larry Silveira	282	The Woodlands CC, Falmouth, ME	72/6,848
------	------------	-----	---	-----	--------------------------------	----------

NEW HAVEN OPEN

Ben Hogan New Haven Open

1990	Jim McGovern	201	Tray Tyrner	204	Yale GC, New Haven, CT	70/6,622
------	--------------	-----	-------------	-----	------------------------	----------

Ben Hogan Connecticut Open

1991	Mike Holland	199	P.H. Horgan III	203	Yale GC, New Haven, CT	70/6,622
1992	Jon Christian	198	Jeff Coston	205	Yale GC, New Haven, CT	70/6,622

NIKE Connecticut Open

1993	Dave Stockton, Jr.	204	Jeff Coston	205	Yale GC, New Haven, CT	70/6,622
------	--------------------	-----	-------------	-----	------------------------	----------

NEW MEXICO CHARITY CLASSIC

NIKE New Mexico Charity Classic

1993	Chris Patton	262	Doug Martin John Morse	267	Valle Grande GC, Santa Ana Pueblo, NM	71/7,095
1994	Jim Carter	272	Emlyn Aubrey	273	UNM Championship Course, Albuquerque, NM	72/7,248

NIKE New Mexico Classic

1999	Dick Mast	267	Joel Edwards		Santa Ana GC, Santa Ana Pueblo, NM	70/7,137
------	-----------	-----	--------------	--	------------------------------------	----------

BUY.COM New Mexico Classic

2000	Jason Gore	266	Mike Grob		Santa Ana GC, Santa Ana Pueblo, NM	70/7,225
------	------------	-----	-----------	--	------------------------------------	----------

OLYMPIA OPEN

NIKE Olympia Open

1996	Michael Clark	273	Eric Johnson	277	Indian Summer G&CC, Olympia, WA	72/7,196
------	---------------	-----	--------------	-----	---------------------------------	----------

NIKE Puget Sound Open

1997	Kevin Johnson*	198	Michael Clark Steve Jurgensen	198	Indian Summer G&CC, Olympia, WA	72/7,196
------	----------------	-----	----------------------------------	-----	---------------------------------	----------

Key: * = Playoff ~ = Weather-shortened

Results of Events No Longer on Schedule (cont.)

PANAMA CITY BEACH CLASSIC

Ben Hogan Panama City Beach Classic

1990 Buddy Gardner	209 Brad Fabel	210 Hombre GC, Panama City Beach, FL	72/6,850
1991 Bruce Zabriski	208 Buddy Gardner	211 Hombre GC, Panama City Beach, FL	72/6,850
1992 Brian Kamm	210 Jeff Gallagher	211 Hombre GC, Panama City Beach, FL	72/6,850

NIKE PANAMA CITY BEACH CLASSIC

1993 Mike Schuchart	208 Ron Streck	210 Hombre GC, Panama City Beach, FL	72/7,016
1994 Keith Fergus	202 Tommy Armour III	204 Hombre GC, Panama City Beach, FL	72/6,820

PENSACOLA CLASSIC

Ben Hogan Pensacola Classic

1990 Dick Mast	205 Ken Mattiace Dennis Trixler	206 Pensacola CC, Pensacola, FL	72/6,573
----------------	------------------------------------	---------------------------------	----------

Ben Hogan Pensacola Open

1991 Stephen Ames	204 Jerry Foltz	205 Marcus Pointe GC, Pensacola, FL	72/6,732
1992 Rick Dalpos	272 Roger Gunn	276 Marcus Pointe GC, Pensacola, FL	72/6,732

NIKE Pensacola Open

1994 Bruce Vaughan	271 Ron Philo, Jr.	272 The Moors GC, Milton, FL	71/6,912
--------------------	--------------------	------------------------------	----------

NIKE Pensacola Classic

1995 Clarence Rose	201 Hicks Malonson Bill Buttner Joe Cioe	204 The Moors GC, Milton, FL	71/6,976
--------------------	--	------------------------------	----------

PHILADELPHIA CLASSIC

NIKE Philadelphia Classic

1995 Sean Murphy	267 Allen Doyle	268 Philmont CC, Huntingdon Valley, PA	70/6,412
1996 Brett Quigley	273 R.W. Eaks	275 Philmont CC, Huntingdon Valley, PA	70/6,496

NIKE Laurel Creek Classic

1997 Matt Gogel	269 Dennis Paulson	270 Laurel Creek CC, Moorestown, NJ	71/6,909
-----------------	--------------------	--	----------

QUICKSILVER OPEN

Ben Hogan Quicksilver Open

1990 R.W. Eaks	212 Brandel Chamblee Ed Humenik Dick Mast	214 Quicksilver GC, Midway, PA	72/7,097
1991 Lon Hinkle	210 Joey Rasset Andrew Morse Rick Pearson	212 Quicksilver GC, Midway, PA	72/7,118
1992 John Flannery	277 Steve Lowery	280 Quicksilver GC, Midway, PA	72/7,118

RENO OPEN

Ben Hogan Reno Open

1990 Mike Springer	202 Kelly Gibson Rick Cramer	206 Northgate GC, Reno, NV	72/6,966
1991 John Flannery*	211 Rob Boldt Esteban Toledo Tom Lehman	211 Northgate GC, Reno, NV	72/6,966

SAN JOSE CLASSIC

NIKE San Jose Classic

1995 John Maginnes	277 Larry Silveira	280 Almaden CC, San Jose, CA	72/6,960
1996 Larry Silveira~*	207 Stewart Cink Bobby Elliott	207 Almaden CC, San Jose, CA	72/6,960
1997 R.W. Eaks	272 Mark Carnevale Chris DiMarco Steve Lamontagne J.L. Lewis Iain Steel	274 Almaden CC, San Jose, CA	72/6,960
1998 Robin Freeman*	272 Tom Scherrer Sean Murphy	272 Almaden CC, San Jose, CA	72/6,960

SANTA ROSA OPEN

Ben Hogan Santa Rosa Open

1990 Ed Humenik	204 John Flannery	207 Windsor GC, Windsor, CA	72/6,650
1991 Tom Lehman	207 Mike Foster Brad Greer Webb Heintzelman Jeff Woodland	208 Windsor GC, Windsor, CA	72/6,650

Ben Hogan Sonoma County Open

1992 John Flannery	199 Mark Wurtz	202 Windsor GC, Windsor, CA	72/6,650
--------------------	----------------	-----------------------------	----------

NIKE Sonoma County Open

1993 Sean Murphy	274 Joey Rasset	275 Windsor GC, Windsor, CA	72/6,650
1994 Jerry Haas	277 Woody Austin	279 Windsor GC, Windsor, CA	72/6,650
1995 Stuart Appleby	269 Jerry Kelly Bobby Collins Joe Durant	273 Windsor GC, Windsor, CA	72/6,650

SHREVEPORT OPEN

Ben Hogan Shreveport Open

1991 Jeff Coston*	210 Beau Baugh	210 Southern Trace CC, Shreveport, LA	72/6,805
1992 Ted Tryba	202 Skip Kendall	204 Southern Trace CC, Shreveport, LA	72/6,805

NIKE Shreveport Open

1993 Sonny Skinner	278 Bob May	279 Southern Trace CC, Shreveport, LA	72/6,916
1994 Omar Uresti*	270 Pat Bates	270 Southern Trace CC, Shreveport, LA	72/6,916
1995 Brad Fabel~	131 Chris Smith	135 Southern Trace CC, Shreveport, LA	72/6,916
1996 Tim Loustalot	277 Joe Durant	278 Southern Trace CC, Shreveport, LA	72/6,916
1997 Mark Wurtz	275 Brian Kamm	277 Southern Trace CC, Shreveport, LA	72/6,916
1998 Vance Veazey*	280 John Wilson	280 Southern Trace CC, Shreveport, LA	72/6,916
1999 Bob Heintz	283 Craig Bowden Joel Edwards	284 Southern Trace CC, Shreveport, LA	72/6,916

BUY.COM Shreveport Open

2000 Kent Jones	273 Keith Clearwater Tripp Isenhour	274 Southern Trace CC, Shreveport, LA	72/6,916
2001 Pat Bates	268 Brian Kamm	269 Southern Trace CC, Shreveport, LA	72/6,916

Hibernia Southern Open

2002 David Morland~	197 Steven Alker John Morse	200 Southern Trace CC, Shreveport, LA	72/6,960
---------------------	--------------------------------	--	----------

SIOUXLAND OPEN

Ben Hogan Dakota Dunes Open

1990 Kim Young	197 Mike Springer Steve Stricker	198 Dakota Dunes CC (Boat Club Course) Dakota Dunes, SD	72/6,181
1991 Jeff Woodland	196 Stephen Ames Kel Devlin Kelly Gibson	197 Dakota Dunes CC (Boat Club Course) Dakota Dunes, SD	72/6,181
1992 Rick Todd	207 David Jackson	207 Dakota Dunes CC, Dakota Dunes, SD	72/7,165

NIKE Dakota Dunes Open

1993 Alan Pate**	260 Stan Utley	261 Dakota Dunes CC, Dakota Dunes, SD	69/6,952
1994 Pat Bates	276 Rex Caldwell Gary Webb	278 Dakota Dunes CC, Dakota Dunes, SD	72/7,165
1995 Chris Smith	272 Greg Hamilton Clarence Rose	273 Dakota Dunes CC, Dakota Dunes, SD	72/7,165
1996 Gary Webb*	275 Chad Magee	275 Dakota Dunes CC, Dakota Dunes, SD	72/7,165
1997 Chris Smith	268 Glen Hnatiuk	270 Dakota Dunes CC, Dakota Dunes, SD	72/7,165
1998 John Maginnes*	274 Ryan Howison Sean Murphy	274 Dakota Dunes CC, Dakota Dunes, SD	72/7,165
1999 Fran Quinn*	270 Ryan Howison Craig Kanada	270 Dakota Dunes CC, Dakota Dunes, SD	72/7,165

BUY.COM Dakota Dunes Open

2000 Spike McRoy	270 Mike Schuchart	271 Dakota Dunes CC, Dakota Dunes, SD	72/7,165
------------------	--------------------	--	----------

BUY.COM Siouxland Open

2001 Pat Bates	273 Matt Kuchar Eric Meeks	274 Dakota Dunes CC, Dakota Dunes, SD	72/7,165
----------------	-------------------------------	--	----------

Key: * = Playoff ~ = Weather-shortened ** = Course shortened to 17 holes

Results of Events No Longer on Schedule (cont.)

SOUTH CAROLINA CLASSIC

Ben Hogan South Carolina Classic

1991 Tom Lehman*	202 Ray Pearce	202 CC of South Carolina, Florence, SC	72/7,105
1992 John Flannery	272 Steve Rintoul	277 CC of South Carolina, Florence, SC	72/7,105

NIKE South Carolina Classic

1993 Hugh Royer III	273 Chris DiMarco Steve Haskins	274 CC of South Carolina, Florence, SC	72/7,105
1994 Charlie Rymer	274 Pat Bates	275 CC of South Carolina, Florence, SC	72/7,150
1995 Jerry Foltz	279 Morris Hatafsky Tim Simpson Robert Wrenn	280 CC of South Carolina, Florence, SC	72/7,150
1996 Dave Rummells	276 Scott Petersen P.H. Horgan III Brad Ott	278 CC of South Carolina, Florence, SC	72/7,150
1997 Harrison Frazar	271 R.W. Eaks	274 CC of South Carolina, Florence, SC	72/7,150
1998 Gene Sauers	280 Craig Kanada Sean Murphy	281 CC of South Carolina, Florence, SC	72/7,150
1999 Kevin Johnson	279 Bob Heintz	280 CC of South Carolina, Florence, SC	72/7,150

BUY.COM South Carolina Classic

2000 Jeff Gallagher	278 Lee Porter Chris Smith	279 CC of South Carolina, Florence, SC	72/7,150
---------------------	-------------------------------	--	----------

SOUTH FLORIDA CLASSIC

NIKE South Florida Classic

1998 Eric Johnson	267 Chris Riley	269 Palm Aire CC (Palm Course), Pompano Beach, FL	70/6,849
1999 Curt Byrum*	275 Stan Utley	275 Palm Aire CC (Palm Course), Pompano Beach, FL	71/6,910

SOUTH TEXAS OPEN

Ben Hogan South Texas Open

1990 Brad Bell	210 John Kernohan	211 NorthShore CC, Portland, TX	72/6,805
1991 Roger Salazar	219 Doug Martin Sean Murphy	222 NorthShore CC, Portland, TX	72/6,805
1992 Brian Henninger*	208 Bob Burns	208 NorthShore CC, Portland, TX	72/6,805

NIKE SOUTH TEXAS OPEN

1993 Doug Martin*	287 Guy Boros	287 NorthShore CC, Portland, TX	72/6,805
-------------------	---------------	---------------------------------	----------

TALLAHASSEE OPEN

NIKE Tallahassee Open

1995 Bill Murchison	276 Olin Browne Peter Persons Tom Byrum	281 Golden Eagle CC, Tallahassee, FL	72/6,965
1996 P.J. Cowan*	279 P.H. Horgan III	279 Golden Eagle CC, Tallahassee, FL	72/6,965

TEXARKANA OPEN

Ben Hogan Texarkana Open

1990 Jim McGovern	200 John Daly	202 Texarkana CC, Texarkana, AR	72/6,588
1991 Jerry Anderson*	201 Fran Quinn	201 Texarkana CC, Texarkana, AR	72/6,588
1992 Perry Moss	197 Trevor Dodds Marty Schiene	203 Texarkana CC, Texarkana, AR	72/6,588

NIKE Texarkana Open

1993 Hugh Royer III	267 Steve Rintoul	269 Texarkana CC, Texarkana, AR	72/6,588
1994 Mike Brisky	266 Sonny Skinner	273 Texarkana CC, Texarkana, AR	72/6,588
1995 Allen Doyle	269 Gary Rusnak	270 Texarkana CC, Texarkana, AR	72/6,588

TRI-CITIES OPEN

Ben Hogan Tri-Cities Open

1991 Kelly Gibson	205 Jerry Anderson	207 Meadow Springs CC, Richland, WA	72/6,926
1992 Rick Pearson	210 Curt Byrum	212 Meadow Springs CC, Richland, WA	72/6,926

NIKE Tri-Cities Open

1993 Steve Jurgensen	207 Stan Utley	208 Meadow Springs CC, Richland, WA	72/6,926
1994 Jerry Haas	203 Brad Fabel	204 Meadow Springs CC, Richland, WA	72/6,926
1995 Jeff Gove*	202 Franklin Langham	202 Meadow Springs CC, Richland, WA	72/6,926
1996 Phil Tataurangi	267 Skip Kendall	273 Meadow Springs CC, Richland, WA	72/6,926
1997 Todd Gleaton	283 Kent Jones Patrick Lee Tim Loustalot Rob Moss Terry Price Ray Stewart	284 Meadow Springs CC, Richland, WA	72/6,926
1998 Matt Gogel*	276 Brian Bateman	276 Meadow Springs CC, Richland, WA	72/6,926
1999 Glen Hnatiuk	278 J.J. Henry Larry Silveira	279 Meadow Springs CC, Richland, WA	72/6,926

BUY.COM Tri-Cities Open

2000 Darron Stiles	282 John Kernohan	284 Meadow Springs CC, Richland, WA	72/6,926
2001 Guy Boros	274 Jeff Gove	276 Meadow Springs CC, Richland, WA	72/6,926

TULSA OPEN

Ben Hogan Tulsa Open

1991 Frank Conner*	210 Tom Lehman	210 GC of Oklahoma, Tulsa, OK	72/7,086
1992 Steve Lowery*	213 Jeff Coston	213 GC of Oklahoma, Tulsa, OK	72/7,086

UTAH CLASSIC

Ben Hogan Utah Classic

1990 John Daly	203 R.W. Eaks	204 Riverside CC, Provo, UT	72/6,894
1991 Ted Tryba	202 Webb Heintzelman	203 Riverside CC, Provo, UT	72/6,950
1992 Jeff Woodland	202 David Jackson Brian Kamm	205 Riverside CC, Provo, UT	72/6,950

NIKE Utah Classic

1993 Sean Murphy*	204 Curt Byrum Jim Carter Tommy Moore	204 Riverside CC, Provo, UT	72/6,950
1994 Chris Perry	205 David Duval	206 Riverside CC, Provo, UT	72/7,001
1995 Glen Hnatiuk*	203 Franklin Langham Harry Rudolph	203 Riverside CC, Provo, UT	72/7,001
1996 Michael Christie	196 R.W. Eaks	200 Riverside CC, Provo, UT	72/7,001

WHITE ROSE CLASSIC

NIKE White Rose Classic

1993 Curt Byrum	270 Morris Hatafsky Esteban Toledo Gary Rusnak	271 Honey Run G&CC, York, PA	72/6,912
-----------------	--	------------------------------	----------

YUMA OPEN


Ben Hogan Yuma Open

1990 Rick Pearson	198 Sean Pacetti Sam Randolph	200 Desert Hills GC, Yuma, AZ	71/6,777
1991 P.H. Horgan III	196 Olin Browne Steve Lowery	198 Desert Hills GC, Yuma, AZ	71/6,822
1992 Paul Goydos	201 Jeff Coston Taylor Smith	202 Desert Hills GC, Yuma, AZ	71/6,822

NIKE Yuma Open

1993 Ron Streck*	201 Chris DiMarco	201 Desert Hills GC, Yuma, AZ	71/6,822
------------------	-------------------	-------------------------------	----------

Key: * = Playoff ~ = Weather-shortened

A black and white photograph of golfer Tom Carter in the middle of a golf swing. He is wearing a dark TaylorMade baseball cap, a polo shirt with thin horizontal stripes, and light-colored trousers. He is holding a golf club with a TaylorMade head. The background is a blurred natural setting.

By winning the Alberta Calgary Classic, his third victory of the season, **Tom Carter** earned an immediate promotion to the PGA TOUR

2003 Official Nationwide Tour Money List

Player	Events	Wins	Money
1. Zach Johnson	20	2	\$494,882
2. Joe Ogilvie	23	2	392,337
3. Tom Carter	22	3	360,990
4. Chris Couch	21	2	342,874
5. Bo Van Pelt	24	1	289,248
6. Ryan Palmer	24	1	286,066
7. Mark Hensby	23	1	276,519
8. Tripp Isenhour	21	1	262,646
9. Jason Bohn	18	1	255,191
10. Jason Dufner	26		237,637
11. Vaughn Taylor	17	1	223,988
12. Blaine McCallister	18	1	223,232
13. Andre Stolz	16	1	218,867
14. Guy Boros	20	2	210,461
15. Ted Purdy	25	1	206,584
16. D.J. Brigman	23	1	195,941
17. Lucas Glover	26	1	193,989
18. David Morland IV	22	1	190,284
19. Craig Bowden	19	1	180,238
20. Tommy Tolles	29		179,963
21. Daniel Chopra	22		178,799
22. Roger Tambellini	17	1	177,963
23. Tjaart Van der Walt	24		175,967
24. Brett Wetterich	22	1	174,805
25. Kyle Thompson	24		174,008
26. Scott Gutschewski	12	1	172,103
27. Paul Claxton	28		171,594
28. Charles Warren	26		155,837
29. Roland Thatcher	25		151,477
30. Wes Short	28		146,997
31. Jimmy Walker	18		146,516
32. Chris Tidland	24		140,848
33. Ken Duke	26		133,167
34. Jeff Klauk	25	1	132,912
35. Michael Long	26	1	131,644
36. Omar Uresti	28		127,961
37. Ryuji Imada	24		127,861
38. Jeff Freeman	29		123,397
39. David Branshaw	26		120,808
40. Jess Daley	27		119,593
41. Doug LaBelle II	25		115,786
42. Todd Demsey	22		109,951
43. John Elliott	30		107,802
44. Bob Heintz	25		104,903
45. Rich Barcelo	27		98,146
46. James Oh	8	1	97,334
47. Kevin Johnson	27		97,295
48. Craig Lile	16		96,937
49. Scott Gump	25		95,721
50. D.A. Points	24		95,613
51. Steve Haskins	26		94,911
52. Bobby Gage	23		94,202
53. Scott Sterling	28		94,017
54. Hunter Haas	26		93,125
55. Michael Allen	24		89,201
56. Shane Bertsch	26		85,558
57. Nick Cassini	10		84,552
58. Mike Brisky	23		82,558
59. Andrew McLardy	25		82,342
60. Fran Quinn	25		82,327

Player	Events	Money
61. Shane Tait	22	\$81,150
62. John Paul Curley	25	80,345
63. Bubba Watson	21	79,854
64. Stephen Gangluff	25	77,898
65. Franklin Langham	22	75,831
66. Danny Briggs	16	75,550
67. Boo Weekley	23	74,149
68. Keoke Cotner	28	72,611
69. Russ Cochran	16	72,505
70. Eduardo Herrera	21	72,380
71. Rick Price	23	70,307
72. Rob Bradley	25	70,014
73. Scott Petersen	25	69,972
74. Trevor Dodds	20	65,728
75. Brian Wilson	26	65,103
76. Steve Ford	17	62,855
77. Mark Wurtz	21	60,892
78. Robin Freeman	15	59,756
79. Brad Ott	17	58,909
80. Emlyn Aubrey	24	58,367
81. Sonny Skinner	26	55,371
82. Scott Dunlap	23	55,173
83. Jeff Gove	26	54,643
84. Jason Schultz	23	53,463
85. Zoran Zorkic	27	53,280
86. Bill Glasson	8	50,928
87. David McKenzie	7	49,014
88. Rob McKelvey	25	47,382
89. Lee Porter	25	46,370
90. Victor Schwamkrug	18	46,339
91. Chris Downes	9	45,272
92. Jimmy Green	19	45,259
93. Kelly Gibson	15	44,418
94. Ryan Howison	21	44,369
95. Kevin Pendley	23	43,743
96. Mike Sullivan	21	41,752
97. Todd Rose	24	41,717
98. Kevin Durkin	18	41,236
99. Jaxon Brigman	16	39,925
100. Barry Cheesman	24	39,156
101. Peter O'Malley	2	38,893
102. Mike Standly	11	37,400
103. Eric Meeks	29	37,057
104. Chris Starkjohann	7	36,519
105. Peter Senior	2	36,249
106. Andy Morse	20	36,216
107. Stan Utley	9	35,628
108. Mahal Pearce	3	34,849
109. Sean Murphy	14	33,972
110. Steve Runge	24	33,848
111. Ben Bates	21	33,239
112. Chris Zambri	22	32,364
113. Steve Allan	5	32,336
114. Michael Muehr	13	31,281
115. George McNeill	24	31,153
116. Nick O'Hern	2	31,063
117. Jeff Quinney	8	28,910
118. Bart Bryant	2	28,170
119. Willie Wood	6	27,906
120. Johnson Wagner	22	27,737

Player	Events	Money
121. James Driscoll	9	\$27,466
122. David Ogrin	19	26,872
123. Casey Martin	22	26,553
124. John Morse	13	26,523
125. Vance Veazey	2	26,307
126. Mario Tiziani	5	26,100
127. Tom Scherrer	10	25,825
128. Dicky Pride	6	24,696
129. Jeev M. Singh	11	24,628
130. Grant Waite	7	24,440
131. Mark Walker	22	24,050
132. Josh Broadaway	20	23,729
133. Anthony Rodriguez	18	23,549
134. Ty Armstrong	19	23,397
135. Paul Gow	5	23,354
136. Matt Peterson	17	22,819
137. Andy Sanders	13	22,641
138. Jim McGovern	15	22,118
139. Bradley Hughes	20	21,722
140. Wil Collins	3	20,900
141. Robert Conrad	11	20,839
142. Doug Garwood	25	20,814
143. Pete Jordan	18	20,775
144. Mike Grob	2	20,255
145. Derek Gillespie	4	19,937
146. Charles Raulerson	12	19,698
147. Gary Nicklaus	8	19,475
148. Bryce Molder	18	19,287
149. Matt Weibring	19	19,215
150. Han Lee	22	19,197
151. Sung Man Lee	18	19,168
152. Jim Benepe	16	19,159
153. Jeff Hart	19	19,107
154. P.J. Cowan	12	19,069
155. Peter Fowler	1	19,040
156. Dave Schreyer	1	19,000
157. Scott Hend	5	18,707
158. Paul Dickinson	17	18,704
159. Rob McMillan	18	18,370
160. Tag Ridings	5	18,307
161. Michael Christie	14	18,229
162. Danny Ellis	3	17,718
163. Bubba Dickerson	5	16,575
164. Brent Schwarzrock	1	16,506
165. Jason Hill	22	15,840
166. Jay Delsing	9	15,472
167. Bobby Kalinowski	3	15,465
168. Jason Dawes	2	15,256
169. Craig Carmichael	2	15,235
170. Bob Friend	25	14,393
171. Chad Lydiatt	24	14,325
172. Mike Reid	9	14,319
173. Brad Adamonis	9	14,286
174. Wade Ormsby	2	13,950
175. Terry Hatch	18	13,708
176. Jim Rutledge	12	13,688
177. Greg Boyette	6	13,676
178. Ron Ewing	21	13,039
179. Mark Wiebe	18	12,896
180. Craig A. Spence	5	12,683

2003 Official Nationwide Tour Money List (cont.)

Player	Events	Money
181. Chip Beck	12	\$12,438
182. Michael Bradley	7	12,358
183. Gary Hallberg	10	12,220
184. Tommy Biershenk	25	11,418
185. Dennis Paulson	5	11,161
186. Steve Pate	6	10,909
187. John Adams	15	10,874
188. Brian Kamm	14	10,834
189. Jeff Gallagher	4	10,660
T190. Nathan Green	2	10,542
T190. Cameron Percy	4	10,542
192. Iain Steel	12	10,477
193. Ron Skayhan	2	10,294
194. Jeremy Wilkinson	2	9,975
195. Stiles Mitchell	14	9,871
196. Kim Felton	2	9,650
197. Scott Piercy	4	9,396
198. Rocky Walcher	13	9,360
T199. Rob Johnson	2	9,113
T199. Wes Martin	3	9,113
201. Dave Rummells	10	9,070
202. Brad Fabel	13	8,985
203. Lee Williamson	6	8,960
204. Matt Bettencourt	3	8,865
205. Brendan Jones	2	8,809
206. Mike Springer	9	8,673
207. Kevin Muncrief	14	8,425
208. Tyler Williamson	22	7,887
209. Kyle Kovacs	4	7,709
210. Boyd Summerhays	4	7,654
211. Troy Matteson	4	7,628
212. John Restino	13	7,578
213. Larry Rinker	15	7,416
214. Ken Tanigawa	22	7,399
215. Kenichi Kuboya	2	6,975
T216. Jarrod Moseley	1	6,503
T216. Adrian Percey	2	6,503
218. Nolan Henke	7	6,314
219. Erik Compton	3	6,245
220. Dan Pohl	3	6,161
221. Michael Clark II	4	6,145
222. Gavin Coles	4	5,910
223. Brad Sutterfield	2	5,783
224. David Edwards	3	5,558
225. Doug Dunakey	9	5,546
226. Brian Henninger	2	5,252
227. Jason Higton	2	5,243
228. Oscar Serna	23	5,203
229. Ben Curtis	1	5,146
230. Brett Rumford	2	5,143
231. Andrew Tschudin	4	5,098
232. Richard Zokol	5	5,085
T233. Stephen Collins	3	5,055
T233. Brad Kennedy	2	5,055
235. Eric Bogar	12	5,034
T236. Dave Christensen	2	4,950
T236. Patrick Damron	1	4,950
T236. Wes Heffernan	2	4,950
239. Terry Price	1	4,749
240. Richard Johnson	17	4,745

Player	Events	Money
241. Jin Park	5	\$4,575
242. Chad Wilfong	2	4,500
243. Deane Pappas	4	4,343
244. Scott Gibson	2	4,275
245. Christian Pena	3	4,245
246. Mark Worthington	3	4,185
247. Gabriel Hjertstedt	10	4,109
248. Eric Frishette	7	4,005
T249. Andrew Buckle	2	4,000
T249. Jake Reeves	2	4,000
251. Mike Austin	4	3,990
252. Darren Griff	2	3,949
253. Patrick Moore	3	3,879
254. Jason King	2	3,776
255. Mike Donald	13	3,526
256. Jerry Smith	18	3,489
257. Andrew Bonhomme	2	3,361
258. Ned Michaels	1	3,349
259. Scott Parel	18	3,344
260. Eddie Lee	2	3,322
261. David Griffiths	9	3,218
262. Kris Cox	1	3,154
263. Chris Wall	2	3,128
264. Tim Thelen	4	3,083
265. Ron Whittaker	2	3,054
266. P.H. Horgan III	10	3,049
267. Brian Payne	2	3,038
268. Kelly Sellers	14	2,993
269. Tee McCabe	2	2,908
270. Steve LeBrun	1	2,900
271. Anthony Painter	3	2,888
272. Ryan Hietala	17	2,860
273. Vic Wilk	8	2,711
T274. Brian Claar	5	2,708
T274. B.J. Staten	1	2,708
T276. Ben Ferguson	1	2,655
T276. Anders Hultman	1	2,655
T276. Zolton Veress	1	2,655
T279. Steven Conran	1	2,620
T279. Ed Stedman	2	2,620
T279. Euan Walters	2	2,620
282. Adam Crawford	2	2,556
283. David Bransdon	2	2,456
284. Todd Gleaton	2	2,340
T285. John Douma	2	2,328
T285. Nick Jones	2	2,328
T285. John Riegger	2	2,328
288. Michael Harris	2	2,295
289. Jean-Paul Hebert	2	2,258
290. Bob Sowards	1	2,250
291. Hank Kim	1	2,158
292. Justin Bolli	1	2,115
293. Jack Nicklaus	1	2,113
T294. Scott Ford	1	2,070
T294. Ben Pettitt	2	2,070
296. Liang Wen-chong	2	2,045
297. Matt Seppanen	3	1,980
298. John Cook	1	1,935
T299. Jon Mills	3	1,920
T299. Kevin Shields	1	1,920

Player	Events	Money
301. Matthew Ecob	3	\$1,913
302. Scott Laycock	2	1,768
303. Oliver Wilson	1	1,725
304. Cameron Yancey	1	1,713
305. Josh Habig	2	1,654
T306. Mark Johnson	1	1,634
T306. Tom Kalinowski	1	1,634
T306. Alejandro Quiroz	2	1,634
309. Kip Henley	1	1,627
T310. Jason Knutzon	1	1,575
T310. Stephen Woodard	5	1,575
312. David Dyer	1	1,536
T313. Kent Jones	2	1,520
T313. Scott Simpson	1	1,520
T315. Eduardo Argiro	1	1,519
T315. Brad Fritsch	1	1,519
T315. Jay Morgan	1	1,519
318. Curt Byrum	1	1,496
319. Jesse Hibler	1	1,474
320. Chris Anderson	1	1,473
321. Josh Teater	1	1,451
322. Ronnie Black	2	1,429
T323. Matt Cannon	2	1,413
T323. Jason Gore	1	1,413
T323. Pete Morgan	11	1,413
T323. Darron Stiles	1	1,413
327. Elliot Gealy	2	1,401
328. Garth Mulroy	1	1,395
329. Mayson Petty	12	1,375
T330. Richard Ball	2	1,367
T330. Leigh McKechnie	2	1,367
T330. Jason Norris	2	1,367
T333. Tony Carolan	4	1,342
T333. Tim Wilkinson	1	1,342
T335. Joe Acosta, Jr.	8	1,339
T335. Craig Kanada	6	1,339
337. Bruce Vaughan	2	1,330
T338. Ahmad Bateman	8	1,328
T338. Bryan Decorso	2	1,328
340. Marcus Norgren	2	1,310
341. Rafael Echenique	5	1,305
342. Christopher Hanell	3	1,302
343. Tony Christie	1	1,283
T344. Craig Jones	2	1,271
T344. John Sutherland	2	1,271
T346. Jim Bob Coleman	1	1,260
T346. Billy Noon	1	1,260
T348. Brad Lardon	2	1,259
T348. Lucas Parsons	2	1,259
350. Steve Gilley	2	1,235
351. Scott Gardiner	2	1,216
T352. Simon Cooke	3	1,215
T352. Stuart Musgrave	1	1,215
354. Camilo Benedetti	8	1,211
T355. David Hutsell	1	1,193
T355. Marvin King	1	1,193
T357. Conrad Ray	2	1,148
T357. Jim Salinetti	2	1,148
359. Alex Rocha	3	1,091

2003 Tournament Summary

	Tournament	Course(s)	Winner	Score	Under-Par	Margin	Money	Runner(s)-Up
1.	Jacob's Creek Open Championship	Kooyonga GC Adelaide, South Australia	Joe Ogilvie	279	5	1	\$115,007	Shane Tait
2.	Clearwater Classic	Clearwater Resort Clearwater CC Christchurch, New Zealand	Ryan Palmer	271	17	3	\$110,520	Andre Stolz
3.	Chitamacha Louisiana Open	Le Triomphe CC Lafayette, LA	Brett Wetterich	264	24	3	\$85,500	Ken Duke
4.	First Tee Arkansas Classic	Diamante CC Hot Springs Village, AR	Ted Purdy	275	13	Playoff	\$85,500	Chris Tidland
5.	Rheem Classic	Hardscrabble CC Fort Smith, AR	Zach Johnson	272	8	Playoff	\$85,500	Steve Haskins
6.	BMW Charity Pro-Am at The Cliffs	The Cliffs G&CC Greenville, SC	Tripp Isenhour	269	18	2	\$103,500	Kyle Thompson
7.	Virginia Beach Open	TPC of Virginia Beach Virginia Beach, VA	Michael Long	277	11	2	\$81,000	Vaughn Taylor
8.	SAS Carolina Classic	TPC at Wakefield Plantation Raleigh, NC	David Morland IV	268	16	1	\$90,000	Rob Bradley Vaughn Taylor
10.	LaSalle Bank Open	The Glen Club Glenview, IL	Andre Stolz	271	17	2	\$90,000	Tommy Tolles
11.	Northeast Pennsylvania Classic	Glenmaura National GC Scranton, PA	Blaine McCallister	265	19	3	\$81,000	Bill Glasson
12.	Lake Erie Charity Classic	Peek'n Peak Resort (Upper Course) Findley Lake, NY	Guy Boros	275	13	1	\$81,000	Chris Couch Bob Heintz
13.	Knoxville Open	Fox Den CC Knoxville, TN	Vaughn Taylor	268	20	Playoff	\$85,500	Joe Ogilvie
14.	Samsung Canadian PGA Championship	DiamondBack GC Richmond Hill, Ontario, Canada	Tom Carter	275	9	Playoff	\$81,000	Jason Bohn
15.	The Reese's Cup Classic	CC of Hershey (East Course) Hershey, PA	Joe Ogilvie (2)	274	10	3	\$81,000	Paul Claxton Wes Short David McKenzie Zach Johnson
16.	Henrico County Open	The Dominion GC Glen Allen, VA	Mark Hensby	268	20	Playoff	\$81,000	Zach Johnson
17.	Dayton Open	The GC at Yankee Trace Centerville, OH	Guy Boros (2)	265	23	3	\$81,000	Zach Johnson
18.	Chattanooga Classic	Black Creek Club Chattanooga, TN	Jason Bohn	265	23	1	\$81,000	Kyle Thompson
19.	Omaha Classic	The Champions Club Omaha, NE	Bo Van Pelt	262	26	2	\$99,000	Craig Lile
20.	Price Cutter Charity Championship	Highland Springs CC Springfield, MO	Tom Carter (2)	267	21	1	\$94,500	Doug LaBelle II Roland Thatcher
21.	Preferred Health Systems Wichita Open	Crestview CC Wichita, KS	Jeff Klauk	265	19	1	\$85,500	Mike Brisky Mark Hensby
22.	Alberta Calgary Classic	The Links at GlenEagles Cochrane, Alberta, Canada	Tom Carter (3)	263	17	5	\$81,000	Nick Cassini
23.	Envirocare Utah Classic	Willow Creek CC Sandy, Utah	Zach Johnson (2)	267	21	1	\$81,000	Bobby Gage

+ Unofficial money event

* Weather-shortened event

() Indicates number of victories through that event

2003 Tournament Summary (cont.)

	Tournament	Course(s)	Winner	Score	Under-Par	Margin	Money	Runner(s)-Up
24.	Oregon Classic	Shadow Hills CC Junction City, OR	Chris Couch	274	14	Playoff	\$81,000	Jason Bohn
25.	Albertsons Boise Open	Hillcrest CC Boise, ID	Roger Tambellini	267	17	6	\$108,000	Tripp Isenhour Charles Warren
26.	Mark Christopher Charity Classic	Empire Lakes GC Rancho Cucamonga, CA	James Oh	268	16	Playoff	\$81,000	Jess Daley
27.	Monterey Peninsula Classic	Bayonet & Black Horse Golf Courses Seaside, CA	Scott Gutschewski	276	12	4	\$81,000	Michael Allen Rich Barcelo Zach Johnson
28.	Gila River Golf Classic	Wild Horse Pass Resort Whirlwind GC (Cattail) Chandler, AZ	Lucas Glover	270	18	1	\$85,500	John Elliott Tommy Tolles Robin Freeman
29.	Permian Basin Charity Golf Classic	Midland CC Midland, TX	D.J. Brigman	272	16	1	\$81,000	Jason Dufner Mark Hensby
30.	Miccosukee Championship	Miccosukee G&CC Miami, FL	Craig Bowden	270	14	1	\$90,000	Chris Couch
31.	Nationwide Tour Championship	Robert Trent Jones Golf Trail at Capitol Hill (The Senator Course) Prattville, AL	Chris Couch (2)	270	18	3	\$112,500	D.J. Brigman

+ Unofficial money event

* Weather-shortened event

() Indicates number of victories through that event

2003 Facts and Figures

LOW 9

28 (7-under), **Tripp Isenhour**, Albertsons Boise Open (Round 4)

LOW 18

60 (12-under), **Craig Life**, Omaha Classic (Round 2)

LOW FIRST 18

62 (10-under), **Brett Wetterich**, Chitimacha Louisiana Open
62 (10-under), **Ken Duke**, Chitimacha Louisiana Open

LOW FIRST 36

127 (17-under), **Wes Short** (66-61), Chitimacha Louisiana Open

LOW 36

126 (16-under), **Paul Gow** (65-61), NE PA Classic (Rounds 2, 3)
127 (17-under), **Wes Short** (66-61), Chitimacha Louisiana Open (Rounds 1, 2)

LOW FIRST 54

194 (22-under), **Brett Wetterich** (62-68-64), Chitimacha Louisiana Open

LOW 54

194 (22-under), **Brett Wetterich** (62-68-64), Chitimacha Louisiana Open

LOW FINAL 36 HOLES

129 (15-under), **Blaine McCallister** (65-64), Omaha Classic
129 (13-under), **Wil Collins** (64-65), Wichita Open
129 (13-under), **Andre Stolz** (64-65), Wichita Open

LARGEST 18-HOLE LEAD

3 strokes, **David Branshaw**, The Reese's Cup Classic

LARGEST 36-HOLE LEAD

4 strokes, **Ryan Palmer**, Clearwater Classic
4 strokes, **Zach Johnson**, First Tee Arkansas Classic
4 strokes, **Guy Boros**, Dayton Open

LARGEST 54-HOLE LEAD

4 strokes, **Roger Tambellini**, Albertsons Boise Open
4 strokes, **Scott Gutschewski**, Monterey Peninsula Classic
4 strokes, **Chris Couch**, Nationwide Tour Championship

MOST TIED FOR 18-HOLE LEAD

4 – Oregon Classic

MOST TIED FOR 36-HOLE LEAD

3 – Oregon Classic

MOST TIED FOR 54-HOLE LEAD

3 – Henrico County Open

LOW 36-HOLE CUT

138 (6-under), Chitimacha Louisiana Open

HIGH 36-HOLE CUT

147 (5-over), Jacob's Creek Open

FEWEST TO MAKE 36-HOLE CUT

61 – First Tee Arkansas Classic

MOST TO MAKE 36-HOLE CUT

79 – Oregon Classic

MOST CONSECUTIVE CUTS (current)

15, **Zach Johnson**

LOW WINNING SCORE

262 (26-under), **Bo Van Pelt**, Omaha Classic

HIGH WINNING SCORE

279 (5-under), **Joe Ogilvie**, Jacob's Creek Open

LARGEST WINNING MARGIN

6 strokes, **Roger Tambellini**, Albertsons Boise Open

MOST STROKES UNDER PAR BY A WINNER

26 (262), **Bo Van Pelt**, Omaha Classic

MOST STROKES OVER PAR BY A WINNER

N/A

LOW START BY A WINNER

62 (10-under), **Brett Wetterich**, Chitimacha Louisiana Open

2003 Facts and Figures (cont.)

HIGH START BY A WINNER

72 (even-par), **Michael Long**, Virginia Beach Open

LOW FINISH BY A WINNER

62 (10-under), **Bo Van Pelt**, Omaha Classic

HIGH FINISH BY A WINNER

72 (1-over), **Joe Ogilvie**, Jacob's Creek Open
72 (even-par), **Scott Gutschewski**, Monterey Peninsula Classic

BEST COME-FROM-BEHIND FINAL ROUND TO WIN

6 strokes, **Zach Johnson**, Rheem Classic

WIRE-TO-WIRE WINNERS (no ties)

None

MULTIPLE-TOURNAMENT WINNERS (5)

Joe Ogilvie - Jacob's Creek Open, The Reese's Cup Classic
Guy Boros - Lake Erie Charity Classic, Dayton Open
Tom Carter - Samsung Canadian PGA Championship, Price Cutter Charity Championship, Alberta Calgary Classic
Zach Johnson - Rheem Classic, Envirocare Utah Classic
Chris Couch - Oregon Classic, Nationwide Tour Championship

FIRST-TIME WINNERS (16)

Ryan Palmer, Clearwater Classic
Brett Wetterich, Chitimacha Louisiana Open
Ted Purdy, First Tee Arkansas Classic
Zach Johnson, Rheem Classic
Andre Stolz, LaSalle Bank Open
Blaine McCallister, Northeast Pennsylvania Classic
Vaughn Taylor, Knoxville Open
Tom Carter, Samsung Canadian PGA Championship
Jason Bohn, Chattanooga Classic
Bo Van Pelt, Omaha Classic
Jeff Klauk, Preferred Health Systems Wichita Open
Roger Tambellini, Albertsons Boise Open
James Oh, Mark Christopher Charity Classic
Scott Gutschewski, Monterey Peninsula Classic
Lucas Glover, Gila River Golf Classic
D.J. Brigman, Permian Basin Charity Golf Classic

CONSECUTIVE TOURNAMENT WINS

None

PLAYOFFS (7)

Ted Purdy def. **Chris Tidland**, birdie on the third extra hole, First Tee Arkansas Classic
Zach Johnson def. **Steve Haskins**, par on the first extra hole, Rheem Classic
Vaughn Taylor def. **Joe Ogilvie**, birdie on the first extra hole, Knoxville Open
Tom Carter def. **Jason Bohn**, par on the first extra hole, Samsung Canadian PGA Championship
Mark Hensby def. **Zach Johnson**, birdie on the first extra hole, Henrico County Open
Chris Couch def. **Jason Bohn**, birdie on the first extra hole, Oregon Classic
James Oh def. **Jess Daley**, birdie on the third extra hole, Mark Christopher Charity Classic

HOLES-IN-ONE (29)

David Bransdon (Round 1, No. 11), Clearwater Classic
Andre Stolz (Round 3, No. 16), Clearwater Classic
Doug LaBelle II (Round 2, No. 3), Chitimacha Louisiana Open
Ted Purdy (Round 2, No. 8), Chitimacha Louisiana Open
Dave Rummells (Round 2, No. 8) Rheem Classic
Barry Cheesman (Round 3, No. 3), Virginia Beach Open
Charles Warren (Round 4, No. 7), SAS Carolina Classic
Charles Warren (Round 1, No. 15), NE PA Classic
Jeff Klauk (Round 1, No. 11), NE PA Classic
Steve Runge (Round 1, No. 14), Lake Erie Charity Classic
Jay Delsing (Round 3, No. 10), Lake Erie Charity Classic
Kevin Muncrief (Round 3, No. 16), Knoxville Open
Eric Frischette (Round 1, No. 13), Dayton Open
Brad Adamonis (Round 2, No. 16), Dayton Open
Bobby Gage (Round 2, No. 13), Dayton Open
Chip Beck (Round 1, No. 9 - par 4), Omaha Classic

Michael Bradley (Round 4, No. 16), Omaha Classic
Mike Brisky (Round 1, No. 5), Wichita Open
Vaughn Taylor (Round 1, No. 16), Alberta Calgary Classic
Sung Man Lee (Round 2, No. 7), Envirocare Utah Classic
Barry Cheesman (Round 1, No. 12), Oregon Classic
Jeff Quinney (Round 4, No. 13), Albertsons Boise Open
Mark Walker (Round 2, No. 14), Mark Christopher Charity Classic
Tripp Isenhour (Round 1, No. 15), Gila River Golf Classic
Scott Sterling (Round 3, No. 6), Gila River Golf Classic
Mark Hensby (Round 1, No. 2), Miccosukee Championship
Jeff Gove (Round 2, No. 8), Miccosukee Championship
Ted Purdy (Round 1, No. 2), Nationwide Tour Championship
Bo Van Pelt (Round 4, No. 8), Nationwide Tour Championship

MOST HOLES-IN-ONE IN A SINGLE EVENT

3, Dayton Open

MOST CONSECUTIVE BIRDIES

6, **Robert Conrad**, Mark Christopher Charity Classic, Round 4 (Nos. 13-18)

BEST BIRDIE/EAGLE STREAK

6-under (B-E-E-B), **Ty Armstrong**, LaSalle Bank Open (Round 1/Nos. 17-2)
6-under (E-B-B-B), **Guy Boros**, Lake Erie Charity Classic (Round 1/Nos. 17-3)
6-under (B-B-E-B-B), **Fran Quinn**, Henrico County Open (Round 2/Nos. 18-4)
6-under (B-B-B-B-E), **Zach Johnson**, Price Cutter Charity Championship (Round 3/Nos. 7-11)

TWO EAGLES IN SAME ROUND (55)

Kevin Johnson, Jacob's Creek Open (Round 3)
Steve Allan, Chitimacha Louisiana Open (Round 2)
David Morland, Chitimacha Louisiana Open (Round 2)
Brent Schwarzrock, Chitimacha Louisiana Open (Round 4)
Jess Daley, First Tee Arkansas Classic (Round 2)
Michael Muehr, **Emlyn Aubrey**, **Stiles Mitchell**, Rheem Classic (Round 1)
David Morland, **D. J. Brigman**, Rheem Classic (Round 2)
Michael Muehr, Rheem Classic (Round 3)
Andy Sanders, Virginia Beach Open (Round 2)
Ty Armstrong, **Ryan Palmer**, LaSalle Bank Open (Round 1)
Roger Tambellini, **Fran Quinn**, LaSalle Bank Open (Round 2)
Lee Williamson, Lake Erie Charity Classic (Round 4)
John Elliott, Knoxville Open (Round 2)
Tom Carter, Samsung Canadian PGA (Round 2)
Han Lee, Samsung Canadian PGA (Round 3)
Bob Heintz, Henrico County Open (Round 2)
Eric Frischette, Dayton Open (Round 1)
Brad Adamonis, **Bobby Gage**, **D.A. Points**, Dayton Open (Round 2)
Ron Ewing, **Kevin Durkin**, **Andrew McLardy**, **Boo Weekley**, Chattanooga Classic (Round 1)
Fran Quinn, Omaha Classic (Round 1)
Tyler Williamson, **Kelly Gibson**, Omaha Classic (Round 2)
Steve Gangluff, Omaha Classic (Round 3)
Bo Van Pelt, Omaha Classic (Round 4)
Wes Short, **Danny Briggs**, **Richard Barcelo**, Price Cutter Charity Championship (Round 1)
Boo Weekley, Price Cutter Charity Championship (Round 2)
Charles Warren, Price Cutter Charity Championship (Round 4)
Tag Ridings, Preferred Health Systems Wichita Open (Round 1)
Jimmy Walker, Preferred Health Systems Wichita Open (Round 4)
James Driscoll, Alberta Calgary Classic (Round 2)
Scott Piercy, Envirocare Utah Classic (Round 1)
George McNeil, **Roland Thatcher**, **Jimmy Walker**, **Doug Garwood**, Envirocare Utah Classic (Round 2)
Bo Van Pelt, Albertsons Boise Open (Round 1)
Jeff Quinney, Albertsons Boise Open (Round 4)
Victor Schwamkrug, Gila River Golf Classic (Round 1)
Mark Hensby, Gila River Golf Classic (Round 2)
David Branshaw, Permian Basin Charity Classic (Round 1)
Roger Tambellini, Permian Basin Charity Classic (Round 1)
Chris Couch, Permian Basin Charity Classic (Round 4)
Mark Hensby, Miccosukee Championship (Round 1)
Jason Dufner, Miccosukee Championship (Round 2)

THREE EAGLES IN SAME ROUND

Jimmy Walker, Chattanooga Classic (Round 3)

2003 Facts and Figures (cont.)

BACK-TO-BACK EAGLES (3)

Michael Muehr, Rheem Classic (Round 1, Nos. 11 and 12)
Ty Armstrong, LaSalle Bank Open (Round 1, Nos. 18 and 1)
Lee Williamson, Lake Erie Charity Classic (Round 4, Nos. 2 and 3)

DOUBLE EAGLES

Jason Schultz, Miccosukee Championship, Miccosukee G&CC
 (No. 14/driver, 4-iron, 214 yards)

WEATHER-SHORTENED EVENTS

None

COMPETITIVE COURSE RECORDS (no ties)

63, **Ryan Palmer**, Clearwater Country Club, Clearwater Classic
 62, **Rob Bradley**, TPC at Wakefield Plantation, SAS Carolina Classic
 64, **D.A. Points**, The Glen Club, LaSalle Bank Open
 61, **Paul Gow**, Glenmaura National Golf Club, NE PA Classic
 63, **Bart Bryant**, Black Creek Club, Chattanooga Classic
 60, **Craig Lile**, The Champions Club, Omaha Classic
 62, **Tom Carter**, The Links of Glen Eagles, Alberta Calgary Classic
 62, **Jason Dufner**, Miccosukee G&CC, Miccosukee Championship

TOURNAMENT RECORDS (no ties)

271, **Andre Stolz**, LaSalle Bank Open
 265, **Blaine McCallister**, Northeast Pennsylvania Classic
 263, **Jason Bohn**, Chattanooga Classic
 263, **Tom Carter**, Alberta Calgary Classic
 276, **Scott Gutschewski**, Monterey Peninsula Classic
 270, **Craig Bowden**, Miccosukee Championship
 270, **Chris Couch**, Nationwide Tour Championship

NATIONWIDE TOUR PLAYER OF THE MONTH

March	Joe Ogilvie
April	Zach Johnson
May	Tripp Isenhour
June	Vaughn Taylor
July	Zach Johnson
August	Tom Carter
September	Roger Tambellini
October	Chris Couch

Glossary of Statistics

Total Driving

Total Driving is computed by totaling a player's rank in driving distance and driving accuracy.

Driving Distance*

The average number of yards per measured drive. Driving distance is measured on two holes per round. Care is taken to select holes which face in opposite directions to counteract the effects of wind. Drives are measured to the point they come to rest, regardless of whether they are in the fairway or not.

Driving Accuracy

The percentage of time a player is able to hit the fairway with his tee shot.

Greens in Regulation

The percentage of time a player was able to hit the green in regulation (greens hit in regulation/holes played). Note: A green is considered hit in regulation if any part of the ball is touching the putting surface and the number of strokes taken is two or less than par.

Putting Average

Measures putting performance on greens hit in regulation. For each green hit in regulation, the total number of putts is divided by the number of greens hit in regulation. By using greens hit in regulation, we are able to eliminate the affects of chipping close and one-putting in the computation.

Sand Saves Percentage

The percentage of time a player is able to get up and down once in a greenside sand bunker. Note: This up and down is computed regardless of score on the hole.

Eagles (holes per)

The average number of holes between each eagle.

Birdie Leaders

The average number of birdies made per round played.

All Around

This statistic is computed by totaling a player's rank in each of the following statistics: Scoring Leaders, Putting Leaders, Eagle Leaders, Birdie Leaders, Sand Saves, Greens in Regulation, Driving Distance and Driving Accuracy.

2003 Statistical Leaders

Driving Distance

Name	Rounds	Avg.
1. Victor Schwamkrug	52	339.3
2. Scott Gutschewski	42	320.8
3. Bubba Watson	68	319.3
4. Brett Wetterich	76	318.0
5. Tom Carter	67	311.1
6. Chris Couch	68	311.0
T7. Ryan Palmer	84	309.9
T7. Jimmy Walker	62	309.9
9. Stiles Mitchell	35	309.4
10. John Elliott	80	308.9
TOUR AVG.		292.9

Putting Average

Name	Rounds	Avg.
1. Zach Johnson	78	1.699
2. Bob Heintz	84	1.708
3. Josh Broadaway	53	1.723
4. Brad Ott	57	1.725
5. Scott Gutschewski	42	1.727
6. Andre Stolz	56	1.728
7. Jimmy Walker	62	1.729
8. Chris Couch	68	1.735
9. Daniel Chopra	82	1.737
10. Eduardo Herrera	63	1.739
TOUR AVG.		1.778

Birdie Average

Name	Rounds	Avg.
1. Scott Gutschewski	42	4.81
2. Zach Johnson	78	4.77
3. Joe Ogilvie	88	4.55
4. Jason Dufner	92	4.53
5. Chris Couch	68	4.49
6. Jimmy Walker	62	4.44
7. Mark Hensby	80	4.38
8. Brad Ott	57	4.30
9. Lucas Glover	85	4.29
10. Bo Van Pelt	86	4.28
TOUR AVG.		3.71

All-Around Ranking

Name	Starts	Avg.
1. Zach Johnson	20	111
2. Roger Tambellini	17	179
3. Daniel Chopra	22	182
4. Jason Bohn	18	196
5. Scott Gutschewski	12	219
6. Andre Stolz	16	220
7. Mark Hensby	23	222
8. Bo Van Pelt	24	228
9. Jimmy Walker	18	234
10. Blaine McCallister	18	240
TOUR AVG.		589

Driving Accuracy Percentage

Name	Rounds	Pct.
1. Scott Gump	87	75.7
2. Craig Bowden	71	74.5
3. David Ogrin	60	74.1
4. John Morse	40	73.6
T5. Steve Ford	50	72.2
T5. Jeff Hart	51	72.2
7. Paul Claxton	94	71.9
8. Jason Bohn	64	71.6
T9. Steve Haskins	79	71.5
T9. Matt Peterson	50	71.5
TOUR AVG.		63.4

Total Driving

Name	Starts	Pct.
1. Jason Bohn	18	36
2. Boo Weekley	23	43
3. Kevin Durkin	18	53
4. Roger Tambellini	17	54
5. Zach Johnson	20	55
6. Jason Dufner	26	61
7. Ryan Palmer	24	67
8. Jim Rutledge	12	71
9. Charles Warren	26	76
10. Scott Dunlap	23	77
TOUR AVG.		147

Sand Save Percentage

Name	Rounds	Pct.
1. David Morland IV	74	64.9
2. Tom Carter	67	63.1
3. Andre Stolz	56	62.3
4. Kevin Muncrief	36	62.2
5. John Morse	40	61.3
T6. Ben Bates	63	60.6
T6. Chris Zambri	59	60.6
8. Zach Johnson	78	60.4
9. Ryuji Imada	79	60.2
10. Scott Gump	87	59.8
TOUR AVG.		48.8

Greens In Regulation

Name	Rounds	Avg.
1. David Branshaw	86	72.4
T2. Scott Dunlap	70	72.2
T2. Ted Purdy	81	72.2
4. Scott Gutschewski	42	72.1
5. Tom Carter	67	71.6
6. Boo Weekley	73	71.5
T7. Jason Bohn	64	71.4
T7. Jason Dufner	92	71.4
T7. Vaughn Taylor	50	71.4
10. Craig Bowden	71	70.8
TOUR AVG.		66.7

Eagles (Holes Per)

Name	Rounds	Avg.
1. Chris Couch	68	64.4
2. Tom Carter	67	67.0
3. Fran Quinn	80	72.0
4. Bo Van Pelt	86	77.4
5. Victor Schwamkrug	52	78.0
6. Roger Tambellini	62	85.8
7. Daniel Chopra	82	86.8
8. Stiles Mitchell	35	90.0
9. Jimmy Walker	62	93.0
10. Scott Gutschewski	42	94.5
TOUR AVG.		157.9

Scoring Average

Name	Rounds	Avg.
1. Zach Johnson	78	68.97
2. Scott Gutschewski	42	69.00
3. Jason Bohn	64	69.48
4. Blaine McCallister	62	69.53
5. Mark Hensby	80	69.58
6. Nick Cassini	36	69.61
7. Bo Van Pelt	86	69.73
T8. Daniel Chopra	82	69.76
T8. Jason Dufner	92	69.76
T8. Joe Ogilvie	88	69.76
T8. Jimmy Walker	62	69.76
TOUR AVG.		71.01

2003 Scoring Average (by event)

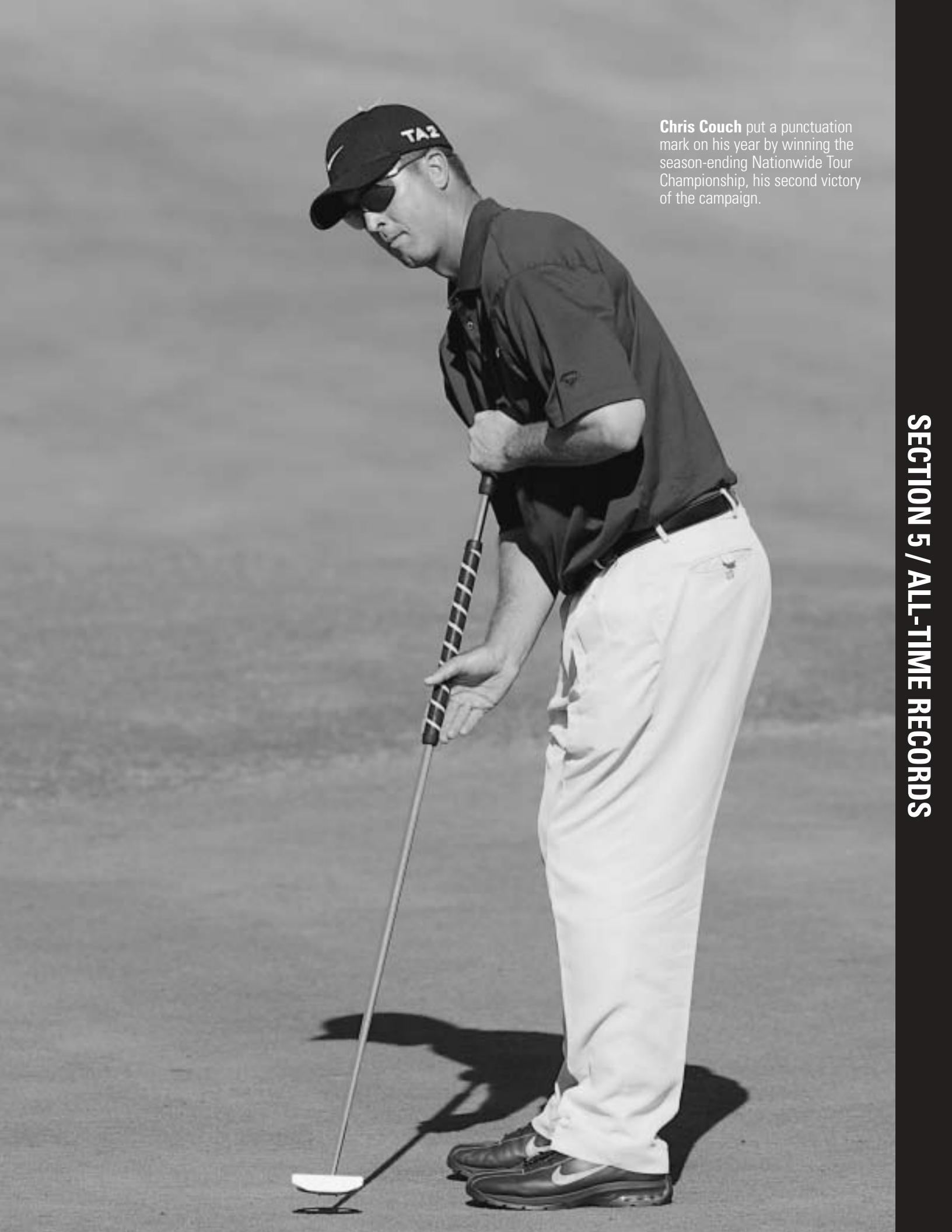
Tournament	Round 1	Round 2	Round 3	Round 4	Total
Jacob's Creek Open	73.677	74.175	73.761	73.127	73.778
Clearwater Classic	73.368	72.487	72.333	71.621	72.645
Chitimacha Louisiana Open	69.486	69.191	71.351	71.716	70.090
First Tee Arkansas Classic	73.342	72.013	70.550	71.917	72.276
Rheem Classic	71.308	71.728	70.831	71.676	71.432
BMW Charity Pro-Am at the Cliffs	71.076	71.217	70.986	71.365	71.156
VB Open	73.609	71.780	73.582	75.000	73.193
SAS Carolina Classic	71.232	70.441	69.891	69.172	70.455
LaSalle Bank Open	72.503	71.127	70.638	73.348	71.878
Northeast Pennsylvania Classic	70.372	71.215	69.944	70.319	70.575
Lake Erie Charity Classic at Peek 'n Peak Resort	71.710	71.658	71.971	72.015	71.778
Knoxville Open	71.723	71.027	70.224	71.000	71.146
Samsung Canadian PGA Championship	72.645	72.194	70.365	72.676	72.129
The Reese's Cup Classic	72.307	71.980	71.933	72.947	72.243
Henrico County Open	70.845	70.857	69.397	69.587	70.431
Dayton Open	70.388	70.130	70.742	70.919	70.429
Chattanooga Classic	70.343	70.955	69.603	69.441	70.269
Omaha Classic	70.346	69.748	69.041	69.452	69.792
Price Cutter Charity Championship	70.814	70.020	69.783	69.217	70.137
Preferred Health Systems Wichita Open	70.660	70.730	68.838	68.257	69.998
Alberta Calgary Classic	71.307	69.680	69.200	70.323	70.279
Envirocare Utah Classic	71.814	71.458	69.838	70.313	71.162
Oregon Classic	71.929	72.928	71.835	71.987	72.250
Albertsons Boise Open	71.516	71.722	70.676	71.500	71.455
Mark Christopher Charity Classic	70.521	71.140	70.031	70.750	70.693
Monterey Peninsula Classic	73.694	73.879	72.841	73.043	73.509
Gila River Classic at Wild Horse Pass Resort	71.252	70.892	70.162	71.294	70.962
Permian Basin Charity Golf Classic	72.413	71.914	70.055	70.959	71.600
Miccosukee Championship	70.839	70.326	71.417	70.983	70.771
Nationwide Tour Championship	70.982	71.564	71.407	72.537	71.619

Toughest Holes on the 2003 Nationwide Tour

RANK	GOLF COURSE	HOLE #	PAR	AVG. SCORE	AVG. OVER PAR	EAGLES	BIRDIES	PARS	BOGEYS	DOUBLE BOGEYS	TRIPLE BOGEY+	TOURNAMENT NAME
1.	Kooyonga GC	2	4	4.665	.665		26	187	188	43	19	Jacob's Creek Open
2.	Kooyonga GC	8	4	4.611	.611		23	208	171	50	11	Jacob's Creek Open
3.	The Cliffs at Keowee Vineyards	17	3	3.580	.580		6	87	45	13	6	BMW Charity Pro-Am at the Cliffs
4.	Hardscrabble CC	10	4	4.477	.477		21	227	169	31	1	Rheem Classic
5.	TPC of Virginia Beach	10	4	4.464	.464		19	234	156	26	5	VB Open
6.	Kooyonga GC	10	4	4.432	.432	1	32	241	151	32	6	Jacob's Creek Open
7.	TPC of Virginia Beach	2	4	4.405	.405		29	248	131	25	7	VB Open
8.	Bayonet Course	2	4	4.400	.400		24	229	146	22	1	Monterey Peninsula Classic
T9.	Kooyonga GC	15	3	3.397	.397		21	257	168	14	3	Jacob's Creek Open
T9.	The Links of GlenEagles	10	4	4.397	.397		26	233	154	17	3	Alberta Calgary Classic
11.	Diamante GC	2	4	4.393	.393		35	220	150	17	6	First Tee Arkansas Classic
12.	The Golf Club at Yankee Trace	17	4	4.386	.386		34	226	119	38		Dayton Open
13.	DiamondBack GC	1	4	4.380	.380		30	263	134	27	4	Samsung Canadian PGA Championship
14.	Miccosukee G&CC	10	4	4.377	.377		22	227	132	19	1	Miccosukee Championship
15.	Hardscrabble CC	5	4	4.376	.376		37	243	142	19	8	Rheem Classic
16.	Clearwater CC	13	4	4.367	.367		34	254	112	34	5	Clearwater Classic
17.	Crestview CC	6	4	4.364	.364		37	245	148	24	2	Preferred Health Systems Wichita Open
18.	Kooyonga GC	6	4	4.361	.361		24	270	148	20	1	Jacob's Creek Open
19.	Bayonet Course	13	4	4.360	.360		25	247	126	22	2	Monterey Peninsula Classic
20.	The Glen Club	6	4	4.357	.357		19	265	142	16	1	LaSalle Bank Open
21.	DiamondBack GC	6	4	4.332	.332		34	258	148	16	2	Samsung Canadian PGA Championship
22.	The Cliffs at Keowee Vineyards	8	4	4.331	.331		12	90	46	9		BMW Charity Pro-Am at the Cliffs
23.	Miccosukee G&CC	11	4	4.329	.329		33	232	111	21	4	Miccosukee Championship
24.	Kooyonga GC	17	4	4.326	.326	1	43	273	109	27	10	Jacob's Creek Open
25.	Hillcrest CC	11	4	4.319	.319		30	265	126	18	3	Albertsons Boise Open
26.	CC of Hershey (East Course)	16	3	3.313	.313		46	258	114	31	4	The Reese's Cup Classic
27.	CC of Hershey (East Course)	8	3	3.309	.309		22	279	142	10		The Reese's Cup Classic
28.	Empire Lakes GC	12	4	4.300	.300		41	235	121	16	4	Mark Christopher Charity Classic
29.	TPC of Virginia Beach	14	4	4.291	.291		32	262	133	12	1	VB Open
30.	Le Triomphe CC	13	4	4.289	.289		49	265	75	34	10	Chitimacha Louisiana Open
31.	Kooyonga GC	3	3	3.287	.287		42	262	144	14	1	Jacob's Creek Open
32.	Glenmaura National GC	16	4	4.285	.285		54	258	100	31	6	Northeast Pennsylvania Classic
T33.	TPC of Virginia Beach	9	4	4.284	.284		47	250	119	19	5	VB Open
T33.	The Glen Club	11	3	3.284	.284		29	285	106	20	3	LaSalle Bank Open
35.	CC of Hershey (East Course)	15	4	4.283	.283		39	263	136	14	1	The Reese's Cup Classic
T36.	Black Creek Club	17	3	3.279	.279		33	257	99	20	3	Chattanooga Classic
T36.	The Links of GlenEagles	2	4	4.279	.279		28	266	130	8	1	Alberta Calgary Classic
38.	Empire Lakes GC	17	3	3.278	.278		28	261	113	14	1	Mark Christopher Charity Classic
39.	Hardscrabble CC	14	4	4.276	.276		63	231	126	27	2	Rheem Classic
40.	Bayonet Course	8	3	3.273	.273		19	271	130	2		Monterey Peninsula Classic
41.	Black Creek Club	7	3	3.272	.272		36	246	115	13	2	Chattanooga Classic
42.	Peek'n Peak Resort, (Upper)	5	4	4.271	.271		31	279	122	12	2	Lake Erie Charity Classic at Peek 'n Peak Resort
43.	Diamante GC	5	4	4.257	.257		40	253	123	9	3	First Tee Arkansas Classic
44.	The GC at Yankee Trace	16	3	3.254	.254	1	28	259	122	7		Dayton Open
45.	Hillcrest CC	8	3	3.253	.253		33	271	132	5	1	Albertsons Boise Open
T46.	CC of Hershey (East Course)	7	4	4.252	.252		51	259	121	22		The Reese's Cup Classic
T46.	Empire Lakes GC	6	4	4.252	.252		34	254	120	8	1	Mark Christopher Charity Classic
48.	Hillcrest CC	13	3	3.249	.249	1	29	276	131	5		Albertsons Boise Open
49.	TPC at Wakefield Plantation	10	4	4.248	.248		33	264	135	3		SAS Carolina Classic
50.	Clearwater CC	18	4	4.246	.246		37	285	93	21	3	Clearwater Classic

How the Courses Played on the 2003 Nationwide Tour

RANK	GOLF COURSE	PAR	YDG	AVG. SCORE	AVG. O/U PAR	EAGLES	BIRDIES	PARS	BOGEYS	DOUBLE BOGEYS	TRIPLE BOGEY+	TOURNAMENT NAME
1	Kooyonga GC	72	6711	73.778	2.778	37	1283	4794	1872	284	64	Jacob's Creek Open
2	Bayonet Course	72	7117	73.509	1.509	26	1162	4732	1521	137	18	Monterey Peninsula
3	Hardscrabble CC	70	6619	71.432	1.432	72	1367	4762	1646	203	32	Rheem Classic
4	CC of Hershey (East)	71	7154	72.243	1.243	26	1322	5075	1541	176	14	The Reese's Cup Classic
5	TPC of Virginia Beach	72	7436	73.193	1.193	20	1320	4959	1395	194	32	VB Open
6	DiamondBack GC	71	7067	72.129	1.129	56	1383	5062	1516	197	30	Samsung Canadian PGA
7	The Cliffs at Keowee Vinyards	71	7006	71.669	.669	8	538	1746	444	70	20	BMW Charity Pro-Am
8	Clearwater CC	72	7122	72.645	.645	20	1364	5095	1196	197	30	Clearwater Classic
9	Hillcrest CC	71	6769	71.455	.455	52	1463	4842	1450	129	20	Albertsons Boise Open
10	The Links of GlenEagles	70	6981	70.279	.279	32	1434	4893	1280	132	23	Alberta Calgary Classic
11	Diamante GC	72	7519	72.276	.276	27	1492	4704	1328	126	27	First Tee Arkansas
12	Shadow Hills CC	72	7007	72.250	.250	40	1541	5239	1353	156	23	Oregon Classic
13	The Glen Club	72	7149	71.878	.122-	53	1650	4786	1290	175	20	LaSalle Bank Open
14	Peek'n Peak Rst, Upper Course	72	6978	71.778	.222-	52	1540	5049	1248	121	18	Lake Erie Charity Classic
15	Miccosukee G&CC	71	7200	70.771	.229-	41	1441	4458	1144	118	16	Miccosukee Championship
16	Empire Lakes GC	71	7017	70.693	.307-	16	1464	4818	1074	113	21	Mark Christopher Charity
17	Senator Course	72	7661	71.619	.381-	31	773	2446	609	54	11	Nationwide Championship
18	Midland CC	72	7354	71.600	.400-	53	1553	4798	1142	132	26	Permian Basin Classic
19	Glenmaura National GC	71	6990	70.575	.425-	20	1686	5085	1087	173	31	Northeast Pennsylvania
20	TPC at Wakefield Plantation	71	7257	70.455	.545-	10	1476	5212	1019	102	11	SAS Carolina Classic
21	Willow Creek CC	72	7104	71.162	.838-	62	1651	5005	1157	106	11	Envirocare Utah Classic
22	Fox Den CC	72	7142	71.146	.854-	46	1563	5191	949	131	22	Knoxville Open
23	Crestview CC	71	6886	69.998	1.002-	53	1793	5080	1148	114	20	Preferred Wichita Open
24	Whirlwind GC (Cattail)	72	7,240	70.962	1.038-	39	1696	4605	1055	106	23	Gila River Classic
25	The Cliffs (Valley Course)	72	7023	70.892	1.108-	9	1145	3602	648	81	5	BMW Charity Pro-Am
26	The Dominion Club	72	7089	70.431	1.569-	46	1766	4471	937	105	19	Henrico County Open
27	The GC at Yankee Trace	72	7139	70.429	1.571-	69	1731	4644	929	118	15	Dayton Open
28	Black Creek Club	72	7044	70.269	1.731-	94	1884	4326	915	157	40	Chattanooga Classic
29	Highland Springs CC	72	7057	70.137	1.863-	81	1902	4970	936	124	15	Price Cutter Charity
30	Le Triomphe CC	72	7004	70.090	1.910-	82	1871	4787	919	118	17	Chitimacha Louisiana Open
31	The Champions Club	72	7097	69.792	2.208-	90	2067	4966	985	102	16	Omaha Classic

A black and white photograph of a male golfer, Chris Couch, in a ready stance on a golf course. He is wearing a dark short-sleeved polo shirt, light-colored trousers, a dark baseball cap with 'TA2' on it, and sunglasses. He is holding a golf club with both hands, and his shadow is cast on the grass to his left. The background is a blurred view of a golf course under a clear sky.

Chris Couch put a punctuation mark on his year by winning the season-ending Nationwide Tour Championship, his second victory of the campaign.

All-Time Nationwide Tour Records

SCORING RECORDS (Individual):

72 holes:

- 258**, (63-65-64-66), **Chris Smith**, The Champions Club, Omaha, NE, in winning 1997 Omaha Classic
- 260**, (65-68-62-65), **Mark Hensby**, Hardscrabble CC, Fort Smith, AR, in winning 1998 Fort Smith Classic
- 261**, (65-63-66-67), **Tim Conley**, Willow Creek GC, Knoxville, TN, in winning 1993 Knoxville Open
- 261**, (66-67-64-64), **Todd Gleaton**, Missouri Bluffs GC, St. Charles, MO, in winning 1997 St. Louis Golf Classic
- 261**, (63-66-64-68), **Ben Crane**, Whirlwind GC, Chandler, AZ, in winning 2001 Gila River Golf Classic
- 261**, (63-66-65-67), **Bo Van Pelt**, Whirlwind GC, Chandler, AZ, in finishing second 2001 Gila River Golf Classic
- 261**, (65-67-65-64), **Jason Caron**, Whirlwind GC, Chandler, AZ, in finishing second 2001 Gila River Golf Classic

54 holes:

- 196**, (66-70-60), **Jeff Woodland**, Dakota Dunes CC, Sioux City, IA, in winning 1991 Dakota Dunes Open
- 196**, (67-64-65), **P.H. Horgan III**, Desert Hills GC, Yuma, AZ, in winning 1991 Yuma Open
- 196**, (66-63-67), **Michael Christie**, Riverside CC, Provo, UT, in winning 1996 Utah Classic

First 54 holes (72-hole tournament):

- 190**, (65-61-64), **David Branshaw**, Whirlwind GC, Chandler, AZ, 2002 Gila River Golf Classic
- 192**, (63-65-64), **Chris Smith**, The Champions Club, Omaha, NE, 1997 Omaha Classic
- 193**, (63-64-66), **Trevor Dodds**, Heatherwoode GC, Springboro, OH, 1997 Miami Valley Open
- 193**, (63-66-64), **Ben Crane**, Whirlwind GC, Chandler, AZ, 2001 Gila River Golf Classic
- 194**, (65-63-66), **Tim Conley**, Willow Creek GC, Knoxville, TN, 1993 Knoxville Open
- 194**, (62-68-64), **Brett Wetterich**, Le Triomphe CC, Broussard, LA, 2003 Chitimacha Louisiana Open

36 holes (opening rounds):

- 125**, (64-61), **Jason Gore**, Whirlwind GC, Chandler, AZ, 2002 Gila River Golf Classic
- 126**, (65-61), **David Branshaw**, Whirlwind GC, Chandler, AZ, 2002 Gila River Golf Classic
- 127**, (62-65), **Kim Young**, Dakota Dunes CC, Sioux City, IA, 1990 Dakota Dunes Open
- 127**, (61-66), **Eric Hoos**, Reflection Ridge GC, Wichita, KS, 1991 Wichita Charity Classic
- 127**, (63-64), **Trevor Dodds**, Heatherwoode GC, Springboro, OH, 1997 Miami Valley Open
- 127**, (66-61), **Emlyn Aubrey**, Willowbend GC, Wichita, KS, 1998 Wichita Open
- 127**, (63-64), **David Sutherland**, Willow Creek CC, Sandy, UT, 2001 Utah Classic
- 127**, (66-61), **Wes Short**, Le Triomphe CC, Broussard, LA, 2003 Chitimacha Louisiana Open

36 holes (consecutive rounds):

- 125**, (60-65), **Jeff Freeman**, Hardscrabble CC, Fort Smith, AR, 2001 Fort Smith Classic
- 125**, (64-61), **Jason Gore**, Whirlwind GC, Chandler, AZ, 2002 Gila River Golf Classic
- 125**, (64-61), **David Branshaw**, Whirlwind GC, Chandler, AZ, 2002 Gila River Golf Classic
- 126**, (59-67), **Doug Dunakey**, Heatherwoode GC, Springboro, OH, 1998 Miami Valley Open
- 126**, (61-65), **David Branshaw**, Whirlwind GC, Chandler, AZ, 2002 Gila River Golf Classic
- 126**, (65-61), **Paul Gow**, Glenmaura National GC, Moosic, PA, 2003 Northeast Pennsylvania Classic

18 holes:

- 59**, **Notah Begay III**, The Dominion Club, Richmond, VA, second round, 1998 Dominion Open
- 59**, **Doug Dunakey**, Heatherwoode GC, Springboro, OH, second round, 1998 Miami Valley Open
- 60**, **Jeff Woodland**, Dakota Dunes CC, Sioux City, IA, final round, 1991 Dakota Dunes Open
- 60**, **Clark Dennis**, Missouri Bluffs GC, St. Charles, MO, final round, 1997 St. Louis Golf Classic
- 60**, **Jimmy Green**, Raleigh CC, Raleigh, NC, first round, 1998 Carolina Classic
- 60**, **Matthew Lane**, Sedgefield CC, Greensboro, NC, in the second round of the 1998 Greensboro Open
- 60**, **Jeff Freeman**, Hardscrabble CC, Fort Smith, AR, in the third round of the 2001 Fort Smith Classic
- 60**, **Craig Lile**, The Champions Club, Omaha, NE, in the second round of the 2003 Omaha Classic

18 holes (by round):

- First round:** 60, **Jimmy Green**, Raleigh CC, Raleigh, NC, 1998 Carolina Classic
- Second round:** 59, **Notah Begay III**, The Dominion Club, Richmond, VA, 1998 Dominion Open; **Doug Dunakey**, Heatherwoode GC, Springboro, OH, 1998 Miami Valley Open
- Third round:** 60, **Jeff Woodland**, Dakota Dunes CC, Sioux City, IA, 1991 Dakota Dunes Open; **Jeff Freeman**, Hardscrabble CC, Fort Smith, AR, 2001 Fort Smith Classic
- Fourth round:** 60, **Clark Dennis**, Missouri Bluffs GC, St. Charles, MO, 1997 St. Louis Golf Classic

9 holes:

- 27**, **Notah Begay III**, The Dominion Club, Richmond, VA, second round, 1998 Dominion Open
- 27**, **Doug Dunakey**, Heatherwoode GC, Springboro, OH, second round, 1998 Miami Valley Open
- 28**, **Jeff Woodland**, Dakota Dunes CC, Sioux City, IA, final round, 1991 Dakota Dunes Open
- 28**, **Tom Lehman**, Northgate GC, Reno, NV, second round, 1991 Reno Open
- 28**, **Tommy Tolles**, Riverside CC, Provo, UT, final round, 1993 Utah Classic
- 28**, **Joey Snyder**, The Champions Club, Omaha, NE, first round, 1999 Omaha Classic
- 28**, **Chris Zambri**, Hillcrest CC, Boise, ID, first round, 2000 Boise Open
- 28**, **David Lebeck**, Le Triomphe CC, Lafayette, LA, first round, 2001 Louisiana Open
- 28**, **Jay Hobby**, The Cliffs Keowee Vineyards, Sunset, SC, second round, 2001 BMW Charity Pro-Am
- 28**, **Doug Barron**, Kemper Lakes GC, Long Grove, IL, third round, 2002 LaSalle Bank Open
- 28**, **Tripp Isenhour**, Hillcrest CC, Boise, ID, final round, 2003 Albertsons Boise Open

Most strokes under par:

- 26**, **Chris Smith** in winning the 1997 Omaha Classic (258)
- 26**, **Todd Barranger** in winning the 2001 Dayton Open (262)
- 26**, **Bo Van Pelt** in winning the 2003 Omaha Classic (262)
- 25**, **Ben Crane** in winning the 2000 Wichita Open (263)
- 25**, **Bo Van Pelt** in finishing second at the 2001 Dayton Open (263)

Most birdies in a row:

- 9**, **Omar Uresti** Southern Trace CC, Shreveport, LA, third round, 1994 Shreveport Open (holes 4-12)

Most birdies in a row to start a round:

- 7**, **Rocky Walcher** Willowbend CC, Wichita, KS, third round, 2000 Wichita Open

Best birdie/eagle streak:

- 9-under, **Ahmad Bateman** (B,B,B,B,E,B,B,B), 1996 Utah Classic
- 8-under, **Tom Lehman** (B,E,B,E,B,B), 1991 Reno Open
- 8-under, **Tommy Tolles** (B,B,B,E,B,B,B), 1993 Utah Classic
- 8-under, **Doug Barron** (B,B,E,B,B,B,B), 2002 LaSalle Bank Open

All-Time Nationwide Tour Records (cont.)

Most consecutive cuts made:

- 31, Chris Perry**, three events in 1993, 24 in 1994, one in 1995, three in 1996
21, Bob May, 1993

Most consecutive bogey-free holes:

- 106, Heath Slocum**, 2001 (began on the ninth hole of the final round, Greater Cleveland Open; includes 72 holes of the Dayton Open; ended on the seventh hole of the second round, Knoxville Open)

Double eagles:

- 29** times, most recent: **Jason Schultz**, first round, 2003 Miccosukee Championship

Most eagles in a round:

- 3, **Tom Lehman** in the second round of the 1991 Reno Open
 3, **David Jackson** in the fourth round of the 1997 Inland Empire Open
 3, **Harry Rudolph** in the second round of the 1997 Monterrey Open
 3, **Kevin Johnson** in the final round of the 1999 Omaha Classic
 3, **Jason Tyska** in the final round of the 1999 Utah Classic
 3, **Jeff Freeman** in the third round of the 2001 Omaha Classic
 3, **Arron Oberholser** in the second round of the 2002 Utah Classic
 3, **Jimmy Walker**, in the third round of the 2003 Chattanooga Classic

Back-to-back eagles:

- 21** times, most recent: **Lee Williamson**, in the final round of the 2003 Lake Erie Charity Classic

Largest 18-hole lead:

- 6** strokes, **Ron Philo, Jr.**, 1994 Pensacola Classic

Largest 36-hole lead:

- 6** strokes, **Joe Durant**, 1996 Shreveport Open
6 strokes, **David Sutherland**, 2001 Utah Classic

Largest 54-hole lead:

- 6** strokes, **John Flannery**, 1992 South Carolina Classic

VICTORY RECORDS

Most victories during career (see All-Time Tour Winners):

- 6, **Sean Murphy** (1992-1/1993-4/1995-1)
 6, **Matt Gogel** (1996-1/1997-1/1998-2/1999-2)
 5, **Chris Smith** (1995-2/1997-3)
 5, **Pat Bates** (1994-1/1997-1/2001-3)

Most victories in a calendar year:

- 4, **Sean Murphy** (1993)
 3, **Dick Mast** (1990)
 3, **Jim McGovern** (1990)
 3, **Mike Springer** (1990)
 3, **Tom Lehman** (1991)
 3, **Brian Henninger** (1992)
 3, **John Flannery** (1992)
 3, **Jerry Haas** (1994)
 3, **Allen Doyle** (1995)
 3, **Michael Christie** (1996)
 3, **Stewart Cink** (1996)
 3, **Chris Smith** (1997)
 3, **Heath Slocum** (2001)
 3, **Chad Campbell** (2001)
 3, **Pat Bates** (2001)
 3, **Patrick Moore** (2002)
 3, **Tom Carter** (2003)



Sean Murphy

Most consecutive victories:

- 2, **Tommy Armour III**, 1994 Miami Valley Open and Cleveland Open
 2, **Jerry Haas**, 1994 Tri-Cities Open and Sonoma County Open
 2, **Chris Smith**, 1997 Dakota Dunes Open and Omaha Classic
 2, **Carl Paulson** (consecutive starts), 1999 Utah Classic and Boise Open
 2, **Pat Bates**, 2001 Shreveport Open and Tour Championship
 2, **Jason Gore**, 2002 Oregon Classic and Albertsons Boise Open

Most first-time winners during calendar year:

- 23, 1991
 20, 2002
 19, 2000
 18, 1998

Youngest winners:

- James Oh**, 21 years, 5 months, 27 days, 2003 Mark Christopher Charity Classic
David Duval, 21 years, 9 months, 1993 Wichita Open
David Duval, 21 years, 11 months, 1993 Tour Championship
Perry Moss, 23 years, 1 month, 1992 Texarkana Open
Stewart Cink, 23 years, 1 month, 2 days, 1996 Ozarks Open

Oldest winners:

- Dick Mast**, 48 years, 6 months, 17 days, 1999 New Mexico Classic
Allen Doyle, 47 years, 3 months, 26 days, 1995 Tour Championship
Allen Doyle, 47 years, 1 month, 1 day, 1995 Texarkana Open
Allen Doyle, 46 years, 8 months, 1995 Mississippi Gulf Coast Classic
Frank Conner, 45 years, 7 months, 1991 Tulsa Open

Youngest to play in an event:

- Michelle Wie**, 13 years, 11 months, 7 days, 2003 Albertsons Boise Open, m/c
Gregory LaVoie, 15 years, 8 months, 2 days, 1999 Tri-Cities Open, m/c
Sean Harlington, 16 years, 9 months, 13 days, 2003 Mark Christopher Charity Classic, T33
Michael Beard, 17 years, 1 month, 6 days, 1997 Inland Empire Open, m/c
Sean O'Hair, 17 years, 1 month, 8 days, 1999 Fort Smith Classic, T33

Most years between victories:

- 9 years, 3 months, 23 days, **Dick Mast** (1990 Fort Wayne Open – 1999 New Mexico Classic)
 8 years, 11 months, 21 days, **Jeff Gallagher** (1991 Cleveland Open – 2000 South Carolina Classic)

Left-handed winners:

- Vic Wilk**, 1994 Knoxville Open
Steve Flesch, 1997 Tour Championship

Largest winning margin:

- 11 strokes, **Chris Smith**, 1997 Omaha Classic
 7 strokes, **Jon Christian**, 1992 Connecticut Open
 7 strokes, **Tim Conley**, 1993 Knoxville Open
 7 strokes, **Mike Brisky**, 1994 Texarkana Open

Best come-from-behind victory:

- 10, **John Flannery**, 1991 Reno Open
 10, **Gary Hallberg**, 2002 Northeast Pennsylvania Classic
 8, **Stan Utley**, 1995 Louisiana Open

Won event after open-qualifying (16):

- Tom Garner**, 1990 Central New York Classic
John Flannery, 1991 Reno Open
Glen Hnatiuk, 1992 Mississippi Gulf Coast Classic
John Dowdall, 1992 Hawkeye Open
Perry Moss, 1992 Texarkana Open
Sonny Skinner, 1993 Shreveport Open
Angel Franco, 1993 Dominion Open
Michael Christie, 1995 Carolina Classic
P.J. Cowan, 1996 Tallahassee Open
Paul Gow, 1997 Permian Basin Open
Darron Stiles, 1999 Dominion Open
Ben Crane, 2000 Wichita Open
Jace Bugg, 2002 Arkansas Classic
Patrick Moore, 2002 Richmond Open
Andy Miller, 2002 State Farm Open
James Oh, 2003 Mark Christopher Charity Classic

Victorious in first Nationwide Tour event:

- Mike Springer**, 1990 Bakersfield Open
Buddy Gardner, 1990 Panama City Beach Classic
Ted Tryba, 1990 Gateway Open
Lindy Miller, 1990 Amarillo Open
P.H. Horgan III, 1991 Yuma Open
Gary McCord, 1991 Gateway Open
Angel Franco, 1993 Dominion Open
Stuart Appleby, 1995 Monterrey Open
Gavin Coles, 2002 Jacob's Creek Open

Most consecutive years with a victory:

- 4, **Matt Gogel**, 1996-99
 3, **Ted Tryba**, 1990-92
 3, **Mike Schuchart**, 1993-95

All-Time Nationwide Tour Records (cont.)

Victorious in event after making the cut on the number:

Doug Martin, 1993 South Texas Open
Stan Utley, 1995 Louisiana Open
Tripp Isenhour, 2000 Mississippi Gulf Coast Open

Victories by international players:

Australia (13)

Mark Hensby (3)
 Stuart Appleby (2)
 Mathew Goggin (2)
 Paul Gow (2)
 Gavin Coles
 Anthony Painter
 Peter O'Malley
 Andre Stolz

Canada (11)

Glen Hnatiuk (4)
 David Morland IV (2)
 Rick Todd (2)
 Jerry Anderson
 Ian Leggatt
 Richard Zokol

New Zealand (4)

Michael Long (2)
 Steven Alker
 Phil Tataurangi

South Africa (4)

Tim Clark (2)
 Deane Pappas (2)

England (1)

Edward Fryatt

Japan (1)

Ryuji Imada

Malaysia (1)

Iain Steel

Mexico (1)

Keoke Cotner

Namibia (1)

Trevor Dodds

New Guinea (1)

Jeff Woodland

Paraguay (1)

Angel Franco

Wales (1)

Richard Johnson

West Indies (1)

Stephen Ames

Yugoslavia (1)

Zoran Zorkic

Longest sudden-death playoffs (holes):

- 9, **Eric Booker** defeated **Notah Begay III** in the 1998 Lehigh Valley Open
- 8, **Tom Lehman** defeated **John Wilson** and **Tim Straub** in the 1991 Mississippi Gulf Coast Classic
- 7, **Stuart Appleby** defeated **Rafael Alarcon** in the 1995 Monterrey Open
- 7, **Mark Hensby** defeated **Manny Zerman** in the 2000 Carolina Classic
- 6, **Jeff Woodland** defeated **Bob May** in the 1992 Wichita Charity Classic
- 6, **Omar Uresti** defeated **Pat Bates** in the 1994 Shreveport Open

Most players in a sudden-death playoff:

- 4, 1991 Reno Open, **John Flannery** defeated **Esteban Toledo**, **Tom Lehman** and **Rob Boldt**
- 4, 1993 Utah Classic, **Sean Murphy** defeated **Tommy Moore**, **Curt Byrum** and **Jim Carter**
- 4, 1994 Central Georgia Open, **Rick Pearson** defeated **Danny Briggs**, **Bill Murchison** and **Charlie Rymer**
- 4, 1997 Wichita Open, **Ben Bates** defeated **Jeff Brehaut**, **Carl Paulson** and **Chris Smith**
- 4, 2002 Hershey Open, **Cliff Kresge** defeated **Joel Kribel**, **Steve Ford** and **Brian Claar**
- 4, 2002 State Farm Open, **Andy Miller** defeated **Dave Stockton, Jr.**, **John Restino** and **Doug Garwood**

Most playoffs (season):

13, 1995
 9, 1991, 1998

Fewest playoffs (season):

2, 1997

Most playoff appearances (season):

4, **Tom Lehman**, 1991 (2-2)

Most playoff appearances (career):

5, **Tom Scherrer** (1-4)

Most career playoff victories:

3, **Matt Gogel**



Tom Lehman

Most playoff victories in a season:

- 2, **Allen Doyle**, 1995
- 2, **Tom Lehman**, 1991
- 2, **David Toms**, 1995
- 2, **Matt Gogel**, 1998
- 2, **Robin Freeman**, 1998
- 2, **Cliff Kresge**, 2002

Most playoff losses (season):

3, **Franklin Langham**, 1995

Most playoff losses (career):

4, **Tom Scherrer** (1-4)

Consecutive runner-up finishes:

- 3, **Chris Smith**, 2000 South Carolina Classic, Knoxville Open, Richmond Open
- 3, **Zach Johnson**, 2003 The Reese's Cup Classic, Henrico County Open, Dayton Open

Runner-up finishes (season):

5, **Chris Smith**, 2000

Runner-up finishes (career):

9, **Chris Smith**

MISCELLANEOUS RECORDS

Low 36-hole cut:

- 137, 7-under, 1991 Dakota Dunes Open
- 137, 5-under, 2002 Gila River Golf Classic
- 137, 3-under, 2000 Greensboro Open
- 138, 6-under, 1990 Dakota Dunes Open
- 138, 6-under, 2000 Wichita Open
- 138, 6-under, 2001 Permian Basin Open
- 138, 6-under, 2002 Louisiana Open
- 138, 4-under, 2001 Gila River Golf Classic
- 138, 6-under, 2003 Chitimacha Louisiana Open

High 36-hole cut:

- 154, 10-over, 1991 South Texas Open
- 153, 9-over, 1990 New England Classic

Most players to make the 36-hole cut:

80, 2001 Boise Open

Most players tied for the lead after 18 holes:

- 8, **Jamie Rogers**, **Todd Barranger**, **Mike Grob**, **Brendan Pappas**, **Steve Runge**, **Sung Man Lee**, **Omar Uresti**, **Iain Steel**, 2001 Ozarks Open

Most players tied for the lead after 36 holes:

- 5, **Chris Rule**, **Tom Garner**, **Jeff Gallagher**, **Jim Carter** and **Jim Furyk**, 1993 Utah Classic
- 5, **Lon Hinkle**, **Tim Loustalot**, **Jeff Gallagher**, **Rick Todd** and **Mike Warner**, 1991 Tri-Cities Open
- 5, **Richard Barcelo**, **Patrick Moore**, **Brian Wilson**, **Jimmy Walker** and **Dave Stockton, Jr.**, 2002 LaSalle Bank Open

Most players tied for the lead after 54 holes:

- 5, **Jim Carter**, **R.W. Eaks**, **Tom Scherrer**, **David Jackson** and **Chris Perry**, 1994 New Mexico Charity Classic

Best finish by an amateur:

- T2, **Charles Howell III**, 2000 Greensboro Open
- 3rd, **Sergio Garcia**, 1998 Greensboro Open
- 5th, **Michael Combs**, 1991 Tri-Cities Open

Most starts in a career:

- 333, **Steve Haskins**
- 258, **R.W. Eaks**
- 252, **John Elliott**
- 251, **Ben Bates**
- 243, **Don Reese**



Matt Gogel

All-Time Nationwide Tour Records (cont.)

Most cuts made in a career:

182, **Steve Haskins**
 154, **Ben Bates**
 147, **R.W. Eaks**
 144, **Matt Peterson**
 133, **Tim Loustalot**, **Paul Claxton**

Most consecutive starts:

83, **Carl Paulson** (1997-99)
 78, **Jeff Gallagher** (1990-92)

Most money won in a single season:

\$494,882, **Zach Johnson**, 2003 (20 events)
 \$394,552, **Chad Campbell**, 2001 (23 events)
 \$392,337, **Joe Ogilvie**, 2003 (23 events)
 \$381,965, **Patrick Moore**, 2002 (20 events)
 \$360,990, **Tom Carter**, 2003 (22 events)

Most money won in a single season without a victory:

\$306,573, **Rod Pampling**, 2001 (26 events)
 \$248,175, **Doug Barron**, 2002 (19 events)
 \$239,010, **Tim Petrovic**, 2001 (23 events)
 \$237,636, **Jason Dufner**, 2003 (26 events)
 \$236,541, **Chris Smith**, 2000 (20 events)

Most money won in a career:

\$844,499, **Pat Bates**
 \$832,916, **Mark Hensby**
 \$752,441, **Steve Haskins**
 \$686,983, **Matt Peterson**
 \$680,148, **Paul Claxton**

Quickest to reach \$100,000 in earnings:

1 tournament, **Joe Ogilvie**, 2003

Quickest to reach \$200,000 in earnings:

12 tournaments, **Ian Leggatt**, 2000; **Cliff Kresge**, 2002; **Vaughn Taylor**, 2003

Quickest to reach \$200,000 in earnings (fewest starts):

5 tournaments, **Vaughn Taylor**, 2003

Quickest to reach \$300,000 in earnings:

14 tournaments, **Joe Ogilvie**, 2003

Quickest to reach \$300,000 in earnings (fewest starts):

11 tournaments, **Joe Ogilvie**, 2003

Quickest to reach \$400,000 in earnings:

22 tournaments, **Zach Johnson**, 2003

Quickest to reach \$400,000 in earnings (fewest starts):

16 tournaments, **Zach Johnson**, 2003

Number of \$100,000 winners in a single year:

53, 2000
 47, 2001
 46, 2002
 44, 2003
 22, 1999, 1998
 16, 1997
 15, 1995, 1994
 11, 1996
 7, 1993
 6, 1992
 2, 1991
 1, 1990

Number of \$200,000 winners in a season:

15, 2003
 12, 2002
 10, 2000
 8, 2001
 3, 1999
 1, 1996, 1995

Number of \$300,000 winners in a season:

4, 2001, 2003
 2, 2002
 1, 2000

Number of \$400,000 winners in a season:

1, 2003

Number of Nationwide Tour members gaining PGA TOUR cards:

1990, 27 (5 graduates and 22 via qualifying tournament)
 1991, 19 (5 graduates and 14 via qualifying tournament)
 1992, 24 (10 graduates and 14 via qualifying tournament)
 1993, 25 (10 graduates and 15 via qualifying tournament)
 1994, 22 (10 graduates and 12 via qualifying tournament)
 1995, 28 (10 graduates and 18 via qualifying tournament)
 1996, 31 (10 graduates and 21 via qualifying tournament)
 1997, 39 (15 graduates and 24 via qualifying tournament)
 1998, 38 (15 graduates and 23 via qualifying tournament)
 1999, 23 (15 graduates and 8 via qualifying tournament)
 2000, 26 (15 graduates and 11 via qualifying tournament)
 2001, 37 (15 graduates and 22 via qualifying tournament)
 2002, 41 (15 graduates and 26 via qualifying tournament)
 2003, 43 (20 graduates and 23 via qualifying tournament)

Most money earned on PGA TOUR by Nationwide Tour graduates the following season:

\$1,956,565, **John Rollins** (2002)
 \$1,462,713, **Jonathan Byrd** (2002)
 \$1,313,814, **Dennis Paulson** (1999)
 \$1,255,314, **Notah Begay III** (1999)
 \$1,073,847, **J.J. Henry** (2001)

Highest finish on the PGA TOUR money list by Nationwide Tour graduates the following season:

11th, **David Duval** (1995)
 24th, **Tom Lehman** (1992)
 25th, **John Rollins** (2002)
 27th, **Dennis Paulson** (1999)
 29th, **Stewart Cink** (1997)

Past Leading Money Winners

1990, **Jeff Maggert**, \$108,644 (22 events)
 1991, **Tom Lehman**, \$141,934 (28 events)
 1992, **John Flannery**, \$164,115 (28 events)
 1993, **Sean Murphy**, \$166,293 (26 events)
 1994, **Chris Perry**, \$167,148 (24 events)
 1995, **Jerry Kelly**, \$188,878 (28 events)
 1996, **Stewart Cink**, \$251,699 (21 events)
 1997, **Chris Smith**, \$225,201 (17 events)
 1998, **Bob Burns**, \$178,664 (23 events)
 1999, **Carl Paulson**, \$223,051 (28 events)
 2000, **Spike McRoy**, \$300,638 (28 events)
 2001, **Chad Campbell**, \$394,552 (23 events)
 2002, **Patrick Moore**, \$381,965 (20 events)
 2003, **Zach Johnson**, \$494,882 (20 events)

Three-Victory Promotion to PGA TOUR

1997, **Chris Smith** (Upstate Classic, Dakota Dunes Open, Omaha Classic)
 2001, **Heath Slocum** (Greater Cleveland Open, Knoxville Open, Omaha Classic)
 2001, **Chad Campbell** (Richmond Open, Permian Basin Open, Monterey Peninsula Classic)
 2001, **Pat Bates** (Siouxland Open, Shreveport Open, Tour Championship)
 2002, **Patrick Moore** (Richmond Open, Lake Erie Charity Classic, Tour Championship)
 2003, **Tom Carter** (Samsung Canadian PGA Championship, Price Cutter Charity Championship, Alberta Calgary Classic)

Past Players Gaining Exempt PGA TOUR Status/How Fared Next Year

	Name	Nationwide Tour	PGA TOUR
1990	Jeff Maggert	\$108,644*	\$240,940#
	Jim McGovern	99,841*	88,869
	Dick Mast	92,841*	17,274
	Mike Springer	82,906*	178,587#
	Ed Humenik	78,753*	124,497#
1991	Tom Lehman	141,934*	579,093#
	Olin Browne	106,406*	84,152
	P.H. Horgan III	84,432*	123,684#
	Jerry Anderson	79,191*	19,312
	Frank Conner	77,450*	74,785
1992	John Flannery	164,115*	161,234#
	Brian Henninger	128,301*	112,811
	Steve Lowery	114,553*	188,287#
	Ted Tryba	105,952*	136,670#
	David Jackson	104,222*	53,563
	Jeff Woodland	102,326	73,367
	Brian Kamm	88,608	183,185#
	Rick Dalpos	78,540	31,585
	Russell Beiersdorf	77,847	111,750
	Jaime Gomez	75,271	77,495
	Sean Murphy	166,293*	97,597
	Doug Martin	147,003*	81,201
1993	Stan Utley	144,127*	63,345
	Bob May	132,656*	31,079
	John Morse	122,627*	146,137#
	Tommy Moore	102,004	12,601
	Olin Browne	100,754	101,580
	Larry Silveira	93,098	99,671
	Chris DiMarco	90,687	216,839#
	Curt Byrum	88,757	137,587
	Chris Perry	167,148*	113,632
	Scott Gump	161,035*	184,828#
	Pat Bates	155,469*	48,049
	Jim Carter	142,750*	180,664#
1994	Skip Kendall	131,067*	93,606
	Bruce Vaughan	129,617	77,561
	Tommy Armour III	126,620	134,407
	David Duval	126,430	881,436#
	Jerry Haas	116,583	78,769
	Emlyn Aubrey	113,919	137,020
	Jerry Kelly	188,878*	336,748#
	Allen Doyle	176,652*	136,789
	David Toms	174,892*	205,188#
	Franklin Langham	158,990*	83,632
	Stuart Appleby	144,419*	164,483
	Tom Scherrer	143,404	136,323
1995	Chris Smith	143,200	41,112
	Sean Murphy	118,985	86,394
	Hugh Royer III	118,804	183,066#
	Brad Fabel	115,513	228,667#

	Name	Nationwide Tour	PGA TOUR
1996	Stewart Cink ¹	\$251,699*	\$809,580#
	Michael Christie	193,971*	204,883#
	Joe Durant	159,386*	240,936#
	David Berganio, Jr.	146,047*	118,290
	Brett Quigley	123,763*	172,023
	Dave Rummells	122,778	90,345
	P.H. Horgan III	120,760	226,249#
	Lee Porter	108,030	62,136
	Skip Kendall	107,396	320,800#
	Eric Johnson	103,929	92,091
1997	Chris Smith	225,201*	184,933
	Mark Carnevale	184,997	174,470
	Chris DiMarco	135,513	260,334#
	Steve Flesch	133,190	777,186#
	Trevor Dodds ¹	130,983	791,340#
	Barry Cheesman	120,033	310,535#
	J.L. Lewis	119,829	287,753#
	Brian Kamm	118,005	87,326
	R.W. Eaks	117,665	199,499
	Glen Hnatiuk	116,381	148,098
1998	Joe Daley	105,297	42,092
	Ben Bates	105,089	260,225#
	Harrison Frazar	104,023	461,633#
	Mike Small	102,079	112,336
	Bobby Wadkins	101,717	171,854
	Bob Burns	178,664*	138,118
	Robin Freeman	169,389	62,495
	Joe Ogilvie	157,812	287,346
	Eric Booker	153,526	320,753#
	John Maginnes	145,210	426,666#
1999	Dennis Paulson	145,065	1,313,814#
	Charles Raulerson	142,976	326,893#
	Woody Austin	140,955	338,045#
	Mike Sposa	140,139	255,408
	Notah Begay III ²	136,289	1,255,314#
	Jimmy Green	131,942	152,091
	Sean Murphy	130,030	185,299
	Emlyn Aubrey	129,967	290,806
	Tom Scherrer	129,134	427,849#
	Doug Dunakey	128,052	298,069
2000	Carl Paulson	223,051*	741,995#
	Joel Edwards	213,937	638,422#
	Marco Dawson	201,219	44,290
	Mathew Goggin	187,894	414,123#
	Edward Fryatt	186,356	611,209#
	Bob Heintz	180,222	127,412
	Matt Gogel	180,173	604,199#
	Glen Hnatiuk	176,085	482,744#
	Shaun Micheel	173,411	467,431#
	Ryan Howison	154,815	99,149

	Name	Nationwide Tour	PGA TOUR
2001	Brad Elder	\$146,263	\$700,738#
	Jeff Gove	129,692	153,753
	Kelly Gibson	128,134	103,304
	Casey Martin	122,742	143,248
	Steve Gotsche	118,638	164,203
	Spike McRoy	300,638*	401,654
	Mark Hensby	291,757	155,629
	Tim Clark	288,056	21,750
	Briny Baird	271,897	812,001#
	Ian Leggatt	259,724	368,862
2002	Chris Smith	236,541	932,810#
	Kent Jones	220,081	87,308
	Tripp Isenhour	219,630	299,452
	Paul Gow	209,449	608,382#
	John Riegger	200,904	342,221
	David Berganio, Jr.	196,512	685,082#
	Jeff Gallagher	193,811	20,984
	J.J. Henry	192,287	1,073,847#
	Kelly Grunewald	192,225	59,244
	Jeff Hart	178,489	219,386
2003	Chad Campbell	394,552*	825,474#
	Pat Bates	352,261*	537,284#
	Heath Slocum	339,670*	864,615#
	Rod Pampling	306,573	776,903#
	Deane Pappas	271,169	494,404
	John Rollins ¹	242,841	1,956,565#
	Tim Petrovic	239,010	797,206#
	Jonathan Byrd ¹	222,244	1,462,713#
	Jeff Gove	198,812	271,652
	Brendan Pappas	188,152	83,519
2004	Bo Van Pelt	175,947	139,357
	Matt Peterson	169,947	266,543
	Richard Zokol	167,192	53,437
	Jason Hill	166,899	150,860
	Michael Long	161,665	157,723
	Patrick Moore	381,965*	19,411^
	Arron Oberholser	319,883	619,865#
	Doug Barron	248,175	224,589
	Steven Alker	247,008	261,359
	Cliff Kresge	245,265	734,667#
2005	Jason Gore	241,940	208,801
	Todd Fischer	234,777	621,398#
	Marco Dawson	227,590	601,729#
	Darron Stiles	222,845	346,694
	Aaron Baddeley	216,536	989,168#
	Jason Buha	204,938	72,833
	Patrick Sheehan	201,231	618,019#
	Gavin Coles	189,745	55,350
	Tag Ridings	187,494	31,275^
	Todd Barranger	186,666	158,700

* = fully-exempt position

= retained card via money list

^ limited playing appearances due to injury

¹ = one win² = two wins

Individual Playoff Records

- Alarcon, Rafael**, (0-1)
1995: Lost to Stuart Appleby, Monterrey Open.
- Alker, Steve**, (1-0)
2002: Defeated Mike Heinen, Louisiana Open.
- Anderson, Chris**, (0-1)
1992: Lost to Russell Beiersdorf, Fort Wayne Open.
- Anderson, Jerry**, (1-1)
1991: Lost to Bob Friend, Fort Wayne Open; defeated Fran Quinn, Texarkana Open.
- Appleby, Stuart**, (1-1)
1995: Defeated Rafael Alarcon, Monterrey Open; lost to Mike Schuchart, Ozarks Open.
- Armour III, Tommy**, (1-0)
1994: Defeated Scott Gump and Tom Scherrer, Cleveland Open.
- Austin, Woody**, (0-1)
1998: Lost to Stiles Mitchell, Permian Basin Open.
- Barlow, Jeff**, (0-1)
1998: Lost to Stiles Mitchell, Permian Basin Open.
- Bateman, Ahmad**, (0-1)
2000: Lost to David Berganio, Jr., Omaha Classic.
- Bateman, Brian**, (0-1)
1998: Lost to Matt Gogel, Tri-Cities Open.
- Bates, Ben**, (1-0)
1997: Defeated Jeff Brehaut, Carl Paulson and Chris Smith, Wichita Open.
- Bates, Pat**, (0-2)
1994: Lost to Omar Uresti, Shreveport Open. 2000: Lost to Pat Perez, Ozarks Open.
- Baugh, Beau**, (0-1)
1991: Lost to Jeff Coston, Shreveport Open.
- Begay, Notah III**, (0-1)
1998: Lost to Eric Booker, Lehigh Valley Open.
- Beiersdorf, Russell**, (2-0)
1991: Defeated Rich Parker, Boise Open. 1992: Defeated Chris Anderson, Fort Wayne Open.
- Berganio, David, Jr.**, (1-0)
2000: Defeated Ahmad Bateman, Omaha Classic.
- Bohn, Jason**, (0-2)
2003: Lost to Tom Carter, Samsung Canadian PGA Championship; Lost to Chris Couch, Oregon Classic.
- Boldt, Rob**, (0-1)
1991: Lost to John Flannery, Reno Open.
- Booker, Eric**, (1-0)
1998: Defeated Notah Begay III, Lehigh Valley Open.
- Boros, Guy**, (0-1)
1993: Lost to Doug Martin, South Texas Open.
- Brehaut, Jeff**, (0-1)
1997: Lost to Ben Bates, Wichita Open.
- Briggs, Danny**, (0-1)
1994: Lost to Rick Pearson, Central Georgia Open.
- Browne, Olin**, (0-1)
1990: Lost to Jeff Cook, Greater Ozarks Open.
- Bruckner, Greg**, (1-0)
1992: Defeated Ed Kirby, New England Classic.
- Burns, Bob**, (0-1)
1992: Lost to Brian Henninger, South Texas Open.
- Byrum, Curt**, (1-1)
1993: Lost to Sean Murphy, Utah Classic. 1999: Defeated Stan Utley, South Florida Classic.
- Caron, Jason**, (0-1)
2001: Lost to Ben Crane, Gila River Golf Classic.
- Carter, Jim**, (0-2)
1993: Lost to Sean Murphy, Utah Classic. 1994: Lost to Sonny Skinner, Dominion Open.
- Carter, Tom**, (1-0)
2003: Defeated Jason Bohn, Samsung Canadian PGA Championship
- Cink, Stewart**, (1-1)
1996: Lost to Larry Silveira, San Jose Open; defeated R.W. Eaks, Ozarks Open.
- Claar, Brian**, (0-1)
2002: Lost to Cliff Kresge, Hershey Open
- Clark, Michael**, (0-1)
1997: Lost to Kevin Johnson, Puget Sound Open
- Clements, Lennie**, (1-0)
1992: Defeated Tommy Tolles and Ted Tryba, Greater Ozarks Open.
- Conley, Tim**, (1-0)
1996: Defeated Javier Sanchez, Gateway Classic.
- Conner, Frank**, (1-0)
1991: Defeated Tom Lehman, Tulsa Open.
- Cook, Jeff**, (1-0)
1990: Defeated Olin Browne, Greater Ozarks Open.
- Cooper, Carl**, (0-1)
1990: Lost to Jeff Maggert, Buffalo Open.
- Coston, Jeff**, (1-1)
1991: Defeated Beau Baugh, Shreveport Open. 1992: Lost to Steve Lowery, Tulsa Open.
- Couch, Chris**, (1-0)
2003: Defeated Jason Bohn, Oregon Classic.
- Cowan, P.J.**, (1-0)
1996: Defeated P.H. Horgan III, Tallahassee Open.
- Crane, Ben**, (1-0)
2001: Defeated Jason Caron and Bo Van Pelt, Gila River Golf Classic.
- Daley, Jess**, (0-1)
2003: Lost to James Oh, Mark Christopher Charity Classic.
- Daly, John**, (0-1)
1990: Lost to Ted Tryba, Gateway Open.
- Dawson, Marco**, (0-1)
1999: Lost to Bob Heintz, Tour Championship.
- Delsing, Jay**, (1-0)
2001: Defeated Jeff Freeman, Fort Smith Classic.
- Dennis, Clark**, (1-0)
1993: Defeated Jim Furyk and Sonny Skinner, Bakersfield Open.
- DiMarco, Chris**, (0-1)
1993: Lost to Ron Streck, Yuma Open.
- Doyle, Allen**, (2-0)
1995: Defeated Franklin Langham, Mississippi Gulf Coast Classic; defeated John Maginnes, Tour Championship.
- Eaks, R.W.**, (0-1)
1996: Lost to Stewart Cink, Ozarks Open.
- Elliott, Bobby**, (0-1)
1996: Lost to Larry Silveira, San Jose Open.
- Elliott, John**, (1-0)
1994: Defeated Chris Perry, Mississippi Gulf Coast Classic.
- Fergus, Keith**, (1-0)
1994: Defeated Bill Murchison, Boise Open.
- Flannery, John**, (1-0)
1991: Defeated Tom Lehman, Rob Boldt and Esteban Toledo, Reno Open.
- Fleisher, Bruce**, (0-1)
1990: Lost to Ted Tryba, Gateway Open.
- Ford, Steve**, (0-1)
2002: Lost to Cliff Kresge, Hershey Open.
- Freeman, Jeff**, (0-1)
2001: Lost to Jay Delsing, Fort Smith Classic.
- Freeman, Robin**, (2-0)
1998: Defeated Ryan Howison, Knoxville Open, defeated Tom Scherrer and Sean Murphy, San Jose Open.
- Friend, Bob**, (1-1)
1991: Defeated Jerry Anderson and Dennis Tixler, Fort Wayne Open. 1993: Lost to Jim Furyk, Mississippi Gulf Coast Classic.
- Fryatt, Edward**, (0-1)
1999: Lost to Ryan Howison, Ozarks Open.
- Furyk, Jim**, (1-1)
1993: Defeated Bob Friend, Mississippi Gulf Coast Classic; lost to Clark Dennis, Bakersfield Open.
- Gardner, Buddy**, (0-1)
1995: Lost to Jerry Kelly, Alabama Classic.
- Garwood, Doug**, (0-1)
2002: Lost to Andy Miller, State Farm Open
- Gogel, Matt**, (3-0)
1998: Defeated Jay Williamson, Omaha Classic; defeated Brian Bateman, Tri-Cities Open. 1999: Defeated Casey Martin, Cleveland Open.
- Gove, Jeff**, (1-1)
1995: Defeated Franklin Langham, Tri-Cities Open. 1996: Lost to Jimmy Green, Buffalo Open.
- Green, Jimmy**, (1-0)
1996: Defeated Jeff Gove, Buffalo Open.
- Gump, Scott**, (0-1)
1994: Lost to Tommy Armour III, Cleveland Open.
- Haskins, Steve**, (0-1)
2003: Lost to Zach Johnson, Rheem Classic.
- Heinen, Mike**, (0-2)
2000: Lost to Pat Perez, Ozarks Open. 2002: Lost to Steven Alker, Louisiana Open
- Heintz, Bob**, (1-0)
1999: Defeated Marco Dawson, Tour Championship.

Individual Playoff Records (cont.)

- Henninger, Brian**, (1-0)
1992: Defeated Bob Burns, South Texas Open.
- Hensby, Mark**, (2-1)
2000: Defeated Manny Zerman, Carolina Classic. 2002: Lost to Tag Ridings, Permian Basin Open. 2003: Defeated Zach Johnson, Henrico County Open.
- Hnatiuk, Glen**, (2-1)
1995: Lost to Chris Smith, Gateway Classic; defeated Franklin Langham and Harry Rudolph, Utah Classic. 1996: Defeated Craig Perks, Carolina Classic.
- Horgan, P.H. III**, (1-2)
1991: Defeated Mike Miles, Macon Open. 1995: Lost to Mike Schuchart, Ozarks Open. 1996: Lost to P.J. Cowan, Tallahassee Open.
- Howison, Ryan**, (1-3)
1998: Lost to Robin Freeman, Knoxville Open; lost to John Maginnes, Dakota Dunes Open. 1999: Lost to Fran Quinn, Dakota Dunes Open; defeated Edward Fryatt, Ozarks Open.
- Jackson, David**, (0-1)
1992: Lost to Rick Todd, Dakota Dunes Open.
- Johnson, Kevin**, (1-0)
1997: Defeated Michael Clark and Steve Jurgensen, Puget Sound Open.
- Johnson, Zach**, (1-1)
2003: Defeated Steve Haskins, Rheem Classic; Lost to Mark Hensby, Henrico County Open.
- Jurgensen, Steve**, (0-1)
1997: Lost to Kevin Johnson, Puget Sound Open.
- Kanada, Craig**, (0-1)
1999: Lost to Fran Quinn, Dakota Dunes Open.
- Kelly, Jerry**, (1-0)
1995: Defeated Buddy Gardner, Alabama Classic.
- Kirby, Ed**, (0-1)
1992: Lost to Greg Bruckner, New England Classic.
- Kresge, Cliff**, (2-0)
2002: Defeated Arron Oberholser, Virginia Beach Open; defeated Joel Kribel, Steve Ford, Brian Claar, Hershey Open.
- Ladehoff, Greg**, (0-2)
1990: Lost to Jeff Maggert, Knoxville Open; Lost to Jeff Maggert, Buffalo Open.
- Langham, Franklin**, (1-3)
1993: Defeated Doug Martin, Permian Basin Open. 1995: Lost to Allen Doyle, Mississippi Gulf Coast Classic; lost to Glen Hnatiuk, Utah Open; lost to Jeff Gove, Tri-Cities Open.
- Leggatt, Ian**, (1-0)
2000: Defeated Chris Smith, Dayton Open.
- Lehman, Tom**, (2-2)
1991: Defeated Tim Straub and John Wilson, Gulf Coast Classic; defeated Ray Pearce, South Carolina Classic; lost to Frank Conner, Tulsa Open; lost to John Flannery, Reno Open.
- Lowery, Steve**, (1-0)
1992: Defeated Jeff Coston, Tulsa Open.
- Magee, Chad**, (0-1)
1996: Lost to Gary Webb, Dakota Dunes Open.
- Maggert, Jeff**, (2-1)
1990: Defeated Greg Ladehoff, Knoxville Open; lost to Dicky Thompson, Elizabethtown Open; defeated Greg Ladehoff and Carl Cooper, Buffalo Open.
- Maginnes, John**, (1-1)
1995: Lost to Allen Doyle, Tour Championship. 1998: Defeated Ryan Howison and Sean Murphy, Dakota Dunes Open.
- Martin, Casey**, (0-1)
1999: Lost to Matt Gogel, Cleveland Open.
- Martin, Doug**, (1-1)
1993: Defeated Guy Boros, South Texas Open; lost to Franklin Langham, Permian Basin Open.
- Mast, Dick**, (1-0)
1990: Defeated Rick Pearson, Gulf Coast Classic.
- May, Bob**, (0-1)
1992: Lost to Jeff Woodland, Wichita Charity Classic.
- McGovern, Jim**, (1-0)
1990: Defeated David Toms, Lake City Classic.
- Miles, Mike**, (0-1)
1991: Lost to P.H. Horgan III, Macon Open.
- Miller, Andy**, (1-0)
2002: Defeated Dave Stockton, Jr., John Restino, Doug Garwood, State Farm Open.
- Mitchell, Stiles**, (1-0)
1998: Defeated Woody Austin and Jeff Barlow, Permian Basin Open.
- Moore, Tommy**, (0-1)
1993: Lost to Sean Murphy, Utah Classic.
- Murchison, Bill**, (0-2)
1994: Lost to Rick Pearson, Central Georgia Open; lost to Keith Fergus, Boise Open.
- Murphy, Sean**, (1-2)
1993: Defeated Tommy Moore, Curt Byrum and Jim Carter, Utah Classic. 1998: Lost to John Maginnes, Dakota Dunes Open; lost to Robin Freeman, San Jose Open.
- Oberholser, Arron**, (0-1)
2002: Lost to Cliff Kresge, Virginia Beach Open.
- Ogilvie, Joe**, (0-1)
2003: Lost to Vaughn Taylor, Knoxville Open.
- Oh, James**, (1-0)
2003: Defeated Jess Daley, Mark Christopher Charity Classic.
- Pamplung, Rod**, (0-2)
2001: Lost to John Rollins, Hershey Open; lost to D.A. Points, Inland Empire Open.
- Parker, Rich**, (0-1)
1991: Lost to Russell Beiersdorf, Boise Open.
- Paulson, Carl**, (0-1)
1997: Lost to Ben Bates, Wichita Open.
- Paulson, Dennis**, (1-0)
1998: Defeated Brent Schwarrock, Huntsville Open.
- Pearce, Ray**, (0-1)
1991: Lost to Tom Lehman, South Carolina Classic.
- Pearson, Rick**, (1-0)
1994: Defeated Bill Murchison, Danny Briggs and Charlie Rymer, Central Georgia Open.
- Perez, Pat**, (1-0)
2000: Defeated Mike Heinen and Pat Bates, Ozarks Open.
- Perks, Craig**, (0-1)
1996: Lost to Glen Hnatiuk, Carolina Classic.
- Perry, Chris**, (0-1)
1994: Lost to John Elliott, Mississippi Gulf Coast Classic.
- Pfister, E.J.**, (0-1)
1995: Lost to David Toms, Wichita Open.
- Points, D.A.**, (1-0)
2001: Defeated Rod Pamplung and Mark Wurtz, Inland Empire Open.
- Purdy, Ted**, (1-0)
2003: Defeated Chris Tidland, First Tee Arkansas Classic.
- Quinn, Fran**, (1-1)
1991: Lost to Jerry Anderson, Texarkana Open. 1999: Defeated Ryan Howison and Craig Kanada, Dakota Dunes Open.
- Restino, John**, (0-1)
2002: Lost to Andy Miller, State Farm Open.
- Ridings, Tag**, (1-0)
2002: Defeated Mark Hensby, Permian Basin Open.
- Rollins, John**, (1-0)
2001: Defeated Rod Pamplung, Hershey Open.
- Royer, Hugh III**, (1-0)
1995: Defeated Tom Scherrer, Dominion Open.
- Rudolph, Harry**, (0-1)
1995: Lost to Glen Hnatiuk, Utah Classic.
- Runge, Steve**, (1-0)
2000: Defeated Chris Smith, Richmond Open.
- Rymer, Charlie**, (0-1)
1994: Lost to Rick Pearson, Central Georgia Open.
- Sanchez, Javier**, (0-1)
1996: Lost to Tim Conley, Gateway Classic.
- Scherrer, Tom**, (1-4)
1994: Lost to Tommy Armour III, Cleveland Open. 1995: Defeated Mike Sposa, Knoxville Open; lost to David Toms, Greater Greenville Classic; lost to Hugh Royer III, Dominion Open. 1998: Lost to Robin Freeman, San Jose Open.
- Schuchart, Mike**, (1-0)
1995: Defeated P.H. Horgan III and Stuart Appleby, Ozarks Open.
- Schwarrock, Brent**, (0-1)
1998: Lost to Dennis Paulson, Huntsville Open.
- Silveira, Larry**, (1-1)
1995: Lost to Karl Zoller, Cleveland Open. 1996: Defeated Stewart Cink and Bobby Elliott, San Jose Open.
- Skinner, Sonny**, (1-1)
1993: Lost to Clark Dennis, Bakersfield Open. 1994: Defeated Jim Carter, Dominion Open.
- Smith, Chris**, (1-3)
1995: Defeated Glen Hnatiuk, Gateway Classic. 1997: Lost to Ben Bates, Wichita Open. 2000: Lost to Steve Runge, Richmond Open; lost to Ian Leggatt, Dayton Open.

Individual Playoff Records (cont.)

Sposa, Mike , (0-1) 2002: Lost to Al Miller, State Farm Open.	Tryba, Ted , (1-1) 1990: Defeated John Daly and Bruce Fleisher, Gateway Open. 1992: Lost to Lennie Clements, Greater Ozarks Open.
Stockton, Dave Jr. , (0-1) 1995: Lost to Tom Scherrer, Knoxville Open.	Uttley, Stan , (0-1) 1999: Lost to Curt Byrum, South Florida Classic.
Straub, Tim , (0-1) 1991: Lost to Tom Lehman, Gulf Coast Classic.	Uresti, Omar , (1-0) 1994: Defeated Pat Bates, Shreveport Open.
Streck, Ron , (1-0) 1993: Defeated Chris DiMarco, Yuma Open.	Van Pelt, Bo , (0-1) 2001: Lost to Ben Crane, Gila River Golf Classic.
Taylor, Vaughn , (1-0) 2003: Defeated Joe Ogilvie, Knoxville Open.	Veazey, Vance , (1-0) 1998: Defeated John Wilson, Shreveport Open.
Tidland, Chris , (0-1) 2003: Lost to Ted Purdy, First Tee Arkansas Classic.	Webb, Gary , (1-0) 1996: Defeated Chad Magee, Dakota Dunes Open.
Todd, Rick , (1-0) 1992: Defeated David Jackson, Dakota Dunes Open.	Williamson, Jay , (0-1) 1998: Lost to Matt Gogel, Omaha Classic.
Toledo, Esteban , (0-1) 1991: Lost to John Flannery, Reno Open.	Wilson, John , (0-2) 1991: Lost to Tom Lehman, 1991 Mississippi Gulf Coast Classic. 1998: Lost to Vance Veazey, 1998 Shreveport Open.
Tolles, Tommy , (0-1) 1992: Lost to Lennie Clements, Greater Ozarks Open.	Woodland, Jeff , (1-0) 1992: Defeated Bob May, Wichita Charity Classic.
Toms, David , (2-1) 1990: Lost to Jim McGovern, Lake City Classic. 1995: Defeated Tom Scherrer, Greater Greenville Classic; defeated E.J. Pfister, Wichita Open.	Wurtz, Mark , (0-1) 2001: Lost to D.A. Points, Inland Empire Open.
Thompson, Dicky , (1-0) 1990: Defeated Jeff Maggert, Elizabethtown Open.	Zerman, Manny , (0-1) 2000: Lost to Mark Hensby, Carolina Classic.
Trixler, Dennis , (0-1) 1991: Lost to Bob Friend, Fort Wayne Open.	Zoller, Karl , (1-0) 1995: Defeated Larry Silveira, Cleveland Open

Tournament Playoff Records

Louisiana Open Presented by Chitimacha

2002 Steven Alker def. Mike Heinen with a par on the second playoff hole.

First Tee Arkansas Classic Presented by Stephens, Inc.

2003 Ted Purdy def. Chris Tidland with a birdie on the third playoff hole.

Rheem Classic Presented by Times Record

2001 Jay Delsing def. Jeff Freeman with a par on the fourth playoff hole.
2003 Zach Johnson def. Steve Haskins with a par on the first playoff hole.

BMW Charity Pro-Am at The Cliffs

1995 David Toms def. Tom Scherrer with a birdie on the first playoff hole.

Henrico County Open

1994 Sonny Skinner def. Jim Carter with a birdie on the first playoff hole.
1995 Hugh Royer III def. Tom Scherrer with a birdie on the first playoff hole.
2000 Steve Runge def. Chris Smith with a birdie on the first playoff hole.
2003 Mark Hensby def. Zach Johnson with a birdie on the first playoff hole.

SAS Carolina Classic

1996 Glen Hnatiuk def. Craig Perks with a par on the first playoff hole.
2000 Mark Hensby def. Manny Zerman with a par on the seventh playoff hole.

Knoxville Open Presented by Food City

1990 Jeff Maggert def. Greg Ladehoff with an eagle on the first playoff hole.
1995 Tom Scherrer def. Mike Sposa with a birdie on the first playoff hole.
1998 Robin Freeman def. Ryan Howison with a birdie on the third playoff hole.
2003 Vaughn Taylor def. Joe Ogilvie with a birdie on the first playoff hole.

The Reese's Cup Classic

2001 John Rollins def. Rod Pamplung with a birdie on the first playoff hole.
2002 Cliff Kresge def. Joel Kribel, Brian Claar and Steve Ford with a birdie on the third playoff hole.

Samsung Canadian PGA Championship

2003 Tom Carter def. Jason Bohn with a par on the first playoff hole.

Preferred Health Systems Wichita Open Presented by Cox Communications

1992 Jeff Woodland def. Bob May with a birdie on the sixth playoff hole.
1995 David Toms def. E. J. Pfister with an eagle on the second playoff hole.
1997 Ben Bates def. Carl Paulson, Jeff Brehaut and Chris Smith with a birdie on the first playoff hole.

Omaha Classic Presented by Cox Communications

1998 Matt Gogel def. Jay Williamson with a par on the fourth playoff hole.
2000 David Berganio, Jr. def. Ahmad Bateman with a par on the second playoff hole.

Price Cutter Charity Championship

1990 Jeff Cook def. Olin Browne with a birdie on the first playoff hole.
1992 Lennie Clements def. Tommy Tolles and Ted Tryba with a birdie on the first playoff hole.
1995 Mike Schuchart def. Stuart Appleby and P. H. Horgan III with a birdie on the second playoff hole.
1996 Stewart Cink def. R. W. Eaks with a birdie on the third playoff hole.
1999 Ryan Howison def. Edward Fryatt with a par on the first playoff hole.
2000 Pat Perez def. Pat Bates and Mike Heinen with a birdie on the first playoff hole.

Virginia Beach Open Presented by ACS Systems & Engineering, Inc.

2002 Cliff Kresge def. Arron Oberholser with an eagle on the second playoff hole.

Oregon Classic Presented by Kendall Automotive Group

2003 Chris Couch def. Jason Bohn with a birdie on the first playoff hole.

Albertsons Boise Open Presented by First Health

1991 Russell Beiersdorf def. Rich Parker with a par on the third playoff hole.
1994 Keith Fergus def. Bill Murchison with a par on the second playoff hole.

Mark Christopher Charity Classic

2001 D. A. Points def. Rod Pamplung and Mark Wurtz with a birdie on the third playoff hole.
2002 Andy Miller def. Doug Garwood, John Restino and Dave Stockton, Jr. with a birdie on the first playoff hole.
2003 James Oh def. Jess Daley with a birdie on the third playoff hole.

Gila River Golf Classic at Wild Horse Pass Resort

2001 Ben Crane def. Jason Caron and Bo Van Pelt with a birdie on the fourth playoff hole.

Permian Basin Charity Golf Classic

1993 Franklin Langham def. Doug Martin with a birdie on the first playoff hole
1998 Stiles Mitchell def. Woody Austin and Jeff Barlow with a par on the first playoff hole.
2002 Tag Ridings def. Mark Hensby with an eagle on the first playoff hole.

Nationwide Tour Championship

1995 Allen Doyle def. John Maginnes with a par on the first playoff hole.
1999 Bob Heintz def. Marco Dawson with a birdie on the first playoff hole.

Nationwide Tour Facts and Figures

(1990-2003)

LOW 9:

1990	29 (5-under), Beau Baugh , Amarillo Open; (6-under), Roger Rowland , Mike Miles , Yuma Open; Dick Mast , Fort Wayne Open; (7-under), Mike Springer , JC Anderson , Dakota Dunes Open
1991	28 (8-under), Jeff Woodland , Dakota Dunes Open; Tom Lehman , Reno Open
1992	29 (7-under), Rick Dalpos , Cleveland Open; (6-under), John Ross , Mississippi Gulf Coast Classic; Tommy Tolles , Knoxville Open
1993	28 (8-under), Tommy Tolles , Utah Classic
1994	29 (7-under), Skip Kendall , Pensacola Classic; Bruce Vaughan , Cleveland Open; Barry Fabyan , Dominion Open
1995	29 (7-under), Bobby Collins , Gary Rusnak , Texarkana Open; Stan Utley , Louisiana Open; Stan Utley , Miami Valley Open; (6-under), Stu Ingraham , Philadelphia Classic
1996	29 (7-under), Joe Durant , Shreveport Open; Deane Pappas , Knoxville Open; Chad Campbell , Permian Basin Open; Matthew Lane , Colorado Classic
1997	29 (7-under), Brian Kamm , Monterrey Open; Mike Springer , Dominion Open; Ron Philo , Miami Valley Open; Clark Dennis , St. Louis Golf Classic; Jim Estes , Wichita Open; Matt Peterson , Omaha Classic; J.L. Lewis , Colorado Classic; Dan Pelczarski , Boise Open; Mark Wurtz , Shreveport Open
1998	27 (9-under), Notah Begay III , Dominion Open; Doug Dunakey , Miami Valley Open
1999	28 (8-under), Joey Snyder III , Omaha Classic
2000	28 (7-under), Chris Zambri , Boise Open
2001	28 (8-under), David Lebeck , Louisiana Open; (7-under), Jay Hobby , Charity Pro-Am
2002	28 (8-under), Doug Barron , LaSalle Bank Open
2003	28 (7-under), Tripp Isenhour , Albertsons Boise Open

LOW 18:

1990	62 (9-under), Roger Rowland , Yuma Open; Jim McGovern , Fort Wayne Open; (10-under), Kim Young , Dakota Dunes Open
1991	60 (12-under), Jeff Woodland , Dakota Dunes Open
1992	62 (10-under), Rick Dalpos , Cleveland Open; (9-under), Tommy Tolles , Knoxville Open
1993	61 (11-under), Sean Murphy , Central Georgia Open
1994	61 (10-under), Craig Kanada , Miami Valley Open; J.P. Hayes , Boise Open; Woody Austin , Boise Open
1995	61 (11-under), John Connelly , Ozarks Open
1996	62 (10-under), J.P. Hayes , Wichita Open; (9-under), Tom Pernice , Miami Valley Open; Matthew Lane , Colorado Classic; Stewart Cink , Boise Open
1997	60 (11-under), Clark Dennis , St. Louis Golf Classic
1998	59 (13-under), Notah Begay III , Dominion Open; (11-under), Doug Dunakey , Miami Valley Open
1999	62 (10-under), Mike Grob , Lakeland Classic; Michael Clark , Dayton Open; Joel Edwards , Omaha Classic; Dicky Thompson , Permian Basin Open
2000	62 (10-under), Guy Boros , Todd Barranger , Permian Basin Open
2001	60 (10-under), Jeff Freeman , Fort Smith Classic; 61 (11-under), David Lebeck , Louisiana Open; (9-under), Pete Morgan , Fort Smith Classic
2002	61 (11-under), Mike Heinen , Louisiana Open; Todd Barranger , BMW Charity Pro-Am; (10-under), David Branshaw , Jason Gore , D. A. Points , Gila River Golf Classic
2003	60 (12-under), Craig Lile , Omaha Classic

LOW FIRST 18:

2001	61 (11-under), David Lebeck , Louisiana Open; 62 (10-under), Steve Haskins , Inland Empire Open
2002	62 (10-under), Jason Buha , Arkansas Classic
2003	62 (10-under), Brett Wetterich , Chitimacha Louisiana Open; Ken Duke , Chitimacha Louisiana Open

LOW FIRST 36:

1990	127 (17-under), Kim Young , Dakota Dunes Open
1991	127 (17-under), Eric Hoos , Wichita Charity Classic
1992	130 (14-under), Russell Beiersdorf , Fort Wayne Open; (12-under), Tommy Tolles , Knoxville Open
1993	128 (14-under), Tim Conley , Knoxville Open
1994	130 (14-under), Keith Fergus , Panama City Beach Classic
1995	130 (14-under), John Connelly , Ozarks Open
1996	129 (15-under), Michael Christie , Colorado Classic
1997	127 (15-under), Trevor Dodds , Miami Valley Open
1998	127 (17-under), Emlyn Aubrey , Wichita Open
1999	129 (15-under), Edward Fryatt , Ozarks Open

2000	128 (16-under), Kevin Johnson , Permian Basin Open
2001	127 (17-under), David Sutherland , Utah Classic; 129 (13-under), Bo Van Pelt , Ben Crane , Gila River Golf Classic
2002	125 (17-under), Jason Gore , Gila River Golf Classic
2003	127 (17-under), Wes Short , Chitimacha Louisiana Open

LOW 54 (FIRST THREE ROUNDS ONLY):

1990	197 (16-under), Dick Mast , Fort Wayne Open; (17-under), Kim Young , Dakota Dunes Open
1991	196 (20-under), Jeff Woodland , Dakota Dunes Open; (17-under), P.H. Horgan III , Yuma Open
1992	197 (19-under), Perry Moss , Texarkana Open
1993	194 (19-under), Tim Conley , Knoxville Open
1994	199 (17-under), Mike Brisky , Texarkana Open; Omar Uresti , Shreveport Open
1995	197 (17-under), Jeff Barlow , Central Georgia Open; E.J. Pfister , Wichita Open
1996	198 (18-under), Sean Murphy , Louisiana Open
1997	192 (21-under), Chris Smith , Omaha Classic
1998	195 (15-under), Doug Dunakey , Miami Valley Open; Mark Hensby , Fort Smith Classic
1999	196 (14-under), Gary Webb , Fort Smith Classic
2000	195 (15-under), Jay Hobby , Greensboro Open
2001	193 (20-under), Ben Crane , Gila River Golf Classic; 194 (19-under), Bo Van Pelt , Gila River Golf Classic; 195 (21-under), Chad Campbell , Permian Basin Open
2002	190 (23-under), David Branshaw , Gila River Golf Classic
2003	194 (22-under), Brett Wetterich , Chitimacha Louisiana Open

LOW 72:

1992	272 (16-under), Rick Dalpos , Pensacola Open; John Flannery , South Carolina Classic
1993	261 (23-under), Tim Conley , Knoxville Open
1994	266 (22-under), Mike Brisky , Texarkana Open; 266 (18-under), Tommy Armour III , Miami Valley Open
1995	266 (22-under), Michael Christie , Carolina Classic
1996	265 (23-under), Michael Christie , Greater Greenville Classic
1997	258 (26-under), Chris Smith , Omaha Classic
1998	260 (20-under), Mark Hensby , Fort Smith Classic
1999	264 (24-under), Mathew Goggin , Omaha Classic; 264 (16-under), Gary Webb , Fort Smith Classic
2000	263 (25-under), Ben Crane , Wichita Open; 263 (17-under), Kent Jones , Greensboro Open
2001	261 (23-under), Ben Crane , Bo Van Pelt , Jason Caron , Gila River Golf Classic
2002	262 (22-under), David Branshaw , Gila River Golf Classic
2003	262 (26-under), Bo Van Pelt , Omaha Classic

HIGHEST WINNING SCORE:

1990	215 (1-under), Brandel Chamblee , New England Classic
1991	219 (3-over), Roger Salazar , South Texas Open
1992	213 (3-under), Steve Lowery , Tulsa Open; 277 (11-under), John Flannery , Quicksilver Open
1993	208 (8-under), Mike Schuchart , Panama City Beach Classic; 287 (1-under), Doug Martin , South Texas Open
1994	279 (9-under), Brad Fabel , Gateway Classic; 277 (7-under), Mike Schuchart , Tour Championship
1995	283 (1-under), Allen Doyle , Tour Championship
1996	273 (7-under), Brett Quigley , Philadelphia Classic; 281 (7-under), Stewart Cink , Tour Championship
1997	284 (4-under), Ahmad Bateman , Carolina Classic
1998	283 (5-under), Bob Burns , Tour Championship
1999	283 (5-under), Bob Heintz , Shreveport Open, Tour Championship
2000	285 (3-under), Richard Johnson , Monterey Peninsula Classic
2001	284 (4-under), Pat Bates , Tour Championship
2002	283 (5-under), Roland Thatcher , Bank of America Monterey Peninsula Classic
2003	279 (5-under), Joe Ogilvie , Jacob's Creek Open

LARGEST WINNING MARGIN:

1990	3 strokes, Dick Mast , Fort Wayne Open
1991	5 strokes, Gary McCord , Gateway Open; Ricky Smallridge , Elizabethtown Open
1992	7 strokes, Jon Christian , Connecticut Open
1993	7 strokes, Tim Conley , Knoxville Open
1994	7 strokes, Mike Brisky , Texarkana Open
1995	5 strokes, Bill Murchison , Tallahassee Open
1996	6 strokes, Phil Tataurangi , Tri-Cities Open
1997	11 strokes, Chris Smith , Omaha Classic
1998	5 strokes, John Wilson , Louisiana Open

Nationwide Tour Facts and Figures (cont.)

(1990-2003)

1999	6 strokes, Carl Paulson , Utah Classic
2000	6 strokes, Tim Clark , Boise Open
2001	6 strokes, Heath Slocum , Knoxville Open
2002	5 strokes, Peter O'Malley , Holden Clearwater Classic
2003	6 strokes, Roger Tambellini , Albertsons Boise Open

LOW START BY A WINNER:

1990	62 (10-under), Kim Young , Dakota Dunes Open
1991	61 (11-under), Eric Hoos , Wichita Charity Classic
1992	64 (8-under), Sean Murphy , Louisiana Open; Brian Henninger , Macon Open; Russell Beiersdorf , Greater Greenville Classic, Fort Wayne Open
1993	62 (10-under), David Duval , Wichita Open
1994	65 (7-under), Skip Kendall , Inland Empire Open; Omar Uresti , Shreveport Open; Skip Kendall , Carolina Classic
1995	64 (7-under), Clarence Rose , Pensacola Classic; Brad Fabel , Shreveport Open
1996	64 (7-under), J.P. Hayes , Tri-Cities Open; 64 (6-under), Brett Quigley , Philadelphia Classic; 66 (6-under), Greg Twiggs , Cleveland Open; Stewart Cink , Tour Championship
1997	62 (10-under), Joe Daley , Louisiana Open
1998	62 (10-under), John Maginnes , Dakota Dunes Open
1999	64 (8-under), David Berganio , Permian Basin Open
2000	64 (8-under), Kevin Johnson , Permian Basin Open; Andrew Morse , Utah Classic; 64 (7-under), Mark Hensby , Carolina Classic
2001	63 (8-under), Ben Crane , Gila River Golf Classic; 64 (8-under), Heath Slocum , Greater Cleveland Open; 64 (8-under), Todd Barranger , Dayton Open; 64 (8-under), Heath Slocum , Knoxville Open; 64 (8-under), Chad Campbell , Permian Basin Open
2002	63 (9-under), Patrick Sheehan , Price Cutter Charity Championship
2003	62 (10-under), Brett Wetterich , Chitimacha Louisiana Open

HIGH START BY A WINNER:

1990	74 (2-over), Brad Bell , South Texas Open
1991	75 (3-over), Frank Conner , Tulsa Open
1992	73 (1-over), Greg Bruckner , New England Classic
1993	74 (2-over), Sonny Skinner , Shreveport Open
1994	74 (2-over), Pat Bates , Dakota Dunes Open
1995	72 (even), Bill Murchison , Tallahassee Open; Matt Peterson , Central Georgia Open; Karl Zoller , Cleveland Open; Allen Doyle , Tour Championship; 71 (even), Stan Utley , Miami Valley Open
1996	73 (1-over), Tim Loustalot , Shreveport Open
1997	71 (1-under), Jeff Brehaut , Mississippi Gulf Coast Classic; (even), Pat Bates , Colorado Classic
1998	76 (4-over), Vance Veazey , Shreveport Open
1999	73 (3-over), Dick Mast , New Mexico Classic; (2-over), Curt Byrum , South Florida Classic
2000	75 (3-over), Richard Johnson , Monterey Peninsula Classic
2001	71 (1-under), Guy Boros , Tri-Cities Open; (1-under), Pat Bates , Tour Championship
2002	71 (1-under), Gavin Coles , Jacob's Creek Open; Patrick Moore , Lake Erie Charity Classic; Darron Stiles , Knoxville Open; Marco Dawson , LaSalle Bank Open; Arron Oberholser , Utah Classic
2003	72 (even), Michael Long , Virginia Beach Open

LOW FINISH BY A WINNER:

1990	63 (9-under), Jim McGovern , Lake City Classic
1991	60 (12-under), Jeff Woodland , Dakota Dunes Open
1992	63 (8-under), Brian Henninger , Knoxville Open
1993	64 (7-under), Tommy Moore , Boise Open
1994	64 (7-under), Keith Fergus , Boise Open
1995	62 (10-under), Stan Utley , Louisiana Open
1996	63 (9-under), Michael Christie , Greater Greenville Classic
1997	64 (7-under), Todd Gleaton , St. Louis Golf Classic
1998	63 (7-under), Chris Starkjohann , St. Louis Golf Classic
1999	63 (7-under), Dick Mast , New Mexico Classic
2000	64 (6-under), Kent Jones , Greensboro Open
2001	64 (7-under), Chris Couch , Florida Classic; 65 (7-under), Todd Barranger , Dayton Open; 65 (7-under), Steve Haskins , Ozarks Open; 65 (7-under), Guy Boros , Tri-Cities Open; 65 (5-under), Jay Delsing , Fort Smith Classic
2002	64 (8-under), Steven Alker , Louisiana Open; (7-under), Gary Hallberg , Northeast Pennsylvania Classic
2003	62 (10-under), Bo Van Pelt , Omaha Classic

HIGH FINISH BY A WINNER:

1990	75 (3-over), Dicky Thompson , Baton Rouge Open
1991	79 (7-over), Roger Salazar , South Texas Open
1992	73 (1-over), Brian Henninger , South Texas Open; Steve Lowery , Tulsa Open

1993	71 (1-under), Doug Martin , South Texas Open; Sean Murphy , Central Georgia Open; Dave Stockton, Jr. , Connecticut Open
1994	73 (2-over), Mike Schuchart , Tour Championship
1995	71 (1-under), Allen Doyle , Tour Championship
1996	74 (2-over), P.J. Cowan , Tallahassee Open
1997	73 (1-over), Mark Wurtz , Shreveport Open; Steve Flesch , Tour Championship
1998	76 (4-over), Michael Allen , Greater Austin Open
1999	75 (3-over), Kelly Gibson , Oregon Classic
2000	73 (1-over), J.J. Henry , Knoxville Open; Darron Stiles , Tri-Cities Open
2001	72 (even), David Sutherland , Utah Classic; 71 (1-under)
2002	74 (2-over), Roland Thatcher , Bank of America Monterey Peninsula Classic; 73 (2-over), Jason Gore , Albertsons Boise Open
2003	72 (1-over), Joe Ogilvie , Jacob's Creek Open; (even), Scott Gutschewski , Monterey Peninsula Classic

LOW FINAL 36 HOLES:

1990	133 (11-under), Jim McGovern , Lake City Classic
1991	129 (13-under), P.H. Horgan III , Yuma Open
1992	129 (12-under), Jon Christian , Connecticut Open
1993	130 (12-under), Ron Streck , Yuma Open; Dave Stockton, Jr. , Hawkeye Open
1994	131 (11-under), Tommy Armour III , Miami Valley Open; 132 (12-under), Skip Kendall , Inland Empire Open; Barry Fabyan , Dominion Open
1995	128 (16-under), Stan Utley , Louisiana Open
1996	130 (14-under), Craig Kanada , Wichita Open; Michael Christie , Utah Classic
1997	129 (15-under), Harrison Frazar , Permian Basin Open; 128 (14-under), Todd Gleaton , Clark Dennis , St. Louis Golf Classic
1998	127 (13-under), Chris Starkjohann , St. Louis Golf Classic; Mark Hensby , Fort Smith Classic
1999	129 (11-under), Matt Peterson and Shaun Micheel , Fort Smith Classic
2000	130 (14-under), Vance Veazey , Wichita Open; Jason Gore , New Mexico Classic
2001	125 (15-under), Jeff Freeman , Fort Smith Classic; 129 (15-under), Bo Van Pelt , Dayton Open; 129 (13-under), Chad Campbell , Richmond Open; 129 (13-under), Jason Caron , D. A. Points, Gila River Golf Classic
2002	128 (14-under), Arron Oberholser , Samsung Canadian PGA Championship
	129 (15-under), Mike Heinen , Wes Short , Louisiana Open; Anthony Painter , Omaha Classic
2003	129 (15-under), Blaine McCallister , Omaha Classic
	129 (13-under), Wil Collins , Wichita Open; Andre Stolz , Wichita Open

LOW BACK-TO-BACK ROUNDS:

1990	62-65—127 (17-under), Kim Young , Dakota Dunes Open
1991	61-66—127 (17-under), Eric Hoos , Wichita Charity Classic
1992	63-69—129 (12-under), Jon Christian , Connecticut Open
1993	65-63—128 (14-under), Tim Conley , Knoxville Open
1994	66-64—130 (14-under), Keith Fergus , Panama City Beach Classic
1995	66-62—128 (16-under), Stan Utley , Louisiana Open
	62-66—128 (14-under), Stan Utley , Miami Valley Open
1996	64-63—127 (17-under), Sean Murphy , Louisiana Open
1997	63-64—127 (15-under), Trevor Dodds , Miami Valley Open
1998	59-67—126 (14-under), Doug Dunakey , Miami Valley Open
1999	66-63—129 (15-under), Edward Fryatt , Ozarks Open
	64-65—129 (15-under), Carl Paulson , Utah Classic
2000	64-64—128 (16-under), Pat Perez , Wichita Open; Kevin Johnson , Permian Basin Open
2001	60-65—125 (15-under), Jeff Freeman , Fort Smith Classic
2002	64-61—125 (17-under), Jason Gore , Gila River Golf Classic
	61-64—125 (17-under), David Branshaw , Gila River Golf Classic
2003	65-61—126 (16-under), Paul Gow , Northeast Pennsylvania Classic
	66-61—127 (17-under), Wes Short , Chitimacha Louisiana Open

LARGEST 18-HOLE LEAD:

1990	3 strokes, Kim Young , Dakota Dunes Open
1991	3 strokes, Jeff Coston , Shreveport Open; Eric Hoos , Wichita Charity Classic
1992	3 strokes, Rick Dalpos , Panama City Beach Classic
1993	4 strokes, Michael Weeks , Central Georgia Open
1994	6 strokes, Ron Philo , Pensacola Classic
1995	2 strokes, Ryan Howison , Inland Empire Open, Rafael Alarcon , Monterrey Open, Jon Hough , Tallahassee Open, Tom Pernice, Jr. , Philadelphia Classic, Mike Sposa , Wichita Open, John Connelly , Ozarks Open, Tim Simpson , Tri-Cities Open
1996	3 strokes, Sam Randolph , Ozarks Open
1997	4 strokes, Pat Bates , Cleveland Open
1998	3 strokes, John Maginnes , Dakota Dunes Open
1999	3 strokes, Kelly Gibson , Oregon Classic

Nationwide Tour Facts and Figures (cont.)

(1990-2003)

2000	3 strokes, Chris Zambri , Boise Open
2001	5 strokes, David Lebeck , Louisiana Open
2002	3 strokes, Jason Buha , Arkansas Classic
2003	3 strokes, David Branshaw , The Reese's Cup Classic

LARGEST 36-HOLE LEAD:

1990	4 strokes, Ricky Smallridge , Boise Open
1991	5 strokes, Tom Lehman , Reno Open
1992	5 strokes, John Flannery , South Carolina Classic
1993	4 strokes, Tim Conley , Knoxville Open
1994	4 strokes, Keith Fergus , Panama City Beach Classic
1995	3 strokes, Lee Porter , Cleveland Open
1996	6 strokes, Joe Durant , Shreveport Open
1997	3 strokes, Trevor Dodds , Miami Valley Open; Chris Smith , Omaha Classic; Brian Kamm , Ozarks Open; Steve Flesch , Tour Championship
1998	5 strokes, Emlyn Aubrey , Wichita Open
1999	5 strokes, Edward Fryatt , Ozarks Open
2000	4 strokes, Kevin Johnson , Permian Basin Open; Andrew Morse , Utah Classic
2001	6 strokes, David Sutherland , Utah Classic
2002	4 strokes, Peter O'Malley , Jacob's Creek Open; David Morland IV , Hibernia Southern Open
2003	4 strokes, Ryan Palmer , Clearwater Classic; Zach Johnson , First Tee Arkansas Classic; 4 strokes, Guy Boros , Dayton Open

LARGEST 54-HOLE LEAD:

1992	6 strokes, John Flannery , South Carolina Classic
1993	5 strokes, Tim Conley , Knoxville Open
1994	4 strokes, Omar Uresti , Shreveport Open
1995	5 strokes, Keith Fergus , Louisiana Open; Jeff Barlow , Central Georgia Open
1996	3 strokes, Steve Rintoul , Monterrey Open; Stewart Cink , Tour Championship
1997	5 strokes, Chris Smith , Upstate Classic and Omaha Classic
1998	5 strokes, John Wilson , Louisiana Open
1999	5 strokes, Carl Paulson , Utah Classic
2000	4 strokes, Guy Hill , Louisiana Open; Darron Stiles , Tri-Cities Open; Pat Perez , Monterey Peninsula Classic; Spike McRoy , Tour Championship
2001	4 strokes, Brett Quigley , Arkansas Classic; Heath Slocum , Knoxville Open
2002	5 strokes, Patrick Sheehan , Price Cutter Charity Championship; Roland Thatcher , Bank of America Monterey Peninsula Classic
2003	4 strokes, Roger Tambellini , Albertsons Boise Open; Scott Gutschewski , Monterey Peninsula Classic; Chris Couch , Nationwide Tour Championship

BEST COME FROM BEHIND:

1990	5 strokes, Brad Bell , South Texas Open
1991	10 strokes, John Flannery , Reno Open
1992	7 strokes, Brian Henninger , Knoxville Open
1993	5 strokes, Olin Browne , Monterrey Open; Doug Martin , South Texas Open; Sonny Skinner , Shreveport Open
1994	4 strokes, Pat Bates , Dakota Dunes Open; Keith Fergus , Boise Open
1995	8 strokes, Stan Utley , Louisiana Open
1996	5 strokes, Jimmy Green , Buffalo Open
1997	5 strokes, Mike Small , Cleveland Open
1998	7 strokes, Matt Gogel , Tri-Cities Open
1999	5 strokes, Fran Quinn , Dakota Dunes Open
2000	7 strokes, Richard Johnson , Monterey Peninsula Classic
2001	5 strokes, Guy Boros , Tri-Cities Open
2002	10 strokes, Gary Hallberg , Northeast Pennsylvania Classic
2003	6 strokes, Zach Johnson , Rheem Classic

LOW 36-HOLE CUT:

1990	138 (6-under), Dakota Dunes Open
1991	137 (7-under), Dakota Dunes Open
1992	140 (4-under), Louisiana Open, Fort Wayne Open
1993	138 (4-under), Knoxville Open, Dominion Open; 140 (4-under), Wichita Open, Texarkana Open
1994	140 (4-under), Wichita Open
1995	140 (4-under), Louisiana Open
1996	140 (4-under), Omaha Classic
1997	138 (4-under), St. Louis Golf Classic; 140 (4-under), Upstate Classic
1998	138 (2-under), St. Louis Golf Classic, Fort Smith Classic
1999	139 (3-under), Boise Open
2000	137 (3-under), Greensboro Open; 138 (6-under), Wichita Open
2001	138 (6-under), Permian Basin Open; 138 (4-under), Gila River Golf Classic
2002	137 (5-under), Gila River Golf Classic; 138 (6-under), Louisiana Open
2003	138 (6-under), Chitimacha Louisiana Open

HIGH 36-HOLE CUT:

1990	153 (9-over), New England Classic
1991	154 (10-over), South Texas Open
1992	148 (4-over), New England Classic, Tulsa Open
1993	148 (4-over), Mississippi Gulf Coast Classic
1994	148 (4-over), Sonoma County Open
1995	148 (4-over), Tallahassee Open
1996	147 (3-over), Dakota Dunes Open
1997	145 (3-over), Hershey Open, Tri-Cities Open
1998	150 (6-over), Louisiana Open
1999	146 (4-over), South Florida Classic; 146 (2-over), Mississippi Gulf Coast Open, Shreveport Open, South Carolina Classic
2000	150 (6-over), Tri-Cities Open
2001	144 (4-over), Steamtown Classic; 148 (4-over), Monterey Peninsula Classic
2002	150 (6-over), Bank of America Monterey Peninsula Classic
2003	147 (5-over), Jacob's Creek Open

FEWEST TO MAKE THE CUT:

1990	50 players, Baton Rouge Open, Buffalo Open
1991	50 players, Quicksilver Open, Fort Wayne Open, Wichita Charity Classic, Dakota Dunes Open, Boise Open
1992	50 players, Shreveport Open, Boise Open
1993	50 players, South Texas Open, Sonoma County Open, Bakersfield Open
1994	55 players, Carolina Classic, Texarkana Open, New Mexico Charity Classic
1995	55 players, Louisiana Open, Utah Classic
1996	55 players, South Carolina Classic, Tri-Cities Open, Olympia Open
1997	55 players, Miami Valley Open, Laurel Creek Classic, Colorado Classic
1998	55 players, Cleveland Open, Hershey Open, Fort Smith Classic
1999	55 players, Lehigh Valley Open, Wichita Open, Omaha Classic, New Mexico Classic
2000	56 players, Dakota Dunes Open
2001	61 players, Greater Cleveland Open
2002	60 players, LaSalle Bank Open; State Farm Open
2003	61 players, First Tee Arkansas Classic

MOST TO MAKE THE CUT:

1990	69 players, Deer Creek Open
1991	63 players, Cleveland Open
1992	64 players, Utah Classic
1993	67 players, Yuma Open
1994	70 players, Shreveport Open
1995	75 players, Pensacola Classic
1996	69 players, Mississippi Gulf Coast Classic
1997	73 players, Dakota Dunes Open
1998	68 players, Louisiana Open, Ozarks Open
1999	71 players, South Florida Classic, Louisiana Open
2000	73 players, Greensboro Open
2001	80 players, Boise Open [All-time Nationwide Tour record]
2002	76 players, Richmond Open
2003	79 players, Oregon Classic

MOST CONSECUTIVE BIRDIES:

1990	6, Scott Bess , Dakota Dunes Open
1991	6, Bruce Zabriski , Panama City Beach Classic; Jerry Foltz , Wichita Charity Classic; Montie Watson , Wichita Charity Classic; Greg Kraft , Dakota Dunes Open; Tim Loustalot , Dakota Dunes Open
1992	6, Franklin Langham , Macon Open; Mark Trauner , Macon Open
1993	5, by 16 players
1994	9, Omar Uresti , Shreveport Open
1995	6, Karl Zoller , Cleveland Open; Chris Smith , Buffalo Open; Brent Geiberger , Tri-Cities Open
1996	7, Joe Durant , Shreveport Open
1997	6, Terry Price , Knoxville Open; Curt Byrum , Miami Valley Open; Carl Paulson , Ozarks Open; Tim Loustalot , Dakota Dunes Open
1998	6, Tom Shaw, Jr. , Lakeland Classic
1999	7, Dicky Thompson , Permian Basin Open
2000	7, Rocky Walcher , Permian Basin Open
2001	7, Jay Hobby , Charity Pro-Am
2002	6, Jeff Freeman , Price Cutter Charity Championship; Aaron Baddeley , Utah Classic; John Morse , Hibernia Southern Open
2003	6, Robert Conrad , Mark Christopher Charity Classic

BEST BIRDIE/EAGLE STREAK:

1990	Kelly Gibson , Elizabethtown Open (E,B,B,B,B)
1991	Tom Lehman , Reno Open (B,E,B,E,B,B)
1992	Fred Wadsworth , Yuma Open (E,B,B,B,B); Fred Wadsworth , Macon Open (B,B,B,E,B); Rick Dalpos , Cleveland Open (B,B,E,B,B)

Nationwide Tour Facts and Figures (cont.)

(1990-2003)

1993	Tommy Tolles , Utah Classic (B,B,B,E,B,B,B)
1994	Bill Murchison , Central Georgia Open (E,B,B,B,B); Charlie Rymmer , Central Georgia Open (E,B,B,B,B)
1995	Robert Wrenn , Cleveland Open (E,B,B,B,B); Robert Wrenn , Utah Classic (B,B,B,E,B)
1996	Ahmad Bateman , Utah Classic (B,B,B,B,E,B,B)
1997	Greg Twiggs , Lakeland Classic (B,B,E,B); Chris DiMarco , Monterrey Open (B,E,E); Harry Rudolph , Monterrey Open (E,B,E); Pat Bates , South Carolina Classic (B,B,E,B); Dick Mast , South Carolina Classic (E,B,B,B); Trevor Dodds , Miami Valley Open (E,B,B,B); Ron Philo, Jr. , Miami Valley Open (B,B,B,E); Pat Bates , Cleveland Open (B,B,E,B); Rob Moss , Tri-Cities Open (B,B,B,E)
1998	Jimmy Green , Carolina Classic (E,B,B,B,B,B); Notah Begay III , Dominion Open (B,B,E,B,E)
1999	Gary Nicklaus , Omaha Classic (B,B,B,E,B); Casey Martin , Omaha Classic (B,B,B,E,B)
2000	Kris Cox , Omaha Classic (B,B,E,B,B); (E,B,B,B,B); Garrett Willis , Wichita Open (B,B,B,B,E)
2001	Billy Judah , Samsung Canadian PGA (B,E,B,B,B,B)
2002	Doug Barron , LaSalle Bank Open (B,B,E,B,B,B)
2003	Ty Armstrong , LaSalle Bank Open (B-E-E-B); Guy Boros , Lake Erie Charity Classic (E-B-B-B-B); Fran Quinn , Henrico County Open (B-B-E-B-B); Zach Johnson , Price Cutter Charity Championship (B-B-B-B-E)

DOUBLE-EAGLES:

1991	Greg Peterson , Bakersfield Open; Kel Devlin , Dakota Dunes Open
1992	R.W. Eaks , Louisiana Open; Croy Cochran , Pensacola Open
1993	Taylor Smith , New England Classic; Sam Randolph , White Rose Classic; Rocky Walcher , Mississippi Gulf Coast Classic
1994	Mike Brisky , Panama City Beach Classic; Ron Philo , Alabama Classic; Lance Ten Broeck , South Carolina Classic; Greg Whisman , New Mexico Charity Classic
1996	Dustin Phillips , Inland Empire Open; Rick Cramer , Shreveport Open; Pat Bates , Gateway Classic
1998	Steve Brodie , Cleveland Open; Joe Ogilvie , Greensboro Open
1999	Brian Tennyson , Dakota Dunes Open; Joey Snyder III , Omaha Classic; Joel Edwards , Omaha Classic
2000	Chris Smith , Dayton Open; Dennis Zinkon , Greensboro Open
2001	Travis Perkins , Charity Pro-Am; Ryuji Imada , Cleveland Open; Jay Hobby , Utah Classic; Tom Carter , Monterey Peninsula Classic
2002	Pete Morgan , Fort Smith Classic; Kevin Durkin , State Farm Open; Hunter Haas , Gila River Golf Classic
2003	Jason Schultz , Miccosukee Championship

BACK-TO-BACK EAGLES:

1992	Joey Rasset , South Carolina Classic; Russell Beiersdorf , Bakersfield Open
1993	Chris DiMarco , Monterrey Open
1994	Sebastin Fernandez , Cleveland Open; Gary Webb , Ozarks Open
1995	Tom Pernice , Ozarks Open; Martin Davis , Sonoma County Open
1997	Chris DiMarco , Pat Bates , Monterrey Open
1998	Orist Wells , Lehigh Valley Open; Arden Knoll , Ozarks Open; David Kirkpatrick , Fort Smith Classic
2001	Chris Couch , Dayton Open; Pete Morgan , Fort Smith Classic; Steve Sear , Inland Empire Open; Kelly Gibson , Monterey Peninsula Classic
2003	Michael Muehr , Rheem Classic; Ty Armstrong , LaSalle Bank Open; Lee Williamson , Lake Erie Charity Classic

THREE EAGLES SAME ROUND:

1991	Tom Lehman , Reno Open
1997	David Jackson , Inland Empire Open; Harry Rudolph , Monterrey Open
1999	Kevin Johnson , Omaha Classic; Jason Tyska , Utah Classic
2001	Jeff Freeman , Omaha Classic
2002	Arron Oberholser , Utah Classic
2003	Jimmy Walker , Chattanooga Classic

MULTIPLE WINNERS:

1990	3 wins, Dick Mast , Mississippi Gulf Coast Classic, Pensacola Open, Fort Wayne Open; Jim McGovern , Lake City Classic, New Haven Open, Texarkana Open; Mike Springer , Bakersfield Open, Reno Open, El Paso Open. 2 wins, Jeff Maggert , Knoxville Open, Buffalo Open; Dicky Thompson , Baton Rouge Open, Elizabethtown Open; Ed Humenik , Macon Open, Santa Rosa Open.
------	---

1991	3 wins, Tom Lehman , Mississippi Gulf Coast Classic, South Carolina Classic, Santa Rosa Open 2 wins, P.H. Horgan III , Yuma Open, Macon Open; Olin Browne , Bakersfield Open, Hawkeye Open; Frank Conner , Knoxville Open, Tulsa Open
1992	3 wins, Brian Henninger , South Texas Open, Macon Open, Knoxville Open; John Flannery , South Carolina Classic, Quicksilver Open, Sonoma County Open 2 wins, Russell Beiersdorf , Greater Greenville Classic, Fort Wayne Open; Jeff Woodland , Wichita Charity Classic, Utah Classic
1993	4 wins, Sean Murphy , Central Georgia Open, Greater Greenville Classic, Utah Classic, Sonoma County Classic 2 wins, Dave Stockton, Jr. , Central Georgia Open, Hawkeye Open; Hugh Royer III , South Carolina Classic, Texarkana Open; David Duval , Wichita Open, Tour Championship
1994	3 wins, Jerry Haas , Ozarks Open, Tri-Cities Open, Sonoma County Open 2 wins, Scott Gump , Monterrey Open, Greater Greenville Classic; Skip Kendall , Inland Empire Open, Carolina Classic; Tommy Armour III , Miami Valley Open, Cleveland Open; Bruce Vaughan , Pensacola Classic, Permian Basin Open; Keith Fergus , Panama City Beach Classic, Boise Open
1995	3 wins, Allen Doyle , Mississippi Gulf Coast Classic, Texarkana Open, Tour Championship 2 wins, Stan Utley , Louisiana Open, Miami Valley Open; Jerry Kelly , Alabama Classic, Buffalo Open; David Toms , Greater Greenville Classic, Wichita Open; Chris Smith , Gateway Classic, Dakota Dunes Open; Hugh Royer III , Dominion Open, Permian Basin Open; Stuart Appleby , Monterrey Open, Sonoma County Open
1996	3 wins, Michael Christie , Greater Greenville Classic, Permian Basin Open, Utah Classic; Stewart Cink , Ozarks Open, Colorado Classic, Tour Championship
1997	3 wins, Chris Smith , Upstate Classic, Dakota Dunes Open, Omaha Classic 2 wins, Mike Small , Monterrey Open, Cleveland Open; Todd Gleaton , St. Louis Golf Classic, Tri-Cities Open
1998	2 wins, Joe Ogilvie , Monterrey Open, Greensboro Open; Matt Gogel , Omaha Classic, Tri-Cities Open; Robin Freeman , Knoxville Open, San Jose Open; Charles Raulerson, Oregon Classic, Inland Empire Open; Bob Burns , Dominion Open, Tour Championship
1999	2 wins, Steve Gotsche , Monterey Open, Upstate Classic; Matt Gogel , Louisiana Open, Cleveland Open; Mathew Goggin , Lehigh Valley Open, Omaha Classic; Ryan Howison , Lakeland Classic, Ozarks Open; Carl Paulson , Utah Classic, Boise Open; Brad Elder , Wichita Open, Inland Empire Open; Bob Heintz , Shreveport Open, Tour Championship
2000	2 wins, Kent Jones , Shreveport Open, Greensboro Open; Tim Clark , Fort Smith Classic, Boise Open; Spike McRoy , Dakota Dunes Open, Tour Championship
2001	3 wins, Heath Slocum , Greater Cleveland Open, Knoxville Open, Omaha Classic; Chad Campbell , Richmond Open, Permian Basin Open, Monterey Peninsula Classic; Pat Bates , Siouxland Open, Shreveport Open, Tour Championship
2002	3 wins, Patrick Moore , Richmond Open, Lake Erie Charity Classic, Tour Championship 2 wins, Cliff Kresge , Virginia Beach Open, Hershey Open; Arron Oberholser , Samsung Canadian PGA Championship, Utah Classic; Jason Gore , Oregon Classic, Albertsons Boise Open
2003	3 wins, Tom Carter , Samsung Canadian PGA Championship, Price Cutter Charity Championship, Alberta Calgary Classic 2 wins, Joe Ogilvie , Jacob's Creek Open, The Reese's Cup Classic; Guy Boros , Lake Erie Charity Classic, Dayton Open; Zach Johnson , Rheem Classic, Envirocare Utah Classic; Chris Couch , Oregon Classic, Nationwide Tour Championship

WIRE-TO-WIRE WINNERS (NO TIES):

1990	Kim Young , Dakota Dunes Open; Tom Lehman , Reflection Ridge Open.
1991	Jeff Gallagher , Cleveland Open; Eric Hoos , Wichita Charity Classic; P.H. Horgan III , Macon Open
1992	Tom Garner , Bakersfield Open
1994	Skip Kendall , Inland Empire Open; Keith Fergus , Panama City Beach Classic; Mike Brisky , Texarkana Open
1995	Brad Fabel , Shreveport Open (36 holes)
1997	Joe Daley , Louisiana Open (54 holes); Trevor Dodds , Miami Valley Open
1998	Michael Clark , Hershey Open; John Maginnes , Dakota Dunes Open
1999	Kelly Gibson , Oregon Classic
2001	Brett Quigley , Arkansas Classic
2002	Patrick Sheehan , Price Cutter Charity Championship; Roland Thatcher , Bank of America Monterey Peninsula Classic

All-Time Nationwide Tour Winners

Player	Tournament(s)	Score	Money
Alker, Steven	2002 Louisiana Open (Le Triomphe CC)	264	\$81,000
Allen, Michael	1998 Greater Austin Open (The Hills CC)	280	40,500
Ames, Stephen	1991 Pensacola Open (Marcus Pointe CC)	204 #	20,000
Anderson, Jerry	1991 Texarkana Open (Texarkana CC)	201 #	25,000
Appleby, Stuart (2)	1995 Monterrey Open (Club Campestre)	273	40,500
	1995 Sonoma County Open (Windsor GC)	269	36,000
Armour, Tommy III (2)	1994 Miami Valley Open (Heatherwoode GC)	266	36,000
	1994 Cleveland Open (Quail Hollow Resort-Devlin Course)	275	36,000
Aubrey, Emlyn (2)	1993 Miami Valley Open (Heatherwood GC)	202 #	31,500
	1998 Wichita Open (Willowbend GC)	265	40,500
Baird, Briny	2000 Monterrey Open (Club Campestre)	268	81,000
Barranger, Todd	2001 Dayton Open (The GC at Yankee Trace)	262	76,500
Bateman, Brian	1998 Carolina Classic (Raleigh CC)	266	40,500
Bateman, Ahmad	1997 Carolina Classic (Prestonwood CC)	284	36,000
Bates, Ben	1997 Wichita Open (Willowbend GC)	269	36,000
Bates, Pat (5)	1994 Dakota Dunes Open (Dakota Dunes CC)	276	36,000
	1997 Colorado Classic (Riverdale GC-Dunes Course)	267	36,000
	2001 Siouxland Open (Dakota Dunes CC)	273	76,500
	2001 Shreveport Open (Southern Trace CC)	268	76,500
	2001 Tour Championship (Senator Course at Capitol Hill)	284	108,000
Beiersdorf, Russell (3)	1991 Boise Open (Hillcrest CC)	202 #	25,000
	1992 Greenville Classic (Verdae Greens GC)	133 *	30,000
	1992 Fort Wayne Open (Briarwood GC)	200 #	25,000
Bell, Brad	1990 South Texas Open (NorthShore CC)	210 #	20,000
Berganio, David Jr. (3)	1996 Monterrey Open (Club Campestre)	272	36,000
	1999 Permian Basin Open (The Club at Mission Dorado)	269	40,500
	2000 Omaha Classic (The Champions Club)	268	90,000
Bertsch, Shane	2000 Upstate Classic (Verdae Greens GC)	269	72,000
Bohn, Jason	2003 Chattanooga Classic (Black Creek Club)	265	81,000
Booker, Eric (2)	1997 Greater Austin Open (Hills CC)	140 *	36,000
	1998 Lehigh Valley Open (Center Valley Club)	271	40,500
Boros, Guy (3)	2001 Tri-Cities Open (Meadow Springs CC)	274	76,500
	2003 Lake Erie Charity Classic (Peek'n Peak Resort/Upper Course)	275	81,000
	2003 Dayton Open (The GC at Yankee Trace)	265	81,000
Bowden, Craig (2)	1998 Miami Valley Open (Heatherwoode GC)	264	40,500
	2003 Miccosukee Championship (Miccosukee G&CC)	270	90,000
Branshaw, David	2002 Gila River Golf Classic (Whirlwind GC)	262	76,500
Brehaut, Jeff (2)	1995 Inland Empire Open (Moreno Valley GC)	204 *	36,000
	1997 Mississippi Gulf Coast Classic (MS National GC)	275	36,000
Brigman, D.J.	2003 Permian Basin Charity Golf Classic (Midland CC)	272	81,000
Brisky, Mike	1994 Texarkana Open (Texarkana CC)	266	36,000
Browne, Olin (4)	1991 Bakersfield Open (Bakersfield CC)	207 #	20,000
	1991 Hawkeye Open (Finkbine GC)	199 #	25,000
	1993 Monterrey Open (Club Campestre)	276	36,000
	1996 Dominion Open (The Dominion Club)	276	36,000
Bruckner, Greg	1992 New England Classic (Woodlands Club)	208 #	25,000
Bugg, Jace	2002 Arkansas Classic (Diamante CC)	271	81,000
Buha, Jason	2002 Dayton Open (The GC at Yankee Trace)	265	76,500
Burns, Bob (2)	1998 Dominion Open (The Dominion Club)	274	40,500
	1998 Tour Championship (Magnolia Grove)	283	63,000
Byrd, Jonathan	2001 Charity Pro-Am (The Cliffs G&CC)	269	90,000
Byrum, Curt (2)	1993 White Rose Classic (Honey Run G&CC)	270	36,000
	1999 South Florida Classic (Palm-Aire CC & Resort-Oaks)	275	40,500
Campbell, Chad (3)	2001 Richmond Open (Stonehenge G&CC)	263	76,500
	2001 Permian Basin Open (The Club at Mission Dorado)	264	76,500
	2001 Monterey Peninsula Classic (Bayonet GC)	280	81,000
Carnevale, Mark	1997 Inland Empire Open (Moreno Valley Ranch GC)	274	36,000
Carter, Jim	1994 New Mexico Charity Classic (University of New Mexico Championship Course)	272	31,500
Carter, Tom (3)	2003 Samsung Canadian PGA Championship (DiamondBack GC)	275	81,000

Key: # = 54-hole tournament * = Weather-shortened ** = Unofficial win

All-Time Nationwide Tour Winners (cont.)

Player	Tournament(s)	Score	Money
	2003 Price Cutter Charity Championship (Highland Springs CC)	267	\$94,500
	2003 Alberta Calgary Classic (The Links of GlenEagles)	263	81,000
Chamblee, Brandel	1990 New England Classic (Woodlands GC)	215 #	20,000
Cheesman, Barry (2)	1990 Quail Hollow Open (Quail Hollow GC)	207 #	20,000
	1997 Hershey Open (CC of Hershey)	278	36,000
Christian, Jon	1992 Connecticut Open (Yale GC)	198 #	25,000
Christie, Michael (4)	1995 Carolina Classic (Prestonwood CC)	266	36,000
	1996 Greater Greenville Classic (Verdae Greens GC)	263	36,000
	1996 Permian Basin Open (Club at Mission Dorado)	270	36,000
	1996 Utah Classic (Riverside CC)	196 #	36,000
Cink, Stewart (3)	1996 Ozarks Open (Highland Springs CC)	272	36,000
	1996 Colorado Classic (Riverdale GC-Dunes Course)	268	36,000
	1996 Tour Championship (Settindown Creek GC)	281	45,000
Clark, Michael (2)	1996 Olympia Open (Indian Summer G&CC)	273	36,000
	1998 Hershey Open (CC of Hershey)	273	40,500
Clark, Tim (2)	2000 Fort Smith Classic (Hardscrabble CC)	264	72,000
	2000 Boise Open (Hillcrest CC)	269	100,080
Claxton, Paul	2001 Louisiana Open (Le Triomphe CC)	271	81,000
Clements, Lennie	1992 Greater Ozarks Open (Highland Springs CC)	205 #	30,000
Coles, Gavin	2002 Jacob's Creek Open Championship (Kooyonga GC)	279 #	91,194
Conley, Tim (2)	1993 Knoxville Open (Willow Creek GC)	261	31,500
	1996 Gateway Classic (Lake Forest G&CC)	278	36,000
Conner, Frank (2)	1991 Knoxville Open (Willow Creek GC)	198 #	20,000
	1991 Tulsa Open (GC of Oklahoma)	210 #	25,000
Cook, Jeff	1990 Greater Ozarks Open (Highland Springs CC)	207 #	20,000
Coston, Jeff	1991 Shreveport Open (Southern Trace CC)	210 #	25,000
Cotner, Keoke	2000 Oregon Classic (Shadow Hills CC)	272	72,000
Couch, Chris (3)	2001 Florida Classic (Gainesville CC)	269	76,500
	2003 Oregon Classic (Shadow Hills CC)	274	81,000
	2003 Nationwide Tour Championship (Senator Course at Capitol Hill)	270	112,500
Cowan, P.J.	1996 Tallahassee Open (Golden Eagle CC)	279	36,000
Cramer, Rick	1996 Wichita Open (Reflection Ridge GC)	269	36,000
Crane, Ben (2)	2000 Wichita Open (Willowbend GC)	263	72,000
	2001 Gila River Golf Classic (Whirlwind GC)	261	76,500
Daley, Joe	1997 Louisiana Open (Le Triomphe CC)	198 *	54,000
Dalpos, Rick (2)	1991 Greater Ozarks Open (Highland Springs CC)	201 #	25,000
	1992 Pensacola Open (Marcus Pointe GC)	272	25,000
Daly, John	1990 Utah Classic (Riverside CC)	203 #	20,000
Dawson, Marco	2002 LaSalle Bank Open (Kemper Lakes Golf Course)	276	81,000
Delsing, Jay (2)	2001 Fort Smith Classic (Hardscrabble CC)	263	76,500
	2002 Omaha Classic (The Champions Club)	267	90,000
Dennis, Clark	1993 Bakersfield Open (Seven Oaks CC)	202 #	27,000
DiMarco, Chris	1997 Ozarks Open (Highland Springs CC)	204 *	36,000
Dodds, Trevor (3)	1990 Deer Creek Open (Deer Creek GC)	206 #	20,000
	1997 Miami Valley Open (Heatherwoode GC)	262	36,000
	2001 Virginia Beach Open (TPC at Virginia Beach)	277	76,500
Dowdall, John	1992 Hawkeye Open (Finkbine GC)	134 *	25,000
Doyle, Allen (3)	1995 Mississippi Gulf Coast Classic (Windance G&CC)	273	36,000
	1995 Texarkana Open (Texarkana CC)	269	36,000
	1995 Tour Championship (Settindown Creek GC)	283	45,000
Dufner, Jason	2001 Wichita Open (Crestview CC)	266	76,500
Dunakey, Doug	1998 Cleveland Open (Quail Hollow CC)	270	40,500
Durant, Joe	1996 Mississippi Gulf Coast Classic (MS National GC)	273	36,000
Duval, David (2)	1993 Wichita Open (Reflection Ridge GC)	271	27,000
	1993 Tour Championship (Pumpkin Ridge GC)	277	36,000
Eaks, R.W. (3)	1990 Quicksilver Open (Quicksilver GC)	212 #	30,000
	1993 Louisiana Open (Le Triomphe CC)	273	27,000
	1997 San Jose Open (Almaden CC)	272	36,000
Edwards, Joel	1999 Mississippi Gulf Coast Open (The Oaks GC)	280	45,000

Key: # = 54-hole tournament * = Weather-shortened ** = Unofficial win

All-Time Nationwide Tour Winners (cont.)

Player	Tournament(s)	Score	Money
Elder, Brad (2)	1999 Wichita Classic (Willowbend CC)	268	\$40,500
	1999 Inland Empire Open (Moreno Valley Ranch GC)	267	40,500
Elliott, John (2)	1994 Mississippi Gulf Coast Classic (Windance G&CC)	276	31,500
	1997 Alabama Classic (Cherokee Ridge CC)	204 *	36,000
Estes, Jim	1996 Inland Empire Open (Moreno Valley Ranch GC)	272	36,000
Fabel, Brad (2)	1994 Gateway Classic (Lake Forest G&CC)	279	36,000
	1995 Shreveport Open (Southern Trace CC)	131 *	36,000
Fergus, Keith (2)	1994 Panama City Beach Classic (The Hombre)	202 #	31,500
	1994 Boise Open (Hillcrest CC)	198 #	36,000
Fischer, Todd	2002 Fort Smith Classic (Hardscrabble CC)	269	76,500
Flannery, John (4)	1991 Reno Open (Northgate GC)	211 #	20,000
	1992 South Carolina Classic (CC of South Carolina)	272	30,000
	1992 Quicksilver Open (Quicksilver GC)	277	50,000
	1992 Sonoma County Open (Windsor GC)	199 #	25,000
Flesch, Steve	1997 Tour Championship (RTJ Golf Trail-Grand National)	278	54,000
Foltz, Jerry	1995 South Carolina Classic (CC of South Carolina)	279	36,000
Franco, Angel	1993 Dominion Open (The Dominion Club)	272	31,500
Frazar, Harrison	1997 South Carolina Classic (CC of South Carolina)	271	36,000
Freeman, Robin (2)	1998 Knoxville Open (Three Ridges GC)	270	40,500
	1998 San Jose Open (Almaden CC)	272	40,500
Friend, Bob	1991 Fort Wayne Open (Orchard Ridge CC)	201 #	20,000
Fryatt, Edward	1999 Hershey Open (CC of Hershey-East)	275	40,500
Furyk, Jim	1993 Mississippi Gulf Coast Classic (Windance G&CC)	206 #	27,000
Gallagher, Jeff (2)	1991 Cleveland Open (Quail Hollow GC)	201 #	25,000
	2000 South Carolina Classic (CC of South Carolina)	278	72,000
Gardner, Buddy	1990 Panama City Beach Classic (Hombre GC)	209 #	20,000
Garner, Tom (2)	1990 Central NY Classic (Seven Oaks GC)	207 #	20,000
	1992 Bakersfield Open (Seven Oaks CC)	205 #	30,000
Gibson, Kelly (2)	1991 Tri-Cities Open (Meadow Springs CC)	205 #	25,000
	1999 Oregon Classic (Shadow Hills CC)	279	40,500
Gleaton, Todd (2)	1997 St. Louis Golf Classic (Missouri Bluffs GC)	261	36,000
	1997 Tri-Cities Open (Meadow Springs CC)	283	36,000
Glover, Lucas	2003 Gila River Golf Classic (Whirlwind GC)	270	85,500
Gogel, Matt (6)	1996 Boise Open (Hillcrest CC)	270	36,000
	1997 Laurel Creek Classic (Laurel Creek CC)	269	36,000
	1998 Omaha Classic (The Champions Club)	271	45,000
	1998 Tri-Cities Open (Meadow Springs CC)	276	40,500
	1999 Louisiana Open (Le Triomphe CC)	277	54,000
	1999 Cleveland Open (Quail Hollow CC)	273	40,500
Goggin, Mathew (2)	1999 Lehigh Valley Open (Center Valley Club)	270	40,500
	1999 Omaha Classic (Champions Club)	264	54,000
Gomez, Jaime	1992 Boise Open (Hillcrest CC)	202 #	30,000
Gore, Jason (3)	2000 New Mexico Classic (Santa Ana GC)	266	76,500
	2002 Oregon Classic (Shadow Hills CC)	270	76,500
	2002 Albertsons Boise Open (Hillcrest CC)	273	103,500
Gotsche, Steve (2)	1999 Monterrey Open (Club Campestre)	270	49,500
	1999 Upstate Classic (Verdae Greens GC)	208 *	40,500
Gove, Jeff (2)	1995 Tri-Cities Open (Meadow Springs CC)	202 #	36,000
	1999 Knoxville Open (Fox Den CC)	277	45,000
Gow, Paul (2)	1997 Permian Basin Open (Club at Mission Dorado)	267	36,000
	2000 Hershey Open (CC of Hershey)	281	72,000
Goydos, Paul	1992 Yuma Open (Desert Springs GC)	201 #	25,000
Green, Jimmy	1996 Buffalo Open (Brierwood CC)	276	36,000
Gump, Scott (2)	1994 Monterrey Open (Club Campestre)	269	36,000
	1994 Greater Greenville Classic (Verdae Greens GC)	272	31,500
Gutschewski, Scott	2003 Monterey Peninsula Classic (Bayonet & Black Horse GC/Bayonet Course)	276	81,000
Haas, Jerry (3)	1994 Ozarks Open (Highland Springs CC)	272	36,000
	1994 Tri-Cities Open (Meadow Springs CC)	203 #	31,500
	1994 Sonoma County Open (Windsor GC)	277	31,500

Key: # = 54-hole tournament * = Weather-shortened ** = Unofficial win

All-Time Nationwide Tour Winners (cont.)

Player	Tournament(s)	Score	Money
Hallberg, Gary	2002 Northeast Pennsylvania Classic (Glenmaura National GC)	275	\$81,000
Hammond, Donnie	2000 Lakeland Classic (Grasslands G&CC)	272	72,000
Hart, Jeff	2000 Steamtown Classic (Glenmaura National GC)	275	81,000
Haskins, Steve	1991 New England Classic (Woodlands Club)	207 #	20,000
	2001 Ozarks Open (Highland Springs CC)**	131 *	81,000
Hayes, J.P.	1996 Miami Valley Open (Heatherwoode CC)	265	36,000
Heintz, Bob (2)	1999 Shreveport Open (Southern Trace CC)	283	40,500
	1999 Tour Championship (RTJ Golf Trail-Highland Oaks)	283	72,000
Henninger, Brian (3)	1992 South Texas Open (NorthShore GC)	208 #	25,000
	1992 Macon Open (River North CC)	205 #	25,000
	1992 Knoxville Open (Willow Creek GC)	200 #	30,000
Henry, J.J.	2000 Knoxville Open (Fox Den CC)	273	72,000
Hensby, Mark (3)	1998 Fort Smith Classic (Hardscrabble CC)	260	40,500
	2000 Carolina Classic (Raleigh CC)	266	72,000
	2003 Henrico County Open (The Dominion Club)	268	81,000
Hill, Jason	2001 Steamtown Classic (Glenmaura National GC)	272	76,500
Hinkle, Lon	1991 Quicksilver Open (Quicksilver GC)	210 #	40,000
Hnatiuk, Glen (4)	1992 Mississippi Gulf Coast Classic (Windance G&CC)	207 #	25,000
	1995 Utah Classic (Riverside CC)	203 #	36,000
	1996 Carolina Classic (Prestonwood CC)	205 *	36,000
	1999 Tri-Cities Open (Meadow Springs CC)	278	40,500
Holland, Mike	1991 Connecticut Open (Yale GC)	199 #	20,000
Hoos, Eric	1991 Wichita Charity Classic (Reflection Ridge GC)	199 #	25,000
Horgan III, P.H. (3)	1991 Yuma Open (Desert Hills GC)	196 #	20,000
	1991 Macon Open (River North CC)	201 #	25,000
	1996 Alabama Classic (Cherokee Ridge CC)	202 *	36,000
Howison, Ryan (3)	1997 Lakeland Classic (Grasslands G&CC)	269	36,000
	1999 Lakeland Classic (Grasslands G&CC)	275	40,500
	1999 Ozarks Open (Highland Springs CC)	270	45,000
Humenik, Ed (2)	1990 Macon Open (River North CC)	205 #	20,000
	1990 Santa Rosa Open (Windsor GC)	204 #	20,000
Imada, Ryuji	2000 Viginia Beach Open (TPC of Virginia Beach)	275	72,000
Isenhour, Tripp (2)	2000 Mississippi Gulf Coast Open (The Oaks GC)	279	72,000
	2003 BMW Charity Pro-Am at The Cliffs (The Cliffs G&CC/Valley, Keowee Vineyards)	269	103,500
Jackson, David	1992 Cleveland Open (Quail Hollow GC)	199 #	50,000
Johnson, Eric (2)	1996 Knoxville Open (Three Ridges GC)	272	36,000
	1998 South Florida Classic (Palm-Aire CC)	267	40,500
Johnson, Kevin (3)	1997 Puget Sound Open (Indian Summer GC)	198 [52 holes]	36,000
	1999 South Carolina Classic (The CC of South Carolina)	279	40,500
	2000 Permian Basin Open (The Club at Mission Dorado)	268	72,000
Johnson, Richard (2)	1999 Florida Classic (Gainesville CC)	270	40,500
	2000 Monterey Peninsula Classic (Bayonet GC)	285	81,000
Johnson, Zach (2)	2003 Rheem Classic (Hardscrabble CC)	272	85,500
	2003 Envirocare Utah Classic (Willow Creek CC)	267	81,000
Jones, Kent (2)	2000 Shreveport Open (Southern Trace CC)	273	72,000
	2000 Greensboro Open (Sedgefield CC)	263	72,000
Julian, Jeff	1997 Dominion Open (The Dominion Club)	277	36,000
Jurgensen, Steve	1993 Tri-Cities Open (Meadow Springs CC)	207 #	27,000
Kamm, Brian	1992 Panama City Beach Classic (Hombre GC)	210 #	25,000
Kelly, Jerry (2)	1995 Alabama Classic (Cherokee Ridge CC)	273	36,000
	1995 Buffalo Open (Brierwood CC)	274	36,000
Kendall, Skip (2)	1994 Inland Empire Open (Moreno Valley Ranch GC)	197 *	36,000
	1994 Carolina Classic (Prestonwood CC)	276	36,000
Klauk, Jeff	2003 Preferred Health Systems Wichita Open (Crestview CC)	265	85,500
Kresge, Cliff (2)	2002 Virginia Beach Open (TPC of Virginia Beach)	277	76,500
	2002 Hershey Open (Hershey GC)	276	76,500
Langham, Franklin	1993 Permian Basin Open (The Club at Mission Dorado)	202 #	27,000
Lehman, Tom (4)	1990 Reflection Ridge Open (Reflection Ridge GC)	202 #	20,000
	1991 Mississippi Gulf Coast Classic (Windance G&CC)	137 *	25,000

Key: # = 54-hole tournament * = Weather-shortened ** = Unofficial win

All-Time Nationwide Tour Winners (cont.)

Player	Tournament(s)	Score	Money
	1991 South Carolina Classic (CC of South Carolina)	202 #	\$25,000
	1991 Santa Rosa Open (Windsor GC)	207 #	20,000
Leggatt, Ian	2000 Dayton Open (The GC at Yankee Trace)	276	76,500
Lickliter, Frank	1995 Boise Open (Hillcrest CC)	200 #	45,000
Long, Michael (2)	2001 Boise Open (Hillcrest CC)	270	100,080
	2003 Virginia Beach Open (TPC of Virginia Beach)	277	81,000
Loustalot, Tim	1992 Lake City Classic (Lake City CC)	206 #	25,000
Lowery, Steve	1992 Tulsa Open (GC of Oklahoma)	213 #	30,000
Maggert, Jeff (2)	1990 Knoxville Open (Willow Creek GC)	202 #	20,000
	1990 Buffalo Open (Brierwood CC)	204 #	20,000
Maginnes, John (3)	1995 San Jose Open (Almaden CC)	277	36,000
	1998 Dakota Dunes Open (Dakota Dunes CC)	274	58,500
	2001 Carolina Classic (TPC at Wakefield Plantation)	269	81,000
Martin, Casey	1998 Lakeland Classic (The Grasslands G&CC)	269	40,500
Martin, Doug	1993 South Texas Open (NorthShore CC)	287	27,000
Mast, Dick (4)	1990 Mississippi Gulf Coast Classic (Windance CC)	137 *	20,000
	1990 Pensacola Open (Pensacola CC)	205 #	20,000
	1990 Fort Wayne Open (Orchard Ridge GC)	197 #	20,000
	1999 New Mexico Classic (Santa Ana GC)	267	40,500
McCallister, Blaine	2003 Northeast Pennsylvania Classic (Glenmaura National GC)	265	81,000
McCord, Gary	1991 Gateway Open (Gateway GC)	205 #	20,000
McGovern, Jim (3)	1990 Lake City Classic (Lake City CC)	202 #	20,000
	1990 New Haven Open (Yale GC)	201 #	20,000
	1990 Texarkana Open (Texarkana CC)	200 #	20,000
McKelvey, Rob	2000 Louisiana Open (Le Triomphe G&CC)	274	81,000
McRoy, Spike (2)	2000 Dakota Dunes Open (Dakota Dunes CC)	270	90,000
	2000 Tour Championship (RTJ Golf Trail-Highland Oaks)	272	99,000
Micheel, Shaun	1999 Greensboro Open (Sedgefield CC)	269	40,500
Miller, Andy	2002 State Farm Open (Empire Lakes GC)	272	81,000
Miller, Lindy	1990 Amarillo Open (Amarillo CC)	200 #	20,000
Mitchell, Stiles	1998 Permian Basin Open (Club at Mission Dorado)	276	40,500
Moore, Patrick (3)	2002 Richmond Open (The Dominion Club)	268	76,500
	2002 Lake Erie Charity Classic (Peek'n Peak Resort-Upper Course)	275	76,500
	2002 Tour Championship (Senator Course at Capitol Hill)	206 #	108,000
Moore, Tommy	1993 Boise Open (Hillcrest CC)	199	36,000
Morland IV, David (2)	2002 Hibernia Southern Open (Southern Trace CC)	197 #	76,500
	2003 SAS Carolina Classic (TPC at Wakefield Plantation)	268	90,000
Morse, Andy	2000 Utah Classic (Willow Creek CC)	269	72,000
Morse, John	1993 New England Classic (The Woodlands)	278	27,000
Moss, Perry	1992 Texarkana Open (Texarkana CC)	197 #	30,000
Murchison, Bill	1995 Tallahassee Open (Golden Eagle CC)	276	36,000
Murphy, Sean (6)	1992 Louisiana Open (Le Triomphe CC)	200 #	25,000
	1993 Central Georgia Open (River North CC)	205 #	27,000
	1993 Greater Greenville Classic (Verdae Greens GC)	271	27,000
	1993 Utah Classic (Riverside CC)	204 #	27,000
	1993 Sonoma County Open (Windsor GC)	274	27,000
	1995 Philadelphia Classic (Philmont CC)	267	36,000
Oberholser, Arron (2)	2002 Samsung Canadian PGA Championship (DiamondBack GC)	268	81,000
	2002 Utah Classic (Willow Creek CC)	202 #	76,500
Ogilvie, Joe (4)	1998 Monterrey Open (Club Campestre)	274	45,000
	1988 Greensboro Open (Sedgefield CC)	266	40,500
	2003 Jacob's Creek Open Championship (Kooyonga GC)	279	115,006
	2003 The Reese's Cup Classic (Hershey GC)	274	81,000
Oh, James	2003 Mark Christopher Charity Classic (Empire Lakes GC)	268	81,000
O'Malley, Peter	2002 Clearwater Classic (Clearwater CC)	271	94,590
Painter, Anthony	1998 Ozarks Open (Highland Springs CC)	267	40,500
Palmer, Ryan	2003 Clearwater Classic (Clearwater Resort)	271	110,520
Pappas, Deane (2)	2000 Greater Cleveland Open (Quail Hollow CC)	273	72,000
	2001 Monterrey Open (Club Campestre)	271	81,000

Key: # = 54-hole tournament * = Weather-shortened ** = Unofficial win

All-Time Nationwide Tour Winners (cont.)

Player	Tournament(s)	Score	Money
Pate, Alan	1993 Dakota Dunes Open (Dakota Dunes CC)	260 [68 holes]	\$31,500
Patton, Chris	1993 New Mexico Charity Classic (Valle Grande GC)	262	31,500
Paulson, Carl (2)	1999 Utah Classic (Willow Creek CC)	266	67,500
	1999 Boise Open (Hillcrest CC)	266	58,500
Paulson, Dennis	1998 Huntsville Open (Hampton Cove GC)	279	40,500
Pearson, Rick (3)	1990 Yuma Open (Desert Hills GC)	198 #	20,000
	1992 Tri-Cities Open (Meadow Springs CC)	210 #	25,000
	1994 Central Georgia Open (River North CC)	273	31,500
Perez, Pat	2000 Ozarks Open (Highland Springs CC)	270	76,500
Perry, Chris	1994 Utah Classic (Riverside CC)	205 #	31,500
Petersen, Scott	2000 Inland Empire Open (Empire Lakes GC)	268	72,000
Peterson, Matt	1995 Central Georgia Open (River North CC)	268	36,000
Points, D.A.	2001 Inland Empire Open (Empire Lakes GC)	267	76,500
Porter, Bill	1994 Louisiana Open (Le Triomphe GC)	276	31,500
Postlewait, Dennis	1994 Wichita Open (Reflection Ridge GC)	271	31,500
Purdy, Ted	2003 First Tee Arkansas Classic (Diamante CC)	275	85,500
Quigley, Brett (2)	1996 Philadelphia Classic (Philmont CC)	273	36,000
	2001 Arkansas Classic (Diamante CC)	276	81,000
Quinn, Fran (2)	1999 Dakota Dunes Open (Dakota Dunes CC)	270	63,000
	2000 Florida Classic (Gainesville CC)	271	72,000
Raulerson, Charles (2)	1998 Oregon Classic (Shadow Hills CC)	272	40,500
	1998 Inland Empire Open (Moreno Valley Ranch GC)	268	40,500
Reese, Don	1991 Lake City Open (Lake City CC)	198 #	25,000
Ridings, Tag	2002 Permian Basin Open (Midland CC)	272	76,500
Rollins, John	2001 Hershey Open (CC of Hershey)	273	76,500
Rose, Clarence	1995 Pensacola Classic (The Moors G&CC)	201 *	36,000
Royer III, Hugh (4)	1993 South Carolina Classic (CC of South Carolina)	273	27,000
	1993 Texarkana Open (Texarkana CC)	267	27,000
	1995 Dominion Open (The Dominion Club)	270	36,000
	1995 Permian Basin Open (The Club at Mission Dorado)	275	36,000
Rummells, Dave (2)	1996 South Carolina Classic (CC of South Carolina)	276	36,000
	1997 Knoxville Open (Three Ridges GC)	271	36,000
Runge, Steve	2000 Richmond Open (Stonehenge G&CC)	272	72,000
Rymer, Charlie	1994 South Carolina Classic (CC of South Carolina)	274	31,500
Salazar, Roger	1991 South Texas Open (NorthShore CC)	219 #	20,000
Sauers, Gene	1998 South Carolina Classic (CC of South Carolina)	280	40,500
Scherrer, Tom (2)	1995 Knoxville Open (Three Ridges GC)	275	36,000
	1998 Upstate Classic (Verdae Greens GC)	200 *	40,500
Schuchart, Mike (3)	1993 Panama City Beach Classic (Hombre GC)	208 #	27,000
	1994 Tour Championship (Pumpkin Ridge GC)	277	40,500
	1995 Ozarks Open (Highland Springs CC)	271	36,000
Sheehan, Patrick	2002 Price Cutter Charity Championship (Highland Springs CC)	269	85,500
Silveira, Larry	1996 San Jose Open (Almaden CC)	207 *	36,000
Skinner, Sonny (2)	1993 Shreveport Open (Southern Trace CC)	278	27,000
	1994 Dominion Open (The Dominion Club)	271	36,000
Slocum, Heath (3)	2001 Greater Cleveland Open (Quail Hollow CC)	267	76,500
	2001 Knoxville Open (Fox Den CC)	265	76,500
	2001 Omaha Classic (The Champions Club)	266	94,500
Small, Mike (2)	1997 Monterrey Open (Club Campestre)	270	40,500
	1997 Cleveland Open (Quail Hollow Resort-Devlin Course)	270	36,000
Smallridge, Ricky (2)	1990 Boise Open (Hillcrest CC)	199 #	20,000
	1991 Elizabethtown Open (Pine Valley CC)	201 #	20,000
Smith, Chris (5)	1995 Gateway Classic (Lake Forest G&CC)	203 *	36,000
	1995 Dakota Dunes Open (Dakota Dunes CC)	272	36,000
	1997 Upstate Classic (Verdae Greens GC)	267	36,000
	1997 Dakota Dunes Open (Dakota Dunes CC)	268	54,000
	1997 Omaha Classic (Champions Club)	258	36,000
Smith, Taylor	1992 Permian Basin Open (The Club at Mission Dorado)	204 #	30,000
Sposa, Mike	1998 Boise Open (Hillcrest CC)	265	54,000

Key: # = 54-hole tournament * = Weather-shortened ** = Unofficial win

All-Time Nationwide Tour Winners (cont.)

Player	Tournament(s)	Score	Money
Springer, Mike (4)	1990 Bakersfield Open (Bakersfield CC)	209 #	\$20,000
	1990 Reno Open (Northgate GC)	202 #	20,000
	1990 El Paso Open (Coronado CC)	204 #	20,000
	1992 Fresno Open (Fort Washington CC)	206 #	30,000
Stankowski, Paul	1996 Louisiana Open (Le Triomphe CC)	266	36,000
Starkjohann, Chris	1998 St. Louis Golf Classic (Missouri Bluffs GC)	263	40,500
Steel, Iain	1997 Boise Open (Hillcrest CC)	267	36,000
Stiles, Darron (3)	1999 Dominion Open (The Dominion Club)	279	45,000
	2000 Tri-Cities Open (Meadow Springs CC)	282	72,000
	2002 Knoxville Open (Fox Den CC)	272	76,500
Stockton Jr., Dave (2)	1993 Connecticut Open (Yale GC)	204 #	27,000
	1993 Hawkeye Open (Finkbine GC)	200 *	27,000
Stolz, Andre	2003 LaSalle Bank Open (The Glen Club)	271	90,000
Streck, Ron	1993 Yuma Open (Desert Hills CC)	201 #	27,000
Sutherland, David	2001 Utah Classic (Willow Creek CC)	272	76,500
Tambellini, Roger	2003 Albertsons Boise Open (Hillcrest CC)	267	108,000
Tataurangi, Phil	1996 Tri-Cities Open (Meadow Springs CC)	267	36,000
Taylor, Vaughn	2003 Knoxville Open (Fox Den CC)	268	85,500
Thatcher, Roland	2002 Bank of America Monterey Peninsula Classic (Bayonet GC)	283	81,000
Thompson, Dicky (2)	1990 Baton Rouge Open (CC of Louisiana)	209 #	20,000
	1990 Elizabethtown Open (Pine Valley CC)	205 #	20,000
Todd, Rick (2)	1991 El Paso Open (Coronado CC)	202 #	25,000
	1992 Dakota Dunes Open (Dakota Dunes CC)	207 #	25,000
Tolles, Tommy (2)	1993 Ozarks Open (Highland Springs CC)	271	31,500
	1994 Alabama Classic (Cherokee Ridge CC)	274	36,000
Toms, David (2)	1995 Greater Greenville Classic (Verdae Greens GC)	267	36,000
	1995 Wichita Open (Reflection Ridge GC)	269	36,000
Tryba, Ted (3)	1990 Gateway Open (Gateway GC)	209 #	20,000
	1991 Utah Classic (Riverside CC)	202 #	20,000
	1992 Shreveport Open (Southern Trace CC)	202 #	30,000
Twiggs, Greg	1996 Cleveland Open (Quail Hollow Resort-Devlin Course)	270	36,000
Uresti, Omar	1994 Shreveport Open (Southern Trace CC)	270	31,500
Utley, Stan (3)	1993 Cleveland Open (Quail Hollow Resort)	271	49,500
	1995 Louisiana Open (Le Triomphe CC)	268	36,000
	1995 Miami Valley Open (Heatherwoode GC)	264	36,000
	2003 Omaha Classic (The Champions Club)	262	99,000
Vaughan, Bruce (2)	1994 Pensacola Classic (The Moors G&CC)	271	36,000
	1994 Permian Basin Open (The Club at Mission Dorado)	269	31,500
Veazey, Vance (2)	1998 Shreveport Open (Southern Trace CC)	280	40,500
	1999 Carolina Classic (Raleigh CC)	269	40,500
Walcher, Rocky	1996 Omaha Classic (Champions Club)	267	36,000
Warren, Charles	2002 BMW Charity Pro-Am (The Cliffs G&CC/Valley, Keowee Vineyards)	264	94,500
Webb, Gary (2)	1996 Dakota Dunes Open (Dakota Dunes CC)	275	45,000
	1999 Fort Smith Classic (Hardscrabble CC)	264	45,000
Wetterich, Brett	2003 Chitimacha Louisiana Open (Le Triomphe CC)	264	85,500
Wilk, Vic	1994 Knoxville Open (Willow Creek GC)	275	36,000
Williamson, Tyler	2002 Preferred Health Systems Wichita Open (Crestview CC)	272	76,500
Wilson, John (2)	1998 Louisiana Open (Le Triomphe CC)	274	54,000
	1999 Dayton Open (The GC at Yankee Trace)	268	45,000
Woodland, Jeff (3)	1991 Dakota Dunes Open (Dakota Dunes CC-Boat Course)	196 #	25,000
	1992 Wichita Charity Classic (Reflection Ridge GC)	204 #	25,000
	1992 Utah Classic (Riverside CC)	202 #	25,000
Wurtz, Mark	1997 Shreveport Open (Southern Trace CC)	275	36,000
Young, Kim	1990 Dakota Dunes Open (Dakota Dunes CC-Boat Course)	197 #	20,000
Zabriski, Bruce	1991 Panama City Beach Classic (Hombre GC)	208 #	20,000
Zokol, Richard	2001 Samsung Canadian PGA Championship	271	81,000
Zoller, Karl	1995 Cleveland Open (Quail Hollow Resort)	274	36,000
Zorkic, Zoran	2002 SAS Carolina Classic (TPC at Wakefield Plantation)	274	81,000

Key: # = 54-hole tournament * = Weather-shortened ** = Unofficial win

Single-Tournament Statistical Records (72-Hole Events Only)

DRIVING DISTANCE

373.0 yards Victor Schwamkrug 2003 Omaha Classic

DRIVING ACCURACY

54 of 56 Geoffrey Sisk 1998 Lehigh Valley Open
 54 of 56 Dicky Thompson 1999 Dakota Dunes Open
 54 of 56 Heath Slocum 2001 Siouxland Open
 54 of 56 Bart Bryant 2003 Chattanooga Classic
 54 of 56 Steve Haskins 2003 Chattanooga Classic

GREENS IN REGULATION

66 of 72 Chad Campbell 2001 Permian Basin Open
 66 of 72 Mark Hensby 2003 Chattanooga Classic

PUTTS

95 Grant Waite 2003 Miccosukee Championship

BIRDIES

31 Craig Lile 2003 Omaha Classic

EAGLES

5 Chris Smith 1997 Omaha Classic

TOTAL DRIVING

3 Joey Snyder 1998 Greensboro Open
 3 Jonathan Byrd 2001 BMW Charity Pro-Am
 3 Anthony Rodriguez 2002 Jacob's Creek Open

LONGEST DRIVE

418 yards Brett Wetterich 2003 LaSalle Bank Open

All-Time Statistical Records

SCORING

AVG.

1. Zach Johnson (2003) 68.97
 2. Scott Gutschewski (2003) 69.00
 T3. Stewart Cink (1996) 69.40
 Chris Smith (1997) 69.40
 5. Willie Wood (1996) 69.46

GREENS IN REGULATION

PCT.

1. Scott Gump (2003) 74.1
 T2. Matt Peterson (2001) 72.4
 David Branshaw (2003) 72.4
 4. Scott Dunlap (2003) 72.2
 T5. David Gossett (2001) 72.1
 Scott Gutschewski (2003) 72.1

PUTTING

AVG.

1. Zach Johnson (2003) 1.699
 2. Bob Heintz (2003) 1.708
 3. Ahmad Bateman (2000) 1.712
 4. Aaron Baddeley (2002) 1.718
 5. Josh Broadaway (2003) 1.723

EAGLES

AVG.

1. Todd Rose (2001) 61.4
 2. Chris Couch (2003) 64.4
 3. Charlie Wi (1998) 64.8
 4. Tom Carter (2003) 67.0
 5. Iain Steel (2001) 68.4

DRIVING DISTANCE

YDS.

1. Victor Schwamkrug (2003) 339.3
 2. Victor Schwamkrug (2002) 328.5
 3. Scott Gutschewski (2003) 320.8
 4. Bubba Watson (2003) 319.3
 5. Brett Wetterich (2003) 318.0

DRIVING ACCURACY

PCT.

1. Heath Slocum (2001) 77.5
 2. Greg Gregory (2000) 77.0
 3. Rob McMillan (2001) 76.5
 4. Scott Gump (2002) 76.3
 5. Joe Daley (2001) 76.2

TOTAL DRIVING

PTS.

T1. J.J. Henry (1999) 36
 Jason Bohn (2003) 36
 3. Garrett Willis (1999) 37
 4. Edward Fryatt (1999) 42
 T5. Ed Humenik (1999) 43
 Carl Paulson (1999) 43
 Boo Weekley (2003) 43

SAND SAVES

PCT.

1. Spike McRoy (1999) 71.4
 2. Morris Hatafsky (2001) 69.4
 3. Jim Benepe (2001) 67.7
 4. Brad Fabel (2001) 67.3
 5. Eric Booker (1998) 67.2

BIRDIES

AVG.

1. Scott Gutschewski (2003) 4.81
 2. Zach Johnson (2003) 4.77
 3. Joe Ogilvie (2003) 4.55
 4. Jason Dufner (2003) 4.53
 5. Chris Couch (2003) 4.49

ALL-AROUND

PTS.

1. Zach Johnson (2003) 111
 2. Kelly Gibson (1999) 133
 3. Bob Burns (1998) 141
 4. Carl Paulson (1999) 148
 5. Edward Fryatt (1999) 152

Statistical Records (Year by Year)

SCORING

		AVG.
1990	Jeff Maggert	70.02
1991	Tom Lehman	70.06
1992	Lennie Clements	70.15
1993	Doug Martin	69.58
1994	Chris Perry	69.77
1995	Allen Doyle	69.79
1996	Stewart Cink	69.40
1997	Chris Smith	69.40
1998	Woody Austin	69.61
1999	Marco Dawson	69.81
2000	Chris Smith	70.11
2001	Tim Petrovic	69.68
2002	Patrick Moore	69.86
2003	Zach Johnson	68.97

GREENS IN REGULATION

		PCT.
1998	Perry Moss	72.0
1999	Matt Peterson	71.5
2000	Briny Baird	71.8
2001	Matt Peterson	72.4
2002	Scott Gump	74.1
2003	David Branshaw	72.4

PUTTING

		AVG.
1998	Gene Sauers	1.728
1999	Marco Dawson	1.747
2000	Ahmad Bateman	1.712
2001	Deane Pappas	1.725
2002	Aaron Baddeley	1.718
2003	Zach Johnson	1.699

EAGLES*

		AVG.
1990	Not calculated	
1991	Kelly Gibson	76.9
1992	Joey Rasset	87.0
1993	Guy Boros	101.0
1994	David Duval	90.0
	David Jackson	90.0
1995	Len Mattiace	100.8
1996	Steve Gotsche	96.8
1997	Chris Couch	88.2
1998	Charlie Wi	64.8
1999	Mathew Goggin	85.8
2000	Richard Johnson	103.2
2001	Todd Rose	61.4
2002	Mike Perez	81.0
2003	Chris Couch	64.4

DRIVING DISTANCE

		YDS.
1998	Stiles Mitchell	306.7
1999	Stiles Mitchell	301.5
2000	Mike Heinen	304.8
2001	Tom Carter	312.0
2002	Victor Schwamkrug	328.5
2003	Victor Schwamkrug	339.3

ALL-AROUND

		PTS.
1998	Bob Burns	141
1999	Kelly Gibson	133
2000	Michael Allen	160
2001	Rod Pampling	214
2002	Todd Barranger	212
2003	Zach Johnson	111

DRIVING ACCURACY

		PCT.
1998	David McCampbell	75.5
1999	Brian Tennyson	75.4
2000	Greg Gregory	77.0
2001	Heath Slocum	77.5
2002	Scott Gump	76.3
2003	Scott Gump	75.7

TOTAL DRIVING

		PTS.
1998	David Berganio, Jr.	44
1999	J.J. Henry	36
2000	Charles Warren	54
2001	Chad Campbell	48
2002	Patrick Moore	59
2003	Jason Bohn	36

BIRDIES

		AVG.
1990	Not calculated	
1991	P.H. Horgan III	4.18
	Olin Browne	4.18
1992	John Flannery	4.16
1993	Eric Hoos	4.13
1994	Tommy Tolles	4.23
1995	Tom Scherrer	4.23
1996	Stewart Cink	4.43
1997	Chris Smith	4.48
1998	Notah Begay III	4.16
1999	Marco Dawson	4.27
2000	Vaughn Taylor	4.13
2001	Todd Barranger	4.30
	Chad Wright	4.30
2002	Aaron Baddeley	4.38
2003	Scott Gutschewski	4.81

SAND SAVES

		PCT.
1998	Eric Booker	67.2
1999	Spike McRoy	71.4
2000	Michael Allen	63.3
2001	Morris Hatafsky	69.4
2002	John Morse	66.7
2003	David Morland IV	64.9

PGA TOUR Wins by Former Nationwide Tour Players

1.	Bruce Fleisher	1991 New England Classic	70.	David Toms	1999 Buick Challenge
2.	John Daly	1991 PGA Championship	71.	Notah Begay III	1999 Michelob Championship at Kingsmill
3.	John Daly	1992 B.C. Open	72.	Jim Furyk	1999 Las Vegas Invitational
4.	Jim McGovern	1993 Shell Houston Open	73.	Brian Henninger	1999 Southern Farm Bureau Classic
5.	Mike Standly	1993 Freeport-McMoRan Classic	74.	Tom Lehman	2000 Phoenix Open
6.	Jeff Maggert	1993 Walt Disney World/Oldsmobile Classic	75.	Jim Carter	2000 Touchstone Energy Tucson Open
7.	Mike Springer	1994 Kmart Greater Greensboro Open	76.	Jim Furyk	2000 Doral-Ryder Open
8.	Mike Heinen	1994 Shell Houston Open	77.	Stewart Cink	2000 MCI Classic
9.	John Daly	1994 BellSouth Classic	78.	Tom Scherrer	2000 Kemper Insurance Open
10.	Tom Lehman	1994 Memorial Tournament	79.	Dennis Paulson	2000 Buick Classic
11.	Ernie Els	1994 U.S. Open	80.	Notah Begay III	2000 FedEx St. Jude Classic
12.	Brian Henninger	1994 Deposit Guaranty Classic	81.	Notah Begay III	2000 Canon Greater Hartford Open
13.	Steve Lowery	1994 Sprint International	82.	Michael Clark II	2000 John Deere Classic
14.	Mike Springer	1994 Greater Milwaukee Open	83.	Ernie Els	2000 International
15.	John Morse	1995 United Airlines Hawaiian Open	84.	Chris DiMarco	2000 SEI Pennsylvania Classic
16.	Ernie Els	1995 GTE Byron Nelson Classic	85.	David Duval	2000 Buick Challenge
17.	Tom Lehman	1995 Colonial National Invitation	86.	David Toms	2000 Michelob Championship at Kingsmill
18.	Ted Tryba	1995 Anheuser-Busch Golf Classic	87.	Steve Lowery	2000 Southern Farm Bureau Classic
19.	John Daly	1995 British Open	88.	Steve Stricker	2001 WGC-Accenture Match Play Championship
20.	Woody Austin	1995 Buick Open	89.	Jim Furyk	2001 Mercedes Championships
21.	Jim Furyk	1995 Las Vegas Invitational	90.	Garrett Willis	2001 Touchstone Energy Tucson Open
22.	Jim Furyk	1996 United Airlines Hawaiian Open	91.	Joe Durant	2001 Bob Hope Chrysler Classic
23.	Tim Herron	1996 Honda Classic	92.	Joe Durant	2001 Genuity Championship
24.	Paul Goydos	1996 Bay Hill Invitational	93.	David Toms	2001 Compaq Classic of New Orleans
25.	Steve Stricker	1996 Kemper Open	94.	Frank Lickliter II	2001 Kemper Insurance Open
26.	Ernie Els	1996 Buick Classic	95.	David Duval	2001 British Open
27.	Steve Stricker	1996 Motorola Western Open	96.	David Gossett	2001 John Deere Classic
28.	Tom Lehman	1996 British Open	97.	Tom Pernice Jr.	2001 International
29.	Willie Wood	1996 Deposit Guaranty Classic	98.	David Toms	2001 PGA Championship
30.	Clarence Rose	1996 Sprint International	99.	Joel Edwards	2001 Air Canada Championship
31.	Guy Boros	1996 Greater Vancouver Open	100.	David Toms	2001 Michelob Championship at Kingsmill
32.	Tom Lehman	1996 TOUR Championship	101.	Chris DiMarco	2001 Buick Challenge
33.	Stuart Appleby	1997 Honda Classic	102.	Cameron Beckman	2001 Southern Farm Bureau Classic
34.	Ernie Els	1997 U.S. Open	103.	Jerry Kelly	2002 Sony Open in Hawaii
35.	Ernie Els	1997 Buick Classic	104.	Chris DiMarco	2002 Phoenix Open
36.	David Toms	1997 Quad City Classic	105.	Matt Gogel	2002 AT&T Pebble Beach National Pro-Am
37.	Stewart Cink	1997 Canon Greater Hartford Open	106.	Len Mattiace	2002 Nissan Open
38.	Tim Herron	1997 LaCantera Texas Open	107.	Kevin Sutherland	2002 WGC-Accenture Match Play Championship
39.	David Duval	1997 Michelob Championship at Kingsmill	108.	Ian Leggatt	2002 Touchstone Energy Tucson Open
40.	David Duval	1997 Walt Disney World/Oldsmobile Classic	109.	Ernie Els	2002 Genuity Championship
41.	David Duval	1997 TOUR Championship	110.	Craig Perks	2002 PLAYERS Championship
42.	David Duval	1998 Tucson Chrysler Classic	111.	Jim Furyk	2002 Memorial Tournament
43.	Ernie Els	1998 Bay Hill Invitational	112.	Chris Smith	2002 Buick Classic
44.	Trevor Dodds	1998 Greater Greensboro Chrysler Classic	113.	Len Mattiace	2002 FedEx St. Jude Classic
45.	David Duval	1998 Shell Houston Open	114.	Jerry Kelly	2002 Advil Western Open
46.	Stuart Appleby	1998 Kemper Open	115.	Ernie Els	2002 British Open
47.	J.P. Hayes	1998 Buick Classic	116.	Spike McRoy	2002 B.C. Open
48.	Joe Durant	1998 Motorola Western Open	117.	J.P. Hayes	2002 John Deere Classic
49.	Olin Browne	1998 Canon Greater Hartford Open	118.	Chris Riley	2002 Reno-Tahoe Open
50.	David Duval	1998 NEC World Series of Golf	119.	Gene Sauers	2002 Air Canada Championship
51.	Brandel Chamblee	1998 Greater Vancouver Open	120.	John Rollins	2002 Bell Canadian Open
52.	Chris Perry	1998 B.C. Open	121.	Phil Tataurangi	2002 Invensys Classic at Las Vegas
53.	David Duval	1998 Michelob Championship at Kingsmill	122.	Bob Burns	2002 Disney Golf Classic
54.	Jim Furyk	1998 Las Vegas Invitational	123.	Jonathan Byrd	2002 Buick Challenge
55.	David Duval	1999 Mercedes Championships	124.	Ernie Els	2003 Mercedes Championships
56.	David Duval	1999 Bob Hope Chrysler Classic	125.	Ernie Els	2003 Sony Open in Hawaii
57.	Ernie Els	1999 Nissan Open	126.	Frank Lickliter II	2003 Chrysler Classic of Tucson
58.	Jeff Maggert	1999 WGC-Accenture Match Play Championship	127.	Ben Crane	2003 BellSouth Classic
59.	Tim Herron	1999 Bay Hill Invitational	128.	Steve Flesch	2003 HP Classic of New Orleans
60.	David Duval	1999 PLAYERS Championship	129.	David Toms	2003 Wachovia Championship
61.	David Duval	1999 BellSouth Classic	130.	Jim Furyk	2003 U.S. Open
62.	Stuart Appleby	1999 Shell Houston Open	131.	David Toms	2003 FedEx St. Jude Classic
63.	Olin Browne	1999 MasterCard Colonial	132.	Jim Furyk	2003 Buick Open
64.	Ted Tryba	1999 FedEx St. Jude Classic	133.	Shaun Micheel	2003 PGA Championship
65.	J.L. Lewis	1999 John Deere Classic	134.	J.L. Lewis	2003 84 Lumber Classic of Pennsylvania
66.	Brent Geiberger	1999 Canon Greater Hartford Open	135.	Tommy Armour III	2003 Valero Texas Open
67.	Tom Pernice Jr.	1999 Buick Open	136.	Stuart Appleby	2003 Las Vegas Invitational
68.	David Toms	1999 Sprint International	137.	Chad Campbell	2003 TOUR Championship
69.	Notah Begay III	1999 Reno-Tahoe Open			

Total PGA TOUR Wins by Former Nationwide Tour Players (64 Players)

13	David Duval	2	Jerry Kelly	1	Jim Carter	1	Shaun Micheel
12	Ernie Els	2	J.L. Lewis	1	Brandel Chamblee	1	John Morse
9	Jim Furyk	2	Frank Lickliter II	1	Michael Clark II	1	Dennis Paulson
9	David Toms	2	Steve Lowery	1	Ben Crane	1	Craig Perks
5	Tom Lehman	2	Jeff Maggert	1	Trevor Dodds	1	Chris Perry
4	Stuart Appleby	2	Len Mattiace	1	Joel Edwards	1	Chris Riley
4	Notah Begay III	2	Tom Pernice, Jr.	1	Bruce Fleisher	1	John Rollins
4	John Daly	2	Mike Springer	1	Steve Flesch	1	Clarence Rose
3	Chris DiMarco	2	Ted Tryba	1	Brent Geiberger	1	Gene Sauers
3	Joe Durant	1	Tommy Armour III	1	Matt Gogel	1	Tom Scherrer
3	Tim Herron	1	Woody Austin	1	David Gossett	1	Chris Smith
3	Steve Stricker	1	Cameron Beckman	1	Paul Goydos	1	Mike Standly
2	Olin Browne	1	Guy Boros	1	Mike Heinen	1	Kevin Sutherland
2	Stewart Cink	1	Bob Burns	1	Ian Leggatt	1	Phil Tataurangi
2	J.P. Hayes	1	Jonathan Byrd	1	Jim McGovern	1	Garrett Willis
2	Brian Henninger	1	Chad Campbell	1	Spike McRoy	1	Willie Wood

PGA TOUR Wins by Former Nationwide Tour Players (Year by Year)

1991	2	1998	13
1992	1	1999	19
1993	3	2000	14
1994	8	2001	15
1995	7	2002	21
1996	11	2003	14
1997	9	Total	137

Champions Tour Wins by Former Nationwide Tour Players

1.	Bruce Fleisher	1999 Royal Caribbean Classic	23.	Bruce Fleisher	2001 Home Depot Invitational
2.	Bruce Fleisher	1999 American Express Invitational	24.	John Schroeder	2001 NFL Golf Classic
3.	Allen Doyle	1999 ACE Group Classic	25.	Bruce Fleisher	2001 U.S. Senior Open
4.	Allen Doyle	1999 PGA Seniors' Championship	26.	Allen Doyle	2001 FORD SENIOR PLAYERS Championship
5.	Bruce Fleisher	1999 Home Depot Invitational	27.	Allen Doyle	2001 State Farm Senior Classic
6.	Tom Jenkins	1999 Bell Atlantic Classic	28.	Bobby Wadkins	2001 Lightpath Long Island Classic
7.	Allen Doyle	1999 Cadillac NFL Classic	29.	Bob Gilder	2001 SENIOR TOUR Championship
8.	Bruce Fleisher	1999 BellSouth Senior Classic at Opryland	30.	Don Pooley	2002 U.S. Senior Open
9.	Bruce Fleisher	1999 Lightpath Long Island Classic	31.	Tom Jenkins	2002 AT&T Canada Senior Open Championship
10.	Allen Doyle	1999 TD Waterhouse Championship	32.	Bob Gilder	2002 SBC Senior Open
11.	Bruce Fleisher	1999 Transamerica	33.	Bob Gilder	2002 FleetBoston Classic
12.	Bruce Fleisher	1999 EMC Kaanapali Classic	34.	Morris Hatafsky	2002 Uniting Fore Care Classic
13.	Bruce Fleisher	2000 MasterCard Championship	35.	Bob Gilder	2002 Allianz Championship
14.	Bruce Fleisher	2000 GTE Classic	36.	Bob Gilder	2002 Kroger Senior Classic
15.	Allen Doyle	2000 Toshiba Classic	37.	Bruce Fleisher	2002 RJR Championship
16.	Bruce Fleisher	2000 Home Depot Invitational	38.	Dave Barr	2003 Royal Caribbean Classic
17.	Bruce Fleisher	2000 Lightpath Long Island Classic	39.	Bruce Fleisher	2003 Verizon Classic
18.	Tom Jenkins	2000 AT&T Canada Senior Open Championship	40.	Bob Gilder	2003 Emerald Coast Classic
19.	Bob Gilder	2001 Verizon Classic	41.	Tom Jenkins	2003 Bruno's Memorial Classic
20.	Mike McCullough	2001 Mexico Senior Classic	42.	Morris Hatafsky	2003 Columbus Southern Open
21.	Mike McCullough	2001 Emerald Coast Classic	43.	Allen Doyle	2003 FleetBoston Classic
22.	Bruce Fleisher	2001 Las Vegas Senior Classic	44.	Don Pooley	2003 Allianz Championship

Total Wins by Player (10 Players)

16	Bruce Fleisher	2	Morris Hatafsky
8	Allen Doyle	2	Don Pooley
7	Bob Gilder	1	John Schroeder
4	Tom Jenkins	1	Bobby Wadkins
2	Mike McCullough	1	Dave Barr

Major Championships Won by Former Nationwide Tour Players

John Daly	1991 PGA Championship
Ernie Els	1994 U.S. Open
John Daly	1995 British Open
Tom Lehman	1996 British Open
Ernie Els	1997 U.S. Open

David Duval	2001 British Open
David Toms	2001 PGA Championship
Ernie Els	2002 British Open
Jim Furyk	2003 U.S. Open
Shaun Micheel	2003 PGA Championship

Most Nationwide Tour Career Wins

6	Sean Murphy (1993 Player of the Year)
	Matt Gogel
5	Pat Bates
	Chris Smith (1997 Player of the Year)
4	Olin Browne
	Michael Christie
	John Flannery (1992 Player of the Year)
	Glen Hnatiuk
	Tom Lehman (1991 Player of the Year)
	Dick Mast
	Joe Ogilvie
	Hugh Royer III
	Mike Springer
3	Russell Beiersdorf

David Berganio, Jr.
Guy Boros
Chad Campbell (2001 Player of the Year)
Tom Carter
Stewart Cink (1996 Player of the Year)
Chris Couch
Trevor Dodds
Allen Doyle
R.W. Eaks
Jason Gore
Jerry Haas
Brian Henninger
Mark Hensby
P.H. Horgan III

Ryan Howison
Kevin Johnson
John Maginnes
Jim McGovern
Patrick Moore (2002 Player of the Year)
Rick Pearson
Mike Schuchart
Heath Slocum
Darron Stiles
Ted Tryba
Stan Utley
Jeff Woodland

PGA TOUR Awards Won by Nationwide Tour Alumni

PGA TOUR PLAYER OF THE YEAR

The Jack Nicklaus Trophy is awarded annually to the PGA TOUR Player of the Year based on the balloting of the membership.

1996 Tom Lehman



ARNOLD PALMER AWARD

Awarded annually to the PGA TOUR's leading money-winner.

1996	Tom Lehman	\$1,780,159
1998	David Duval	2,591,031



BYRON NELSON AWARD

The Byron Nelson Award is based on each player's adjusted scoring average.

1996	Tom Lehman	69.32
1998	David Duval	69.13



PGA TOUR ROOKIE OF THE YEAR

1991	John Daly	1998	Steve Flesch
1994	Ernie Els	2000	Michael Clark II
1995	Woody Austin	2002	Jonathan Byrd
1997	Stewart Cink		

VARDON TROPHY

The Vardon Trophy, named in honor of famed British golfer Harry Vardon, is awarded annually by the PGA of America to the player with the lowest scoring average on the PGA TOUR.

1996	Tom Lehman
1998	David Duval

PGA PLAYER OF THE YEAR

The PGA Player of the Year Award is given by the PGA of America to the top PGA TOUR player based on a mathematical formula that weighs tournament wins, official money standing and scoring average.

1996 Tom Lehman

2003 Nationwide Tour Player of the Year - Zach Johnson

HIGHLIGHTS

- Earnings of \$494,882 is the highest total in Tour history by more than \$100,000
- Earned first career win at Rheem Classic in April
- Earned second victory at Envirocare Utah Classic in September
- Made cut in 19 of 20 events
- In addition to two wins, tied for second at The Reese's Cup Classic, Henrico County Open, Dayton Open and Monterey Peninsula Classic
- Set a Tour record with nine top-three finishes
- Set a Tour record for Putting Average (1.699)
- Set a Tour record for All-Around Ranking (111)
- Had 16 top-25 finishes
- Led Tour in rounds in the 60s with 49 in 78 rounds (62.8 percent)
- Led Tour with 11 top-10 finishes
- Finished with par-or-better scores in 19 of 20 events
- In 11 of 20 starts, had four rounds of par-or-better
- Posted par-or-better scores in second round of all 20 starts
- Posted par-or-better scores in 68 of 78 rounds played in 2003 (87.2 percent)
- Posted par-or-better scores in 16 of 19 final rounds played in 2003 (84.2 percent)
- In addition to leading Nationwide Tour in money earned, finished first in the following categories: Scoring Average (68.97), All-Around Ranking (111), Putting Average (1.699), Scoring Average Before the Cut (68.60), Birdie Conversion (37.8 percent), Consecutive Cuts (15), Bounce Back (30.4 percent), Top 10 Finishes (11)
- Also finished in the top 10 in these statistical categories:
Second in Birdie Average (4.77), second in Putts Per Round (28.32), second in Par Breakers (27.4 percent), second in Par 4 Birdie Leaders (23.8 percent), fourth in Total Birdies (372), fifth in Total Driving (55), fifth in Ball Striking (18), fifth in Par 5 Birdie Leaders (48.3 percent), seventh in Scrambling (64.9 percent), eighth in Final-Round Scoring Average (69.42) and eighth in Sand Save Percentage (60.4 percent)



PREVIOUS RECIPIENTS OF NATIONWIDE TOUR PLAYER OF THE YEAR AWARD

1990	Jeff Maggert	\$108,644 (2 wins, 13 top-10 finishes)
1991	Tom Lehman	\$141,934 (3 wins, 11 top-10 finishes)
1992	John Flannery	\$164,115 (3 wins, 11 top-10 finishes)
1993	Sean Murphy	\$166,293 (4 wins, 8 top-10 finishes)
1994	Chris Perry	\$167,148 (1 win, 10 top-10 finishes)
1995	Jerry Kelly	\$188,878 (2 wins, 15 top-10 finishes)
1996	Stewart Cink	\$251,699 (3 wins, 14 top-10 finishes)

1997	Chris Smith	\$225,201 (3 wins, 8 top-10 finishes)
1998	Bob Burns	\$178,664 (2 wins, 4 top-10 finishes)
1999	Carl Paulson	\$223,051 (2 wins, 8 top-10 finishes)
2000	Spike McRoy	\$300,638 (2 wins, 5 top-10 finishes)
2001	Chad Campbell	\$394,552 (3 wins, 8 top-10 finishes)
2002	Patrick Moore	\$381,965 (3 wins, 9 top-10 finishes)
2003	Zach Johnson	\$494,882 (2 wins, 11 top-10 finishes)

Nationwide Tour Players of the Month

A Nationwide Tour Player of the Month is chosen for each month of the season in a vote by a media panel. Each recipient gets a special medal commemorating his achievement. The previous winners, beginning in Aug. 1996 (the first time a Nationwide Tour Player of the Month Award was given).

1996

August	Michael Christie
September	Stewart Cink
October	Stewart Cink

1997

February	Mark Carnevale
March	Mark Carnevale
April	Jeff Brehaut
May	Ahmad Bateman
June	Trevor Dodds
July	Ben Bates
August	Chris Smith
September	Iain Steel
October	Steve Flesch

1998

March	John Wilson
April	Dennis Paulson
May	Gene Sauers
June	Doug Dunakey
July	John Maginnes
August	Woody Austin
September	Notah Begay III
October	Bob Burns

1999

January	Curt Byrum
February	Joel Edwards
March	Matt Gogel
April	Bob Heintz
May	Glen Hnatiuk
June	Matt Gogel
July	Edward Fryatt
August	Ryan Howison
September	Carl Paulson
October	Bob Heintz

2000

February	Donnie Hammond
March	Tripp Isenhour
April	Jeff Gallagher
May	Chris Smith
June	Ian Leggatt
July	Shane Bertsch
August	Ahmad Bateman
September	Steve Haskins
October	Spike McRoy

2001

March	Chris Couch
April	Tim Petrovic
May	Chad Campbell
June	Heath Slocum
July	Jason Dufner
August	Heath Slocum
September	Rod Pampling
October	Pat Bates

2002

April	Steven Alker
May	Cliff Kresge
June	Arron Oberholser
July	Todd Fischer
August	Marco Dawson
September	Jason Gore
October	Aaron Baddeley

2003

March	Joe Ogilvie
April	Zach Johnson
May	Tripp Isenhour
June	Vaughn Taylor
July	Zach Johnson
August	Tom Carter
September	Roger Tambellini
October	Chris Couch

Multiple Players of the Month

Stewart Cink (2)	September-October 1996
Mark Carnevale (2)	February-March 1997
Ahmad Bateman (2)	May 1997, August 2000
Chris Smith (2)	August 1997, May 2000
Matt Gogel (2)	March 1999, June 1999

Bob Heintz (2)	April 1999, October 1999
Heath Slocum (2)	June 2001, August 2001
Chris Couch (2)	March 2001, October 2003
Tripp Isenhour (2)	March 2000, May 2003
Zach Johnson (2)	April 2003, July 2003

Nationwide Tour All-Time Roster

A

Acosta Jr., Joe (2003)
 Adamonis, Brad (2002-03)
 Adams, John (2002-03)
 Adams, Slade (1998, 2001)
 Adcock, Mitch (1991, 1994-95)
 Alarcon, Rafael (1990, 1994-96)
 Allen, David (1990)
 Allen, Mark (1994)
 Allen, Michael (1997-2001, 2003)
 Altenhof, Kevin (1997)
 Ames, Stephen (1990-92)
 Anderson, Billy (1999)
 Anderson, Chris M. (1998)
 Anderson, Chris T. (1992, 1996-97)
 Anderson, JC (1990, 1992, 1994-98)
 Anderson, Jeremy (2002)
 Anderson, Jerry (1991)
 Appleby, Stuart (1995)
 Armour, Tommy III (1994)
 Armstrong, Ty (1993, 1995, 1998, 2000-01, 2003)
 Arthur, Perry (1990)
 Aubrey, Emlyn (1993-94, 1998, 2001-03)
 Austin, Woody (1994, 1998)

B

Baddeley, Aaron (2002)
 Bailey, Todd (2002)
 Baird, Briny (1996-97, 2000)
 Baker, Angus (1993)
 Ball, Brad (2000)
 Banks, David (1990)
 Barber, Larry (1996)
 Barcelo, Rich (1999, 2002-03)
 Barlow, Jeff (1994-98)
 Barr, Dave (1999-2001)
 Barr, Ray Jr. (1991)
 Barranger, Todd (1997, 2000-02)
 Barron, Doug (1995-96, 2002)
 Bartman, David (1998)
 Bateman, Ahmad (1997-2003)
 Bateman, Brian (1997-2001)
 Bates, Ben (1990-97, 2001-03)
 Bates, Pat (1994, 1996-2001)
 Baugh, Beau (1990-91)
 Beck, Chip (2001-03)
 Beck, Kurt (1991)
 Beckman, Cameron (1997)
 Begay, Notah III (1998)
 Beiersdorf, Russell (1990-92, 1994-96, 1998)
 Belk, Bill (1991, 1993)
 Bell, Brad (1990)
 Bellflower, Jody (2000-01)
 Benedetti, Camilo (2003)
 Benepe, Jim (1992-93, 2001-03)
 Benson, Dave (1995)
 Benton, Fred (1997)
 Berendt, Jorge (1994)
 Berens, Chris (1993)
 Berganio, David Jr. (1996, 1998-2000)
 Bertsch, Shane (1995, 1999-2003)
 Bess, Scott (1990)
 Bettencourt, Jon (1997)
 Biancalana, Roy (1999)
 Biershenk, Tommy (2000-03)
 Bietz, Rich (1991)
 Bishop, Dave W. (1992)
 Blair, James (2001)
 Blanton, Kevin (2000)
 Bleau, Bob (1997)
 Blewett, Mike Jr. (1991-93)
 Bloom, Jeff (1996)
 Bogar, Eric (1998, 2003)
 Bohn, Jason (2003)
 Boldt, Rob (1991-93)
 Bolling, Charlie (1990)
 Booker, Eric (1990, 1996-98, 2001)
 Bordwell, Tony (1999)
 Boros, Guy (1993, 1999-2003)
 Bouchard, Remi (1993)

Bowden, Craig (1993, 1996, 1998-99, 2001-03)
 Bowman, George (1993-94)
 Boyd, Patrick (1998)
 Brady, Steve (1990)
 Bradley, Michael (2003)
 Bradley, Rob (2000-03)
 Branshaw, David (1997, 2002-03)
 Bratton, Alan (2000)
 Brehaut, Jeff (1993-98)
 Brinker, Darrett (1999)
 Briggs, Danny (1991, 1993-96, 1998, 2000-03)
 Brigman, D.J. (2002-03)
 Brigman, Jaxon (1995-96, 1998, 2000, 2002-03)
 Brisky, Mike (1994, 2001-03)
 Brito, Eric (1992)
 Britton, Bill (1999)
 Broadaway, Josh (2003)
 Brodie, Steve (1990-91, 1993, 1995, 1998)
 Brown, Louis (1993)
 Browne, Olin (1990-91, 1993, 1995)
 Bruckner, Greg (1992-97, 1999)
 Bryant, Bart (1993)
 Bucek, Mark (1995)
 Budde, Ren (1999)
 Bugg, Jace (2002)
 Buha, Jason (2001-02)
 Burke, Pat (1991, 2000-02)
 Burns, Bob (1992-93, 1996, 1998)
 Burroughs, Clark (1991, 1994-95)
 Burton, Kevin (1993, 1996, 2001)
 Butcher, Rod (1998)
 Butler, Jeffrey (1991)
 Buttner, Bill (1995)
 Byrd, Jonathan (2001)
 Byrd, Robin (1999)
 Byrum, Curt (1992-93, 1998-2002)
 Byrum, Tom (1994-95)

C

Cadle, George (1990)
 Caldwell, Rex (1994-95)
 Campbell, Chad (2001)
 Canete, Ariel (1996)
 Carich, Dave (1991)
 Carnevale, Mark (1996-97, 2000-01)
 Carr, Tom (1994-95)
 Caron, Jason (2001-02)
 Carter, Jim (1991, 1993-94)
 Carter, Tom (2001-03)
 Caruso, Noel (1990)
 Cassini, Nick (2003)
 Cerulli, Greg (1990-91)
 Cesario, Greg (1994)
 Chaffee, Jon (1991)
 Chamblee, Brandel (1990)
 Chancey, Jim (1990)
 Chapman, Walt (1994)
 Cheesman, Barry (1990, 1997, 2001-03)
 Chernock, Christian (1999)
 Chill, Lee (1990-91)
 Chinner, Ashley (1993, 1996-97, 1999)
 Chitengwa, Lewis (2000)
 Chopra, Daniel (2002-03)
 Christian, Gary (1999)
 Christian, Jon (1991-93)
 Christie, Michael (1995-96, 2000, 2003)
 Cink, Stewart (1996)
 Cioe, Joe (1995-97)
 Claar, Brian (1999-2002)
 Clark, Michael II (1996-99)
 Clark, Tim (1999-2000)
 Claxton, Paul (1995-96, 1998-2001, 2003)
 Clearwater, Keith (2000)
 Clements, Lennie (1992)
 Cochran, Bobby (1995, 2001)
 Cochran, Croy (1992, 1995, 1997)
 Cochran, Russ (2003)
 Coker, Trey (1998)
 Cole, Bobby (1991, 2001)
 Coles, Gavin (2002)

Collins, Bobby (1995)
 Compton, Erik (2002)
 Conley, Tim (1994-97, 1999-2000, 2003)
 Connelly, John (1995)
 Conner, Frank (1990-91, 1993-95)
 Conrad, Robert (2003)
 Conser, Barry (1997)
 Cook, Jeff (1990-92, 1994-95, 1997, 2000)
 Cookson, Chris (1992)
 Coston, Jeff (1991-94)
 Cotner, Kawika (1995-96)
 Cotner, Keoke (2000-03)
 Couch, Chris (1997-98, 2000-03)
 Coughlan, Richie (2002)
 Cowan, P.J. (1996-98, 2000, 2003)
 Cox, Kris (1999-2000)
 Cramer, Rick (1990, 1996-2001)
 Crane, Ben (2000-01)
 Curl, Rod (1990-91)
 Curley, John Paul (2003)
 Curry, Paul (2001)

D

Dal Corobbo, John (1994)
 Daley, Jess (2003)
 Daley, Joe (1997, 1999-2002)
 Dalpos, Rick (1990-92, 1994)
 Daly, John (1990)
 Dantzler, Marion (1995)
 Davis, Jay (1997)
 Davis, Mark (1993)
 Dawson, Marco (1990, 1999, 2002)
 Delong, David (1991)
 Delsing, Jay (2001-03)
 Demsey, Todd (1995, 1999-2000, 2002-03)
 Dennis, Clark (1993, 1996-97, 2000)
 DeSerrano, Scott (1993)
 Devlin, Kel (1991)
 Dibble, Roger (1998)
 Dickinson, Paul (2003)
 Dillard, Andy (1990-91, 1996, 2002)
 Dillen, Kevin (1999-2000, 2002)
 DiMarco, Chris (1991, 1993, 1997)
 DiPhillipo, Jerry (1995)
 Dobbs, Frank J. (1993)
 Dodds, Trevor (1992, 1997, 2001-03)
 Donald, Mike (1994-95, 1997, 1999-2003)
 Doolittle, Bobby (1996)
 Dowdall, John (1992-95)
 Downes, Billy (1995-98)
 Downes, Chris (2003)
 Doyle, Allen (1995, 1998)
 Driscoll, James (2003)
 Dufner, Jason (2001-03)
 Duke, Ken (1995, 2003)
 Dunakey, Doug (1998, 2002-03)
 Dunlap, Scott (1990, 1998, 2003)
 Dunlavy, Tim (1996)
 Durant, Joe (1991, 1993-96)
 Durkin, Kevin (2002-03)
 Duval, David (1993-94)
 Dyer, David (2002)

E

Eaks, R.W. (1990-97, 1999-2001)
 Edmonds, Frank (1990)
 Edwards, Danny (1997-2000)
 Edwards, Joel (1992, 1999)
 Elder, Brad (1999)
 Elliott, Bobby (1996, 2001)
 Elliott, John (1991, 1994-95, 1997-98, 2000-03)
 Ellis, Danny (1996)
 Els, Ernie (1991)
 Emerson, Cam (1991)
 Emery, Mike Jr. (1994, 1997, 2000)
 Endres, Chris (1991)
 Engler, John (2002)
 Epperson, Eric (1996)
 Estes, Jim (1990, 1996-97, 1999-2001)

Nationwide Tour All-Time Roster (cont.)

Eubank, Tom (1991-92)
Ewing, Ron (1999, 2003)

F

Fabel, Brad (1994-95, 2001, 2003)
Fabyan, Barry (1990, 1994-96)
Fanning, Todd (2002)
Ferez, Jack (1994, 2000)
Fergus, Keith (1994, 1998-2000)
Ferguson, Ben (1999, 2002)
Fezler, Forrest (1991)
Finster, John (1993)
Fischer, Todd (2001-02)
Fitzsimons, Pat (1996)
Flannery, John (1990-92, 1995-96)
Fleischer, Greg (1990-91)
Fleisher, Bruce (1991)
Flesch, Steve (1997)
Floyd, Robert (1998)
Flynn, Michael (2002)
Fogt, Brian (1995, 1998-2001)
Foltz, Jerry (1991-99)
Ford, Steve (1992-94, 1999-2000, 2003)
Foster, Mike (1992-93)
Franco, Angel (1993, 2000-01)
Franz, Ray Jr. (2000)
Frazar, Harrison (1997)
Freeman, Jeff (1994, 2001-03)
Freeman, Ray Jr. (1990, 1993)
Freeman, Robin (1997-98, 2003)
Fretes, Raul (2002)
Friend, Bob (1990-91, 1993-95, 1997, 2001-03)
Frishette, Eric (1997, 2003)
Fryatt, Edward (1995, 1999, 2003)
Fujimoto, Jeff (1998)
Fuller, Dale (1990)
Furyk, Jim (1993)

G

Gage, Bobby (1993, 1995, 2001-03)
Gale, Chris (1992)
Gallagher, Brad (1991)
Gallagher, Jeff (1990-95, 1997, 2000)
Gangluff, Stephen (2003)
Gardner, Buddy (1994-97)
Gardner, Hank (1991)
Garner, Tom (1990-93, 1995-96)
Garrigus, Robert (2002)
Garwood, Doug (2002-03)
Gaus, Robert (1996-2001)
Gay, Brian (1998)
Geiberger, Brent (1995-96)
Giancola, Kevin (1995)
Gibson, Kelly (1990-91, 1999, 2001-03)
Gilbert, Gibby III (1997, 1999-2000)
Gilchrist, Derek (1995)
Gilder, Bob (1997, 2000)
Gilkey, Richard (1997)
Gilleon, James (1998)
Gilley, Steve (2002)
Ginn, Chad (1994-95, 1999)
Glasson, Bill (2003)
Gleaton, Todd (1997-98, 2001)
Glover, Lucas (2002-03)
Gogel, Matt (1996-99)
Goggins, Mathew (1999)
Gomez, Jaime (1991-92, 1994-97)
Gonzalez, Ernie (2000-02)
Gonzalez, Ricky (1994)
Gore, Jason (1998-2000, 2002)
Gorman, Bryan (1993, 1997)
Gortana, Marco (1996, 1998-2000)
Gossett, David (2001)
Gotsche, Steve (1996, 1999, 2001-02)
Gove, Jeff (1995-99, 2001, 2003)
Gow, Paul (1997-2000)
Goydos, Paul (1991-92)
Grant, Olen (1991-92)
Green, Damon (1995-96)
Green, Jimmy (1995-96, 1998, 2002-03)

Green, Ken (2000-02)
Green, Nathan (2002)
Greer, Brad (1991, 1995)
Gregory, Greg (2000, 2002)
Griffith, Jason H. (1993)
Griffiths, David (2003)
Grimes, Tony (1990, 1992, 1994-95)
Grisette, Uly (1993)
Grob, Mike (1999-2001)
Grunewald, Kelly (2000)
Gullion, Joey (1994-95, 1998-99)
Gump, Scott (1990, 1994, 2001-03)
Gunn, Roger (1990, 1992-93)
Gutschewski, Scott (2003)

H

Haas, Hunter (2002-03)
Haas, Jerry (1993-94, 1996-98)
Haberstroh, Shaun (2002)
Hallberg, Gary (1996, 2001-03)
Halldorson, Dan (1990)
Hamilton, Greg (1991, 1995)
Hammond, Donnie (1999-2000)
Hammond, Johnny (1991)
Hamorski, Joseph Jr. (1994-95)
Han, Kyi Hla (1996)
Harding, Tom (1993, 1998)
Harrington, Dennis (1992, 1996)
Hart, Jeff (1991-93, 1995, 2000, 2002-03)
Hart, Steve (1993, 1998, 2001)
Haskins, Steve (1990-96, 1998-2003)
Hatalsky, Morris (1995-96)
Hatch, Terry (2003)
Hayes, J.P. (1993-94, 1996)
Heafner, Vance (1993, 1995)
Hearn, Tom (1996-97)
Heath, Skeeter (1993)
Hebert, Scott (2001)
Heim, Bill (1999)
Heinen, Mike (1993, 2001-02)
Heintz, Bob (1994, 1999, 2001, 2003)
Heintzelman, Webb (1991-92, 1994)
Henke, Nolan (2002-03)
Henninger, Brian (1991-92, 1994)
Henry, J.J. (1999-2000)
Hensby, Mark (1997, 1998-2000, 2002-03)
Hepler, Denny (1991)
Herrera, Eduardo (2003)
Herron, Tim (1995)
Hiers, Dean (1994)
Hietala, Ryan (1999, 2003)
Hill, Guy (1999-2000)
Hill, Jason (2001, 2003)
Hill, Robert (1995)
Hinkle, Lon (1991, 1993)
Hjertstedt, Gabriel (2003)
Hnatiuk, Glen (1992-97, 1999)
Hobby, Jay (1999-2001)
Hoffman, Charlie (2000-01)
Holland, Mike (1991-92)
Holloway, Tad (1994)
Holmes, Steve (2002)
Hoos, Eric (1990-93, 1995)
Horgan III, P.H. (1991, 1994-96, 2003)
Horne, John (1990)
Hough, Jon (1995-96)
Howe, Ralph III (1994)
Howison, Ryan (1996-99, 2001-03)
Hughes, Bradley (2003)
Hughes, John B. (1991, 1993)
Hulbert, John (1992)
Hull, Brian (1998, 2001)
Humenik, Ed (1997, 1999)
Hunsucker, Chris (1994-95, 1998)
Hurst, Jon (1999)

I

Imada, Ryuji (2000-03)
Inman, John (1997)
Isasi, Esteban (2001)

Isenhour, Tripp (1996, 1998-2000, 2003)
Isley, Steve Jr. (1993-94)

J

Jackson, David (1991-92, 1994-98)
Jaechel, Barry (1991, 1994-96)
Jarner, Ken (1994)
Jenkins, Tom (1992, 1994)
Johnson, Doug (1990-91)
Johnson, Eric (1993, 1995-96, 1998-2002)
Johnson, Jim (1999-2000)
Johnson, John (1997-98)
Johnson, Kevin (1990, 1996-2000, 2002-03)
Johnson, Mark (2001)
Johnson, Richard (1999-2003)
Johnson, Zach (2000, 2003)
Johnston, Jimmy (1995-96, 1998, 2000)
Jones, Kent (1996-97, 2000)
Jones, Matt (2002)
Jordan, Mark (1990)
Jordan, Pete (1991-93, 2003)
Jorgensen, Chris (2000)
Judah, Billy (2001-02)
Julian, Jeff (1990, 1997-2000)
Jurgensen, Steve (1993-95, 1997)
Justice, Grover (2002)

K

Kalinowski, Bobby (2001)
Kalinowski, Tom (1993, 1996, 2000-02)
Kamm, Brian (1992, 1997, 1999-2003)
Kanada, Craig (1994-96, 1998-2000, 2002)
Kane, Jim (1993-94)
Kaufman, Chris (1993-94)
Kay, Jack Jr. (1993)
Kelly, Jerry (1993-95)
Kendall, Skip (1991-92, 1994, 1996)
Kennaday, John (1994)
Kernohan, John (1990, 1998-2002)
Kimball, Karl (1990, 1992-93)
King, Brad (1994)
Kirby, Eddie (1990, 1992)
Kirkpatrick, David (1994-95, 1998, 2001)
Kite, Chris (1990)
Klapprott, Brad (2001)
Klauck, Jeff (2002-03)
Klein, Brooks (1997)
Klein, Jeff (1991-92, 1994, 1997, 1999, 2001)
Kluba, Kent (1990)
Knoll, Arden (1997-98)
Knutzon, Jason (2001)
Korleski, Kelly (1995)
Kraft, Greg (1990-91)
Kresge, Cliff (1997-98, 2002)
Kribel, Joel (2001-02)
Kroll, Tom (1997)
Kulzer, Keith (1992-93)
Kuniyashi, Kuni (2001)

L

LaBelle II, Doug (2003)
Ladehoff, Greg (1990, 1992, 1996)
Lamontagne, Steve (1991, 1997-99)
Lane, Matthew (1995-1998)
Langham, Franklin (1993-95, 1997, 2003)
Lankford, Jeffrey (2000)
Lardon, Brad (1990, 1993, 1996-97)
Larick, Steve (1996)
Larsson, Dean (1995-96)
Lasken, Bob (1992)
Leach, Kevin (1990)
Langham, Franklin (1993-95, 1997, 2003)
Lee, Jeff (1997)
Lee, Patrick (1996-2000)
Lee, Sung Man (2001, 2003)
Leen, Randy (2000)
Leggatt, Ian (2000)
Lehman, Tom (1990-91)
Lehmann, Brad (1995)
Lehmann, Ted (1992)

Nationwide Tour All-Time Roster (cont.)

Lemon, Jim (1994)
 Leonard, Jeff (1991)
 Leshner, Greg (1993, 1997-2000)
 Levitt, Jon (1998-99)
 Lewis, J.L. (1993, 1997)
 Lickliter, Frank (1995)
 Lile, Craig (2003)
 Lohr, Bob (2000-01)
 Long, Michael (1996, 2000-01, 2003)
 Loustalot, Tim (1990-1998, 2000)
 Lowery, Steve (1992)
 Lu, Chien-Soon (1992)
 Lucchesi, Dino (1996, 1999)
 Lydiatt, Chad (2003)

M

Mack, George (1993)
 Magee, Chad (1995-97)
 Maggert, Jeff (1990)
 Maginnes, John (1994-95, 1998, 2001-02)
 Makoski, Bob (1990)
 Malizia, Mike (1995)
 Malley, Bill (1995)
 Malonson, Hicks (1992-95)
 Manning, Eric (1990)
 March, Gary (1999)
 Martin, Casey (1998-99, 2001-03)
 Martin, Doug (1991, 1993)
 Massengale, Donnie (1992)
 Mast, Dick (1990, 1995-2000)
 Masters, Tommy (1994-95)
 Matsuo, Hiroshi (2000)
 Matthew, Craig (1999)
 Mattiace, Len (1992, 1995)
 Maxon, Joey (2002)
 May, Bob (1993)
 Mayo, Rich Jr. (1996)
 McCallister, Blaine (2003)
 McCampbell, David (1998, 2000)
 McCann, Ronnie (1993, 1995)
 McClellan, Phil (1991)
 McConnell, Miles (1992)
 McCorkle, Todd (1991)
 McCullough, Mike (1991-92)
 McGohan, Randy (1993)
 McGovern, Jim (1990, 1999-2003)
 McKelvey, Rob (1996-2003)
 McKenzie, David (2001, 2003)
 McLardy, Andrew (2002-03)
 McLean, James (2002)
 McMillan, Rob (2001, 2003)
 McNeill, George (2003)
 McRoy, Spike (1992, 1999-2000)
 Meade, Joe (1998, 2001)
 Meehan, Mike (1999)
 Meeks, Aaron (1992)
 Meeks, Eric (1996, 2000-03)
 Michael, Shaun (1996, 1999)
 Mielke, Mike (1994)
 Miles, Mike (1990-93)
 Miley, Dave (1992-93, 1995)
 Miller, Lindy (1991)
 Mills, Jon (2002)
 Mitchell, Stiles (1998-2003)
 Mitchum, Kelly (1995)
 Mogg, Brian (1990)
 Molder, Bryce (2003)
 Mollica, Tony (1990, 1995)
 Montgomery, Bill Jr. (1996)
 Moore, Patrick (2002)
 Moore, Tommy (1991-93)
 Morgan, Pete (1995, 2001-03)
 Morland IV, David (2002-03)
 Morse, Andrew (1990-93, 2000-03)
 Morse, John (1993, 2001-03)
 Moss, Perry (1992, 1994, 1998, 2001-02)
 Moss, Rob (1996, 1999-2000)
 Mudge, Todd (1993)
 Muehr, Michael (1997-2000, 2003)
 Mulcahy, Steve (1997)

Muncrief, Kevin (2001, 2003)
 Munoz, Alex (1999)
 Murchison, Bill Jr. (1992, 1994-96)
 Murphy, Sean (1992-93, 1995, 1997-98, 2003)

N

Nakazaki, Tracy (1991)
 Nance, Travis (2002)
 Nanney, Pat Jr. (1999)
 Napoleon, Nick (2001)
 Neher, Jamie (2001)
 Nelford, Jim (1991, 1996)
 Nelson, Brian (1993)
 Nevil, Dwight (1990)
 Nicklaus, Gary (1995, 1999, 2003)
 Nicklaus, Jack II (1991)
 Nolan, Keith (1999, 2001-02)
 Norquist, Gerry (1993-94)
 Norton, Bryan (1992)
 Navarro, Steve (1996)

O

Oberholser, Arron (2002)
 Ogilvie, Joe (1998, 2003)
 Ogrin, David (1991, 2002-03)
 Oh, James (2003)
 Oh, Ted (1998-99)
 O'Hair, Sean (2001)
 O'Keefe, Jack (1996)
 O'Neil, Hugh (1990-91)
 O'Neal, Tim (2001)
 Oh, James (2003)
 Overton, Jay (2000)

P

Pacetti, Sean (1990-92)
 Padfield, Joel (1990)
 Painter, Anthony (1998-2002)
 Palmer, Ryan (2003)
 Pampling, Rod (2000-01)
 Pappas, Brenden (2001)
 Pappas, Deane (1993, 1996-98, 2000-01)
 Parel, Scott (2003)
 Park, Jin (2002)
 Parker, Greg (1993, 1995-96, 2000)
 Parker, Perry (1993, 1995-96)
 Parker, Rich (1990-91, 1994)
 Parks, Todd (1994)
 Pate, Alan (1990, 1993-94, 1996)
 Patterson, John (2001)
 Patton, Chris (1993-95)
 Paulson, Carl (1997-99)
 Paulson, Dennis (1997-98)
 Pearce, Eddie (1992)
 Pearce, Ray (1991-92)
 Pearson, Rick (1990-95)
 Peddicord, Chris (1991, 1993-94)
 Pelczarski, Dan (1990, 1997)
 Pena, Christian (1993-94)
 Pendley, Kevin (2000-01, 2003)
 Peoples, David (1999)
 Perez, Mike (2002)
 Perez, Pat (2000-01)
 Perkins, Travis (2002)
 Perks, Craig (1996-99)
 Pernice, Tom Jr. (1990, 1992, 1995-96)
 Perry, Chris (1993-94)
 Persons, Peter (1994-96)
 Petersen, Greg (1991, 1996)
 Petersen, Scott (1996, 2000-03)
 Peterson, Matt (1992, 1994-2001, 2003)
 Petrovic, Tim (1993, 1999, 2001)
 Petty, Mayson (2003)
 Pfister, E.J. (1995-96)
 Phillips, Dustin (1996)
 Philo, Ron (1994-97)
 Pinns, Gary (1990)
 Player, Wayne (1991)
 Plumb, David (1993)
 Pohl, Dan (2000)

Points, D.A. (2001-03)
 Pooley, Don (2001)
 Pope, Steve (1999)
 Porter, Bill (1992-94, 1996)
 Porter, Lee (1992, 1995-96, 2000, 2003)
 Postlewaite, Dennis (1994-95)
 Powell, Dave (1991)
 Powers, Greg (1990-92, 1995)
 Price, Andrew (2000)
 Price, Rick (1999-2001, 2003)
 Price, Terry (1992, 1997)
 Purdy, Ted (2000, 2002-03)
 Pursley, Derrick (2000)
 Putnam, Mike (1990, 1992)

Q

Quigley, Brett (1992, 1996, 2000)
 Quinlivan, Sean (2001)
 Quinn, Fran (1991, 1998-2003)
 Quinney, Jeff (2002-03)

R

Raiford, Dan (1990)
 Ralston, Bob (1997)
 Randolph, Sam (1990, 1992-2002)
 Rassett, Joey (1991-92)
 Raulerson, Charles (1990, 1998, 2001-03)
 Ray, Conrad (1999-2000)
 Raynor, Christian (1996)
 Regalado, Victor (1991)
 Reid, Mike (2003)
 Rentz, Larry (1990, 1994)
 Reese, Don (1990-94, 1997-2002)
 Restino, John (2002-03)
 Ridings, Tag (2002)
 Riegger, John (1991, 1994, 1999-2000)
 Riley, Chris (1998)
 Riley, Dale (1992)
 Riley, Kevin (1998-99)
 Rinker, Larry (1995-96, 2000-03)
 Rinker, Lee (1994, 2000-01)
 Rintoul, Steve (1991-93)
 Robertson, Don (1990)
 Robertson, John (1998)
 Roddy, Tommy (1998)
 Rodriguez, Anthony (1996, 1998, 2001-03)
 Rogers, Jamie (2001)
 Rollins, John (1999, 2001)
 Rose, Clarence (1992-95, 2001)
 Rose, Todd (2001-03)
 Ross, John (1990-91, 1993-94)
 Rowland, Roger (1990-93, 1995, 2000)
 Royer, Hugh III (1991-95, 1999-2000)
 Rudd, Charlie (1992)
 Rudolph, Harry (1994, 1997)
 Rule, Christopher (1993-94)
 Rummells, Dave (1995-96, 1999-2003)
 Rummells, Dave (1995-96, 1999-2003)
 Rusnak, Gary (1990-91, 1993-95, 1998)
 Rustand, Eric (1999-2000)
 Rutledge, Jim (2001-03)
 Rymer, Charlie (1994, 1997-98)

S

Sadowski, Joey (1992)
 Salazar, Roger (1991-94)
 Sanchez, Javier (1996-97)
 Sanday, Jeff (1999, 2001-02)
 Sanders, Andy (2002-03)
 Satterfield, Todd (1992)
 Sauers, Gene (1998-2002)
 Schaeffer, Bobby (1991)
 Schall, Ken (1992)
 Scheinblum, Monte (1993-95)
 Scherrer, Tom (1993-95, 1997-98, 2003)
 Schiene, Marty (1992)
 Schneider, Steve (1994, 1996-98, 2000)
 Schreyer, Dave (1998-99, 2002)
 Schroeder, John (1995)
 Schuchart, Mike (1992, 1994-97, 2000-01)

Nationwide Tour All-Time Roster (cont.)

Schuller, Rick (2000)
 Schulte, Alan (1991-92)
 Schultz, Jason (1999, 2001, 2003)
 Schulz, Ted (1996-97)
 Schuman, Jim (1990, 1992-94)
 Schutte, Warren (2000)
 Schwamkrug, Victor (2000, 2002-03)
 Schwarrock, Brent (1998)
 Scott, Steve (2003)
 Sear, Steve (2001)
 Seawell, David (1997-98)
 Sellers, Kelly (2003)
 Serna, Oscar (1999, 2001, 2003)
 Shakespeare, Greg (2000)
 Sharp, Brian (2002)
 Shaw, Tom R. (1992, 1996-98)
 Sheehan, Patrick (1997, 2001-02)
 Sherfy, Brad (1991)
 Short, Wes (1998, 2002-03)
 Sills, Tony (1993, 1997-98)
 Silva, Tom (1990, 1999)
 Silveira, Larry (1992-93, 1995-96, 1999)
 Simpson, Tim (1995-96)
 Singh, Jeev (2003)
 Sisk, Geoffrey (1991, 1998, 2000)
 Skinner, Sonny (1993-96, 1999-2003)
 Slocum, Heath (1997, 2001)
 Small, Mike (1996-97, 1999)
 Smallridge, Ricky (1990-93, 1995-96)
 Smith, Brian K. (1994-95)
 Smith, Chris (1995, 1997, 2000)
 Smith, Ivan (1996, 1998)
 Smith, Jerry (1999, 2003)
 Smith, Mike (1994, 1996-97)
 Smith, Richard (2001)
 Smith, Taylor (1992-95, 1998)
 Smock, Brian (1997)
 Snyder, Joey III (1998-99)
 Sowards, Bob (1998)
 Spence, Craig (1998, 2002)
 Sposa, Mike (1994-96, 1998)
 Splane, Cary (1990)
 Spring, Adam (1998)
 Springer, Jerry (1995)
 Springer, Mike (1990, 2001, 2003)
 Stallings, Rick (1997)
 Standly, Mike (1990, 1999-2000, 2003)
 Stankowski, Tom (1995)
 Stanovich, Marty (1994)
 Starkjohann, Chris (1993, 1998-2003)
 Steel, Iain (1997, 1999-2001, 2003)
 Stein, Sam (1992)
 Steinicke, Jack (1996)
 Stelten, Ron (1993, 1999, 2003)
 Sterling, Scott (1999, 2002-03)
 Stewart, Ray (1992, 1997)
 Stiles, Darron (1997, 1999-2002)
 Still, Bud (1997-98, 2001-02)
 Stockton, Dave Jr. (1993, 2002)
 Stolz, Andre (2003)
 Stone, Dan (1997)
 Stone, John (1998)
 Straub, Tim (1992, 1996)
 Streck, Ron (1990-94)
 Street, Jeff (2000)
 Stricker, Steve (1991)
 Strickland, Jim (1990)
 Stroble, Bobby (1990)
 Stutts, Chris (1998, 2000)
 Sugar, Michael (1994)
 Sullivan, Mike (1998-2003)
 Supple, Shane (1997, 1999)
 Sutherland, David (1992-93)
 Sutherland, Kevin (1991-92, 1995)
 Swartz, Mike (1997)
 Sweatt, Greg (2000)
 Swilor, Milan (1990-91, 1993, 1995-96)
 Synkelma, Jay (1997)
 Sullivan, Mike (1998-2003)

T

Tambellini, Roger (2002-03)
 Tanigawa, Ken (2003)
 Tataurangi, Phil (1995-96, 2001)
 Taylor, Harry (1997)
 Taylor, Vaughn (2000, 2002-03)
 Ten Broeck, Lance (1991, 1994-95, 1998)
 Tennyson, Brian (1998-2000)
 Tentis, David (1990, 1994)
 Terry, Ron (1991-92)
 Thatcher, Roland (2002-03)
 Thaxton, Mark (1990)
 Thelen, Tim (2000)
 Thomas, Steve (1993)
 Thompson, Dicky (1990, 1999-2000)
 Thompson, Kyle (2003)
 Thompson, Robert (1990, 1993, 1995)
 Thomsen, Jeff (1990)
 Thorsen, Jeff (1997)
 Tidland, Chris (1996, 1999, 2002-03)
 Todd, Rick (1991-93)
 Toledo, Esteban (1990-93, 1995, 1997)
 Tolles, Tommy (1991-94, 2002-03)
 Toms, David (1990, 1995)
 Towne, Greg (1992-93, 1995, 1997, 1999)
 Trauner, Mark (1990-1992)
 Trittler, Paul (1992)
 Trixler, Dennis (1990-92, 1995, 1997)
 Tryba, Ted (1990-92)
 Tschetter, Mike (1991, 2001)
 Tuck, Wes (1995, 1999, 2002)
 Tucker, Chris (1990, 1993, 2000)
 Tucker, Mark (1996)
 Tuten, Billy (1992)
 Twiggs, Greg (1992, 1995-2001)
 Tyner, Tray (1990, 1993-94, 1996, 2000)
 Tyska, Jason (1999)

U

Ulrich, Gus (1991-92)
 Uresti, Omar (1993-94, 2001-03)
 Utley, John (1992)
 Utley, Stan (1993, 1995-2003)

V

Van Der Walt, Tjaart (2000-03)
 Van Pelt, Bo (2000-01, 2003)
 Vaughan, Bruce (1992-94, 1996-98)
 Veazey, Vance (1995, 1999-2002)
 Vermeer, Ryan (2001)
 Vomacka, Dean (1997)

W

Wadkins, Bobby (1997, 1999-2001)
 Wadsworth, Fred (1990-92, 1996-2000)
 Wagner, Bryan (1992)
 Wagner, Johnson (2003)
 Waite, Grant (2003)
 Walcher, Rocky (1991-93, 1996-2000, 2002-03)
 Walker, Andy (2002)
 Walker, Jimmy (2002-03)
 Walker, Mark (2001, 2003)
 Walsh, Joe (1998)
 Walsworth, Don (1990, 1992-93, 1995, 1997-2000)
 Walton, Michael (1990, 1998)
 Walzel, Bobby (1997)
 Wangrud, Curtis (2001)
 Warren, Charles (1998, 2000-03)
 Watson, Bubba (2003)
 Watson, Denis (1998)
 Watts, Brian (1990, 1992)
 Wayment, Brett (1999)
 Webb, Gary (1991, 1996-2001)
 Wedzik, David (1998)
 Weeden, James (1990)
 Weekley, Boo (2003)
 Weeks, Michael (1992-93)
 Weibring, Matt (2003)
 Weston, Wesley (1990)
 Wentworth, Kevin (1992, 2002)

Wetterich, Brett (2003)
 Whisman, Greg (1990, 1993-98)
 Whittaker, Ron (1997-98)
 Whittington, Charlie (1992)
 Wi, Charlie (1996, 1998-2000)
 Wiebe, Mark (2003)
 Wilk, Vic (1994-96, 2000-03)
 Wilkin, Rob (1991)
 Williams, Scott (1992)
 Williams, Travis (2002)
 Williamson, Jay (1995, 1998)
 Williamson, Tyler (2001-03)
 Willis, Garrett (1997-2000)
 Wilson, Brian (2000, 2002-03)
 Wilson, Dean (1996, 1999)
 Wilson, Jeff (1992, 1994)
 Wilson, John (1992, 1998-2001)
 Wilson, Mark (2002)
 Winchip, Chris (1997)
 Winston, Brent (2002)
 Wisler, Chris (2002)
 Witt, Mark (1991)
 Wolcott, Bob (1993-96)
 Wollmann, Chris (2001)
 Wood, Dan (1992)
 Wood, Jerry (1996)
 Wood, Willie (1995-96, 2001)
 Woodland, Jeff (1991-92, 1995)
 Woods, Steve (1999-2000)
 Woodson, Rick (2001)
 Work, Jade (1994)
 Wrenn, Robert (1995)
 Wright, Chad (2001-02)
 Wurtz, Mark (1996, 1999-2003)

Y

Yokoi, Mickey (1991)
 Young, Kim (1990-91, 1994)
 Young, Steve (1999)

Z

Zambri, Chris (1997-2000, 2003)
 Zerman, Manny (2000)
 Zimmerman, Al (2003)
 Zinkon, Dennis (1996-2000)
 Zokol, Richard (1999-2001)
 Zoller, Karl (1991-93, 1995-99)
 Zorkic, Zoran (2000, 2002-03)

The Last Time

WINNERS:

Last sponsors exemption to win

Chris Couch, 2001 Florida Classic (3/11/01)

Last to win back-to-back events

Jason Gore, 2002 Oregon Classic (9/15/02) and Albertsons Boise Open (9/22/02)

Last to win back-to-back starts

Jason Gore, 2002 Oregon Classic (9/15/02) and Albertsons Boise Open (9/22/02)

Last open qualifier to win

James Oh, 2003 Mark Christopher Charity Classic (9/28/03)

Last lefthander to win

Steve Flesch, 1997 Tour Championship (10/19/97)

Last to win first Nationwide Tour start

Gavin Coles, 2002 Jacob's Creek Open (3/10/02)

Last wire-to-wire winner (no ties)

Roland Thatcher, 2002 Bank of America Monterey Peninsula Classic (10/6/02)

Last player to win with over-par score

Roger Salazar, 1991 South Texas Open (3/3/91, 3-over par)

Last to win after gaining entry as top-25 qualifier

Vaughn Taylor, 2003 Knoxville Open (6/29/03)

Last former PGA TOUR champion to win

Guy Boros, 2003 Dayton Open (7/27/03)

Last player to win using long putter

Craig Bowden, 2003 Miccosukee Championship (10/26/03)

Last player to win first and last events of season

Mike Springer, 1990 Bakersfield Open (2/4/90) and El Paso Open (10/21/90)

Last player to win by chipping in from off the green on 72nd hole

Cliff Kresge, 2002 Virginia Beach Open (5/05/02)

Last player to win by chipping in from off the green in playoff

John Maginnes, 1998 Dakota Dunes Open (8/2/98)

Last player to make the cut on the number and go on to victory

Tripp Isenhour, 2000 Mississippi Gulf Coast Open (70-75—145, 1-over)

Last player to make a hole-in-one in a tournament and go on to victory

Zoran Zorkic, 2002 SAS Carolina Classic

Last player to make a hole-in-one in final round of a tournament and go on to victory

David Duval, 1993 Tour Championship (10/17/93)

TOURNAMENT FINISHES:

Last 36-hole event

2001 Ozarks Open (72-hole event, two rounds canceled)

Last 54-hole event

2002 Tour Championship (72-hole event, one round canceled)

Last 52-hole event

1997 Puget Sound Open (72-hole event, one round canceled and course shortened to 17 holes for first two rounds)

Last Monday finish

2001 Fort Smith Classic (playoff finished Monday, Jay Delsing def. Jeff Freeman)

Last 36-hole day

1999 Omaha Classic (third and fourth rounds on Sunday)

Last time tournament canceled

2001 Oregon Classic

WEATHER:

Last time two rounds rained out

2001 Ozarks Open

Last time it hailed during tournament

1993 Miami Valley Open (second round 5/21/93)

Last time course shortened to less than 18 holes

1997 Puget Sound Open (17-hole course-flooding made first hole unplayable for first two rounds)

Last time tournament postponed and rescheduled later in season

2003 Henrico County Open

DOUBLE EAGLES, ACES AND EAGLES:

Last time double eagle

Jason Schultz, 2003 Miccosukee Championship (first round, 10/23/03)

Last time two aces same round

Brad Adamonis and **Bobby Gage**, 2003 Dayton Open (second round, 7/25/03)

Last time back-to-back eagles

Lee Williamson, 2003 Lake Erie Charity Classic (fourth round, 6/22/03)

Last time three eagles same round

Jimmy Walker, 2003 Chattanooga Classic (third round, 8/2/03)

Last time double eagle and eagle same round

Joey Snyder, 1999 Omaha Classic (first round, 8/5/99)

Last time hole-in-one, first swing of first tournament of season

Lan Gooch, 1998 Lakeland Classic (first round, 1/8/98)

PLAYOFFS:

Last one-hole playoff

2003 Oregon Classic (**Chris Couch** def. **Jason Bohn**, 9/14/03)

Last two-hole playoff

2002 Virginia Beach Open (**Cliff Kresge** def. **Arron Oberholser**, 5/05/02)

Last three-hole playoff

2003 Mark Christopher Charity Classic (**James Oh** def. **Jess Daley**, 9/28/03)

Last four-hole playoff

2001 Gila River Golf Classic (**Ben Crane** def. **Bo Van Pelt** and **Jason Caron**, 10/14/01)

Last five-hole playoff

1991 Shreveport Open (**Jeff Coston** def. **Beau Baugh**, 3/10/91)

Last six-hole playoff

1994 Shreveport Open (**Omar Uresti** def. **Pat Bates**, 4/24/94)

Last seven-hole playoff

2000 Carolina Classic (**Mark Hensby** def. **Manny Zerman**, 7/2/00)

Last eight-hole playoff

1991 Mississippi Gulf Coast Classic (**Tom Lehman** def. **John Wilson** and **Tim Straub**, 3/17/91)

Last nine-hole playoff

1998 Lehigh Valley Open (**Eric Booker** def. **Notah Begay III**, 6/21/98)

Last playoff won with eagle

2002 Permian Basin Open (**Tag Ridings** def. **Mark Hensby**, 8/25/02)

Last playoff won with birdie

2003 Mark Christopher Charity Classic (**James Oh** def. **Jess Daley**, 9/28/03)

Last playoff won with par

2003 Samsung Canadian PGA Championship (**Tom Carter** def. **Jason Bohn**, 7/6/03)

Last two-man playoff

2003 Mark Christopher Charity Classic (**James Oh** def. **Jess Daley**, 9/28/03)

Last three-man playoff

2001 Gila River Golf Classic (**Ben Crane** def. **Bo Van Pelt** and **Jason Caron**, 10/14/01)

Last four-man playoff

2002 State Farm Open (**Andy Miller** def. **Dave Stockton, Jr.**, **Steve Ford** and **Brian Claar**, 9/29/02)

MISCELLANEOUS:

Last bogey-free event by a player

Heath Slocum, 2001 Dayton Open

Tournament Chronology

1990

Feb. 2-4	Ben Hogan Bakersfield Open; Bakersfield, CC; Bakersfield, CA; \$100,000; Mike Springer , 209 (-7), \$20,000; Two strokes over David Tentis.
Feb. 9-11	Ben Hogan Yuma Open; Desert Hills GC; Yuma, AZ; \$100,000; Rick Pearson , 198 (-15), \$20,000; Two strokes over Sean Pacetti and Sam Randolph.
Mar. 2-4	Ben Hogan South Texas Open; NorthShore CC; Portland, TX; \$100,000; Brad Bell , 210 (-6), \$20,000; One stroke over John Kernohan.
Mar. 9-11	Ben Hogan Baton Rouge Open; CC of Louisiana; Baton Rouge, LA; \$100,000; Dicky Thompson , 209 (-7), \$20,000; Two strokes over Carl Cooper, Dick Mast, Jim McGovern and Greg Whisman.
Mar. 16-18	Ben Hogan Mississippi Gulf Coast Classic; Windance CC; Gulfport, MS; \$100,000; Dick Mast , 137 (-7), \$20,000; Defeated Rick Pearson with par on fourth playoff hole.
Mar. 23-25	Ben Hogan Panama City Beach Classic; Hombre GC; Panama City Beach, FL; \$100,000; Buddy Gardner , 209 (-7), \$20,000; One stroke over Brad Fabel.
Mar. 30-Apr. 1	Ben Hogan Lake City Classic; Lake City CC; Lake City, FL; \$100,000; Jim McGovern , 202 (-14), \$20,000; Defeated David Toms with par on fourth playoff hole.
Apr. 13-15	Ben Hogan Pensacola Classic; Pensacola CC; Pensacola, FL; \$100,000; Dick Mast (2), 205 (-11), \$20,000; One stroke over Len Mattiace and Dennis Trixler.
Apr. 20-22	Ben Hogan Gateway Open; Gateway CC; Fort Myers, FL; \$100,000; Ted Tryba , 209 (-7), \$20,000; Defeated John Daly and Bruce Fleisher with eagle on first playoff hole.
Apr. 27-29	Ben Hogan Macon Open; River North CC; Macon, GA; \$100,000; Ed Humenik , 205 (-11), \$20,000; One stroke over Rick Pearson and Roger Rowland.
May 11-13	Ben Hogan Knoxville Open; Willow Creek CC; Knoxville, TN; \$100,000; Jeff Maggert , 202 (-11), \$20,000; Defeated Greg Ladehoff with eagle on first playoff hole.
May 18-20	Ben Hogan Elizabethtown Open; Pine Valley CC; Elizabethtown, KY; \$100,000; Dicky Thompson (2), 205 (-11), \$20,000; Defeated Jeff Maggert with par on second playoff hole.
June 1-3	Ben Hogan Quicksilver Open; Quicksilver GC; Midway, PA; \$150,000; R.W. Eaks , 212 (-4); \$30,000; Two strokes over Brandel Chamblee, Ed Humenik and Dick Mast.
June 8-10	Ben Hogan Quail Hollow Open; Quail Hollow Resort; Concord, OH; \$100,000; Barry Cheesman , 207 (-9), \$20,000; Two strokes over Kim Young.
June 15-17	Ben Hogan Fort Wayne Open; Orchard Ridge GC; Fort Wayne, IN; \$100,000; Dick Mast (3), 197 (-16), \$20,000; Three strokes over Jim McGovern.
June 29-July 1	Ben Hogan Central New York Classic; Seven Oaks GC; Hamilton, NY; \$100,000; Tom Garner , 207 (-9), \$20,000; One stroke over Ed Humenik, Brian Watts and Andrew Morse.
July 6-8	Ben Hogan New Haven Open; Yale GC; New Haven, CT; \$100,000; Jim McGovern (2), 201 (-9), \$20,000; Three strokes over Tray Tyner.
July 13-15	Ben Hogan New England Classic; The Woodlands CC; Falmouth, ME; \$100,000; Brandel Chamblee , 215 (-1), \$20,000; One stroke over Jeff Maggert.
July 20-22	Ben Hogan Buffalo Open; Briarwood CC; Hamburg, NY; \$100,000; Jeff Maggert (2), 204 (-12), \$20,000; Defeated Carl Cooper and Greg Ladehoff with birdie on first playoff hole.
Aug. 3-5	Ben Hogan Dakota Dunes Open; Dakota Dunes CC (Boat Course); Dakota Dunes, SD; \$100,000; Kim Young , 197 (-19), \$20,000; One stroke over Mike Springer and Steve Stricker.

Aug. 10-12 Ben Hogan Deer Creek Open; Deer Creek GC; Overland Park, KS; \$100,000; **Trevor Dodds**, 206 (-10), \$20,000; One stroke over Jeff Maggert, Eric Manning and Dennis Trixler.

Aug. 17-19 Ben Hogan Greater Ozarks Open; Highland Springs CC; Springfield, MO; \$100,000; **Jeff Cook**, 207 (-9), \$20,000; Defeated Olin Browne with birdie on first playoff hole.

Aug. 24-26 Ben Hogan Reflection Ridge Open; Reflection Ridge GC; Wichita, KS; \$100,000; **Tom Lehman**, 202 (-14), \$20,000; One stroke over Greg Whisman.

Aug. 31-Sep. 2 Ben Hogan Texarkana Open; Texarkana CC; Texarkana, AR; \$100,000; **Jim McGovern** (3), 200 (-16), \$20,000; Two strokes over John Daly.

Sept. 7-9 Ben Hogan Amarillo Open; Amarillo CC; Amarillo, TX; \$100,000; **Lindy Miller**, 200 (-10), \$20,000; Two strokes over John Daly, Andy Dillard, Kevin Leach and Brian Watts.

Sept. 14-16 Ben Hogan Utah Classic; Riverside CC; Provo, UT; \$100,000; **John Daly**, 203 (-13), \$20,000; One stroke over R.W. Eaks.

Sept. 21-23 Ben Hogan Boise Open; Hillcrest CC; Boise, ID; \$100,000; **Ricky Smallridge**, 199 (-14); \$20,000; Three strokes over Robert Thompson, Greg Whisman and David Hobby.

Sept. 28-30 Ben Hogan Reno Open; Northgate GC; Reno, NV; \$100,000; **Mike Springer** (2), 202 (-14), \$20,000; Four strokes over Kelly Gibson and Rick Cramer.

Oct. 5-7 Ben Hogan Santa Rosa Open; Windsor GC; Windsor, CA; \$100,000; **Ed Humenik** (2), 204 (-12), \$20,000; Three strokes over John Flannery.

Oct. 19-21 Ben Hogan El Paso Open; Coronado CC; El Paso, TX; \$100,000; **Mike Springer** (3), 204 (-6), \$20,000; Two strokes over Robert Friend.

1991

Feb. 1-3 Ben Hogan Bakersfield Open; Bakersfield CC; Bakersfield, CA; \$100,000; **Olin Browne**, 207 (-9), \$20,000; Four strokes over Robert Friend and Ron Streck.

Feb. 8-10 Ben Hogan Yuma Open; Desert Hills GC; Yuma, AZ; \$100,000; **P.H. Horgan III**, 196 (-17); \$20,000; Two strokes over Olin Browne and Steve Lowery.

Mar. 1-3 Ben Hogan South Texas Open; NorthShore CC; Portland, TX; \$100,000; **Roger Salazar**, 219 (+3); \$20,000; Three strokes over Doug Martin and Sean Murphy.

Mar. 8-10 Ben Hogan Shreveport Open; Southern Trace CC; Shreveport, LA; \$125,000; **Jeff Coston**, 210 (-6), \$25,000; Defeated Beau Baugh with birdie on fifth playoff hole.

Mar. 15-17 Ben Hogan Mississippi Gulf Coast Classic; Windance G&CC; Gulfport, MS; \$125,000; **Tom Lehman**, 137 (-7); \$25,000; Defeated Tim Straub and John Wilson with birdie on eighth playoff hole.

Mar. 22-24 Ben Hogan Panama City Beach Classic; Hombre GC; Panama City Beach, FL; \$100,000; **Bruce Zabriski**, 208 (-8), \$20,000; Three strokes over Buddy Gardner.

Mar. 28-30 Ben Hogan Gateway Open; Gateway GC; Fort Myers, FL; \$100,000; **Gary McCord**, 205 (-11), \$20,000; Five strokes over Paul Trittler, Rocky Walcher and Tom Garner.

Apr. 5-7 Ben Hogan Lake City Classic; Lake City CC; Lake City, FL; \$125,000; **Don Reese**, 198 (-18); \$25,000; One stroke over Roger Rowland.

Apr. 19-21 Ben Hogan Pensacola Open; Marcus Pointe GC; Pensacola, FL; \$100,000; **Stephen Ames**, 204 (-12), \$20,000; One stroke over Jerry Foltz.

Apr. 26-29 Ben Hogan Macon Open; River North CC; Macon, GA; \$100,000; **P.H. Horgan III** (2), 201 (-15), \$20,000; Defeated Mike Miles with par on first playoff hole.

Tournament Chronology (cont.)

May 3-5	Ben Hogan South Carolina Classic; CC of South Carolina; Florence, SC; \$125,000; Tom Lehman (2), 202 (-14); \$25,000; Defeated Ray Pearce with birdie on first playoff hole.	1992	
May 17-19	Ben Hogan Knoxville Open; Willow Creek GC; Knoxville, TN; \$100,000; Frank Conner , 198 (-15); \$20,000; One stroke over Perry Arthur and Paul Goydos.	Feb. 14-16	Ben Hogan Yuma Open; Desert Hills GC; Yuma, AZ; \$125,000; Paul Goydos , 201 (-12), \$25,000; One stroke over Jeff Coston and Taylor Smith.
May 24-27	Ben Hogan Elizabethtown Open; Pine Valley CC; Elizabethtown, KY; \$100,000; Ricky Smallridge , 201 (-12); \$20,000; Five strokes over Jerry Foltz.	Feb. 28-Mar. 1	Ben Hogan South Texas Open; NorthShore CC; Portland, TX; \$125,000; Brian Henninger , 208 (-8), \$25,000; Defeated Bob Burns with birdie on first playoff hole.
May 31-June 2	Ben Hogan Quicksilver Open; Quicksilver GC; Midway, PA; \$200,000; Lon Hinkle , 210 (-6), \$40,000; Two strokes over Joey Rasett, Andrew Morse and Rick Pearson.	Mar. 6-8	Ben Hogan Louisiana Open; Le Triomphe CC; Broussard, LA; \$125,000; Sean Murphy , 200 (-16), \$25,000; One stroke over Tony Grimes.
June 6-9	Ben Hogan Cleveland Open; Quail Hollow GC; Concord, OH; \$125,000; Jeff Gallagher , 201 (-15), \$25,000; One stroke over Tom Lehman and Doug Martin.	Mar. 13-15	Ben Hogan Lake City Classic; Lake City CC; Lake City, FL; \$125,000; Tim Loustalot , 206 (-10), \$25,000; One stroke over Jack Larkin.
June 23-25	Ben Hogan Fort Wayne Open; Orchard Ridge CC; Fort Wayne, IN; \$100,000; Robert Friend , 201 (-12), \$20,000; Defeated Jerry Anderson and Dennis Trixler with birdie on fourth playoff hole.	Mar. 19-22	Ben Hogan Panama City Beach Classic; Hombre GC; Panama City Beach, FL; \$125,000; Brian Kamm , 210 (-6), \$25,000; One stroke over Jeff Gallagher.
June 28-30	Ben Hogan New England Classic; The Woodlands Club; Falmouth, ME; \$100,000; Steve Haskins , 207 (-9), \$20,000; One stroke over Jeff Gallagher.	Mar. 27-29	Ben Hogan Mississippi Gulf Coast Classic; Windance CC; Gulfport, MS; \$125,000; Glen Hnatiuk , 207 (-9), \$25,000; One stroke over Bruce Zabriski, Mike Donald and John Flannery.
July 5-7	Ben Hogan Connecticut Open; Yale GC; New Haven, CT; \$100,000; Mike Holland , 199 (-11), \$20,000; Four strokes over P.H. Horgan III.	Apr. 2-5	Ben Hogan Pensacola Open; Marcus Pointe GC; Pensacola, FL; \$125,000; Rick Dalpos , 272 (-16), \$25,000; Four strokes over Roger Gunn.
July 19-21	Ben Hogan Hawkeye Open; Finkbine GC; Iowa City, IA; \$125,000; Olin Browne (2), 199 (-14); Two strokes over John Ross and Ted Tryba.	Apr. 17-19	Ben Hogan Shreveport Open; Southern Trace CC; Shreveport, LA; \$150,000; Ted Tryba , 202 (-14), \$30,000; Two strokes over Skip Kendall.
July 26-28	Ben Hogan Wichita Charity Classic; Reflection Ridge GC; Wichita, KS; \$125,000; Eric Hoos , 199 (-17); One stroke over Tom Garner and Pete Jordan.	Apr. 24-26	Ben Hogan Macon Open; River North CC; Macon, GA; \$125,000; Brian Henninger (2), 205 (-11), \$25,000; One stroke over Ted Tryba.
Aug. 2-4	Ben Hogan Dakota Dunes Open; Dakota Dunes CC; Dakota Dunes, SD; \$125,000; Jeff Woodland , 196 (-20); One stroke over Stephen Ames, Kel Devlin and Kelly Gibson.	May 1-3	Ben Hogan South Carolina Classic; CC of South Carolina; Florence, SC; \$150,000; John Flannery , 272 (-16), \$30,000; Five strokes over Steve Rintoul.
Aug. 9-11	Ben Hogan Tulsa Open; GC of Oklahoma; Tulsa, OK; \$125,000; Frank Conner (2), 210 (-6), \$25,000; Defeated Tom Lehman with birdie on second playoff hole.	May 8-10	Ben Hogan Greater Greenville Classic; Verdae Greens GC; Greenville, SC; \$150,000; Russell Beiersdorf , 133 (-11), \$30,000; Two strokes over Karl Kimball.
Aug. 16-18	Ben Hogan Greater Ozarks Open; Highland Springs CC; Springfield, MO; \$125,000; Rick Dalpos , 201 (-15), \$25,000; Four strokes over Kevin Sutherland.	May 15-17	Ben Hogan Knoxville Open; Willow Creek GC; Knoxville, TN; \$150,000; Brian Henninger (3), 200 (-13), \$30,000; Two strokes over Curt Byrum, Tom Shaw and Rick Todd.
Aug. 23-25	Ben Hogan Texarkana Open; Texarkana CC; Texarkana, AR; \$125,000; Jerry Anderson , 201 (-15), \$25,000; Defeated Fran Quinn with par on first playoff hole.	June 4-7	Ben Hogan Quicksilver Open; Quicksilver GC; Midway, PA; \$250,000; John Flannery (2), 277 (-11); \$50,000; Three strokes over Steve Lowery.
Sept. 6-8	Ben Hogan Reno Open; Northgate GC; Reno, NV; \$100,000; John Flannery , 211 (-5); \$20,000; Defeated Rob Boldt, Esteban Toledo and Tom Lehman with par on fourth playoff hole.	June 12-14	Ben Hogan Cleveland Open; Quail Hollow Resort; Concord, OH; \$250,000; David Jackson , 199 (-17), \$50,000; Three strokes over Dave Miley and Mike Putnam.
Sept. 13-15	Ben Hogan Boise Open; Hillcrest CC; Boise, ID; \$125,000; Russell Beiersdorf , 202 (-11); \$25,000; Defeated Rich Parker with par on third playoff hole.	June 19-21	Ben Hogan Connecticut Open; Yale GC; New Haven, CT; \$125,000; Jon Christian , 198 (-12), \$25,000; Seven strokes over Jeff Coston.
Sept. 20-22	Ben Hogan Utah Classic; Riverside CC; Provo, UT; \$100,000; Ted Tryba , 202 (-14), \$20,000; One stroke over Webb Heintzelman.	June 25-28	Ben Hogan New England Classic; Woodlands CC; Falmouth, ME; \$125,000; Greg Bruckner , 208 (-8), \$25,000; Defeated Edward Kirby with par on first playoff hole.
Sept. 27-29	Ben Hogan El Paso Open; Coronado CC; El Paso, TX; \$125,000; Rick Todd , 202 (-8), \$25,000; One stroke over Tom Eubank.	July 10-12	Ben Hogan Fort Wayne Open; Brookwood GC; Fort Wayne, IN; \$125,000; Russell Beiersdorf (2), 200 (-16), \$25,000; Defeated Chris Anderson with birdie on first playoff hole.
Oct. 11-13	Ben Hogan Santa Rosa Open; Windsor GC; Windsor, CA; \$100,000; Tom Lehman (3), 207 (-9), \$20,000; One stroke over Mike Foster, Brad Greer, Webb Heintzelman and Jeff Woodland.	July 16-19	Ben Hogan Dakota Dunes Open; Dakota Dunes CC; Dakota Dunes, SD; \$150,000; Rick Todd , 207 (-9); \$30,000; Defeated David Jackson with par on second playoff hole.
Oct. 18-20	Ben Hogan Tri-Cities Open; Meadow Springs CC; Richland, WA; \$125,000; Kelly Gibson , 205 (-11), \$25,000; Two strokes over Jerry Anderson.	July 24-26	Ben Hogan Hawkeye Open; Finkbine GC; Iowa City, IA; \$125,000; John Dowdall , 134 (-8), \$25,000; One stroke over Kevin Sutherland.
		July 31-Aug. 1	Ben Hogan Greater Ozarks Open; Highland Springs CC; Springfield, MO; \$150,000; Lennie Clements , 205 (-11), \$30,000; Defeated Tommy Tolles and Ted Tryba with birdie on first playoff hole.
		Aug. 7-9	Ben Hogan Wichita Charity Classic; Reflection Ridge GC; Wichita, KS; \$125,000; Jeff Woodland , 204 (-12), \$25,000; Defeated Bob May with birdie on sixth playoff hole.

Tournament Chronology (cont.)

Aug. 14-16	Ben Hogan Texarkana Open; Texarkana CC; Texarkana, AR; \$150,000; Perry Moss , 197 (-19), \$30,000; Six strokes over Trevor Dodds and Marty Schiene.	June 10-13	NIKE Cleveland Open; Quail Hollow Resort; Concord, OH; \$275,000; Stan Utley , 271 (-17), \$49,500; Three strokes over Jerry Kelly.
Aug. 21-23	Ben Hogan Tulsa Open; GC of Oklahoma; Broken Arrow, OK; \$150,000; Steve Lowery , 213 (-3), \$30,000; Defeated Jeff Coston with birdie on second playoff hole.	June 18-20	NIKE Connecticut Open; Yale GC; New Haven, CT; \$150,000; Dave Stockton, Jr. , 204 (-6), \$27,000; One stroke over Jeff Coston.
Aug. 28-30	Ben Hogan Permian Basin Open; Club at Mission Dorado; Odessa, TX; \$150,000; Taylor Smith , 204 (-12), \$30,000; One stroke over Pete Jordan and Andrew Morse.	June 24-27	NIKE New England Classic; The Woodlands Club; Falmouth, ME; \$150,000; John Morse , 278 (-10), \$27,000; Four strokes over Emlyn Aubrey, Pete Jordan, Sam Randolph and Larry Silveira.
Sept. 11-13	Ben Hogan Tri-Cities Open; Meadow Springs CC; Richland, WA; \$125,000; Rick Pearson , 210 (-6), \$25,000; Two strokes over Curt Byrum and Mike Foster.	July 1-4	NIKE White Rose Classic; Honey Run G&CC; York, PA; \$200,000; Curt Byrum , 270 (-18), \$36,000; One stroke over Morris Hatalsky, Esteban Toledo and Gary Rusnak.
Sept. 18-20	Ben Hogan Boise Open; Hillcrest CC; Boise, ID; \$150,000; Jaime Gomez , 202 (-11), \$30,000; One stroke over Sean Murphy.	July 8-11	NIKE Hawkeye Open; Finkbine GC; Iowa City, IA; \$150,000; Dave Stockton, Jr. (2), 200 (-13), \$27,000; Four strokes over Mike Heinen.
Sept. 25-27	Ben Hogan Utah Classic; Riverside CC; Provo, UT; \$125,000; Jeff Woodland , 202 (-14), \$25,000; Three strokes over David Jackson and Brian Kamm.	July 15-18	NIKE Dakota Dunes Open; Dakota Dunes CC; Dakota Dunes, SD; \$175,000; Alan Pate , 260 (-16), \$31,500; One stroke over Stan Utley.
Oct. 2-4	Ben Hogan Sonoma County Open; Windsor GC; Windsor, CA; \$125,000; John Flannery (3), 199 (-17), \$25,000; Three strokes over Mark Wurtz.	July 22-25	NIKE Greater Ozarks Open; Highland Springs CC; Springfield, MO; \$175,000; Tommy Tolles , 271 (-17), \$31,500; Two strokes over Bob Burns and Bob May.
Oct. 9-11	Ben Hogan Bakersfield Open; Seven Oaks CC; Bakersfield, CA; \$150,000; Tom Garner , 205 (-11), \$30,000; Two strokes over Steve Lowery.	July 30-Aug. 1	NIKE Mississippi Gulf Coast Classic; Windance CC; Gulfport, MS; \$150,000; Jim Furyk , 206 (-10), \$27,000; Defeated Bob Friend with birdie on first playoff hole.
Oct. 16-18	Ben Hogan Fresno Open; Fort Washington CC; Fresno, CA; \$150,000; Mike Springer , 206 (-11), \$30,000; One stroke over Pete Jordan.	Aug. 6-8	NIKE Permian Basin Open; The Club at Mission Dorado; Odessa, TX; \$150,000; Franklin Langham , 202 (-14), \$27,000; Defeated Doug Martin with birdie on first playoff hole.
1993		Aug. 12-15	NIKE New Mexico Charity Classic; Valle Grande GC; Santa Ana Pueblo; NM; \$175,000; Chris Patton , 262 (-22), \$31,500; Five strokes over Doug Martin and John Morse.
Feb. 19-21	NIKE Yuma Open; Desert Hills GC; Yuma, AZ; \$150,000; Ron Streck , 201 (-12), \$27,000; Defeated Chris DiMarco with par on second playoff hole.	Aug. 19-22	NIKE Wichita Open; Reflection Ridge GC; Wichita, KS; \$150,000; David Duval , 271 (-17), \$27,000; One stroke over Jeff Lee and John Morse.
Mar. 4-7	NIKE Monterrey Open; Club Campestre; Monterrey, Mexico; \$200,000; Olin Browne , 276 (-12), \$36,000; One stroke over Lon Hinkle and Stan Utley.	Aug. 26-29	NIKE Texarkana Open; Texarkana CC; Texarkana, AR; \$150,000; Hugh Royer III (2), 267 (-21), \$27,000; Two strokes over Steve Rintoul.
Mar. 18-21	NIKE Louisiana Open; Le Triomphe CC; Broussard, LA; \$150,000; R.W. Eaks , 273 (-15), \$27,000; Two strokes over Karl Kimball.	Sept. 10-12	NIKE Tri-Cities Open; Meadow Springs CC; Richland, WA; \$150,000; Steve Jurgensen , 207 (-9), \$27,000; One stroke over Stan Utley.
Mar. 26-28	NIKE Panama City Beach Classic; Hombre GC; Panama City Beach, FL; \$150,000; Mike Schuchart , 208 (-8), \$27,000; Two strokes over Ron Streck.	Sept. 16-18	NIKE Utah Classic; Riverside CC; Provo, UT; \$150,000; Sean Murphy (3), 204 (-12), \$27,000; Defeated Curt Byrum, Jim Carter and Tommy Moore with birdie on third playoff hole.
Apr. 1-4	NIKE South Texas Open; NorthShore GC; Portland, TX; \$150,000; Doug Martin , 287 (-1), \$27,000; Defeated Guy Boros with birdie on first playoff hole.	Sept. 24-26	NIKE Boise Open; Hillcrest CC; Boise, ID; \$200,000; Tommy Moore , 199 (-14), \$36,000; Three strokes over Olin Browne.
Apr. 15-18	NIKE Shreveport Open; Southern Trace CC; Shreveport, LA; \$150,000; Sonny Skinner , 278 (-10), \$27,000; One stroke over Bob May.	Sept. 30-Oct. 3	NIKE Sonoma County Open; Windsor GC; Windsor, CA; \$150,000; Sean Murphy (4), 274 (-14), \$27,000; One stroke over Joey Rasset.
Apr. 23-25	NIKE Central Georgia Open; River North CC; Macon, GA; \$150,000; Sean Murphy , 205 (-11), \$27,000; Two strokes over Don Walsworth.	Oct. 8-10	NIKE Bakersfield Open; Seven Oaks CC; Bakersfield, CA; \$150,000; Clark Dennis , 202 (-14), \$27,000; Defeated Jim Furyk and Sonny Skinner with birdie on first playoff hole.
Apr. 29-May 2	NIKE South Carolina Classic; CC of South Carolina; Florence, SC; \$150,000; Hugh Royer III , 273 (-15), \$27,000; One stroke over Chris DiMarco and Steve Haskins.	Oct. 14-17	NIKE Tour Championship; Pumpkin Ridge GC (Ghost Creek Course); Cornelius, OR; \$200,000; David Duval (2), 277 (-7); \$36,000; One stroke over Danny Briggs.
May 6-9	NIKE Greater Greenville Classic; Verdae Greens GC; Greenville, SC; \$150,000; Sean Murphy (2), 271 (-17), \$27,000; One stroke over Doug Martin.	1994	
1 0 0 t h T O U R N A M E N T		Feb. 3-6	NIKE Inland Empire Open; Moreno Valley Ranch GC (Mountain and Valley Nines); Moreno Valley, CA; \$200,000; Skip Kendall , 197 (-19), \$36,000; Six strokes over Emlyn Aubrey.
May 13-16	NIKE Knoxville Open; Willow Creek GC; Knoxville, TN; \$175,000; Tim Conley , 261 (-23), \$31,500; Seven strokes over Larry Silveira, Greg Whisman, Jerry Haas and Tommy Tolles.	Mar. 3-6	NIKE Monterrey Open; Club Campestre; Monterrey, Mexico; \$200,000; Scott Gump , 269 (-19), \$36,000; One stroke over Brian Henninger.
May 21-23	NIKE Miami Valley Open; Heatherwoode GC; Springboro, OH; \$175,000; Emlyn Aubrey , 202 (-11), \$31,500; Four strokes over Larry Silveira.	Mar. 24-27	NIKE Louisiana Open; Le Triomphe CC; Broussard, LA; \$175,000; Bill Porter , 276 (-12), \$31,500; Two strokes over Brad Fabel.
June 3-6	NIKE Dominion Open; The Dominion Club; Glen Allen, VA; \$175,000; Angel Franco , 272 (-16), \$31,500; Two strokes over Rocky Walcher.		

Tournament Chronology (cont.)

Mar. 31-Apr. 3	NIKE Pensacola Open; The Moors GC; Milton, FL; Bruce Vaughan , 271 (-17); \$36,000; One stroke over Ron Philo, Jr.	Sept. 16-18	NIKE Boise Open; Hillcrest CC; Boise, ID; \$200,000; Keith Fergus (2), 198 (-15), \$36,000; Defeated Bill Murchison with par on second playoff hole.
Apr. 7-10	NIKE Mississippi Gulf Coast Classic; Windance G&CC; Gulfport, MS; \$175,000; John Elliott , 276 (-12), \$31,500; Defeated Chris Perry with par on second playoff hole.	Sept. 23-25	NIKE Tri-Cities Open; Meadow Springs CC; Richland, WA; \$175,000; Jerry Haas (2), 203 (-13), \$31,500; One stroke over Brad Fabel.
Apr. 15-17	NIKE Panama City Beach Classic; Hombre GC; Panama City Beach, FL; \$175,000; Keith Fergus , 202 (-14), \$31,500; Two strokes over Tommy Armour III.	Sept. 30-Oct. 2	NIKE Sonoma County Open; Windsor GC; Windsor, CA; \$175,000; Jerry Haas (3), 277 (-11), \$31,500; Two strokes over Woody Austin.
Apr. 21-24	NIKE Shreveport Open; Southern Trace CC; Shreveport, LA; \$175,000; Omar Uresti , 270 (-18), \$31,500; Defeated Pat Bates with par on sixth playoff hole.	Oct. 13-16	NIKE Tour Championship; Pumpkin Ridge GC (Ghost Creek Course); Cornelius, OR; \$225,000; Mike Schuchart , 277 (-11), \$40,500; One stroke over Emlyn Aubrey, Jeff Cook and Lee Rinker.
Apr. 28-May 1	NIKE Alabama Classic; Cherokee Ridge CC; Union Grove, AL; \$200,000; Tommy Tolles , 274 (-14), \$36,000; One stroke over Clark Burroughs.	1995	
May 5-8	NIKE South Carolina Classic; CC of South Carolina; Florence, SC; \$175,000; Charlie Rymer , 274 (-14), \$31,500; One stroke over Pat Bates.	Feb. 23-26	NIKE San Jose Open; Almaden CC; San Jose, CA; \$200,000; John Maginnes , 277 (-11), \$36,000; Three strokes over Larry Silveira.
May 12-15	NIKE Central Georgia Open; River North CC; Macon, GA; \$175,000; Rick Pearson , 273 (-15), \$31,500; Defeated Bill Murchison, Danny Briggs and Charlie Rymer with birdie on second playoff hole.	Mar. 2-5	NIKE Inland Empire Open; Moreno Valley GC (Mountain and Valley Nines); Moreno Valley, CA; \$200,000; Jeff Brehaut , 204 (-12), One stroke over Danny Briggs and David Toms.
May 19-22	NIKE Knoxville Open; Willow Creek GC; Knoxville, TN; \$200,000; Vic Wilk , 275 (-9), \$36,000; One stroke over Bill Murchison.	Mar. 16-19	NIKE Monterrey Open; Club Campestre, Monterrey, Mexico; \$225,000; Stuart Appleby , 273 (-15), \$40,500; Defeated Rafael Alarcon with birdie on seventh playoff hole.
May 26-29	NIKE Greater Greenville Classic; Verdae Greens GC; Greenville, SC; \$175,000; Scott Gump (2), 272 (-16), \$31,500; One stroke over Tim Conley.	Mar. 23-26	NIKE Louisiana Open; Le Triomphe G&CC; Broussard, LA; \$200,000; Stan Utley , 268 (-20), \$36,000; Two strokes over Keith Fergus.
June 2-5	NIKE Miami Valley Open; Heatherwoode GC; Springboro, OH; \$200,000; Tommy Armour III , 266 (-18), \$36,000; Three strokes over Jim Carter.	Mar. 30-Apr. 2	NIKE Pensacola Classic; The Moors GC; Milton, FL; \$200,000; Clarence Rose , 201 (-12), \$36,000; Three strokes over Hicks Malonson, Bill Buttner and Joe Cioe.
June 9-12	NIKE Cleveland Open; Quail Hollow Resort; Concord, OH; \$200,000; Tommy Armour III (2), 275 (-13), \$36,000; Defeated Scott Gump and Tom Scherrer with birdie on first playoff hole.	Apr. 6-9	NIKE Mississippi Gulf Coast Classic; Windance G&CC; Gulfport, MS; \$200,000; Allen Doyle , 273 (-15), \$36,000; Defeated Franklin Langham with par on second playoff hole.
June 16-19	NIKE Dominion Open; The Dominion Club; Glen Allen, VA; \$200,000; Sonny Skinner , 271 (-17), \$36,000; Defeated Jim Carter with birdie on first playoff hole.	Apr. 13-16	NIKE Tallahassee Open; Golden Eagle CC; Tallahassee, FL; \$200,000; Bill Murchison , 276 (-12), \$36,000; Five strokes over Olin Browne, Peter Persons and Tom Byrum.
June 23-26	NIKE Carolina Classic; Prestonwood CC; Cary, NC; \$200,000; Skip Kendall (2), 276 (-12), \$36,000; Two strokes over Pat Bates.	Apr. 20-23	NIKE Shreveport Open; Southern Trace CC; Shreveport, LA; \$200,000; Brad Fabel , 131 (-13), \$36,000; Four strokes over Chris Smith.
July 21-24	NIKE Gateway Classic; Lake Forest G&CC; Lake Saint Louis, MO; \$200,000; Brad Fabel , 279 (-9), \$36,000; One stroke over Jim Carter and Chris Perry.	Apr. 27-30	NIKE Alabama Classic; Cherokee Ridge CC; Union Grove, AL; \$200,000; Jerry Kelly , 273 (-15), \$36,000; Defeated Buddy Gardner with par on first playoff hole.
July 29-Aug. 1	NIKE Wichita Open; Reflection Ridge GC; Wichita, KS; \$175,000; Dennis Postlewait , 271 (-17), \$31,500; One stroke over Clark Burroughs.	May 4-7	NIKE South Carolina Classic; CC of South Carolina; Florence, SC; \$200,000; Jerry Foltz , 279 (-9), \$36,000; One stroke over Morris Hatalsky, Tim Simpson and Robert Wrenn.
Aug. 4-7	NIKE Dakota Dunes Open; Dakota Dunes CC; Dakota Dunes, SD; \$200,000; Pat Bates , 276 (-12), \$36,000; Two strokes over Rex Caldwell and Gary Webb.	May 11-14	NIKE Central Georgia Open; River North CC; Macon, GA; \$200,000; Matt Peterson , 268 (-20), \$36,000; Two strokes over Jeff Barlow.
Aug. 11-14	NIKE Ozarks Open; Highland Springs CC; Springfield, MO; \$200,000; Jerry Haas , 272 (-16), \$36,000; One stroke over Frank Conner.	May 18-21	NIKE Knoxville Open; Three Ridges GC; Knoxville, TN; \$200,000; Tom Scherrer , 275 (-13), \$36,000; Defeated Mike Sposa with birdie on first playoff hole.
Aug. 18-21	NIKE Texarakana Open; Texarkana CC; Texarkana, AR; \$200,000; Mike Brisky , 266 (-22), \$36,000; Seven strokes over Sonny Skinner.	May 25-28	NIKE Greater Greenville Classic; Verdae Greens GC; Greenville, SC; \$200,000; David Toms , 267 (-21), \$36,000; Defeated Tom Scherrer with birdie on first playoff hole.
Aug. 25-28	NIKE Permian Basin Open; The Club at Mission Dorado; Odessa, TX; \$175,000; Bruce Vaughan , 269 (-19), \$31,500; Four strokes over Gary Rusnak and Bob Wolcott.	June 1-4	NIKE Dominion Open; The Dominion Club; Richmond, VA; \$200,000; Hugh Royer III , 270 (-18), \$36,000; Defeated Tom Scherrer with birdie on first playoff hole.
Sept. 1-4	NIKE New Mexico Charity Classic; University of New Mexico Championship Course; Albuquerque, NM; \$175,000; Jim Carter , 272 (-16), \$31,500; One stroke over Emlyn Aubrey and Chad Ginn.	June 8-11	NIKE Miami Valley Open; Heatherwoode GC; Springboro, OH; \$200,000; Stan Utley (2), 264 (-20), \$36,000; Four strokes over John Hough and Steve Jurgensen.
Sept. 9-11	NIKE Utah Classic; Riverside CC; Provo, UT; \$175,000; Chris Perry , 205 (-11), \$31,500; One stroke over David Duval.	June 15-18	NIKE Cleveland Open; Quail Hollow Resort; Concord, OH; \$200,000; Karl Zoller , 274 (-14), \$36,000; Defeated Larry Silveira with par on first playoff hole.

Tournament Chronology (cont.)

June 22-25	NIKE Carolina Classic; Prestonwood CC; Cary, NC; \$200,000; Michael Christie , 266 (-22), \$36,000; Two strokes over Sean Murphy.	Apr. 18-21	NIKE Alabama Classic; Cherokee Ridge CC; Union Grove, AL; \$200,000; P.H. Horgan III , 202 (-14), \$36,000; One stroke over Jack O'Keefe.
June 29-July 2	NIKE Philadelphia Classic; Philmont CC; Huntingdon Valley, PA; \$200,000; Sean Murphy , 267 (-13), \$36,000; One stroke over Allen Doyle.	Apr. 25-28	NIKE Shreveport Open; Southern Trace CC; Shreveport, LA; \$200,000; Tim Loustalot , 277 (-11), \$36,000; One stroke over Joe Durant.
July 13-16	NIKE Buffalo Open; Brierwood CC; Hamburg, NY; \$200,000; Jerry Kelly (2), 274 (-14), \$36,000; One stroke over Tim Simpson.	May 9-12	NIKE Mississippi Gulf Coast Classic; Mississippi National GC; Gautier, MS; \$200,000; Joe Durant , 273 (-15), \$36,000; One stroke over Dave Rummells and Brett Quigley.
July 20-23	NIKE Gateway Classic; Lake Forest G&CC; Lake Saint Louis, MO; \$200,000; Chris Smith , 203 (-13), \$36,000; Defeated Glen Hnatiuk with birdie on first playoff hole.	May 16-19	NIKE Carolina Classic; Prestonwood CC; Cary, NC; \$200,000; Glen Hnatiuk , 205 (-11), \$36,000; Defeated Craig Perks with par on first playoff hole.
July 27-30	NIKE Wichita Open; Reflection Ridge GC; Wichita, KS; \$200,000; David Toms (2), 269 (-19), \$36,000; Defeated E.J. Pfister with eagle on second playoff hole.	May 23-26	NIKE Greater Greenville Classic; Verdae Greens GC; Greenville, SC; Michael Christie , 265 (-23), \$36,000; Six strokes over Danny Ellis.
Aug. 3-6	NIKE Dakota Dunes Open; Dakota Dunes CC; Dakota Dunes, SD; \$200,000; Chris Smith (2), 272 (-16), \$36,000; One stroke over Greg Hamilton and Clarence Rose.	May 30-June 2	NIKE Dominion Open; The Dominion Club; Glen Allen, VA; \$200,000; Olin Browne , 276 (-12), \$36,000; One stroke over Michael Christie, Rob McKelvey, Carl Paulson and Tray Tyner.
Aug. 10-13	NIKE Ozarks Open; Highland Springs CC; Springfield, MO; \$200,000; Mike Schuchart , 271 (-17), \$36,000; Defeated Stuart Appleby and P.H. Horgan III with birdie on second playoff hole.	June 6-9	NIKE Cleveland Open; Quail Hollow Resort (Devlin Course); Concord, OH; \$200,000; Greg Twiggs , 270 (-18), \$36,000; One stroke over Jimmy Johnston.
Aug. 17-20	NIKE Permian Basin Open; The Club at Mission Dorado; Odessa, TX; \$200,000; Hugh Royer III (2), 275 (-13), \$36,000; One stroke over Paul Claxton, Kawika Cotner, Chris Smith, Phil Tataurangi, Frank Conner, Franklin Langham and Dave Miley.	June 13-16	NIKE Knoxville Open; Three Ridges GC; Knoxville, TN; \$200,000; Eric Johnson , 272 (-16), \$36,000; Two strokes over Patrick Lee and Matt Peterson.
Aug. 24-27	NIKE Texarkana Open; Texarkana CC; Texarkana, AR; \$200,000; Allen Doyle (2), 269 (-19), \$36,000; One stroke over Gary Rusnak.	June 20-23	NIKE Ozarks Open; Highland Springs CC; Springfield, MO; \$200,000; Stewart Cink , 272 (-16), \$36,000; Defeated R.W. Eaks with birdie on third playoff hole.
Sept. 8-10	NIKE Utah Classic; Riverside CC; Provo, UT; \$200,000; Glen Hnatiuk , 203 (-13), \$36,000; Defeated Franklin Langham and Harry Rudolph with birdie on first playoff hole.	June 27-30	NIKE Dakota Dunes Open; Dakota Dunes CC; Dakota Dunes, SD; \$250,000; Gary Webb , 275 (-13), \$45,000; Defeated Chad Magee with birdie on second playoff hole.
Sept. 15-17	NIKE Tri-Cities Open; Meadow Springs CC; Richland, WA; Jeff Gove , 202 (-14), \$36,000; Defeated Franklin Langham with birdie on first playoff hole.	July 11-14	NIKE Buffalo Open; Brierwood CC; Hamburg, NY; \$200,000; Jimmy Green , 276 (-12), \$36,000; Defeated Jeff Gove with par on first playoff hole.
Sept. 22-24	NIKE Boise Open; Hillcrest CC; Boise, ID; \$250,000; Frank Lickliter , 200 (-13), \$45,000; One stroke over Kevin Burton and Craig Kanada.	July 18-21	NIKE Philadelphia Classic; Philmont CC; Huntingdon Valley, PA; \$200,000; Brett Quigley , 273 (-7), \$36,000; Two strokes over R.W. Eaks and Rocky Walcher.
Sept. 28-Oct. 1	NIKE Sonoma County Open; Windsor GC; Windsor, CA; \$200,000; Stuart Appleby (2), 269 (-19), \$36,000; Four strokes over Jerry Kelly, Bobby Collins and Joe Durant.	July 25-28	NIKE Miami Valley Open; Heatherwoode GC; Springboro, OH; \$200,000; J.P. Hayes , 265 (-19), \$36,000; Two strokes over Lee Porter and Greg Whisman.
Oct. 19-22	NIKE Tour Championship; Settin-down Creek GC; Roswell, GA; \$250,000; Allen Doyle (3), 283 (-5), \$45,000; Defeated John Maginnes with par on first playoff hole.	Aug. 1-4	NIKE Gateway Classic; Lake Forest G&CC; Lake Saint Louis, MO; \$200,000; Tim Conley , 278 (-10), \$36,000; Defeated Javier Sanchez with birdie on first playoff hole.
1996		Aug. 8-11	NIKE Omaha Classic; The Champions Club; Omaha, NE; \$200,000; Rocky Walcher , 267 (-21), \$36,000; One stroke over Michael Christie and Steve Larick.
Feb. 22-26	NIKE San Jose Open; Almaden CC; San Jose, CA; \$200,000; Larry Silveira , 207 (-9), \$36,000; Defeated Stewart Cink and Bobby Elliott with birdie on first playoff hole. (Playoff held Monday, Feb. 26)	200th TOURNAMENT	
Feb. 29-Mar. 3	NIKE Inland Empire Open; Moreno Valley Ranch GC (Mountain and Valley Nines); Moreno Valley, CA; \$200,000; Jim Estes , 272 (-16), \$36,000; One stroke over Rob Moss.	Aug. 15-18	NIKE Wichita Open; Reflection Ridge GC; Wichita, KS; \$200,000; Rick Cramer , 269 (-19), \$36,000; One stroke over J.P. Hayes, Jimmy Johnston and Craig Kanada.
Mar. 14-17	NIKE Monterrey Open; Club Campestre; Monterrey, Mexico; \$225,000; David Berganio, Jr. , 272 (-16), \$40,500; One stroke over Rafael Alarcon, Todd Demsey, Jack O'Keefe and Steve Rintoul.	Aug. 22-25	NIKE Permian Basin Open; The Club at Mission Dorado; Odessa, TX; \$200,000; Michael Christie (2), 270 (-18), \$36,000; Two strokes over Anthony Rodriguez.
Mar. 28-31	NIKE Louisiana Open; Le Triomphe CC; Broussard, LA; \$250,000; Paul Stankowski , 266 (-22), \$45,000; Four strokes over Greg Whisman.	Sept. 5-8	NIKE Colorado Classic; Riverdale GC (Dunes Course); Brighton, CO; \$200,000; Stewart Cink (2), 268 (-16), \$36,000; One stroke over David Berganio, Jr. and Michael Christie.
Apr. 4-7	NIKE Tallahassee Open; Golden Eagle CC; Tallahassee, FL; \$200,000; P.J. Cowan , 279 (-9), \$36,000; Defeated P.H. Horgan III with birdie on first playoff hole.	Sept. 12-14	NIKE Utah Classic; Riverside CC; Provo, UT; \$200,000; Michael Christie (3), 196 (-20), \$36,000; Four strokes over R.W. Eaks.
Apr. 11-14	NIKE South Carolina Classic; CC of South Carolina; Florence, SC; \$200,000; Dave Rummells , 276 (-12), \$36,000; Two strokes over Scott Petersen, P.H. Horgan III and Brad Ott.	Sept. 19-22	NIKE Boise Open; Hillcrest CC; Boise, ID; \$250,000; Matt Gogel , 270 (-14), \$45,000; One stroke over David Berganio, Jr., Brett Quigley and Stewart Cink.

Tournament Chronology (cont.)

Sept. 26-29 NIKE Tri-Cities Open; Meadow Springs CC; Richland, WA; \$200,000; **Phil Tataurangi**, 267 (-21), \$36,000; Six strokes over Skip Kendall.

Oct. 3-6 NIKE Olympia Open; Indian Summer G&CC; Olympia, WA; \$200,000; **Michael Clark**, 273 (-15), \$36,000; Four strokes over Eric Johnson.

Oct. 17-20 NIKE Tour Championship; Settindown Creek GC; Roswell, GA; \$250,000; **Stewart Cink** (3), 281 (-7), \$45,000; Four strokes over David Berganio, Jr.

1997

Jan. 30-Feb. 2 NIKE Lakeland Classic; Grasslands G&CC; Lakeland, FL; \$200,000; **Ryan Howison**, 269 (-19), \$36,000; Three strokes over Mark Carnevale.

Feb. 20-23 NIKE Inland Empire Open; Moreno Valley Ranch GC; Moreno Valley, CA; \$200,000; **Mark Carnevale**, 274 (-14), \$36,000; Two strokes over David Jackson.

Mar. 13-16 NIKE Monterrey Open; Club Campestre, Monterrey, Mexico; \$225,000; **Mike Small**, 270 (-18), \$40,500; One stroke over Mark Carnevale, Chris DiMarco and Brian Kamm.

Mar. 27-30 NIKE Louisiana Open; Le Triomphe CC, Broussard, LA; \$300,000; **Joe Daley**, 198 (-18), \$54,000; Three strokes over Bobby Wadkins.

Apr. 3-6 NIKE Greater Austin Open; The Hills CC, Austin, TX; \$200,000; **Eric Booker**, 140 (-4), \$36,000; One stroke over Brian Kamm.

Apr. 17-20 NIKE Mississippi Gulf Coast Classic; Mississippi National GC, Gautier, MS; \$200,000; **Jeff Brehaut**, 275 (-13), \$36,000; Six strokes over Ahmad Bateman and Tom Scherrer.

Apr. 24-27 NIKE Alabama Classic; Cherokee Ridge CC, Union Grove, AL; \$200,000; **John Elliott**, 204 (-12), \$36,000; Two strokes over Tom Shaw.

May 1-4 NIKE South Carolina Classic; CC of South Carolina, Florence, SC; \$200,000; **Harrison Frazar**, 271 (-17), \$36,000; Three strokes over R.W. Eaks.

May 8-11 NIKE Carolina Classic; Prestonwood CC, Cary, NC; \$200,000; **Ahmad Bateman**, 284 (-4), \$36,000; One stroke over Dennis Paulson, Terry Price and Steve Flesch.

May 15-18 NIKE Dominion Open; The Dominion Club, Glen Allen, VA; \$225,000; **Jeff Julian**, 277 (-11), \$40,500; One stroke over Bobby Wadkins.

May 29-June 1 NIKE Upstate Classic; Verdae Greens GC, Greenville, SC; \$200,000; **Chris Smith**, 267 (-21), \$36,000; Three strokes over Terry Price.

June 5-8 NIKE Knoxville Open; Three Ridges GC, Knoxville, TN; \$200,000; **Dave Rummells**, 271 (-17), \$36,000; Two strokes over Matt Gogel and Terry Price.

June 12-15 NIKE Miami Valley Open; Heatherwoode GC, Springboro, OH; \$200,000; **Trevor Dodds**, 262 (-22), \$36,000; Six strokes over Joe Daley.

June 19-22 NIKE Cleveland Open; Quail Hollow Resort (Devlin Course), Concord, OH; \$200,000; **Mike Small** (2), 270 (-18), \$36,000; One stroke over Patrick Sheehan.

July 3-6 NIKE Hershey Open; CC of Hershey, Hershey, PA; \$200,000; **Barry Cheesman**, 278 (-6), \$36,000; One stroke over Greg Leshner and Billy Downes.

July 10-13 NIKE Laurel Creek Classic; Laurel Creek CC; Moorestown, NJ; \$200,000; **Matt Gogel**, 269 (-15), \$36,000; One stroke over Dennis Paulson.

July 17-20 NIKE St. Louis Golf Classic; Missouri Bluffs GC; St. Charles, MO; \$200,000; **Todd Gleaton**, 261 (-23), \$36,000; Three strokes over Arden Knoll.

July 24-27 NIKE Wichita Open; Willowbend GC; Wichita, KS; \$200,000; **Ben Bates**, 269 (-19), \$36,000; Defeated Jeff Brehaut, Carl Paulson and Chris Smith with birdie on first playoff hole.

July 31-Aug. 3 NIKE Dakota Dunes Open; Dakota Dunes CC; Dakota Dunes, SD; \$300,000; **Chris Smith** (2), 268 (-20), \$54,000; Two strokes over Glen Hnatiuk.

Aug. 7-10 NIKE Omaha Classic; The Champions Club, Omaha, NE; \$200,000; **Chris Smith** (3), 258 (-26), \$36,000; 11 strokes over Barry Cheesman.

Aug. 14-17 NIKE Ozarks Open; Highland Springs CC, Springfield, MO; \$200,000; **Chris DiMarco**, 204 (-12), \$36,000; One stroke over Robin Freeman.

Aug. 21-24 NIKE Permian Basin Open; The Club at Mission Dorado, Odessa, TX; \$200,000; **Paul Gow**, 267 (-21), \$36,000; Two strokes over Steve Lamontagne.

Sept. 4-7 NIKE Colorado Classic; Riverdale GC, Brighton, CO; \$200,000; **Pat Bates**, 267 (-17), \$36,000; One stroke over J.L. Lewis.

Sept. 11-14 NIKE San Jose Open; Almaden CC, San Jose, CA; \$200,000; **R.W. Eaks**, 272 (-16), \$36,000; Two strokes over Mark Carnevale, Chris DiMarco, Steve Lamontagne, Iain Steel and J.L. Lewis.

Sept. 18-21 NIKE Boise Open; Hillcrest CC, Boise, ID; \$275,000; **Iain Steel**, 267 (-17), \$49,500; Three strokes over Carl Paulson.

Sept. 25-28 NIKE Tri-Cities Open; Meadow Springs CC, Richland, WA; \$200,000; **Todd Gleaton** (2), 283 (-5), \$36,000; One stroke over Kent Jones, Ray Stewart, Tim Loustalot, Rob Moss, Patrick Lee and Terry Price.

Oct. 2-5 NIKE Puget Sound Open; Indian Summer G&CC, Olympia, WA; \$200,000; **Kevin Johnson**, 198 (-8), \$36,000; Defeated Steve Jurgensen and Michael Clark with birdie on second playoff hole.

Oct. 9-12 NIKE Shreveport Open; Southern Trace CC, Shreveport, LA; \$200,000; **Mark Wurtz**, 273 (-13), \$36,000; One stroke over Brian Kamm. [Tournament rescheduled from April 10-13.]

Oct. 16-19 NIKE Tour Championship; Grand National GC (Lake Course), Opelika, AL; \$300,000; **Steve Flesch**, 278 (-10), \$54,000; Four strokes over Chris Smith.

1998

Jan. 8-11 NIKE Lakeland Classic; Grasslands G&CC; Lakeland, FL; \$225,000; **Casey Martin**, 269 (-19), \$40,500; One stroke over Steve Lamontagne.

Jan. 15-18 NIKE South Florida Classic; Palm-Aire CC (Palm Course); Pompano Beach, FL; \$225,000; **Eric Johnson**, 267 (-13), \$40,500; Two strokes over Chris Riley.

Feb. 5-8 NIKE Greater Austin Open; The Hills CC; Austin, TX; \$225,000; **Michael Allen**, 280 (-8), \$40,500; Two strokes over Gene Sauers and Chris Zambri.

Mar. 19-22 NIKE Monterrey Open; Club Campestre; Monterrey, Mexico; \$250,000; **Joe Ogilvie**, 274 (-14), \$45,000; Two strokes over Jaxon Brigman, John Elliott, Robin Freeman, Perry Moss, Chris Riley and John Wilson.

Mar. 26-29 NIKE Louisiana Open; Le Triomphe CC; Broussard, LA; \$300,000; **John Wilson**, 274 (-14), \$54,000; Five strokes over Steve Flesch.

Apr. 9-12 NIKE Shreveport Open; Southern Trace CC; Shreveport, LA; \$225,000; **Vance Veazey**, 280 (-8), \$40,500; Defeated John Wilson with birdie on first playoff hole.

Apr. 16-19 NIKE Upstate Classic; Verdae Greens GC; Greenville, SC; \$225,000; **Tom Scherrer**, 200 (-16), \$40,500; One stroke over J.L. Lewis.

Apr. 23-26 NIKE Huntsville Open; Hampton Cove GC (Highlands); Huntsville, AL; \$225,000; **Dennis Paulson**, 279 (-9), \$40,500; Defeated Brent Schwarzrock with par on first playoff hole.

Apr. 30-May 3 NIKE South Carolina Classic; CC of South Carolina; Florence, SC; \$225,000; **Gene Sauers**, 280 (-8), \$40,500; One stroke over Craig Kanada and Sean Murphy.

May 7-10 NIKE Carolina Classic; Raleigh CC; Raleigh, NC; \$225,000; **Brian Bateman**, 266 (-14), \$40,500; One stroke over Jimmy Green.

Tournament Chronology (cont.)

May 14-17	NIKE Dominion Open; The Dominion Club; Glen Allen, VA; \$225,000; Bob Burns , 274 (-14); \$40,500; Two strokes over Pat Bates, Eric Johnson, Perry Moss and Mike Sullivan.	1999	
May 28-31	NIKE Knoxville Open; Three Ridges GC; Knoxville, TN; \$225,000; Robin Freeman , 270 (-18); \$40,500; Defeated Ryan Howison with birdie on third playoff hole.	Jan. 7-10	NIKE South Florida Classic; Palm-Aire CC (Oaks Course); Pompano Beach, FL; \$225,000; Curt Byrum ; 275 (-9); \$40,500; Defeated Stan Utley with par on first playoff hole.
June 4-7	NIKE Miami Valley Open; Heatherwoode GC; Springboro, OH; \$225,000; Craig Bowden , 264 (-16); \$40,500; Two strokes over Doug Dunakey and Ryan Howison.	Jan. 14-17	NIKE Lakeland Classic; Grasslands GC; Lakeland, FL; \$225,000; Ryan Howison ; 275 (-12); \$40,500; One stroke over Jim McGovern, Glen Hnatiuk and Shaun Micheel.
June 11-14	NIKE Cleveland Open; Quail Hollow Resort (Devlin Course); Concord, OH; \$225,000; Doug Dunakey , 270 (-18); \$40,500; One stroke over Dennis Paulson.	Feb. 4-7	NIKE Florida Classic; Gainesville CC; Gainesville, FL; \$225,000; Richard Johnson ; 270 (-14); \$40,500; Two strokes over Bobby Wadkins.
June 18-21	NIKE Lehigh Valley Open; Center Valley Club; Center Valley, PA; \$225,000; Eric Booker , 271 (-17); \$40,500; Defeated Notah Begay III with par on ninth playoff hole.	Feb. 18-21	NIKE Mississippi Gulf Coast Open; The Oaks GC; Pass Christian, MS; \$250,000; Joel Edwards ; 280 (-8); One stroke over John Riegger.
June 25-28	NIKE Greensboro Open; Sedgefield CC; Greensboro, NC; \$225,000; Joe Ogilvie (2), 266 (-14); \$40,500; Four strokes over Chris Zambri.	Mar. 18-21	NIKE Monterrey Open; Club Campestre; Garza Garcia, N.L., Mexico; \$275,000; Steve Gotsche ; 270 (-18); Two strokes over Kelly Gibson.
July 2-5	NIKE Hershey Open; CC of Hershey (East); Hershey, PA; \$225,000; Michael Clark , 273 (-11); \$40,500; Two strokes over Bob Burns.	Mar. 25-28	NIKE Louisiana Open; Le Triomphe CC; Broussard, LA; \$300,000; Matt Gogel ; 277 (-11); \$54,000; One stroke over Kris Cox.
July 16-19	NIKE St. Louis Golf Classic; The Missouri Bluffs; St. Charles, MO; \$225,000; Chris Starkjohann , 263 (-17); \$40,500; One stroke over Notah Begay III.	April 15-18	NIKE Shreveport Open; Southern Trace CC; Shreveport, LA; \$225,000; Bob Heintz ; 283 (-5); \$40,500; One stroke over Joel Edwards and Craig Bowden.
July 23-26	NIKE Wichita Open; Willowbend CC; Wichita, KS; \$225,000; Emlyn Aubrey , 265 (-23); \$40,500; One stroke over Anthony Rodriguez and Carl Paulson.	April 22-25	NIKE South Carolina Classic; CC of South Carolina; Florence, SC; \$225,000; Kevin Johnson ; 279 (-9); \$40,500; One stroke over Bob Heintz.
July 30-Aug. 2	NIKE Dakota Dunes Open; Dakota Dunes CC; Dakota Dunes, SD; \$325,000; John Maginnes , 274 (-14); \$58,500; Defeated Sean Murphy and Ryan Howison with birdie on second playoff hole.	April 29-May 2	NIKE Upstate Classic; Verdae Greens GC; Greenville, SC; \$225,000; Steve Gotsche (2); 208 (-8); \$40,500; Two strokes over Sam Randolph, Jim Johnson and Jeff Gove.
Aug. 6-9	NIKE Omaha Classic; The Champions GC; Omaha, NE; \$250,000; Matt Gogel , 271 (-13); \$45,000; Defeated Jay Williamson with par on fourth playoff hole.	May 6-9	NIKE Carolina Classic; Raleigh CC; Raleigh, NC; \$225,000; Vance Veazey ; 269 (-15); \$40,500; One stroke over Glen Hnatiuk and Steve Haskins.
Aug. 13-16	NIKE Ozarks Classic; Highland Springs CC; Springfield, MO; \$225,000; Anthony Painter , 267 (-21); \$40,500; One stroke over Scott Dunlap.	May 13-16	NIKE Dominion Open; The Dominion Club; Richmond, VA; \$250,000; Darron Stiles ; 279 (-8); \$45,000; One stroke over Dick Mast and Mathew Goggin.
Aug. 20-23	NIKE Fort Smith Classic; Hardscrabble CC; Fort Smith, AR; \$225,000; Mark Hensby , 260 (-20); \$40,500; Two strokes over Woody Austin.	May 20-23	NIKE Knoxville Open; Fox Den CC; Knoxville, TN; \$225,000; Jeff Gove ; 277 (-11); \$40,500; One stroke over Carl Paulson, Marco Dawson and Glen Hnatiuk.
Aug. 27-30	NIKE Permian Basin Open; The Club at Mission Dorado; Odessa, TX; \$225,000; Stiles Mitchell , 276 (-12); \$40,500; Defeated Woody Austin and Jeff Barlow with par on first playoff hole.	June 10-13	NIKE Cleveland Open; Quail Hollow Resort; Concord, OH; \$225,000; Matt Gogel (2); 273 (-15); \$40,500; Defeated Casey Martin with eagle on the second playoff hole.
Sept. 10-13	NIKE Tri-Cities Open; Meadow Springs CC; Richland, WA; \$225,000; Matt Gogel (2); 276 (-12); \$40,500; Defeated Brian Bateman with birdie on third playoff hole.	June 17-20	NIKE Dayton Open; GC at Yankee Trace; Centerville, OH; \$250,000; John Wilson ; 268 (-20); \$45,000; One stroke over Brian Tennyson.
Sept. 17-20	NIKE Boise Open; Hillcrest CC; Boise, ID; \$300,000; Mike Sposa ; 265 (-19); \$54,000; Two strokes over Dennis Paulson and Notah Begay III.	June 24-27	NIKE Lehigh Valley Open; Center Valley Club; Center Valley, PA; \$225,000; Mathew Goggin ; 270 (-18); \$40,500; Two strokes over Matt Gogel.
Sept. 24-27	NIKE Oregon Classic; Shadow Hills CC; Junction City, OR; \$225,000; Charles Raulerson ; 272 (-16); \$40,500; Five strokes over Notah Begay III, Tom Scherrer and John Elliott.	July 1-4	NIKE Hershey Open; CC of Hershey (East Course); Hershey, PA; \$225,000; Edward Fryatt ; 275 (-5); \$40,500; Three strokes over Brett Wayment.
Oct. 1-4	NIKE San Jose Open; Almaden CC; San Jose, CA; Robin Freeman (2); 272 (-16); \$40,500; Defeated Tom Scherrer and Sean Murphy with with birdie on fourth playoff hole.	July 8-11	NIKE Greensboro Open; Sedgefield CC; Greensboro, NC; \$225,000; Shaun Micheel ; 269 (-11); \$40,500; One stroke over Garrett Willis.
Oct. 8-11	NIKE Inland Empire Open; Moreno Valley Ranch GC; Moreno Valley, CA; Charles Raulerson (2); 268 (-20); \$40,500; Three strokes over Jay Williamson.	July 22-25	NIKE Wichita Open; Willowbend GC; Wichita, KS; \$225,000; Brad Elder ; 268 (-20); \$40,500; Two strokes over Mark Wurtz.
Oct. 22-25	NIKE Tour Championship; Magnolia Grove (Crossings Course); Mobile, AL; Bob Burns (2); 283 (-5); \$63,000; Three strokes over Jeff Gove.	July 29-Aug. 1	NIKE Dakota Dunes Open; Dakota Dunes CC; Dakota Dunes, SD; \$350,000; Fran Quinn ; 270 (-18); \$63,000; Defeated Ryan Howison and Craig Kanada with birdie on the first playoff hole.
		Aug. 5-8	NIKE Omaha Classic; The Champions Club; Omaha, NE; \$300,000; Mathew Goggin (2); 264 (-24); \$54,000; Four strokes over Casey Martin.
		Aug. 12-15	NIKE Ozarks Open; Highland Springs CC; Springfield, MO; \$250,000; Ryan Howison (2); 270 (-18); \$45,000; Defeated Edward Fryatt with par on first playoff hole.

Tournament Chronology (cont.)

Aug. 19-22	NIKE Fort Smith Classic; Hardscrabble CC; Fort Smith, AR; \$250,000; Gary Webb ; 264 (-16); \$45,000; One stroke over Matt Peterson.	June 8-11	BUY.COM Dayton Open; The GC at Yankee Trace; Centerville, OH; \$425,000; Ian Leggatt ; 276 (-12); \$76,500; Defeated Chris Smith with birdie on first playoff hole.
Aug. 26-29	NIKE Permian Basin Open; Club at Mission Dorado; Odessa, TX; \$225,000; David Berganio ; 269 (-19); \$40,500; Two strokes over Paul Gow and Dicky Thompson.	June 15-18	BUY.COM Greater Cleveland Open; Quail Hollow CC (Devlin); Concord, OH; \$400,000; Deane Pappas ; 273 (-15); \$72,000; One stroke over Tjaart van der Walt.
Sept. 2-5	NIKE Utah Classic; Willow Creek CC; Sandy, UT; \$375,000; Carl Paulson ; 266 (-22); \$67,500; Six strokes over Marco Gortana and Craig Bowden.	June 22-25	BUY.COM Greensboro Open; Sedgefield CC; Greensboro, NC; \$400,000; Kent Jones (2); 263 (-17); \$72,000; Three strokes over Charles Howell (A) and Jay Hobby.
Sept. 9-12	NIKE Tri-Cities Open; Meadow Springs CC; Richland, WA; \$225,000; Glen Hnatiuk ; 278 (-10); \$40,500; One stroke over Larry Silveira and J.J. Henry.	June 29-July 2	BUY.COM Carolina Classic; Raleigh CC; Raleigh, NC; \$400,000; Mark Hensby ; 266 (-18); \$72,000; Defeated Manny Zerman with par on seventh playoff hole.
Sept. 16-19	NIKE Boise Open; Hillcrest CC; Boise, ID; \$325,000; Carl Paulson (2); 266 (-18); \$57,500; Four strokes over Joel Edwards and Michael Muehr.	July 6-9	BUY.COM Hershey Open; CC of Hershey (East Course); Hershey, PA; \$400,000; Paul Gow ; 281(-3); \$72,000; One stroke over Paul Claxton.
Sept. 23-26	NIKE Oregon Classic; Shadow Hills CC; Junction City, OR; \$225,000; Kelly Gibson ; 279 (-9); \$40,500; One stroke over Craig Perks.	July 13-16	BUY.COM Upstate Classic; Verdae Greens GC; Greenville, SC; \$400,000; Shane Bertsch ; 269 (-19); \$72,000; Four strokes over Timothy Straub.
Sept. 30-Oct. 3	NIKE Inland Empire Open; Moreno Valley Ranch GC; Moreno Valley, CA; \$225,000; Brad Elder (2); 267 (-21); \$40,500; Three strokes over Dick Mast.	July 20-23	BUY.COM Wichita Open; Willowbend GC; Wichita, KS; \$400,000; Ben Crane ; 263 (-25); \$72,000; Three strokes over Kelly Grunewald and Vance Veazey.
Oct. 7-10	NIKE New Mexico Classic; Santa Ana GC; Santa Ana Pueblo, NM; \$225,000; Dick Mast ; 267 (-13); \$40,500; Three strokes over Joel Edwards.	July 27-30	BUY.COM Dakota Dunes Open; Dakota Dunes CC; Dakota Dunes, SD; \$500,000; Spike McRoy ; 270 (-18); \$90,000; One stroke over Mike Schuchart.
Oct. 21-24	NIKE Tour Championship; Highland Oaks GC; Dothan, AL; \$400,000; Bob Heintz (2); 283 (-5); \$72,000; Defeated Marco Dawson with a birdie on first playoff hole.	Aug. 3-6	BUY.COM Omaha Classic; The Champions Club; Omaha, NE; \$500,000; David Berganio, Jr. ; 268 (-20); \$90,000; Defeated Ahmad Bateman with par on second playoff hole.
2000		Aug. 10-13	BUY.COM Ozarks Open; Highland Springs CC; Springfield, MO; \$425,000; Pat Perez ; 270 (-18); \$76,500; Defeated Pat Bates and Mike Heinen with birdie on first playoff hole.
Feb. 3-6	BUY.COM Florida Classic; Gainesville CC; Gainesville, FL; \$400,000; Fran Quinn ; 271 (-13); \$72,000; Three strokes over Mark Hensby.	Aug. 17-20	BUY.COM Fort Smith Classic; Hardscrabble CC; Fort Smith, AR; \$400,000; Tim Clark ; 264 (-16); \$72,000; Three strokes over Lee Rinker.
Feb. 10-13	BUY.COM Lakeland Classic; Grasslands G&CC; Lakeland, FL; \$400,000; Donnie Hammond ; 272 (-16); \$72,000; One stroke over Jeff Gallagher and Tom Kalinowski.	Aug. 24-27	BUY.COM Permian Basin Open; The Club at Mission Dorado; Odessa, TX; \$400,000; Kevin Johnson ; 268 (-20); \$72,000; Three strokes over Mark Hensby.
Mar. 2-5	BUY.COM Mississippi Gulf Coast Open; The Oaks GC; Pass Christian, MS; \$400,000; Tripp Isenhour ; 279 (-9); \$72,000; Two strokes over John Elliott.	Aug. 31-Sep. 3	BUY.COM Utah Classic; Willow Creek CC; Salt Lake City, UT; \$400,000; Andrew Morse ; 269 (-19); \$72,000; Two strokes over John Riegger.
Mar. 16-19	300th TOURNAMENT		
Mar. 16-19	BUY.COM Monterrey Open; Club Campestre; Garzia Garcia, N.L. Mexico; \$450,000; Briny Baird ; 268 (-20); \$81,000; Four strokes over Mark Hensby.	Sept. 7-10	BUY.COM Tri-Cities Open; Meadow Springs CC; Richland, WA; \$400,000; Darron Stiles ; 282 (-6); \$72,000; Two strokes over John Kernohan.
Mar. 30-Apr. 2	BUY.COM Louisiana Open; Le Triomphe Golf & CC; Broussard, LA; \$450,000; Rob McKelvey ; 274 (-14); \$81,000; One stroke over Guy Hill and Ian Leggatt.	Sept. 14-17	BUY.COM Boise Open; Hillcrest CC; Boise, ID; \$556,000; Tim Clark (2); 269 (-15); \$100,080; Six strokes over Patrick Burke and Steve Haskins.
April 13-16	BUY.COM Shreveport Open; Southern Trace CC; Shreveport, LA; \$400,000; Kent Jones ; 273 (-15); \$72,000; One stroke over Tripp Isenhour and Keith Clearwater.	Sept. 21-24	BUY.COM Oregon Classic; Shadow Hills CC; Junction City, OR; \$400,000; Keoke Cotner ; 272 (-16); \$72,000; Two strokes over Jody Bellflower and Tommy Biershenk.
April 27-30	BUY.COM South Carolina Classic; CC of South Carolina; Florence, SC; \$400,000; Jeff Gallagher ; 278 (-10); \$72,000; One stroke over Lee Porter and Chris Smith.	Sept. 28-Oct. 1	BUY.COM Monterey Peninsula Classic; Bayonet GC; Seaside, CA; \$450,000; Richard Johnson ; 285 (-3); \$81,000; One stroke over Michael Allen.
May 4-7	BUY.COM Knoxville Open; Fox Den CC; Knoxville, TN; \$400,000; J.J. Henry ; 273 (-15); \$72,000; One stroke over Tripp Isenhour, Chris Smith, Gene Sauers and Spike McRoy.	Oct. 5-8	BUY.COM New Mexico Classic; Santa Ana GC; Albuquerque, NM; \$425,000; Jason Gore ; 266 (-14); \$76,500; Three strokes over Mike Grob.
May 11-14	BUY.COM Richmond Open; Stonehenge Golf & CC; Richmond, VA; \$400,000; Steve Runge ; 272 (-8); \$72,000; Defeated Chris Smith with birdie on first playoff hole.	Oct. 12-15	BUY.COM Inland Empire Open; Empire Lakes GC; Rancho Cucamonga, CA; \$400,000; Scott Petersen ; 268 (-20); \$72,000; Four strokes over Craig Kanada, Chris Smith, Keith Clearwater, Eric Johnson, Michael Muehr and Lee Porter.
May 18-21	BUY.COM Virginia Beach Open; TPC of Virginia Beach; Virginia Beach, VA; \$400,000; Ryuji Imada ; 275 (-13); \$72,000; Five strokes over Todd Demsey.	Oct. 26-29	BUY.COM Tour Championship; Alabama's Robert Trent Jones Golf Trail; Dothan, AL; \$550,000; Spike McRoy (2); 272 (-16); \$99,000; Five strokes over Briny Baird.
June 1-4	BUY.COM Steamtown Classic; Glenmaura National GC; Moosic, PA; \$450,000; Jeff Hart ; 275 (-5); \$81,000; One stroke over Ian Leggatt.		

Tournament Chronology (cont.)

2001

- Mar. 8-11 BUY.COM Florida Classic; Gainesville CC; Gainesville, FL; \$425,000; **Chris Couch**; 269 (-15); \$76,500; One stroke over Chad Campbell.
- Mar. 15-18 BUY.COM Monterrey Open; Club Campestre; Garza Garcia, N.L., Mexico; \$450,000; **Deane Pappas**; 271 (-17); \$81,000; One stroke over Keoke Cotner and Tim Petrovic.
- Mar. 29-Apr. 1 BUY.COM Louisiana Open; Le Triomphe CC; Broussard, LA; \$450,000; **Paul Claxton**; 271 (-17); \$81,000; One stroke over Tim Petrovic and Steve Runge.
- April 19-22 BUY.COM Arkansas Classic; Diamante CC; Hot Springs Village, AR; \$450,000; **Brett Quigley**; 276 (-12); \$81,000; Three strokes over John Elliott.
- April 26-29 BUY.COM Charity Pro-Am; The Cliffs G&CC; Travelers Rest, SC; \$500,000; **Jonathan Byrd**; 269 (-18); \$90,000; One stroke over Brenden Pappas.
- May 3-6 BUY.COM Carolina Classic; TPC at Wakefield Plantation; Raleigh, NC; \$450,000; **John Maginnes**; 269 (-15); \$81,000; Two strokes over Ryuji Imada.
- May 10-13 BUY.COM Virginia Beach Open; TPC of Virginia Beach; Virginia Beach, VA; \$425,000; **Trevor Dodds**; 277 (-11); \$76,500; Three strokes over Deane Pappas.
- May 17-20 BUY.COM Richmond Open; Stonehenge G&CC; Richmond, VA; \$425,000; **Chad Campbell**; 263 (-21); \$76,500; Three strokes over Kelly Gibson.
- May 31-June 3 BUY.COM Steamtown Classic; Glenmaura National GC; Moosic, PA; \$425,000; **Jason Hill**; 272 (-8); \$76,500; Three strokes over Jonathan Byrd and Matt Peterson.
- June 7-10 Samsung Canadian PGA Championship; DiamondBack GC; Richmond Hill, Ontario, Canada; \$450,000; **Richard Zokol**; 271 (-17); \$81,000; Three strokes over Gary Hallberg.
- June 14-17 BUY.COM Greater Cleveland Open; Quail Hollow CC; Concord, OH; \$425,000; **Heath Slocum**; 267 (-21); \$76,500; One stroke over Ryuji Imada.
- June 21-24 BUY.COM Dayton Open; The GC at Yankee Trace; Centerville, OH; \$425,000; **Todd Barranger**; 262 (-26); \$76,500; One stroke over Bo Van Pelt.
- June 28-July 1 BUY.COM Knoxville Open; Fox Den CC; Farragut, TN; \$425,000; **Heath Slocum** (2); 265 (-23); \$76,500; Six strokes over Keoke Cotner and Joe Daley.
- July 5-8 BUY.COM Hershey Open; CC of Hershey (East Course); Hershey, PA; \$425,000; **John Rollins**; 273 (-11); \$76,500; Defeated Rod Pamplung with birdie on first playoff hole.
- July 12-15 BUY.COM Wichita Open; Crestview CC; Wichita, KS; \$425,000; **Jason Dufner**; 266 (-22); \$76,500; Three strokes over Todd Rose, David Gossett and Jeff Gove.
- July 19-22 BUY.COM Siouland Open; Dakota Dunes CC; Dakota Dunes, SD; \$425,000; **Pat Bates**; 273 (-15); \$76,500; One stroke over Matt Kuchar and Eric Meeks.
- July 26-29 BUY.COM Ozarks Open; Highland Springs CC; Springfield, MO; \$450,000; **Steve Haskins**; 131 (-13); \$81,000; One stroke over Omar Uresti. [unofficial victory]
- Aug. 2-5 BUY.COM Omaha Classic; The Champions Club; Omaha, NE; \$525,000; **Heath Slocum** (3); 266 (-22); \$94,500; One stroke over Rod Pamplung.
- Aug. 9-12 BUY.COM Fort Smith Classic; Hardscrabble CC; Fort Smith, AR; \$425,000; **Jay Delsing**; 263 (-17); \$76,500; Defeated Jeff Freeman with par on fourth playoff hole.

- Aug. 16-19 BUY.COM Permian Basin Open; The Club at Mission Dorado; Odessa, TX; \$425,000; **Chad Campbell** (2); 264 (-24); \$76,500; Four strokes over Todd Fischer.
- Aug. 30-Sep. 2 BUY.COM Utah Classic; Willow Creek CC; Sandy, UT; \$425,000; **David Sutherland**; 272 (-16); \$76,500; One stroke over Danny Briggs.
- Sept. 6-9 BUY.COM Tri-Cities Open; Meadow Springs CC; Richland, WA; \$425,000; **Guy Boros**; 274 (-14); \$76,500; Two strokes over Jeff Gove.
- Sept. 20-23 BUY.COM Boise Open; Hillcrest CC; Boise, ID; \$556,000; **Michael Long**; 270 (-14); \$100,080; One stroke over Tjaart van der Walt.
- Sept. 27-30 BUY.COM Inland Empire Open; Empire Lakes GC; Rancho Cucamonga, CA; \$425,000; **D.A. Points**; 267 (-21); \$76,500; Defeated Rod Pamplung and Mark Wurtz with birdie on third playoff hole.
- Oct. 4-7 BUY.COM Monterey Peninsula Classic; Bayonet GC; Seaside, CA; \$450,000; **Chad Campbell** (3); 280 (-8); \$81,000; One stroke over Deane Pappas.
- Oct. 11-14 BUY.COM Gila River Golf Classic; Whirlwind GC; Chandler, AZ; \$425,000; **Ben Crane**; 261 (-23); \$76,500; Defeated Jason Caron and Bo Van Pelt with birdie on fourth playoff hole.
- Oct. 18-21 BUY.COM Shreveport Open; Southern Trace CC; Shreveport, LA; \$425,000; **Pat Bates** (2); 268 (-20); \$76,500; One stroke over Brian Kamm.
- Oct. 25-28 BUY.COM Tour Championship; Senator Course at Capitol Hill; Prattville, AL; \$600,000; **Pat Bates** (3); 284 (-4); \$108,000; Three strokes over Tom Carter and Brenden Pappas.

2002

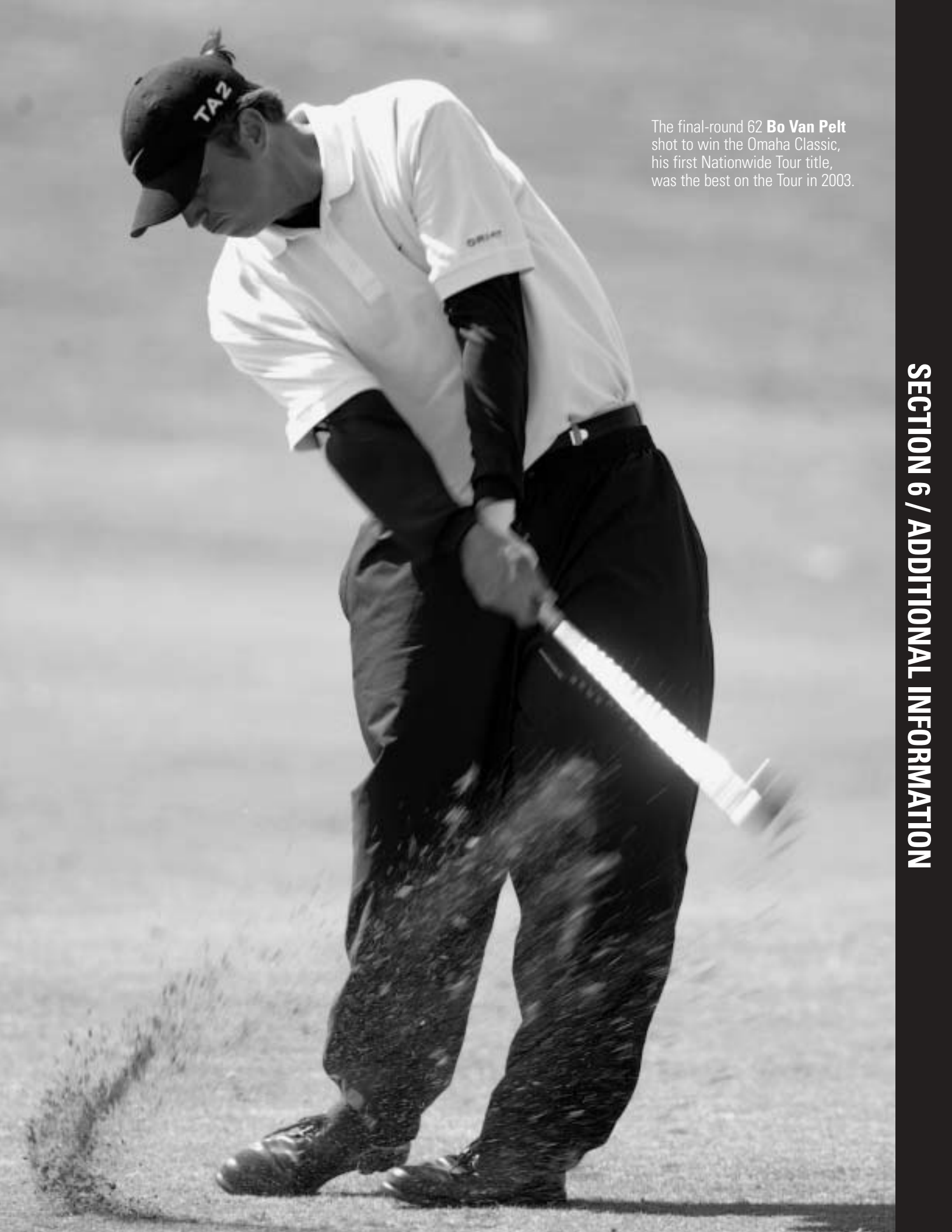
- Mar. 4-10 Jacob's Creek Open; Kooyonga GC; Adelaide, South Australia; \$500,000; **Gavin Coles**; 279 (-9); \$94,194; Two strokes over Bryce Molder.
- Mar. 11-17 Holden Clearwater Classic; Clearwater CC; Christchurch, New Zealand; \$500,000; **Peter O'Malley**; 271 (-17); \$94,590; Five strokes over Brad Ott.
- April 8-14 Louisiana Open; Le Triomphe CC; Lafayette, LA; \$450,000; **Steven Alker**; 264 (-24); \$81,000; Defeated Mike Heinen with par on second playoff hole.
- April 15-21 Arkansas Classic; Diamante CC; Hot Springs Village, AR; \$450,000; **Jace Bugg**; 271 (-17); \$81,000; One stroke over Jason Caron.
- April 22-28 BMW Charity Pro-Am at The Cliffs; The Cliffs G&CC (Cliffs Valley/Keowee Vineyards); Travelers Rest, SC; \$525,000; **Charles Warren**; 264 (-23); \$94,500; Four strokes over Todd Fischer.
- April 29-May 5 Virginia Beach Open; TPC of Virginia Beach; Virginia Beach, VA; \$425,000; **Cliff Kresge**; 277 (-11); \$76,500; Defeated Arron Oberholser with eagle on second playoff hole.
- May 6-12 Richmond Open; The Dominion Club; Glen Allen, VA; \$425,000; **Patrick Moore**; 268 (-20); \$76,500; One stroke over John Maginnes.
- May 13-19 SAS Carolina Classic; TPC at Wakefield Plantation; Raleigh, NC; \$450,000; **Zoran Zorkic**; 274 (-10); \$81,000; One stroke over Doug Barron.
- May 27-June 2 Northeast Pennsylvania Classic; Glenmaura National GC; Moosic, PA; \$450,000; **Gary Hallberg**; 275 (-9); \$81,000; Three strokes over Roger Tambellini.
- June 3-9 Samsung Canadian PGA Championship; DiamondBack GC; Ontario, Canada; \$450,000; **Arron Oberholser**; 268 (-16); \$81,000; Two strokes over Doug Barron.
- June 17-23 Lake Erie Charity Classic; Peek 'n Peak Resort (Upper Course); Findley Lake, NY; \$425,000; **Patrick Moore** (2); 275 (-9); \$76,500; One stroke over Hunter Haas.
- June 24-30 Knoxville Open; Fox Den CC; Knoxville, TN; \$425,000; **Darron Stiles**; 272 (-16); \$76,500; One stroke over Aaron Baddeley, Steve Ford.

Tournament Chronology (cont.)

July 1-7	Hershey Open; CC of Hershey (East Course); Hershey, PA; \$425,000; Cliff Kresge (2); 276 (-8); \$76,500; Defeated Brian Claar, Joel Kribel and Steve Ford with birdie on third extra hole.	Apr. 17-20	First Tee Arkansas Classic; Diamante CC; Hot Springs Village, AR; \$475,000; Ted Purdy ; 275 (-13); \$85,500; Defeated Chris Tidland with birdie on third playoff hole.
July 8-14	Dayton Open; The GC at Yankee Trace; Centerville, OH; \$425,000; Jason Buha ; 265 (-23); \$76,500; Three strokes over Todd Barranger and Marco Dawson.	Apr. 24-27	Rheem Classic; Hardscrabble CC; Fort Smith, AR; \$475,000; Zach Johnson ; 272 (-8); \$85,500; Defeated Steve Haskins with par on first playoff hole.
July 15-21	Fort Smith Classic; Hardscrabble CC; Fort Smith, AR; \$425,000; Todd Fischer ; 269 (-11); \$76,500; One stroke over Gavin Coles, Doug Barron and Andy Sanders.	May 1-4	BMW Charity Pro-Am at The Cliffs; Cliffs Valley Course/Keowee Vineyards; Travelers Rest, SC; \$575,000; Tripp Isenhour ; 269 (-18); \$103,500; Two strokes over Kyle Thompson.
July 22-28	Price Cutter Charity Championship; Highland Springs CC; Springfield, MO; \$475,000; Patrick Sheehan ; 269 (-19); \$85,500; Two strokes over Eric Meeks and Brian Wilson.	May 15-18	Virginia Beach Open; TPC of Virginia Beach; Virginia Beach, VA; \$450,000; Michael Long ; 277 (-11); \$81,000; Two strokes over Vaughn Taylor.
July 29-Aug. 4	Omaha Classic; The Champions Club; Omaha, NE; \$500,000; Jay Delsing ; 267 (-19); \$90,000; One stroke over Anthony Painter.	May 22-25	SAS Carolina Classic; TPC at Wakefield Plantation; Raleigh, NC; \$500,000; David Morland IV ; 268 (-16); \$90,000; One stroke over Rob Bradley and Vaughn Taylor.
Aug. 5-11	LaSalle Bank Open; Kemper Lakes GC; Long Grove, IL; \$425,000; Marco Dawson ; 276 (-12); \$76,500; Three strokes over Darron Stiles.	June 5-8	LaSalle Bank Open; The Glen Club; Glenview, IL; \$500,000; Andre Stolz ; 271 (-17); \$90,000; Two strokes over Tommy Tolles.
Aug. 12-18	Preferred Health Systems Wichita Open; Crestview CC; Wichita, KS; \$425,000; Tyler Williamson ; 272 (-8); \$76,500; One stroke over Keoke Cotner and Jeff Klauk.	June 12-15	Northeast Pennsylvania Classic; Glenmaura National GC; Moosic, PA; \$450,000; Blaine McCallister ; 265 (-19); \$81,000; Three strokes over Bill Glasson.
Aug. 19-25	Permian Basin Open; Midland CC; Midland, TX; \$425,000; Tag Ridings ; 272 (-16); \$76,500; Defeated Mark Hensby with eagle on first playoff hole.	June 19-22	Lake Erie Charity Classic at Peek'n Peak Resort; Upper Course; Findley Lake, NY; \$450,000; Guy Boros ; 275 (-13); \$81,000; One stroke over Chris Couch and Bob Heintz.
Sept. 2-8	Utah Classic; Willow Creek CC; Sandy, UT; \$425,000; Arron Oberholser (2); 202 (-14); \$76,500; Two strokes over Doug Barron and Brian Claar.	June 26-29	Knoxville Open; Fox Den CC; Knoxville, TN; \$475,000; Vaughn Taylor ; 268 (-20); \$85,500; Defeated Joe Ogilvie with birdie on first playoff hole.
Sept. 9-15	Oregon Classic; Shadow Hills CC; Junction City, OR; \$425,000; Jason Gore ; 270 (-18); Three strokes over Marco Dawson, Jeff Freeman, Patrick Moore, Arron Oberholser and Tag Ridings.	July 3-6	Samsung Canadian PGA Championship; DiamondBack GC; Richmond Hill, ON, Canada; \$450,000; Tom Carter ; 275 (-9); \$81,000; Defeated Jason Bohn with par on first playoff hole.
Sept. 16-22	Albertsons Boise Open; Hillcrest CC; Boise, ID; \$575,000; Jason Gore (2); 273 (-11); \$103,500; Two strokes over Emlyn Aubrey and Barry Cheesman.	July 10-13	The Reese's Cup Classic; Hershey GC (East Course); Hershey, PA; \$450,000; Joe Ogilvie (2); 274 (-10); \$81,000; Three strokes over Paul Claxton, Zach Johnson, David McKenzie and Wes Short.
Sept. 23-29	State Farm Open; Empire Lakes GC; Rancho Cucamonga, CA; \$450,000; Andy Miller ; 272 (-12); \$81,000; Defeated John Restino, Dave Stockton, Jr. and Doug Garwood with a birdie on the first playoff hole.	July 17-20	Henrico County Open; The Dominion Club; Glen Allen, VA; \$450,000; Mark Hensby ; 268 (-20); \$81,000; Defeated Zach Johnson with birdie on first playoff hole.
Sept. 30-Oct. 6	Bank of America Monterey Peninsula Classic; Bayonet Course; Seaside, CA; \$450,000; Roland Thatcher ; 283 (-5); \$81,000; Two strokes over Aaron Baddeley.	July 24-27	Dayton Open; The GC at Yankee Trace; Centerville, OH; \$450,000; Guy Boros (2); 265 (-23); \$81,000; Three strokes over Zach Johnson.
Oct. 7-13	Gila River Golf Classic; Whirlwind GC; Chandler, AZ; \$425,000; David Branshaw ; 262 (-22); \$76,500; Four strokes over Aaron Baddeley and Charles Raulerson.	400th TOURNAMENT	
Oct. 14-20	Hibernia Southern Open; Southern Trace CC; Shreveport, LA; \$425,000; David Morland IV ; 197 (-19); \$76,500; Three strokes over Steven Alker and John Morse.	July 31-Aug. 3	Chattanooga Classic; Black Creek Club; Chattanooga, TN; \$450,000; Jason Bohn ; 265 (-23); \$81,000; One stroke over Kyle Thompson.
Oct. 21-27	Tour Championship; Senator Course at Capitol Hill; Prattville, AL; \$600,000; Patrick Moore (3); 206 (-10); \$108,000; Two strokes over Steven Alker, Mike Heinen and Jeff Klauk.	Aug. 7-10	Omaha Classic; The Champions Club; Omaha, NE; \$550,000; Bo Van Pelt ; 262 (-26); \$99,000; Two strokes over Craig Lile.
2003		Aug. 14-17	Price Cutter Charity Championship; Highland Springs CC; Springfield, MO; \$525,000; Tom Carter (2); 267 (-21); \$94,500; One stroke over Roland Thatcher and Doug LaBelle II.
Feb. 27-Mar. 2	Jacob's Creek Open; Kooyonga GC; Adelaide, South Australia; \$614,000; Joe Ogilvie ; 279 (-5); \$115,007; One stroke over Shane Tait.	Aug. 21-24	Preferred Health Systems Wichita Open; Crestview CC; Wichita, KS; \$475,000; Jeff Klauk ; 265 (-19); \$85,500; One stroke over Mark Hensby and Mike Brisky.
Mar. 6-9	Clearwater Classic; Clearwater CC; Christchurch, New Zealand; \$583,287; Ryan Palmer ; 271 (-17); \$110,520; Three strokes over Andre Stolz.	Aug. 28-31	Alberta Calgary Classic; The Links at GlenEagles; Cochrane, Alberta, Canada; \$450,000; Tom Carter (3); 263 (-17); \$81,000; Five strokes over Nick Cassini.
Mar. 27-30	Chitimacha Louisiana Open; Le Triomphe CC; Broussard, LA; \$475,000; Brett Wetterich ; 264 (-24); \$85,500; Three strokes over Ken Duke.	Sept. 4-7	Envirocare Utah Classic; Willow Creek CC; Sandy, UT; \$450,000; Zach Johnson (2); 267 (-21); \$81,000; One stroke over Bobby Gage.
		Sept. 11-14	Oregon Classic; Shadow Hills CC; Junction City, OR; \$450,000; Chris Couch ; 274 (-14); \$81,000; Defeated Jason Bohn with birdie on first playoff hole.

Tournament Chronology (cont.)

Sept. 18-21	Albertsons Boise Open; Hillcrest CC; Boise, ID; \$600,000; Roger Tambellini ; 267 (-17); \$108,000; Six strokes over Charles Warren and Tripp Isenhour.	Oct. 16-19	Permian Basin Charity Golf Classic; Midland CC; Midland, TX; \$450,000; D.J. Brigman ; 272 (-16); \$81,000; One stroke over Jason Dufner, Mark Hensby and Jimmy Walker.
Sept. 25-28	Mark Christopher Charity Classic; Empire Lakes GC; Rancho Cucamonga, CA; \$450,000; James Oh ; 268 (-16); \$81,000; Defeated Jess Daley with birdie on third playoff hole.	Oct. 23-26	Miccosukee Championship; Miccosukee G&CC; Miami, FL; \$500,000; Craig Bowden ; 270 (-14); \$90,000; One stroke over Chris Couch.
Oct. 2-5	Monterey Peninsula Classic; Bayonet GC; Seaside, CA; \$450,000; Scott Gutschewski ; 276 (-12); \$81,000; Four strokes over Michael Allen, Rich Barcelo and Zach Johnson.	Oct. 30-Nov. 2	Nationwide Tour Championship; Robert Trent Jones Golf Trail (Senator Course at Capitol Hill); Prattville, AL; \$625,000; Chris Couch (2); 270 (-18); \$112,500; Three strokes over D.J. Brigman.
Oct. 9-12	Gila River Golf Classic at Wild Horse Pass Resort; Whirlwind GC (Cattail Course); Chandler, AZ; \$475,000; Lucas Glover ; 270 (-18); \$85,500; One stroke over John Elliott, Tommy Tolles and Robin Freeman.		

A black and white photograph of golfer Bo Van Pelt in the middle of a sand trap shot. He is wearing a white polo shirt, dark trousers, and a dark baseball cap with "TA2" on the back. He is holding a golf club, and a cloud of sand is being kicked up from the trap. The background is a blurred golf course.

The final-round 62 **Bo Van Pelt** shot to win the Omaha Classic, his first Nationwide Tour title, was the best on the Tour in 2003.

Nationwide Tour Volunteer and Charity of the Year

NATIONWIDE TOUR CHARITY OF THE YEAR

The award is based on nominees submitted by individual tournaments to the PGA TOUR. The Charity of the Year receives \$25,000 from the Nationwide Tour.

1999	Nebraska Children's Home Society	Omaha Classic
2000	St. Joseph's Center	Steamtown Classic
2001	Utah Boys Ranch	Utah Classic
	Boys & Girls Clubs of Metropolitan Phoenix	Gila River Golf Classic at Wild Horse Pass Resort
2002	Various	Lake Erie Charity Classic at Peek'n Peak Resort
2003	Boys & Girls Clubs of the Tennessee Valley	Knoxville Open

NATIONWIDE TOUR VOLUNTEER OF THE YEAR

The award is based on nominees submitted by individual tournaments to the PGA TOUR. Nationwide Tour events combined have approximately 30,000 volunteers.

1999	Judy Weekley	Ozarks Open
2000	Janet Madlock	Fort Smith Classic
2001	Joe Binsfeld	Gila River Golf Classic at Wild Horse Pass Resort
2003	Terry Mullins	Nationwide Tour Championship

Charity: Giving Back...The Heart of the PGA TOUR



Success on the PGA TOUR can be seen in the true mission of the organization: Giving back in the communities where we play.

This is evidenced by the efforts of tournaments, volunteers and players in raising money and awareness for charitable giving which has benefited countless people and programs.

The beneficiaries come from programs such as Children's Healthcare of Atlanta (BellSouth Classic) and the Boys and Girls Club of Assabet Valley (FleetBoston Classic), the 2002 PGA TOUR and Champions Tour Charities of the Year, respectively.

Children's Healthcare of Atlanta, one of the largest pediatric healthcare systems in the country, has received in excess of \$10 million from the BellSouth Classic since 1981. The Boys and Girls Club of Assabet Valley serves over 600 youth in the Concord, MA, area, an average of 90 children per day between the ages of 5 and 18, and thrives just nine years after closing.

The impact is also made by volunteers such as Dick Searle at the AT&T Pebble Beach National Pro-Am and Mary Wright at the Kroger Classic, the 2002 PGA TOUR and Champions Tour Volunteers of the Year, respectively. Searle has served at the Pebble Beach tournament for almost 60 years, following in his father's footsteps as a volunteer. Wright has donated her efforts for more than 20 years coordinating volunteers at professional golf events in the Cincinnati

area, including the Kroger Classic since its 1990 inception.

Tournaments make a great contribution in this area also, led by the EDS Byron Nelson Championship on the PGA TOUR, the BMW Charity Pro-Am at The Cliffs on the Nationwide Tour and the Toshiba Senior Classic and 3M Championship on the Champions Tour, which provided the largest donations to charity in 2003.

"Giving back to the communities in which our events are held is at the heart of the PGA TOUR," PGA TOUR Commissioner Tim Finchem said. "It reflects directly on a number of entities, namely tournaments, sponsors, players, volunteers and communities, all working together toward a common goal. Charity is what drives and motivates those involved to make the commitments and sacrifices they do."

"In addition, the individual players add charity dollars at their own charity events and contribute significantly to the overall mix." Players enthusiastically reach out to help the needy through charitable efforts in their own home communities.

Tom Watson served as a great example in 2003, helping to raise approximately \$3 million to support friend and caddie Bruce Edwards in his fight against ALS, including donating the \$1-million annuity from winning the Champions Tour's Charles Schwab Cup to the cause. Watson also was honored with the Card Walker Award, which recognizes a player's contribution to junior golf, for his work with young golfers in his hometown of Kansas City.

Since the first donation of \$10,000 by the Palm Beach Invitational in 1938, the combined charitable effort from all three Tours has reached more than \$800 million. All three Tours contributed in excess of \$70 million to charity in 2003.



In the communities where tournaments take place, giving back remains at the heart of the PGA TOUR.

Golf 20/20: Vision For the Future



In November 2000, senior members of the golf industry came together at World Golf Village for a conference called Golf 20/20: Vision for the Future, and embarked on an unprecedented collaborative effort to enhance the future of the game. The spirit of unity was so strong, and the commitment to make a difference so universal, that the decision was made to address some very specific issues and to make GOLF 20/20 an ongoing industry effort.

Golf 20/20 is a World Golf Foundation initiative that was started with the following stated mission: To align the golf industry behind a plan that addresses the future of golf in a strategic manner, with an emphasis on accelerating growth and participation, and creating new avenues of access into the game. The focus of the conference was not only on participation but also on interest, and three major targets were established with the goal of fulfilling them by the year 2020:

- Golf would be at a level of popularity in the United States equal to the National Football League.
- There would be 55 million participants in golf in the U.S.
- There would be one billion rounds of golf played each year.

Over the past several years a number of research projects have been undertaken, several communications initiatives started, and a variety of programs tested or implemented. The main areas of focus for GOLF 20/20 include the following:

Adult Player Development—The industry accepts research that demonstrates great interest in learning the game from adults who haven't done so. Link Up 2 Golf is a program dedicated to reaching those people. It was tested in the Raleigh-Durham area of North Carolina in 2001, expanded to seven markets in 2002, and a business plan for national expansion is in the works. The PGA of America and National Golf Course Owners Association oversee the program, and more information is available at www.linkup2golf.com.

Junior Golf—The USGA and its Foundation have overseen GOLF 20/20's efforts in junior golf, most notably the establishment of the ultimate junior golf Web site, juniorlinks.com, which includes a database of junior programs around the country. The Web site is a resource for youngsters, their parents and for junior golf program administrators. In 2003, GOLF 20/20 focused on developing

a National School Golf Program, which will be tested in 150 elementary schools in eight locations during the 2003-2004 school year. The program engages the physical education teachers in introducing golf and its positive values to kids in an environment that is both safe and fun.

Communication—In 2002 an industry Web site was established at www.golf2020.com; it houses all 20/20 research, reports and databases. Also this past year, GOLF 20/20 presented its first Industry Report, an global look at the state of the game.

Research—The supplement existing information GOLF 20/20 commissioned in 2001 an unprecedented study of segments within the game, information that was instrumental in formulating strategies. In 2002, two other studies were commissioned. The first revealed that golf is responsible for more than 3.2 billion dollars being generated for charities in the U.S. Each year. The second estimated the total golf economy in this country to be more than \$60 billion annually.

In its first two years the GOLF 20/20 Executive Board consisted of seven people, six of them representing associations. In an effort to bring more business diversity to the Board, it has been expanded to include 15 members. The new Executive Board includes:

Jim Awtrey, CEO, PGA of America
Joe Louis Barrow, Executive Director, The First Tee
Bob Dedman, Jr., Chairman and CEO, ClubCorp
Ron Drapeau, CEO, Callaway
David Fay, Executive Director, United States Golf Association
Tim Finchem, Commissioner, PGA TOUR
Michael Hughes, Executive Director, National Golf Course Owners Association
Sara Hume, Executive Director, Executive Women's Golf Association
David Manouagian, COO, The Golf Channel
Steve Mona, CEO, Golf Course Superintendents Association of America
Jim Nugent, Vice President and Publisher, GolfWeek
David Pillsbury, President, American Golf Company
Phil Trailies, CEO, Club Car
Wally Uihlein, President and CEO, Acushnet
Ty Votaw, Commissioner, LPGA

The First Tee



The First Tee is a World Golf Foundation initiative introduced in November of 1997 for the purpose of providing affordable golf access to everyone, especially children, who otherwise may not have the opportunity to play the game.

Over the past six years, The First Tee has evolved into a credible youth initiative where participants are positively influenced through exposure to important values and life skills while learning and playing the game of golf.

The First Tee Life Skills & Golf Experience is a program based on a set of Nine Core Values and developed around a curriculum that seamlessly incorporates life skills, such as goal setting, self discipline and self awareness, into each session. Children learn about themselves and others through exercises that teach lessons and skills that can be used both on and off the golf course.

Much of The First Tee's success is directly attributed to the support and guidance of five leading golf institutions in America that are The First Tee Founding Partners—the PGA TOUR, PGA of America, Ladies Professional Golf Association, United States Golf Association and Augusta National Golf Club. The support of these organizations, along with various individuals, associations, corporations, cities, counties and states, has helped The First Tee to develop facilities and programs where The First Tee Life Skills & Golf Experience can be delivered in communities across the country.

Building upon the accomplishment of achieving its initial goal of over 100 facilities in development by the end of the year 2000, The First Tee has set out to fulfill several new objectives by the end of 2005, which include:

- Introducing the game of golf and its values to 500,000 young people
- Expanding the number of dedicated The First Tee facilities to 250 that are either open or in development
- Establishing 500 affiliate relationships with existing golf courses or other golf facilities that will provide access to The First Tee Experience.



Joe Louis Barrow (center), Executive Director of the First Tee, with First Tee participants.

The First Tee is well on its way to achieving these objectives and looking forward to the next phase of a very bright and exciting future. The First Tee is grateful for the extraordinary commitment of the Chapter volunteers and staff combined with the local businesses and political leaders in each community who have embraced it.

For more information about The First Tee and how you might become involved, please visit www.thefirsttee.org.

PGATOURIMAGES.COM

One Stop Source for Official PGA TOUR Photos and Logos

The PGA TOUR Creative & Photographic Services Department's digital asset Web site, pgatourimages.com, presents a broad inventory of player and tournament photography — plus logos for all TOURs, tournaments and Tournament Players Clubs.

Designed for media and commercial use, this site expedites delivery of photos and logos as downloadable files or offers the option to record them to CD. It is a secure and convenient means for media and clients to review and either download or request a CD of player images, tournament scenics or logos. Requests are usually approved within 24 hours and CD orders approved before 3 p.m. ET will be shipped the same day. There is no charge for the use of the photography as long as it is for editorial or tournament promotion. We only ask you to provide an express carrier charge number if you request a CD.

The site features more than 10,000 images and logos including portrait and action shots of each active member of the PGA TOUR, Champions Tour and Nationwide Tour. Future plans include archived photos of noted golfers from the past and a significant selection of golf stock or non-TOUR images that can be

licensed for commercial use. Log on and set up your account so you can browse. There are no limits to the number of accounts per company. When Photographic Services receives your request via e-mail, it reviews the explanation of usage and approves you by e-mail, allowing you to download or order a CD.



Photography information:

Deborah Carrillo, (904) 280-2438 or dcarrillo@pgatourhq.com.

Logo Information:

John Rice, (904) 280-2436 or jrice@pgatourhq.com.

PGA TOUR Creative & Photographic Services, 13000 Sawgrass Village Circle, Suite 23, Ponte Vedra Beach, FL 32082

PGA TOUR Productions



PGA TOUR Productions is the television, film and video production company of the PGA TOUR.

With more than 160 hours of PGA TOUR programming appearing on ABC, CBS, NBC, ESPN, USA Network, The Golf Channel and Fox Sports Net, PGA TOUR Productions is the world's leading golf production company. Network shows have included "Like Father, Like Son," "Tales from Torrey Pines," and "PGA TOUR Fore! Kids." Shows highlighting the PGA TOUR's commitment to "Giving Back" have included "Every Moment Counts," hosted by Emmy Award-winning actor John Spencer ("The West Wing").

In addition to its network specials and popular weekly and monthly series, PGA TOUR Productions is an industry leader which also produces award-winning commercial advertising, infomercials and corporate, entertainment and sales videos.

This year, "Inside the PGA TOUR" celebrates 20 years on television, making it golf's longest-running weekly series. Beginning its third season on The Golf Channel, "Inside the PGA TOUR's" player hosts offer their unique, "inside" perspective into life on TOUR.

PGA TOUR Sunday on USA returns for its second successful season with host Fran Charles, player analyst John Cook and Golf World's Tim Rosaforte. PGA TOUR Sunday is the only live game-day style studio show leading into the

final round of each week's PGA TOUR event. This fast-paced, 60-minute show is produced at PGA TOUR Productions studios and is a perfect blend of golf lifestyle and entertainment where stars become players and players become stars. In 2003 celebrity guests have included Kevin Costner, Donald Trump and Adam Sandler. The show also includes analysis, highlights, player features and news live from that week's tournament site.

In addition, PGA TOUR Productions' studio will once again be the host anchor location for all of USA Network's coverage of 31 early round tournament telecasts.

PGA TOUR Productions serves a worldwide clientele by producing, in conjunction with the networks, international telecasts of PGA TOUR events. The PGA TOUR international feed serves South and Central America, South Africa, Europe and Asia. Telecasts and other programming are distributed to more than 140 countries, translated into 17 languages and available to more than 200 million homes around the world.

PGA TOUR Productions is housed in a 32,000-square-foot digital facility at the World Golf Village, located in St. Augustine, FL. Along with the latest in television and communications technology, Productions owns the world's most extensive golf footage archive. The World Golf Village is located adjacent to Interstate 95, just north of St. Augustine.



PGA TOUR
SUNDAY



Prize Money Distribution Charts

\$450,000

Position	Prize
1	\$81,000.00
2	48,600.00
3	30,600.00
4	21,600.00
5	18,000.00
6	16,200.00
7	15,075.00
8	13,950.00
9	13,050.00
10	12,150.00
11	11,250.00
12	10,350.00
13	9,450.00
14	8,550.00
15	8,100.00
16	7,650.00
17	7,200.00
18	6,750.00
19	6,300.00
20	5,850.00
21	5,400.00
22	5,040.00
23	4,680.00
24	4,320.00
25	3,960.00
26	3,780.00
27	3,600.00
28	3,420.00
29	3,240.00
30	3,060.00
31	2,970.00
32	2,880.00
33	2,790.00
34	2,700.00
35	2,610.00
36	2,520.00
37	2,430.00
38	2,340.00
39	2,250.00
40	2,160.00
41	2,070.00
42	1,980.00
43	1,890.00
44	1,800.00
45	1,755.00
46	1,710.00
47	1,665.00
48	1,620.00
49	1,597.50
50	1,575.00
51	1,552.50
52	1,530.00
53	1,507.50
54	1,485.00
55	1,462.50
56	1,440.00
57	1,417.50
58	1,395.00
59	1,372.50
60	1,350.00

\$475,000

Position	Prize
1	\$85,500.00
2	51,300.00
3	32,300.00
4	22,800.00
5	19,000.00
6	17,100.00
7	15,912.50
8	14,725.00
9	13,775.00
10	12,825.00
11	11,875.00
12	10,925.00
13	9,975.00
14	9,025.00
15	8,550.00
16	8,075.00
17	7,600.00
18	7,125.00
19	6,650.00
20	6,175.00
21	5,700.00
22	5,320.00
23	4,940.00
24	4,560.00
25	4,180.00
26	3,990.00
27	3,800.00
28	3,610.00
29	3,420.00
30	3,230.00
31	3,135.00
32	3,040.00
33	2,945.00
34	2,850.00
35	2,755.00
36	2,660.00
37	2,565.00
38	2,470.00
39	2,375.00
40	2,280.00
41	2,185.00
42	2,090.00
43	1,995.00
44	1,900.00
45	1,852.50
46	1,805.00
47	1,757.50
48	1,710.00
49	1,686.25
50	1,662.50
51	1,638.75
52	1,615.00
53	1,591.25
54	1,567.50
55	1,543.75
56	1,520.00
57	1,496.25
58	1,472.50
59	1,448.75
60	1,425.00

\$500,000

Position	Prize
1	\$90,000.00
2	54,000.00
3	34,000.00
4	24,000.00
5	20,000.00
6	18,000.00
7	16,750.00
8	15,500.00
9	14,500.00
10	13,500.00
11	12,500.00
12	11,500.00
13	10,500.00
14	9,500.00
15	9,000.00
16	8,500.00
17	8,000.00
18	7,500.00
19	7,000.00
20	6,500.00
21	6,000.00
22	5,600.00
23	5,200.00
24	4,800.00
25	4,400.00
26	4,200.00
27	4,000.00
28	3,800.00
29	3,600.00
30	3,400.00
31	3,300.00
32	3,200.00
33	3,100.00
34	3,000.00
35	2,900.00
36	2,800.00
37	2,700.00
38	2,600.00
39	2,500.00
40	2,400.00
41	2,300.00
42	2,200.00
43	2,100.00
44	2,000.00
45	1,950.00
46	1,900.00
47	1,850.00
48	1,800.00
49	1,775.00
50	1,750.00
51	1,725.00
52	1,700.00
53	1,675.00
54	1,650.00
55	1,625.00
56	1,600.00
57	1,575.00
58	1,550.00
59	1,525.00
60	1,500.00

\$525,000

Position	Prize
1	\$94,500.00
2	56,700.00
3	35,700.00
4	25,200.00
5	21,000.00
6	18,900.00
7	17,587.50
8	16,275.00
9	15,225.00
10	14,175.00
11	13,125.00
12	12,075.00
13	11,025.00
14	9,975.00
15	9,450.00
16	8,925.00
17	8,400.00
18	7,875.00
19	7,350.00
20	6,825.00
21	6,300.00
22	5,880.00
23	5,460.00
24	5,040.00
25	4,620.00
26	4,410.00
27	4,200.00
28	3,990.00
29	3,780.00
30	3,570.00
31	3,465.00
32	3,360.00
33	3,255.00
34	3,150.00
35	3,045.00
36	2,940.00
37	2,835.00
38	2,730.00
39	2,625.00
40	2,520.00
41	2,415.00
42	2,310.00
43	2,205.00
44	2,100.00
45	2,047.50
46	1,995.00
47	1,942.50
48	1,890.00
49	1,863.75
50	1,837.50
51	1,811.25
52	1,785.00
53	1,758.75
54	1,732.50
55	1,706.25
56	1,680.00
57	1,653.75
58	1,627.50
59	1,601.25
60	1,575.00

Prize Money Distribution Charts (cont.)

\$550,000

Position	Prize
1	\$99,000.00
2	59,400.00
3	37,400.00
4	26,400.00
5	22,000.00
6	19,800.00
7	18,425.00
8	17,050.00
9	15,950.00
10	14,850.00
11	13,750.00
12	12,650.00
13	11,550.00
14	10,450.00
15	9,900.00
16	9,350.00
17	8,800.00
18	8,250.00
19	7,700.00
20	7,150.00
21	6,600.00
22	6,160.00
23	5,720.00
24	5,280.00
25	4,840.00
26	4,620.00
27	4,400.00
28	4,180.00
29	3,960.00
30	3,740.00
31	3,630.00
32	3,520.00
33	3,410.00
34	3,300.00
35	3,190.00
36	3,080.00
37	2,970.00
38	2,860.00
39	2,750.00
40	2,640.00
41	2,530.00
42	2,420.00
43	2,310.00
44	2,200.00
45	2,145.00
46	2,090.00
47	2,035.00
48	1,980.00
49	1,952.50
50	1,925.00
51	1,897.50
52	1,870.00
53	1,842.50
54	1,815.00
55	1,787.50
56	1,760.00
57	1,732.50
58	1,705.00
59	1,677.50
60	1,650.00

\$600,000

Position	Prize
1	\$108,000.00
2	64,800.00
3	40,800.00
4	28,800.00
5	24,000.00
6	21,600.00
7	20,100.00
8	18,600.00
9	17,400.00
10	16,200.00
11	15,000.00
12	13,800.00
13	12,600.00
14	11,400.00
15	10,800.00
16	10,200.00
17	9,600.00
18	9,000.00
19	8,400.00
20	7,800.00
21	7,200.00
22	6,720.00
23	6,240.00
24	5,760.00
25	5,280.00
26	5,040.00
27	4,800.00
28	4,560.00
29	4,320.00
30	4,080.00
31	3,960.00
32	3,840.00
33	3,720.00
34	3,600.00
35	3,480.00
36	3,360.00
37	3,240.00
38	3,120.00
39	3,000.00
40	2,880.00
41	2,760.00
42	2,640.00
43	2,520.00
44	2,400.00
45	2,340.00
46	2,280.00
47	2,220.00
48	2,160.00
49	2,130.00
50	2,100.00
51	2,070.00
52	2,040.00
53	2,010.00
54	1,980.00
55	1,950.00
56	1,920.00
57	1,890.00
58	1,860.00
59	1,830.00
60	1,800.00

\$625,000

Position	Prize
1	\$112,500.00
2	67,500.00
3	42,500.00
4	30,000.00
5	25,000.00
6	22,500.00
7	20,937.50
8	19,375.00
9	18,125.00
10	16,875.00
11	15,625.00
12	14,375.00
13	13,125.00
14	11,875.00
15	11,250.00
16	10,625.00
17	10,000.00
18	9,375.00
19	8,750.00
20	8,125.00
21	7,500.00
22	7,125.00
23	6,750.00
24	6,375.00
25	6,125.00
26	5,875.00
27	5,625.00
28	5,375.00
29	5,125.00
30	4,875.00
31	4,687.50
32	4,500.00
33	4,312.50
34	4,125.00
35	3,937.50
36	3,750.00
37	3,625.00
38	3,500.00
39	3,375.00
40	3,250.00
41	3,125.00
42	3,000.00
43	2,875.00
44	2,750.00
45	2,625.00
46	2,500.00
47	2,437.50
48	2,375.00
49	2,312.50
50	2,250.00
51	2,187.50
52	2,125.00
53	2,093.75
54	2,062.50
55	2,031.25

(Nationwide Tour Championship)

Regulations – Media

The following regulations are to be followed by all members of the media:

1. A daily decal is necessary to walk inside the gallery ropes. All members of the media with such decal must remain not more than an arm's length from the ropes, so as to blend into the gallery and appear to be a part of the gallery at all times.
2. Players are not to be distracted during play. Do not interview players or ask them to pose for photographs during their rounds.
3. Do not interview players or ask them to pose for photographs during their practice sessions before a round, except by prior arrangement with the player.
4. If an interview is to be conducted in the practice areas, either the range or the putting green, it must be done by prior arrangement with the player, up against the ropes and not in the middle of the areas where it could be distracting to other players.
5. Do not disturb players at their 18th green and/or scoring tent until after they have checked, signed and returned their scorecards. Media are not allowed in the scoring tent.

Working Press Regulations

To avoid embarrassment to you and distraction to the contestants:

1. Do not walk or stand in playing areas.
2. Follow directions of marshals and other officials.
3. Do not interview during play. The leading players each day — and others requested — will be interviewed following their rounds in the Press Room interview area.

Tape Recorder Regulations

1. All tape recorder and/or video recorder work should be done in the proximity of the Press Room and/or clubhouse.

2. Tape recorders and/or video recorders are not permitted in the locker room.
3. Tape recorders and/or video recorders are not permitted within the playing area of the golf course unless written permission has been granted from PGA TOUR.

Weather Delay Guidelines

1. During weather-delay situations, no one other than players and essential staff will be permitted in the locker room. This means the media are not permitted in the locker room in such situations. However, whenever possible, arrangements will be made to provide players for interviews during such situations.
2. Fully accredited members of the news media will be welcome in the locker room at all other times to carry out their assigned duties. (Note: Cameras and tape recorders are not permitted in the locker room.)

The media person set forth below and the News Agency set forth below shall jointly and severally indemnify, defend and hold the Event, its host organizations and PGA TOUR and their respective officers, agents, representatives, successors and assigns harmless from and against any and all expenses, lawsuits, damages, costs and liabilities (including reasonable attorney's fees and expenses) incurred by, arising from, or in connection with, any actions of the media person set forth below.

The credentialed entity assumes all risk and danger incidental to the game of golf and releases PGA TOUR, Inc.-sanctioned tournaments and competitions and their host sites, title sponsors, host organizations, PGA TOUR, Inc., participating players, and all agents thereof from any and all liabilities resulting from such cases. The holders of the media credential grant permission to PGA TOUR, Inc., to utilize the holders' images or likenesses incidental to any live or recorded television or other transmission or reproduction in whole or in part of any PGA TOUR event they attend.

PGA TOUR MAY REVOKE CREDENTIALS AT ANY TIME FOR ANY REASON INCLUDING VIOLATIONS OF ANY OF THE FOREGOING REGULATIONS.

Regulations – On-Line Services

Media credentials will be issued only to personnel on assignment from recognized golf or legitimate news Internet sites, as determined by PGA TOUR in its sole discretion. Coverage obtained in accordance with these regulations can only be used on the credentialed website. Individuals representing multiple interests (such as a recognized golf magazine and an internet site) must agree to be bound by all applicable media regulations.

PGA TOUR retains exclusive media rights (including but not limited to network, cable, Internet, home video) to all events on the PGA TOUR, Champions Tour and Nationwide Tour. No audio or video coverage of any event is permitted without the prior written consent of PGA TOUR. Scores and statistics may be distributed only in accordance with these regulations.

1. Coverage must be part of the news portion of the Internet site identified below (the "Credentialed Site") and must not purport to be live, play-by-play or real-time coverage from the course.
2. Scoring and statistical information may only appear in the editorial news portion of the Credentialed Site and may be provided no sooner than 30 minutes after the actual occurrence of the shots, or after the time such information is legally available as public information if sooner than thirty minutes after the actual occurrence of the shots. No scoring or statistical information may be used by, sold, given, distributed or otherwise transferred to any party other than the Credentialed Site in any manner whatsoever, without the prior written consent of PGA TOUR.
3. Photographic images of PGA TOUR, Champions Tour and Nationwide Tour players may be used on the Credentialed Site for legitimate news coverage

only, and may be used together with news stories during the day's play, so long as such photographs are not used with other real-time or near-real-time information to create a "shot-by-shot" account of the day's play. Commercial exploitation of these images without written consent of the players and PGA TOUR is prohibited.

4. The Credentialed Site has rights only with respect to website media and has no rights with respect to any other media (including, without limitation, cellular or wireless devices) without the prior approval of the PGA TOUR.

The media person set forth below and the Internet Site set forth below shall jointly and severally indemnify, defend and hold the Event, its host organizations and PGA TOUR and their respective officers, agents, representatives, successors and assigns harmless from and against any and all expenses, lawsuits, damages, costs and liabilities (including reasonable attorney's fees and expenses) incurred by, arising from, or in connection with, any actions of the media person set forth below.

The credentialed entity assumes all risk and danger incidental to the game of golf and releases PGA TOUR, Inc.-sanctioned tournaments and competitions and their host sites, title sponsors, host organizations, PGA TOUR, Inc., participating players, and all agents thereof from any and all liabilities resulting from such cases. The holders of the media credential grant permission to PGA TOUR, Inc., to utilize the holders' images or likenesses incidental to any live or recorded television or other transmission or reproduction in whole or in part of any PGA TOUR event they attend.

PGA TOUR MAY REVOKE CREDENTIALS AT ANY TIME FOR ANY REASON INCLUDING VIOLATIONS OF ANY OF THE FOREGOING REGULATIONS.

Regulations – Photography

Photo credentials will be issued only to personnel on assignment from recognized and accredited publications or news services. Requests for photo credentials must be made by the appropriate news agency, not by the photographer. The credentialed entity has rights only with respect to photography and has no rights with respect to any other media without obtaining the proper and valid credentials for such media.

Photographic likenesses of PGA TOUR, Champions Tour and Nationwide Tour players and tournament courses may be used only by the news agency which the photographer represents for legitimate news coverage only. Any other use must be approved in advance in writing by the PGA TOUR. Photographs taken hereunder may not be archived nor sold or distributed in any manner without PGA TOUR's prior approval.

Photographs taken at any PGA TOUR, Champions Tour or Nationwide Tour tournament may not be sold or commercially exploited in any manner without the prior written consent of the PGA TOUR and the applicable course(s) and player(s).

Credentialed photographers will receive one of two types of photo credentials. A limited number of inside the rope photo credentials will be issued daily by the PGA TOUR Media Official on site and will permit the wearer access inside the ropes. Photographers who do not have an inside the ropes photo credential must stay outside the gallery ropes but are still required to check in with the on site PGA TOUR Media Official to receive the proper outside the ropes photo credential. Photographic assistants will not be issued photo credentials of any type.

Cameras must have **at least a 300mm lens**, and may be used only by accredited media representatives who have been issued photo credentials, and such use is subject to the following conditions:

1. Photographers with inside the ropes photo credentials must stay within one arm's length of the ropes at all time. Photographers without inside the ropes photo credentials are not permitted inside the ropes at any time.
2. Photographers are not permitted on the teeing ground, as determined by PGA TOUR.

3. The use of carts is prohibited at all times.
4. Photographers must not position themselves in the line of play. If requested to move by a player, his caddie or an official, the photographer will do so without delay or discussion.
5. No photograph shall be taken until a player has completed his stroke.
6. Players should not be asked to pose during a round.
7. Noise-free equipment must be used at all times.
8. Cameras are not permitted in the scoring tent or in the locker rooms.
9. The credentialed entity has rights only with respect to photography and has no rights with respect to any other media without obtaining the proper and valid credentials for such media.

The Photographer set forth below and the News Agency set forth below shall jointly and severally indemnify, defend and hold the Event, its host organization and PGA TOUR and their respective officers, agents, representatives, successors and assigns harmless from and against any and all expenses, lawsuits, damages, costs and liabilities (including reasonable attorneys fees and expenses) incurred by, arising from, or in connection with, any actions of the Photographer set forth below or the use of any photographs other than as set forth in these Photography Regulations.

The credentialed entity assumes all risk and danger incidental to the game of golf and releases PGA TOUR, Inc.-sanctioned tournaments and competitions and their host sites, title sponsors, host organizations, PGA TOUR, Inc., participating players, and all agents thereof from any and all liabilities resulting from such cases. The holders of the media credential grant permission to PGA TOUR, Inc., to utilize the holders' images or likenesses incidental to any live or recorded television or other transmission or reproduction in whole or in part of any PGA TOUR event they attend.

PGA TOUR MAY REVOKE CREDENTIALS AT ANY TIME FOR ANY REASON INCLUDING VIOLATIONS OF ANY OF THE FOREGOING REGULATIONS.

Regulations – Print

Media credentials will be issued only to personnel on assignment from recognized and accredited publications, as determined by PGA TOUR in its sole discretion. Individuals representing multiple interests (such as a recognized golf magazine and an Internet site) must agree to be bound by all applicable media regulations.

PGA TOUR retains exclusive media rights to all events on the PGA TOUR, Champions Tour and Nationwide Tour.

1. Only personnel with appropriate credentials will be permitted into the media center and locker room areas.
2. Tape recorders are not permitted in the locker room.
3. Players shall not be interviewed during play or after the round until the player has signed his scorecard.
4. Coverage shall be only for the News Agency set forth below and may not be sold or distributed to any other entity or party.
5. The use of golf carts is prohibited at all times.
6. Only personnel with appropriate credentials will be allowed inside the gallery ropes, and they must stay within one arm's length of the ropes at all times. All support personnel must remain outside the ropes.

7. The credentialed entity has rights only with respect to print publication media and has no rights with respect to any other media without obtaining the proper and valid credentials for such media.

The media person set forth below and the News Agency set forth below shall jointly and severally indemnify, defend and hold the Event, its host organizations and PGA TOUR and their respective officers, agents, representatives, successors and assigns harmless from and against any and all expenses, lawsuits, damages, costs and liabilities (including reasonable attorney's fees and expenses) incurred by, arising from, or in connection with, any actions of the media person set forth below.

The credentialed entity assumes all risk and danger incidental to the game of golf and releases PGA TOUR, Inc.-sanctioned tournaments and competitions and their host sites, title sponsors, host organizations, PGA TOUR, Inc., participating players, and all agents thereof from any and all liabilities resulting from such cases. The holders of the media credential grant permission to PGA TOUR, Inc., to utilize the holders' images or likenesses incidental to any live or recorded television or other transmission or reproduction in whole or in part of any PGA TOUR event they attend.

PGA TOUR MAY REVOKE CREDENTIALS AT ANY TIME FOR ANY REASON INCLUDING VIOLATIONS OF ANY OF THE FOREGOING REGULATIONS.

Regulations – Radio

PGA TOUR retains exclusive media rights (including, but not limited to, broadcast, cable, home video, Internet) to all events on the PGA TOUR, Champions Tour and Nationwide Tour. No live or tape-delayed broadcast of any portion of any PGA TOUR, Champions Tour or Nationwide Tour event is permitted without the prior written consent of PGA TOUR.

All radio media are permitted to broadcast highlights coverage of such events only under the following conditions, unless otherwise approved in writing by PGA TOUR:

1. Coverage shall not be in excess of three minutes of highlights and may not purport to be live, play-by-play coverage from the course.
2. All highlights coverage must be part of regularly scheduled news programs and may not be broadcast after 48 hours from the conclusion of the applicable tournament.
3. As the exclusive rightsholder, PGA TOUR may request copies of any coverage of PGA TOUR, Champions Tour and Nationwide Tour events. Such coverage will be provided to PGA TOUR upon request (PGA TOUR will pay industry standard copying and shipping costs).
4. The use of golf carts is prohibited at all times.
5. Only personnel with appropriate credentials will be permitted into the media center and locker room areas.
6. Tape recorders are not permitted in the locker room.
7. Radio broadcasters are not permitted inside the gallery ropes at any time.

8. Broadcasters are not permitted to talk to players during play or after the round until the player has signed his scorecard.
9. Broadcasters shall not sell or distribute any highlights coverage to any third party without PGA TOUR's prior approval.
10. The credentialed entity has rights only with respect to radio broadcast and has no rights with respect to any other media (including, without limitation, audio via the Internet) without obtaining the proper and valid credentials for such media.

The media person set forth below and the News Agency set forth below shall jointly and severally indemnify, defend and hold the Event, its host organizations and PGA TOUR and their respective officers, agents, representatives, successors and assigns harmless from and against any and all expenses, lawsuits, damages, costs and liabilities (including reasonable attorney's fees and expenses) incurred by, arising from, or in connection with, any actions of the media person set forth below.

The credentialed entity assumes all risk and danger incidental to the game of golf and releases PGA TOUR, Inc.-sanctioned tournaments and competitions and their host sites, title sponsors, host organizations, PGA TOUR, Inc., participating players, and all agents thereof from any and all liabilities resulting from such cases. The holders of the media credential grant permission to PGA TOUR, Inc., to utilize the holders' images or likenesses incidental to any live or recorded television or other transmission or reproduction in whole or in part of any PGA TOUR event they attend.

PGA TOUR MAY REVOKE CREDENTIALS AT ANY TIME FOR ANY REASON INCLUDING VIOLATIONS OF ANY OF THE FOREGOING REGULATIONS.

Regulations – Television

PGA TOUR retains exclusive media rights (including, but not limited to, broadcast, cable, home video, Internet) to all events on the PGA TOUR, Champions Tour and Nationwide Tour. No live or tape-delayed broadcast of any portion of any PGA TOUR, Champions Tour or Nationwide Tour event is permitted without the prior written consent of PGA TOUR. Coverage obtained by the credentialed entity below in accordance with these regulations can only be used by the credentialed entity for its television coverage and only with respect to television media. The credentialed entity has no rights with respect to any other media without obtaining the proper and valid credentials for such media.

All television media are permitted to broadcast highlights coverage of such events only under the following conditions unless otherwise approved in writing by PGA TOUR:

1. Televised coverage shall not be in excess of three minutes of highlights daily from each TOUR (and six minutes total for all three TOURs) and may not purport to be live, play-by-play coverage from the course. Requests for expanded coverage must be submitted in writing to PGA TOUR.
2. All highlights coverage must be part of regularly scheduled news programs.
3. Highlights from any day's play may not be broadcast or used for any other purpose after 48 hours following the conclusion of the applicable tournament.
4. No action footage of any day's play may be broadcast until that day's live or tape-delayed coverage by the television network is concluded.
5. Live coverage or reporting in excess of three minutes from a tournament site, including, without limitation, the course, media center, press room and interview room, is prohibited without the prior approval of PGA TOUR.
6. No footage may be used in any commercial manner or sold to any other broadcast entity or agency.

7. As the exclusive rights holder, PGA TOUR is the absolute owner of all footage shot at the tournament site (golf action or other footage) and may request copies of any footage shot at PGA TOUR, Champions Tour and Nationwide Tour events. Such footage will be provided to PGA TOUR upon request (PGA TOUR will pay industry standard copying and shipping costs).
8. The use of golf carts is prohibited at all times.
9. Only personnel with appropriate credentials will be allowed inside the gallery ropes, and they must stay within one arm's length of the ropes at all times. All support personnel must remain outside the ropes.
10. All uses of footage hereunder shall be made with a courtesy credit to PGA TOUR.

The media person set forth below and the News Agency set forth below shall jointly and severally indemnify, defend and hold the Event, its host organizations and PGA TOUR and their respective officers, agents, representatives, successors and assigns harmless from and against any and all expenses, lawsuits, damages, costs and liabilities (including reasonable attorney's fees and expenses) incurred by, arising from, or in connection with, any actions of the media person set forth below.

The credentialed entity assumes all risk and danger incidental to the game of golf and releases PGA TOUR, Inc.-sanctioned tournaments and competitions and their host sites, title sponsors, host organizations, PGA TOUR, Inc., participating players, and all agents thereof from any and all liabilities resulting from such cases. The holders of the media credential grant permission to PGA TOUR, Inc., to utilize the holders' images or likenesses incidental to any live or recorded television or other transmission or reproduction in whole or in part of any PGA TOUR event they attend.

PGA TOUR MAY REVOKE CREDENTIALS AT ANY TIME FOR ANY REASON INCLUDING VIOLATIONS OF ANY OF THE FOREGOING REGULATIONS.

Tournament Players Clubs

Tournament Players Club



The PGA TOUR's Tournament Players Club network has maintained a reputation for operating high-quality clubs since its inception 24 years ago. The TPC network continues to grow, with more than 30 facilities currently open or under construction, including several overseas.

TPCs encompass all forms of golf-related operations—resort facilities, corporate/private membership clubs and daily fee courses—and, as such, PGA TOUR Golf Course Properties, Inc. is able to match the type of facility with the demands of each market in which a club operates.

The network represents the highest standard in the golf course industry, commensurate with the members of the organization it represents, the players of the PGA TOUR. Each Tournament Players Club embodies the trademark of excellence first established with the flagship TPC at Sawgrass, which opened its world-famous Stadium Course in the fall of 1980 in Ponte Vedra Beach, FL. This commitment to overall excellence serves as the foundation for the network's overall success.

The TPC network was born through former PGA TOUR Commissioner Deane Beman's desire to provide TOUR players with quality golf courses that also would offer spectators enhanced viewing areas. Beman also reasoned that development of quality facilities would alleviate the TOUR's dependency

on the television dollar, while providing rent-free venues for tournaments. The savings in rent, in turn, would generate both increased purses and greater charitable contributions by the tournaments held at TPCs.

The TPC at Sawgrass was the first Tournament Players Club to hold a PGA TOUR event, becoming the permanent home of THE PLAYERS Championship in 1982. In 2003, 15 tournaments were conducted on TPC courses, bringing the total number of PGA TOUR, Champions Tour and Nationwide Tour events held at TPC facilities to 220.

Many of the top golf course architects are connected with Tournament Players Club projects, including Pete Dye, Tom Fazio, Arnold Palmer, Jack Nicklaus, Gary Player, Arthur Hills, Jay Morrish, Tom Weiskopf, Greg Norman, Bob Von Hagge and D.A. Weibring. The Tournament Players Club of Boston, which opened in 2002, was the fourth TPC course designed by Palmer Course Design Co. Weiskopf has designed his second TPC course for the new Tournament Players Club at Craig Ranch near Dallas, TX, scheduled to open in the summer of 2004.

Moreover, in recognizing the importance of player input for tournament courses, TOUR members have served as design consultants, working closely with the lead architect. Mark O'Meara, for instance, served as the player design consultant on the Tournament Players Club at Valencia (CA), which opened in June 2003, while Steve Elkington is the player consultant and Kelly Gibson the associate player consultant working with architect Pete Dye on the Tournament Players Club of Louisiana in New Orleans, scheduled to open in the spring.

Tournament Players Club Network

	Club	General Manager	Architect	Consultant	Tournament
1.	TPC at Sawgrass Ponte Vedra Beach, FL	John Huggins	Pete Dye	—	THE PLAYERS Championship (PGA TOUR)
2.	TPC at Eagle Trace Coral Springs, FL	Ray Dznowski	Arthur Hills	—	—
3.	TPC at River Highlands Cromwell, CT	Bill Whaley	Pete Dye/ DSI*	Howard Twitty/ Roger Maltbie	Buick Championship (PGA TOUR)
4.	TPC at Prestancia Sarasota, FL	Robert Norton	Ron Garl Von Hagge & Devlin	Mike Souchak	—
5.	TPC at Avenel Potomac, MD	Mike Sullivan	Ault, Clark & Associates	Ed Sneed	Booz Allen Classic (PGA TOUR)
6.	TPC of Scottsdale Scottsdale, AZ	Bill Grove	Jay Morrish/ Tom Weiskopf	Jim Colbert/ Howard Twitty	FBR Open (PGA TOUR)
7.	TPC at Southwind Memphis, TN	John Spiess	Ron Prichard	Hubert Green/ Fuzzy Zoeller	FedEx St. Jude Classic (PGA TOUR)
8.	TPC at Piper Glen Charlotte, NC	Ronnie Parker	Arnold Palmer	—	—
9.	TPC of Michigan Dearborn, MI	Steve Munch	Jack Nicklaus	—	Ford Senior Players Championship (Champions Tour)
10.	TPC of Tampa Bay Lutz, FL	Brady Boyd	DSI*	Chi Chi Rodriguez	Outback Steakhouse Pro-Am (Champions Tour)
11.	TPC at Summerlin Las Vegas, NV	Chuck Bombard	DSI*	Fuzzy Zoeller	TBA
12.	TPC at Heron Bay Coral Springs, FL	TBA	Mark McCumber	—	—
13.	TPC at The Canyons Las Vegas, NV	Dan Hammell	DSI*	Raymond Floyd	TBA

* PGA TOUR Design Services, Inc.

Tournament Players Club Network (cont.)

	Club	General Manager	Architect	Consultant	Tournament
14.	TPC at Sugarloaf Duluth, GA	Doug Meredith	Greg Norman	—	BellSouth Classic (PGA TOUR)
15.	TPC at Jasna Polana Princeton, NJ	John Buser	Gary Player	—	—
16.	TPC of Myrtle Beach Murrell's Inlet, SC	Rick Shoemaker	Tom Fazio	Lanny Wadkins	—
17.	TPC of Virginia Beach Virginia Beach, VA	Chris Coleman	Pete Dye	Curtis Strange	Virginia Beach Open (Nationwide Tour)
18.	TPC at Deere Run Silvis, IL	Kirk Deneke	D.A. Weibring/DSI*	—	John Deere Classic (PGA TOUR)
19.	TPC of the Twin Cities Blaine, MN	Alan Cull	Arnold Palmer	Tom Lehman	3M Championship (Champions Tour)
20.	TPC at Wakefield Plantation Raleigh, NC	Todd Harbour	Hale Irwin	—	SAS Carolina Classic (Nationwide Tour)
21.	TPC at River's Bend Maineville, OH	Bill Hughes	Arnold Palmer	—	Kroger Classic (Champions Tour)
22.	TPC of Boston Norton, MA	Jim O'Mara	Arnold Palmer	—	Deutsche Bank Championship (PGA TOUR)
23.	TPC at Valencia Valencia, CA	Perry Dickey	DSI*	Mark O'Meara	—
24.	TPC of Louisiana (2004) New Orleans, LA	Bill Delayo	Pete Dye	Steve Elkington Kelly Gibson (Assoc.)	HP Classic of New Orleans (PGA TOUR) (2005)
25.	TPC at Craig Ranch (2004) Dallas, TX	—	Tom Weiskopf	D.A. Weibring	—

Tournament Players Courses (Licensed Facilities — 5)

1.	TPC at The Woodlands The Woodlands, TX		Von Hagge & Devlin	—	—
2.	TPC Four Seasons Resort Las Colinas Irving, TX		Jay Morrish	Ben Crenshaw/ Byron Nelson	EDS Byron Nelson Championship (PGA TOUR)
3.	TPC at PGA West La Quinta, CA		Pete Dye	—	—
4.	TPC at Snoqualmie Ridge Snoqualmie Ridge, WA		Jack Nicklaus	—	—
5.	TPC of Cancun (2006) Cancun, Mexico		Nick Price	—	—

Other PGA TOUR Licensed Golf Properties (3)

1.	Golf Club of Jacksonville Jacksonville, FL	Ian Nicoll			
2.	Colbert Hills — A PGA TOUR Preferred Collegiate Golf Course Manhattan, KS	David Gourlay			
3.	Falconhead Golf Club — A PGA TOUR Signature Series Golf Course Austin, TX	Jimmy Terry			

* PGA TOUR Design Services, Inc.

ShotLink



The PGA TOUR has collaborated with IBM, the TOUR's Official Worldwide Information Technology Partner, on the PGA TOUR ShotLink System. The ShotLink System is a revolutionary platform for collecting and disseminating scoring and statistical data on every shot by every player in real-time during every tournament round.

The development of ShotLink started in 1997 when the TOUR decided to update its current scoring system, which was based on 1987 technology. The TOUR, in conjunction with IBM, conducted an extensive review process to formulate its strategy for the development and implementation of ShotLink. Following an evaluation of more than 30 companies, additional technology and implementation partners were identified: Information and Display Systems (IDS), Palm, Electronic Arts, Daktronics and two mapping vendors: GeoGolf and Geodetic Services. IBM provided overall project management, consulting services and server and networking technologies. ShotLink was introduced during the 2001 Buick Classic and represents the TOUR's scoring system for the future.

The accumulation, packaging and presentation of expanded shot and course information provides the basis for numerous fan enhancements. Current uses of ShotLink data include:

- Enhanced graphics and statistics in television broadcasts

- Expanded information and statistics for use by media
- Powering on-site and PGATOUR.COM tournament leaderboards
- Providing on-site media and hospitality access to live tournament information through Tournament Tracker, developed by IBM
- Powering PGA TOUR Mobile Link, the PGA TOUR's wireless application for use on PDAs and cell phones (available on PGATOUR.COM)
- Powering the exclusive AT&T Wireless #121 golf service
- Powering the TOURCast application on PGATOUR.COM, which launched in 2003.

In addition to current uses, ShotLink provides unlimited potential to develop fan enhancements and products over the next several years, including:

- Enhanced and interactive television
- On-site wireless and kiosk applications for tournament patrons
- Internet, PC and console games

Besides fan enhancements, ShotLink creates an ongoing historical archive of statistical information. This information is available to players through the PGA TOUR Links program, also built by IBM.

The ShotLink data is collected by volunteers utilizing a combination of Palm handheld devices and laser range finders.

Tour Wives Association



TOUR Wives Association, Inc. is a Florida not-for-profit corporation organized to render support for and provide assistance to needy children and their families through the means of charitable events. The Association is comprised of the wives of professional golfers on the PGA TOUR and Nationwide Tour, as well as individuals and corporations that support the TOUR Wives Association's many charitable endeavors.

Since its incorporation in 1988, the TOUR Wives Association has supported children's charities across the country by raising money for child-related charities and given much back to the game of golf through personal and monetary contributions. In addition to the funds that are raised, the wives visit different charities in the communities where golf tournaments are held, spending time and playing with children supported by the charities.

The TOUR Wives Association conducts numerous fundraisers to support its charities. These include tasting events, concerts, live and silent auctions and other activities.

The Association's favorite (and longest-running) fundraiser is the biannual TOUR Wives Golf Classic, a nine-hole tournament where the wives play golf and their husbands caddie. The TOUR Wives Golf Classic, first played in 1987, has been held at different courses around the country.

The TOUR Wives Association is currently selling its cookbook, Taste of the TOUR. The cookbook is a compilation of recipes from your favorite golfers and consists of 144 pages of recipes submitted by the families of players on TOUR, from their homes and their favorite restaurants at tournament sites. From simple to gourmet, the cookbook contains recipes for appetizers, soups and salads, breads and muffins, poultry and meat dishes, seafood, vegetables, rice and pasta dishes and desserts. This project is providing a continuing source of funds for its charities.

While its membership varies from year to year, the commitment of the TOUR Wives Association to making a difference in the lives of needy children stands strong. The Association's dedicated members, past and present, have reached deep into their resources to balance the demands of family, work and travel and have given generously of themselves to realize their ideals.

For information regarding the TOUR Wives Association, please contact Sara Moores at the PGA TOUR.

Weather Guidelines

Every effort will be made to finish each round as scheduled by Sunday. The first priority is always the competition and completion of 72 holes.

In an effort to achieve this objective by Sunday, 36 holes may be played on Sunday following a reduction of the field to the score which has the closest number of professionals to 60. If an equal number of professionals are at scores above and below the 60th position, the higher score will be used.

If conditions exist which prevent 72 holes from being completed by Sunday, play will always be extended to Monday if golf course conditions and the weather forecast permit. Play on Monday could include 36 holes.

If conditions exist which make the completion of 72 holes impossible, the next priority is to complete 54 holes; thereby the winner is credited with an official victory. Again, play in this situation will always be extended to Monday if conditions and weather permit.

If conditions exist which make the completion of 54 holes impossible, the next priority is to complete 36 holes; thereby players receive official money, although the winner is credited with an unofficial victory. Again, play in this situation may be extended to Monday.

In making decisions to extend play beyond Sunday or to reduce the tournament to fewer than 72 holes due to inclement weather, the on-site Tournament Director discusses the situation and conditions with a number of parties, including the host organization, title sponsor, host site (general manager and/or golf course superintendent), on-site weather forecaster, television representatives and the other members of the Rules Committee. Players typically have not been included in these discussions as the TOUR believes it is inappropriate for the Rules Committee to discuss matters directly affecting the competition with contestants.

World Golf Foundation

WORLD GOLF FOUNDATION

World Golf Foundation, a not-for-profit, 501(c)3 organization, was created in 1994 to unite the golf industry and those who love the game.

The board supports initiatives that promote, enhance the growth of, and provide access to the game of golf, while preserving golf's traditional values and passing them on to others.

There are four initiatives under the umbrella of the World Golf Foundation: the World Golf Hall of Fame, The First Tee, GOLF 20/20: Vision for the Future and the National Minority Golf Foundation. Each initiative has its own mission to enhance the game of golf's history, present and future.

World Golf Hall of Fame—Conceptualized in the late 1980s and open since 1998, it is committed to preserving golf's rich heritage, honoring the great players and contributors to the sport and setting the stage for future generations to learn about and enjoy the game. Members are honored in the 75,000 square-foot museum located at World Golf Village in St. Augustine, FL.

The First Tee—Announced in November of 1997, The First Tee is dedicated to providing affordable access to golf and strives to instill in young people life-

enhancing values such as honesty, integrity, sportsmanship and respect. These values are seamlessly taught through The First Tee Life Skills & Golf Experience, one of the unique features that differentiates The First Tee from many other successful junior golf programs. The intent is to offer opportunities for improvement in the quality of life and create a platform where children can increase their potential for success. The First Tee partners with local not-for-profit entities and municipalities to form The First Tee Chapters, which are responsible for developing The First Tee golf learning facilities. Currently, there are more than 135 open facilities spanning 40 states and two continents, including programs in Canada and Singapore.

GOLF 20/20: Vision for the Future—Initiated in 1999, it is devoted to aligning the golf industry behind a plan that addresses the future of golf in a strategic manner, with an emphasis on accelerating growth and participation and creating new avenues of access into the game.

National Minority Golf Program—Coming under the World Golf Foundation umbrella in 2001, it is primarily focused on developing career opportunities in golf for minorities.



World Golf Hall of Fame



Open since 1998, the World Golf Hall of Fame is the ultimate destination for the celebration and recognition of golf's greatest players and contributors and serves as an inspiration to golfers and golf fans worldwide. Supported by all of the world's leading golf organizations, the Hall of Fame honors its members through a creative, interactive and compelling guest experience. The World Golf Hall of Fame is located at World Golf Village in St. Augustine, FL.

The Members

The 71 players and contributors inducted into the former Hall of Fame in Pinehurst, NC, and the LPGA Hall of Fame were "grandfathered" into the World Golf Hall of Fame at the first induction ceremony held at World Golf Village in May 1998.

Nick Faldo and Johnny Miller were the first new players to be inducted into the World Golf Hall of Fame, and Amy Alcott, Seve Ballesteros and Lloyd Mangrum entered in 1999. Beth Daniel, Juli Inkster and Judy Rankin were inducted as part of the 2000 induction ceremony, along with Deane Beman, Sir Michael Bonallack, Jack Burke Jr., John Jacobs and Neil Coles. Donna Caponi, Karsten Solheim, Judy Bell, Allan Robertson, Payne Stewart and Greg Norman were inducted in 2001 and were followed by Tommy Bolt, Ben Crenshaw, Marlene Hagge, Tony Jacklin, Bernhard Langer and Harvey Penick in 2002. In 2003, Leo Diegel, Hisako "Chako" Higuchi, Nick Price and Annika Sorenstam were brought in, pushing the total number of inductees to 100.



Jack Peter
Vice President and
Chief Operating Officer
World Golf Hall of Fame

The Museum

The World Golf Hall of Fame includes memorabilia from its members as well as interactive exhibits and historical artifacts. In October of 2003, four new exhibits were unveiled to pay tribute to the Class of 2003, including the PGA TOUR's Nick Price. The exhibits follow the lives and careers of the most recent inductees through memorabilia and photos.

The museum also includes a life-size replica of the famous Swilcan Burn Bridge, an artificial 1880s-style putting green, with a hickory-shafted putter and gutta-percha ball from the era, and a state-of-the-art golf simulator, which allows guests to experience any one of more than 40 famous courses found around the world. The experience is never the same, with the museum's Wachovia Gallery featuring a new exhibit each year.

Guests visiting the Hall of Fame have the opportunity to take a fascinating one-hour behind-the-scenes tour with one of its knowledgeable volunteers. Visitors wishing to tour at their own pace can use a hand-held Acoustiguide®, with self-guided tours available in five languages.

Education

As part of its mission to be an inspiration to golfers and fans throughout the world, the World Golf Hall of Fame offers several initiatives to educate and connect children with the game. Three programs, sponsored by Shell Oil Company, are offered to teach children about various principles involved in the game: "Science of Golf," "Great Scot! Who Thought Up This Game Anyway?" and "The Grass is Always Greener on the Other Side." The fourth program, "Community Field Trip Fund," was established to provide area schools and children's charities the opportunity to see educational films at the World Golf Hall of Fame's IMAX® Theater.

As sole founding partner of World Golf Hall of Fame, Shell Oil Company provides financial support to the World Golf Foundation and supports its charitable initiatives aimed at introducing golf to young people, thereby promoting scholastic achievement, community service and those values intrinsic to the game of golf.

World Golf Hall of Fame Supporting Organizations

American Junior Golf Association
American Society of Golf Course Architects
Asian PGA
Augusta National Golf Club
Champions Tour
Champions Tour Tournament Association
Club Managers Association of America
Golf Course Builders Association of America
Golf Course Superintendents Association of America
Golf Writers Association of America
International Association of Golf Administrators
Japan Golf Tour Organization
Ladies Professional Golf Association

LPGA Tournament Sponsors Association
National Golf Course Owners Association
National Golf Foundation
Nationwide Tour
PGA of America
PGA European Tour
PGA TOUR
PGA Tour of Australasia
PGA TOUR Tournaments Association
Royal & Ancient Golf Club of St. Andrews
Royal Canadian Golf Association
Sunshine Tour
United States Golf Association

World Golf Hall of Fame Members (by year)

INDUCTED VIA THE FORMER WORLD GOLF HALL OF FAME IN PINEHURST, NC

(selected by the Golf Writers Association of America):

1974	Patty Berg, Walter Hagen, Ben Hogan, Robert Tyre Jones, Jr., Byron Nelson, Jack Nicklaus, Francis Ouimet, Arnold Palmer, Gary Player, Gene Sarazen, Sam Snead, Harry Vardon, Mildred Didrickson "Babe" Zaharias
1975	Willie Anderson, Fred Corcoran, Joseph C. Dey, Chick Evans, Tom Morris, Jr., John H. Taylor, Glenna Collett Vare, Joyce Wethered
1976	Tommy Armour, James Braid, Tom Morris, Sr., Jerome Travers, Mickey Wright
1977	Bobby Locke, John Ball, Herb Graffis, Donald Ross
1978	Billy Casper, Harold Hilton, Dorothy Campbell Hurd Howe, Bing Crosby, Clifford Roberts
1979	Louise Suggs, Walter Travis
1980	Lawson Little, Henry Cotton
1981	Lee Trevino, Ralph Guldahl
1982	Julius Boros, Kathy Whitworth
1983	Bob Hope, Jimmy Demaret
1985	JoAnne Gunderson Carner
1986	Cary Middlecoff
1987	Robert Trent Jones, Sr., Betsy Rawls
1988	Tom Watson, Peter Thomson, Bob Harlow
1989	Raymond Floyd, Nancy Lopez, Roberto De Vincenzo, Jim Barnes
1990	William C. Campbell, Paul Runyan, Gene Littler, Horton Smith
1992	Hale Irwin, Chi Chi Rodriguez, Richard Tufts, Harry Cooper

INDUCTED VIA THE LPGA HALL OF FAME:

1951	Betty Jameson
1977	Sandra Haynie, Carol Mann
1991	Pat Bradley
1993	Patty Sheehan
1994	Dinah Shore
1995	Betsy King
1999	Amy Alcott, Beth Daniel
2000	Juli Inkster
2003	Annika Sorenstam

ELECTED VIA THE LPGA VETERANS BALLOT:

2000	Judy Rankin
2001	Donna Caponi
2002	Marlene Hagge

ELECTED THROUGH THE PGA TOUR HALL OF FAME:

1996	Johnny Miller
1998	Lloyd Mangrum
2001	Greg Norman, Payne Stewart
2002	Ben Crenshaw
2003	Nick Price

ELECTED THROUGH THE INTERNATIONAL BALLOT:

1997	Seve Ballesteros, Nick Faldo
2001	Bernhard Langer (inducted in 2002)
2002	Tony Jacklin

SELECTED THROUGH VETERANS CATEGORY:

2000	Jack Burke, Jr.
2001	Allan Robertson
2002	Tommy Bolt
2003	Leo Diegel

SELECTED VIA LIFETIME ACHIEVEMENT CATEGORY:

2000	Deane Beman, Sir Michael Bonallack, Neil Coles, John Jacobs
2001	Judy Bell, Karsten Solheim
2002	Harvey Penick
2003	Chako Higuchi

World Golf Hall of Fame Members (Alphabetical)

Amy Alcott (1999)	Jimmy Demaret (1983)	Bernhard Langer (2002)	Gene Sarazen (1974)
Willie Anderson (1975)	Roberto De Vincenzo (1989)	Lawson Little (1980)	Patty Sheehan (1993)
Tommy Armour (1976)	Joseph C. Dey (1975)	Gene Littler (1990)	Dinah Shore (1994)
John Ball (1977)	Leo Diegel (2003)	Bobby Locke (1977)	Horton Smith (1990)
Seve Ballesteros (1997)	Chick Evans (1975)	Nancy Lopez (1989)	Sam Snead (1974)
Jim Barnes (1989)	Nick Faldo (1997)	Lloyd Mangrum (1998)	Karsten Solheim (2001)
Judy Bell (2001)	Raymond Floyd (1989)	Carol Mann (1977)	Annika Sorenstam (2003)
Patty Berg (1974)	Herb Graffis (1977)	Cary Middlecoff (1986)	Payne Stewart (2001)
Deane Beman (2000)	Ralph Guldahl (1981)	Johnny Miller (1996)	Louise Suggs (1979)
Tommy Bolt (2002)	Walter Hagen (1974)	Tom Morris, Jr. (1975)	John H. Taylor (1975)
Sir Michael Bonallack (2000)	Marlene Hagge (2002)	Tom Morris, Sr. (1976)	Peter Thomson (1988)
Julius Boros (1982)	Bob Harlow (1988)	Byron Nelson (1974)	Jerome Travers (1976)
Pat Bradley (1991)	Sandra Haynie (1977)	Jack Nicklaus (1974)	Walter Travis (1979)
James Braid (1976)	Chako Higuchi (2003)	Greg Norman (2001)	Lee Trevino (1981)
Jack Burke, Jr. (2000)	Harold Hilton (1978)	Francis Ouimet (1974)	Richard Tufts (1992)
Bill Campbell (1990)	Ben Hogan (1974)	Arnold Palmer (1974)	Harry Vardon (1974)
Donna Caponi (2001)	Bob Hope (1983)	Harvey Penick (2002)	Glenna Collett Vare (1975)
JoAnne Gunderson Carner (1985)	Dorothy Campbell Hurd Howe (1978)	Gary Player (1974)	Tom Watson (1988)
Billy Casper (1978)	Juli Inkster (2000)	Nick Price (2003)	Joyce Wethered (1975)
Neil Coles (2000)	Hale Irwin (1992)	Judy Rankin (2000)	Kathy Whitworth (1982)
Harry Cooper (1992)	Tony Jacklin (2002)	Betsy Rawls (1987)	Mickey Wright (1976)
Fred Corcoran (1975)	John Jacobs (2000)	Clifford Roberts (1978)	Mildred Didrickson "Babe" Zaharias (1974)
Henry Cotton (1980)	Betty Jameson (1951)	Allan Robertson (2001)	
Ben Crenshaw (2002)	Robert Trent Jones, Sr. (1987)	Chi Chi Rodriguez (1992)	
Bing Crosby (1978)	Robert Tyre Jones, Jr. (1974)	Donald Ross (1977)	
Beth Daniel (1999)	Betsy King (1995)	Paul Runyan (1990)	

World Golf Hall of Fame PGA TOUR Pioneers/Members

Willie Anderson (1975)

The son of a Scottish greenskeeper, Anderson emigrated to the U.S. at age 15 and became the first dominant player in America. He won the U.S. Open four times before age 27, including three consecutively from 1903 to 1905. Anderson finished in the top five 11 of the 14 times that he competed in the national championship.

Tommy Armour (1976)

A native of Edinburgh, the "Silver Scot" won the 1927 U.S. Western Open, the 1930 PGA Championship and the 1931 British Open. One of golf's most respected instructors, Armour excelled despite injuries suffered in World War I that left him with one eye and with metal plates in his head and arm.

Jim Barnes (1989)

An assistant pro in England at age 15, Barnes came to America at 19, and between 1916 and 1925 won all the major tournaments of his day: the Western Open in 1914, 1917 and 1919; the first two PGA Championships in 1916 and 1919; the 1921 U.S. Open; and the 1925 British Open.

Deane Beman (2000)

Commissioner of the PGA TOUR from 1974-1994, he created the Champions Tour, the Nationwide Tour and developed the "stadium golf" concept. As a player, Beman won the 1959 British Amateur, the 1960 and 1963 U.S. Amateurs, competed on four U.S. Walker Cup Teams and captured four PGA TOUR titles.

Tommy Bolt (2002)

Bolt was best known for his impeccable ball striking, colorful personality, stylish clothes and occasional temper tantrums. He did not join the U.S. tour until 1950 when he was 32. Bolt won the U.S. Open at age 40 and captured 15 TOUR titles. He was a founding member of the Champions Tour.

Julius Boros (1982)

An accountant by trade, Boros turned professional at age 30. Just two years later, in 1952, he won the U.S. Open and was named PGA Player of the Year. He claimed a second U.S. Open in 1963 at The Country Club in Brookline, MA, and in 1968 captured the PGA Championship at age 48.

Jack Burke, Jr. (2000)

A member of five U.S. Ryder Cup teams, serving as captain twice, Burke captured 15 PGA TOUR titles, including the 1956 Masters Tournament and 1956 PGA Championship. He won four consecutive tournaments in 1952. Burke is co-founder and president of the Champions Club in Houston, TX.

Billy Casper (1978)

A brilliant putter, Casper won the Vardon Trophy for lowest scoring average five times and was a member of eight Ryder Cup teams. Of his 60 career victories, three were major championships, including the 1966 U.S. Open, when he came from seven strokes back with nine holes to play to tie Arnold Palmer, then won their playoff.

Harry Cooper (1992)

Known as "Lighthorse Harry" for the speed at which he played, Cooper won more than 30 professional tournaments between 1926 and 1942. He was never able to capture a major championship, finishing second on three occasions. In 1937, he won nine tournaments and was the first winner of the Vardon Trophy for lowest scoring average.

Fred Corcoran (1975)

As tournament manager of the PGA of America from 1936 to 1947, Corcoran more than doubled the number of tour events. Working with Babe Zaharias and Patty Berg, and with financial support from Wilson, he was instrumental in forming the LPGA Tour in 1949. Also a promoter and agent, he founded the Golf Writers Association of America in 1946.

Ben Crenshaw (2002)

With one of the best putting strokes of all time, Crenshaw won 19 times on the PGA TOUR, including the Masters twice. He was on the 1971 and 1972 NCAA championship teams at the University of Texas and won three straight individual NCAA crowns. Crenshaw also has participated on four Ryder Cup teams and in 1999 captained the U.S. Ryder Cup team.

Jimmy Demaret (1983)

With a personality as colorful as his wardrobe, Demaret was one of golf's most popular figures for four decades. The Texas native once quit professional golf to become a nightclub singer but returned in 1938 and won the 1940 Masters. After serving in the Navy during World War II, he won the Masters in 1947 and 1950.

Roberto De Vincenzo (1989)

De Vincenzo, a native of Argentina, turned professional in 1938 at age 15. He joined the PGA TOUR in 1947 and collected nine victories. A truly international champion, he won more than 200 tournaments worldwide, most notably the 1967 British Open. In 1980 at Winged Foot, De Vincenzo won the inaugural U.S. Senior Open.

Joseph C. Dey (1975)

Golf's most respected administrator, Dey was named Executive Secretary of the USGA in 1934, a position he held for 34 years. As the first commissioner of what became the PGA TOUR, he guided the tournament players in their split from the PGA of America. In 1975 he became the second American to captain the Royal and Ancient.

Leo Diegel (2003)

A native of Detroit, MI, Diegel won consecutive PGA Championships in 1928 and 1929. In total, he won 31 PGA TOUR events during his career, including four Canadian Opens. Diegel was a member of the first four U.S. Ryder Cup teams between 1927 and 1933. After retiring in 1935 due to a hand injury, Diegel became a respected teacher.

Nick Faldo (1997)

In 20 years, Faldo has won more than 40 tournaments worldwide, including three British Opens and three Masters Tournaments, and competed on 11 European Ryder Cup Teams. In 1990, Faldo was the first international player to be named PGA of America Player of the Year.

Raymond Floyd (1989)

With the 1969 and 1982 PGA Championships and the 1976 Masters Tournament to his credit, Floyd was already a player of renown when he won his fourth major championship title. In 1986, at age 43, he captured the U.S. Open at Shinnecock Hills. His steely competitiveness carried over to a successful career on the Champions Tour.

Ralph Guldahl (1981)

In 1938, Guldahl quit tournament golf in frustration to sell cars in Dallas. He returned one year later and, with victories at Oakland Hills in 1937 and Cherry Hills in 1938, became one of the few players to capture consecutive U.S. Open titles. He also won three consecutive Western Opens and the 1939 Masters Tournament.

Walter Hagen (1974)

Flamboyant and charismatic, Hagen was the first professional to make a living playing golf, rather than teaching it. Wild off the tee, but superb at recovery, his fame mirrored his lifestyle. Captain of the first six American Ryder Cup teams, he won two U.S. Opens, four British Opens and five PGA Championships, including four consecutively.

Bob Harlow (1988)

Harlow, a newspaperman from Massachusetts, was best known as the founder of *Golf World*. As manager for Walter Hagen from 1921 to 1929, and later for Joe Kirkwood, he arranged exhibitions both nationally and abroad. From 1930 to 1935, he served as tournament manager for the PGA of America.

Ben Hogan (1974)

Hogan was legendary for his intensity and dedication to perfection. Having already claimed two PGA Championships and the U.S. Open by 1948, he suffered a life-threatening auto accident in 1949. Miraculously, he returned to win the U.S. Open in 1950, 1951 and 1953; the Masters Tournament in 1951 and 1953; and the 1953 British Open.

World Golf Hall of Fame PGA TOUR Pioneers/Members (cont.)

Hale Irwin (1992)

An All-American in golf and All-Conference in football at the University of Colorado, Irwin won the 1967 NCAA Golf Championship. Between 1974 and 1990, he captured three U.S. Open titles, the last at age 45 in a 19-hole playoff. After 1995, he devoted himself to golf course design and the Champions Tour.

Tony Jacklin (2002)

In 1969, Tony Jacklin became the first British player in 18 years to win the British Open. He followed that with the 1970 U.S. Open title, the first victory in that tournament by a British player in 50 years. Jacklin may be best remembered as Captain of the victorious European Ryder Cup teams in 1985, 1987 and 1989.

Bernhard Langer (2002)

Langer is the most accomplished golfer in German history. He accumulated more than 50 worldwide victories and won the Masters twice. Langer competed for Europe in 10 Ryder Cup competitions and amassed one of the best records for the European Team.

Lawson Little (1980)

Stocky and powerful, but renowned for his short game, Little's greatest achievements came as an amateur. In 1934 and 1935, he captured the "Little Slam," winning both the U.S. and British Amateur Championships. After turning professional in 1936, he won seven events, most notably the 1940 U.S. Open in a playoff with Gene Sarazen.

Gene Littler (1990)

Littler's first PGA TOUR win came in 1954 as an amateur. His last was in 1977 at age 47. He won the U.S. Amateur in 1953 and the U.S. Open in 1961, but lost both the Masters Tournament and the PGA Championship in playoffs. Littler amassed a total of 29 career PGA TOUR victories.

Lloyd Mangrum (1998)

Known as a tough competitor with an aggressive style of play, Mangrum competed in an era that also included Hall of Famers Ben Hogan, Byron Nelson, Jimmy Demaret and Sam Snead. He counted the 1946 U.S. Open among his 36 career victories.

Cary Middlecoff (1986)

After becoming the first amateur to win the North and South Open, Dr. Middlecoff abandoned a career in dentistry and turned professional in 1947. A brilliant analyst of the game and the golf swing, he won the U.S. Open in 1949 and 1956 and the Masters Tournament in 1955. He retired with 37 career victories.

Johnny Miller (1996)

Miller dominated international golf in the early 1970s, winning 20 tournaments in six years. A remarkable 63 in the final round secured his victory in the 1973 U.S. Open at Oakmont. Winner of the 1976 British Open at Royal Birkdale, Miller gained renown as a television commentator.

Byron Nelson (1974)

"Lord Byron" won two Masters Tournaments, two PGA Championships and the 1939 U.S. Open. He is best remembered for his 1945 season, when he won 19 tournaments, including 11 consecutively, finished second seven times and compiled a remarkable stroke average of 68.33. In 1947, at age 34, Nelson retired to his ranch in Texas.

Jack Nicklaus (1974)

The legendary Bobby Jones said of him: "He plays a game with which I am not familiar." In his monumental career, Nicklaus amassed 18 professional major championship victories, far surpassing any golfer before or since. With more than 100 victories around the world, "The Golden Bear" is arguably the best golfer of the modern era.

Greg Norman (2001)

The "Great White Shark" won the 1986 and 1993 British Opens in a professional career that has produced some 90 victories worldwide, including 20 PGA TOUR titles. He captured the Arnold Palmer Award as the TOUR's leading money-winner in 1986, 1990 and 1995. He won the 1994 PLAYERS Championship with a record 24-under-par total.

Arnold Palmer (1974)

The most charismatic player in history, Palmer's emergence in the late 1950s coincided with televised golf to generate unprecedented interest in the game. Palmer won the U.S. Amateur in 1954 and the U.S. Open in 1960. Also among the more than 80 professional victories he collected were four Masters Tournaments, two British Opens and five major championships on the Champions Tour.

Gary Player (1974)

This South African made up for his diminutive size with a rigorous schedule of fitness training and persistent practice unequaled in golf. His career victories numbered more than 120 worldwide and included all four major championships. Player found later success as a dominant force on the Champions Tour.

Nick Price (2003)

One of the more dominant players of the 1990s, winning two PGA Championships (1992, 1994) and a British Open (1994) among his 16 victories in that decade and 18 total. The South African, winner of more than 40 titles worldwide, is also a two-time PGA TOUR Player of the Year (1993, 1994) and a two-time Vardon Trophy winner (1993, 1997).

Chi Chi Rodriguez (1992)

Rodriguez won eight PGA TOUR events and collected more than 20 Champions Tour titles in his career. But it is his charitable work that will be best remembered. His pro-am tournament helped fund the Children's Hospital in his native Puerto Rico, and his Youth Foundation has raised millions for disadvantaged children in Florida.

Paul Runyan (1990)

Although one of the shortest hitters of his time, Runyan won more than 50 professional tournaments. After joining the tour in 1933, he captured 16 events in two years and was leading money-winner in 1933 and 1934. A highly regarded short game and putting instructor, he won the PGA Championship twice, in 1934 and 1938.

Gene Sarazen (1974)

Sarazen was the first golfer to win all four major championships. He won the U.S. Open in 1922 and 1932: the PGA in 1922, 1923, and 1933; and the British Open in 1932. But his victory in the 1935 Masters Tournament is best remembered for a remarkable final-round double-eagle on the 15th hole at Augusta National.

Horton Smith (1990)

In 1929, at age 21, Smith played in 19 professional events, winning eight and finishing second four times. He remained a top professional throughout the 1930s, winning the first and third Masters Tournaments in 1934 and 1936. His last tournament win came in 1941, the year before he left golf to join the army.

Sam Snead (1974)

"Slammin' Sam" is renowned for his classical swing and the longevity of his career. The winner of three PGA Championships, three Masters Tournaments and the British Open, he made eight Ryder Cup appearances and was captain of the U.S. Team three times. Snead recorded 82 TOUR victories, his last in 1965 at age 52.

Payne Stewart (2001)

Before his tragic death in a 1999 plane crash, Stewart had won 18 tournaments around the world, including three major championship titles: 1989 PGA Championship, 1991 and 1999 U.S. Open. While known for his trademark knickers and tam o'shanter cap, his love for the game and passion with which he played made him one of the most respected players of his time.

Peter Thomson (1988)

One of the most intriguing players the game has known, the Australian-born Thomson captured five British Open titles between 1954 and 1965, including three consecutively from 1954 to 1956. With wide interests that ranged from politics to music, Thomson maintained successful careers as a writer and golf course architect outside of competition.

World Golf Hall of Fame PGA TOUR Pioneers/Members (cont.)

Lee Trevino (1981)

The ultimate self-made champion, Trevino made the transition from assistant professional at a Texas driving range to U.S. Open champion. He captured that title twice, in 1968 and 1971. With two British Opens, two PGA Championships and six Ryder Cup appearances to his credit, he later had a dominant career on the Champions Tour.

Tom Watson (1988)

Watson's major championship victories include five British Opens and two Masters Tournaments. His victory in the 1982 U.S. Open featured a dramatic chip-in on the 17th hole at Pebble Beach. Arguably the most consistent player for a decade, he was the PGA TOUR's leading money-winner and Player of the Year four consecutive times from 1977 to 1980.

World Golf Village



World Golf Village is a 6,300-acre golf resort and residential community located 10 minutes northwest of historic St. Augustine, FL, and 30 minutes south of Jacksonville. Named one of the "Top 75 Golf Resorts" in the United States by Golf Digest, World Golf Village draws guests from all over the United States and from around the world, offering a wide variety of recreational, entertainment, corporate meeting and residential options.

The centerpiece of the Village is the World Golf Hall of Fame, a sports museum that pays tribute to the greatest players and contributors of the game. The

World Golf Hall of Fame features memorabilia from its members, as well as historical and interactive exhibits that enable visitors to see and experience some of golf's most exciting elements from the sport's infancy in Scotland to the present day.

Adjacent to the museum is the World Golf Hall of Fame IMAX® Theater, offering a variety of films that are both educational and entertaining on an 80-foot-wide-by-6-story-high screen. Along the Hall of Fame's Walk of Champions, a half-mile track built with more than 100,000 bricks that may be purchased by visitors through the Commemorative Brick Program, guests can attempt to hit a ball 132 yards to the Challenge Hole's island green or play a round on the 18-hole, real-grass putting course.

Encompassing nearly 400 acres, the World Golf Village championship golf courses include the King & Bear, the first course co-designed by World Golf Hall of Fame members Arnold Palmer and Jack Nicklaus, and the Slammer & Squire, built by Bobby Weed, with design consultants and World Golf Hall of Fame members Sam Snead and Gene Sarazen. Both courses, which have hosted 10 nationally televised broadcasts, combine challenging obstacles with playability for all levels of golfers.

The PGA TOUR Golf Academy opened in January 2002. Top-rated instructors, including Director of Instruction Scott Sackett, a Golf top 100 teacher, and resident PGA TOUR instructor Calvin Peete, a 12-time PGA TOUR winner, incorporate three teaching and video analysis systems into the lessons.

Set to open in the winter of 2004 and 2005 will be the first-ever PGA TOUR Spa. The world-class, full-service spa will be located in the King & Bear at World Golf Village as part of the Laterra resort community.

Dining options include the Murray brothers' Caddyshack, the flagship restaurant of actor-golfer Bill Murray and his five brothers, and Sam Snead's Tavern, loaded with memorabilia from Snead's life.



A view of the World Golf Hall of Fame at World Golf Village.

PGA TOUR STOP, one of the largest golf stores in the country, anchors the retail area of World Golf Village.

Accommodations at World Golf Village include the World Golf Village Renaissance Resort, a 10-story resort that features 301 guest rooms and the adjacent St. Johns County Convention Center. Comfort Suites offers an additional 162 suites.

PGA TOUR Productions and The First Tee® national headquarters are located on the Walk of Champions, as is The Learning Curve, where visitors can learn more about The First Tee program and how it impacts the lives of kids.

The Neighborhoods of World Golf Village is a distinctive residential community that blends world-class amenities with the convenience of shopping, healthcare, entertainment, first-rate schools and incredible golf. Each neighborhood offers individual amenities, such as pools and recreational facilities.

As sole founding partner of World Golf Village, Shell Oil Company provides financial support to the World Golf Foundation and supports its charitable initiatives aimed at introducing golf to young people, thereby promoting scholastic achievement, community service and those values intrinsic to the game of golf.

Playing only his second Nationwide Tour event, **Ryan Palmer** won the Clearwater Classic, a victory that helped him earn the sixth position on the Tour's money list.



Office of the Commissioner



Edward L. Moorhouse
Executive Vice President
and Co-Chief Operating Officer

Edward L. Moorhouse is Executive Vice President and Co-Chief Operating Officer of the PGA TOUR. He previously served as the TOUR's General Counsel and later as Chief Legal Officer.

Among his areas of responsibility are Legal Affairs, Business Development, Communications, Marketing, Retail Licensing, International Federation of PGA Tours, Broadcasting, Television, PGATOUR.COM, New Media and PGA TOUR Productions.

Business aspects of all three TOURs and Strategic Development report directly to him.

A 1975 summa cum laude graduate of Georgetown University with a degree in government, Moorhouse received his law degree (JD) with high honors from the University of Florida in 1978.

Moorhouse was a member of the Jacksonville (FL) law firm Smith and Hulsey for six years before joining the TOUR as Senior Vice President and Counsel for PGA TOUR Golf Course Properties in 1985.



Charles L. Zink
Executive Vice President
and Co-Chief Operating Officer

Charles L. Zink joined the PGA TOUR staff in 1986. He is Executive Vice President and Co-Chief Operating Officer after previously serving as Chief Financial Officer.

Zink is responsible for Financial Strategies and Operations, Championship Management and World Golf Championships, Executive and Corporate Affairs, Information Systems, Human Resources, Player/Employee Benefit Plans, Tournament Players Club Development and Operations, TPC Village, PGA TOUR Charities, Inc., World Golf Village Development and Operations, and The First Tee

program of the World Golf Foundation.

A 1971 graduate of the University of Maryland in Finance and Business Management, Zink earned a second degree from Maryland in 1975. He is a former member of Maryland's golf team.

Before joining the TOUR staff, Zink served four years as a Lieutenant in the United States Navy and had 11 years of experience with Price Waterhouse and Coopers & Lybrand in both Washington, D.C. and the United Kingdom in large and emerging business, financial management and audit.



Donna Orender
Senior Vice President
Strategic Development

Donna Orender was named Senior Vice President of Strategic Development in 2001. She previously served as Senior Vice President for Television, Productions and New Media.

In her expanded role in the Office of the Commissioner, Orender is responsible for the development and management of PGA TOUR strategic directions across all business lines, as well as the direct oversight of New Media, PGATOUR.COM and Brand Management and Marketing Support Services.

Her television production career started at ABC Sports and continued at SportsChannel. She was the first producer for "Inside the PGA TOUR" and owned her own company, Primo Donna Productions. Orender moved from New York City to Florida when PGA TOUR Productions moved to the Jacksonville area.

A graduate of Queens College in New York, Orender did post-graduate work at Adelphi University. She played three seasons in the Women's Professional Basketball League, where she was an All-Star. She also was a member of a U.S. basketball team that played in Israel.

Key Staff

COMMUNICATIONS



Bob Combs
Senior Vice President
Public Relations
and Communications



Dave Lancer
Director of
Information
PGA TOUR/
Director of
Public Relations
Nationwide Tour



Jeff Adams
Director
Public Relations
Champions Tour



Chris Smith
Director
Public Relations/
Business



Denise Taylor
Manager
Media Relations



Joe Chemycz
Media Official
Nationwide Tour



Ward Clayton
Director
Editorial Services



Ana Leaird
Director
Public Relations and
Media Operations
PGA TOUR



James Cramer
Senior Manager
Communications
and Media Operations



Laury Livsey
Manager
Corporate
Communications



John Bush
Media Official
Nationwide Tour

BRAND DEVELOPMENT



Jon Podany
Vice President
Brand Development
and Marketing
Support Services



Bill Calfee
Senior Vice President
and Chief of Operations

Bill Calfee is Senior Vice President of the PGA TOUR and Chief of Operations for the Nationwide Tour. A PGA TOUR player from 1976-85, Calfee is a 1971 economics graduate of the University of Maryland, where he was Scholar-Athlete of the Year as a senior. He left a successful financial planning and investment consulting business in Tampa in 1991 to return to the PGA TOUR as Director of Player Benefits and Services. Calfee became Vice President of Player Relations in 1993, and in 1995 was placed in charge of Competitions for all three TOURs. In 1999, he was named Chief Operating Officer of the Nationwide Tour. All elements of the day-to-day management of Nationwide Tour events are under his direction, including Nationwide Tour Agronomy. Specifically, the Rules, Administration, Operations and Tournament Business Affairs departments report directly to him. Calfee reports to the Office of the Commissioner.

TOURNAMENT BUSINESS AFFAIRS



Mike Stevens
Vice President
Tournament Business
Affairs and Sponsor
Development



Bill Oakley
Director
Tournament Business
Affairs and Sponsor
Relations



Tim Benton
Director
Tournament Business
Affairs and Sponsor
Relations

PLAYER RELATIONS



Marty Caffey
Director
Player Relations

FINANCE AND ADMINISTRATION / LEGAL



Ron Price
Senior Vice President
and Chief Financial Officer



Rick Anderson
Senior Vice President
and General Counsel

TOURNAMENT PLAYERS CLUBS



Vernon Kelly
President
PGA TOUR
Golf Course Properties



Pete Davison
Senior Vice President
and Chief Operating
Officer
Tournament Players Clubs

Key Staff (cont.)

COMPETITIONS AND RULES



Jim Duncan
Tournament Director
Wilmington, NC



Orlando Pope
Tournament Director
Flower Mound, TX



John Slater
Tournament Director
Heathrow, FL



Bill Clemmer
Tournament Official
Denver, NC



Brian Claar
Tournament Official
The Woodlands, TX



Matt Delaney
Tournament Official
Jacksonville, FL



Michael Combs
Tournament Official
Pinehurst, NC



Rich Pierson
Tournament Official
Plano, TX

AGRONOMY



Jon Scott
Vice President
Agronomy



Dennis Leger
Agronomist



Jeff Haley
Agronomist



Tom Brown
Agronomist



Harry Schuemann
Agronomist



Jay Spori
Agronomist



Cal Roth
Director
TPC Golf Course
Maintenance Operations



Collier Miller
Regional Director
TPC Golf Course
Maintenance Operations

TV / BROADCASTING / NEW MEDIA / PRODUCTIONS



Gil Kerr
Senior Vice President
Broadcasting, Programming
and Productions



Paul Johnson
Vice President
New Media



Tim Leisure
Vice President
International Television



Stu Nicol
Vice President and
Executive Producer
PGA TOUR Productions



Chuck Scoggins
Vice President
Operations
PGA TOUR Productions



Ashley Laughlin
Director
Programming

CORPORATE MARKETING / BUSINESS DEVELOPMENT



Tom Wade
Senior Vice President
and Chief Marketing
Officer

Three TOUR Schedules

PGA TOUR

	Date	Tournament	U.S. Television
Jan	5-11	Mercedes Championships†	ESPN
	12-18	Sony Open in Hawaii†	ESPN
	19-25	Bob Hope Chrysler Classic†	USA/ABC
	26-Feb 1	FBR Open†	USA/ABC
Feb	2-8	AT&T Pebble Beach Nat'l Pro-Am†	USA/CBS
	9-15	Buick Invitational†	USA/CBS
	16-22	Nissan Open†	USA/ABC
	23-29	WGC-Accenture Match Play†	ESPN/ABC
	23-29	Chrysler Classic of Tucson†	USA
Mar	1-7	Ford Championship at Doral	USA/NBC
	8-14	The Honda Classic	USA/NBC
	15-21	Bay Hill Invitational	USA/NBC
	22-28	THE PLAYERS Championship	ESPN/NBC
	29-Apr 4	BellSouth Classic	USA/NBC
Apr	5-11	The Masters#	USA/CBS
	12-18	MCI Heritage	USA/CBS
	19-25	Shell Houston Open	USA/CBS
	26-May 2	HP Classic of New Orleans	USA/CBS
May	3-9	Wachovia Championship	USA/CBS
	10-16	EDS Byron Nelson Championship	USA/CBS
	17-23	Bank of America Colonial	USA/CBS
	24-30	FedEx St. Jude Classic	USA/CBS
	31-Jun 6	the Memorial Tournament	ESPN/CBS
Jun	7-13	Buick Classic	USA/ABC
	14-20	U.S. Open#	ESPN/NBC
	21-27	Booz Allen Classic	USA/ABC
	28-Jul 4	Cialis Western Open	USA/ABC
Jul	5-11	John Deere Classic	USA/ABC
	12-18	British Open	TNT/ABC
	12-18	B.C. Open	USA
	19-25	Greater Milwaukee Open	USA/CBS
	26-Aug 1	Buick Open	USA/CBS
Aug	2-8	The INTERNATIONAL	USA/CBS
	9-15	PGA Championship#	TNT/CBS
	16-22	WGC-NEC Invitational	ESPN/CBS
	16-22	Reno-Tahoe Open	TGC
	23-29	Buick Championship	USA/CBS
	30-Sep 6	Deutsche Bank Championship§	USA/ABC
Sep	6-12	Bell Canadian Open§	ESPN
	13-19	Valero Texas Open§	ESPN
	17-19	Ryder Cup#	USA/NBC
	20-26	84 Lumber Classic of Pennsylvania§	ESPN
	27-Oct 3	WGC-American Express Champ§	ESPN/ABC
	27-Oct 3	Southern Farm Bureau Classic§	TBD
Oct	4-10	TBA	
	11-17	Chrysler Classic of Greensboro§	USA/ABC
	18-24	FUNAI Classic§	ESPN/ABC
	25-31	Chrysler Championship§	USA/ABC
Nov	1-7	THE TOUR Championship§	ESPN/ABC
	8-14	Franklin Templeton Shootout*	USA/CBS
	15-21	WGC-World Cup*	ESPN/ABC
	22-28	The Skins Game*	ABC
Dec	1-6	PGA TOUR Qualifying Tournament	TGC
	6-12	Target World Challenge*	USA/ABC
	18-19	Wendy's 3-Tour Challenge*	TBD

Champions Tour

	Date	Tournament	U.S. Television
Jan	19-25	MasterCard Championship	TGC
	31-Feb 1	Wendy's Champions Skins Game	ABC
Feb	2-8	Royal Caribbean Golf Classic	TGC
	9-15	The ACE Group Classic*	TGC
	16-22	Outback Steakhouse Pro-Am	TGC
Mar	1-7	MasterCard Classic	TGC
	8-14	SBC Classic*	TGC
	15-21	Toshiba Senior Classic	TGC
Apr	12-18	Blue Angels Classic	TGC
	19-25	Liberty Mutual Legends of Golf	ABC
	26-May 2	Bruno's Memorial Classic*	TGC
May	3-9	Kinko's Classic*	TGC
	17-23	Allianz Championship*	TGC
	24-30	Senior PGA Championship#	NBC
	31-Jun 6	Farmers Charity Classic	TGC
Jun	7-13	Bayer Advantage Celebrity Pro-Am	TGC
	21-27	FleetBoston Classic*	TGC
	28-Jul 4	Commerce Bank Long Island Classic*	TGC
Jul	5-11	Ford Senior Players Championship	CBS
	19-25	Senior British Open#	ABC
	26-Aug 1	U.S. Senior Open#	NBC
Aug	2-8	3M Championship	TGC
	16-22	Greater Hickory Classic at Rock Barn*	TGC
	23-29	JELD-WEN Tradition	TGC
	30-Sep 5	First Tee Open at Pebble Beach	TGC/NBC
Sep	6-12	Kroger Classic*	TGC
	20-26	SAS Championship*	TGC
	27-Oct 3	Constellation Energy Classic	TGC
	27	Atlantic City Commemorative	TGC
Oct	4-10	Champions Tour at Augusta Pines*	TGC
	11-17	SBC Championship	TGC
	18-24	Charles Schwab Cup Championship*	TGC
Nov	15-21	UBS Cup	TGC
	17-22	National Qualifying Tournament	TGC
	29-Dec 5	Office Depot Father/Son Challenge	NBC
Dec	18-19	Wendy's 3-Tour Challenge (TV Dates)	TBD

Nationwide Tour

	Date	Tournament	U.S. Television
Feb	2-8	BellSouth Panama Championship	
	16-22	Jacob's Creek Open Championship	TGC
	23-29	New Zealand PGA Championship	TGC
Mar	22-28	Chitimacha Louisiana Open	
Apr	12-18	First Tee Arkansas Classic	
	19-25	Rheem Classic	
	26-May 2	BMW Charity Pro-Am at The Cliffs	TGC
May	3-9	Chattanooga Classic	
	17-23	Henrico County Open	TGC
	24-30	SAS Carolina Classic	
	31-Jun 6	Knoxville Open	
Jun	7-13	LaSalle Bank Open	TGC
	14-20	Northeast Pennsylvania Classic	
	21-27	Lake Erie Charity Classic	TGC
	28-Jul 4	The Reese's Cup Classic	
Jul	5-11	Scholarship America Showdown	TGC
	12-18	Pete Dye West Virginia Classic	TGC
	19-25	Samsung Canadian PGA Championship	TGC
	26-Aug 1	Preferred Health Systems Wichita Open	
Aug	2-8	Omaha Classic	TGC
	9-15	Price Cutter Charity Championship	
	16-22	Alberta Classic	TGC
	23-29	Envirocare Utah Classic	
Sep	6-12	Virginia Beach Open	
	13-19	Oregon Classic	
	20-26	Albertsons Boise Open	TGC
	27-Oct 3	Mark Christopher Charity Classic	
Oct	4-10	Gila River Golf Classic	TGC
	11-17	Permian Basin Charity Golf Classic	
	18-24	Miccosukee Championship	TGC
	25-31	Nationwide Tour Championship	TGC

† West Coast Swing presented by The St. Paul
 # Not PGA TOUR co-sponsored
 § Fall Finish presented by PricewaterhouseCoopers
 * Unofficial money

Challenge/Unofficial money events (5), plus National Qualifying Tournament, are denoted in italics.
 * Georgia-Pacific Grand Champions events (12)
 # Events not co-sponsored by the PGA TOUR (3)

Index

A	
Adamonis, Brad	2-48
Agronomy	7-4
Alberta Calgary Classic	3-22
Albertsons Boise Open	3-25
Alker, Steven	2-48
All-Time Nationwide Tour Records	5-2/5
All-Time Nationwide Tour Winners	5-14/20
Anderson, Chris	2-3
Armour, Ryan	2-3
Aubrey, Emlyn	2-48
Awards, PGA TOUR by Former Nationwide Tour Players	5-25

B	
Barranger, Todd	2-48/49
Barron, Doug	2-49
Bateman, Ahmad	2-49
Bates, Ben	2-50
Beard, Michael	2-50
Bellflower, Jody	2-4
Bertsch, Shane	2-50
Bettencourt, Matt	2-50
Blake, Jay Don	2-50/51
BMW Charity Pro-Am at The Cliffs	3-7
Bolli, Justin	2-4
Bradley, Rob	2-51
Brand Development	7-3
Brigman, Jaxon	2-51
Brisky, Mike	2-51/52
Browne, Olin	2-5
Bruckner, Greg	2-52
Bryant, Brad	2-5/6
Buchner, Dan	2-52
Buha, Jason	2-52
Butcher, Rodney	2-53
Byrd, Robin	2-53

C	
Carolan, Tony	2-6
Caron, Jason	2-53
Career Wins, Most Nationwide Tour	5-25
Carter, Jim	2-53/54
Cassini, Nick	2-54
Chalmers, Greg	2-6
Chamblee, Brandel	2-54
Champions Tour Career Wins, by Former Nationwide Tour Player	5-24
Charity, Nationwide Tour	6-2
Charity of the Year, Nationwide Tour	6-2
Chattanooga Classic	3-18
Cheesman, Barry	2-54/55
Chitimacha Louisiana Open	3-4
Christensen, Dave	2-55
Christie, Michael	2-55
Chronology, Tournaments	5-32/42
Clark II, Michael	2-55
Claxton, Paul	2-7/8
Clearwater Classic	3-3
Coles, Gavin	2-8
Commissioner, PGA TOUR, Finchem, Timothy W.	1-10
Communications	7-3
Competitions and Rules	7-4
Conley, Tim	2-56
Connelly, John	2-56
Cotner, Keoke	2-56
Coughlan, Richie	2-56/57
Courses Played, How the	4-11
Cowan, P.J.	2-57
Cramer, Rick	2-57

Cunningham, Dave	2-9
Curley, John Paul	2-57
Curry, Paul	2-57/58

D	
Daley, Jess	2-9
Daley, Joe	2-58
Damron, Patrick	2-10
Dayton Open	3-17
DeCorso, Bryan	2-58
De Jonge, Brendon	2-58
Demsey, Todd	2-10
Doeden, Andy	2-58
Downes, Chris	2-58
Driscoll, James	2-58/59
Dunakey, Doug	2-59
Dunlap, Scott	2-59
Durkin, Kevin	2-59/60

E	
Eaks, R.W.	2-60
Elder, Brad	2-60
Eligibility Requirements	2-2
Elliott, John	2-11
Enloe, Jason	2-11
Envirocare Utah Classic	3-23
Events No Longer on Schedule	3-35/38

F	
Fabel, Brad	2-12
Facts and Figures, 2003 Nationwide Tour	4-5/7
Facts and Figures, All-Time	5-10/13
Finchem, Timothy W.	1-10
First Tee Arkansas Classic	3-5
First Tee, The	6-3
Ford, Steve	2-60/61
Freeman, Jeff	2-12/13
Fryatt, Edward	2-61

G	
Gage, Bobby	2-13/14
Gallagher Jr., Jim	2-61
Gangluff, Stephen	2-61/62
Garrigus, Robert	2-14
Garwood, Doug	2-14/15
Gibson, Kelly	2-15
Gila River Golf Classic at Wild Horse Pass Resort	3-28
Gildersleeve, Ryan	2-62
Gioffre, Ryan	2-62
Glasson, Bill	2-62
Glossary of Statistics	4-7
Goggin, Mathew	2-16/17
Golf 20/20	6-3
Gomez, Rafael	2-17
Gore, Jason	2-62/63
Gotsche, Steve	2-63
Gove, Jeff	2-63
Gow, Paul	2-63
Graduates, Nationwide Tour	2-88
Green, Jimmy	2-64
Green, Nathan	2-64
Guetz, Brian	2-64/65
Gump, Scott	2-17/18
Gutschewski, Scott	2-18

H	
Haas, Hunter	2-19
Hammond, Donnie	2-65
Harrington, Scott	2-65
Harris, Michael	2-65

Hart, Jeff	2-65/66
Haskins, Steve	2-19/20
Heintz, Bob	2-20/21
Henninger, Brian	2-21
Henrico County Open	3-16
Herrera, Eduardo	2-66
Hietala, Ryan	2-22
Hill, Jason	2-66
History, Nationwide Tour	1-7/8
History, Nationwide Tour Prize Money	1-8
Horgan II, P.H.	2-66/67
How the Courses Played, 2003	4-11
Howison, Ryan	2-67
Huber, Keith	2-67
Hughes, Bradley	2-22/23

I	
Imada, Ryuji	2-23
Individual Playoff Records	5-7/9
International Players	2-89

J	
Jacob's Creek Open	3-2
Jaidee, Thongchai	2-67
Johnson, Eric	2-67/68
Johnson, Kevin	2-24
Johnson, Richard	2-68
Johnson, Zach, 2003 Nationwide Tour Player of the Year	5-26
Jones, Matthew	2-68
Jordan, Pete	2-24/25
Judah, Billy	2-68

K	
Kalinowski, Bobby	2-68/69
Kamm, Brian	2-69
Kang, Wook-Soon	2-25
Key Staff	7-3/4
Klauk, Jeff	2-26
Klauk, John	2-69
Knoxville Open	3-13
Kuboya, Kenichi	2-26/27

L	
LaBelle II, Doug	2-27
Lake Erie Charity Classic	3-12
Langham, Franklin	2-28
LaSalle Bank Open	3-10
Last Time, The	5-31
Laycock, Scott	2-69
Lebrun, Steve	2-69/70
Lee, Han	2-29
Lile, Craig	2-29/30
Long, Michael	2-30
Lunde, Bill	2-31

M	
Major Championships Won by Former Nationwide Tour Players	5-25
Mark Christopher Charity Classic	3-26
Martin, Casey	2/70
Massey, Richard	2/70
Matteson, Troy	2-31
McCan n, Brian	2/7
McKelvey, Rob	2-70/71
McKenzie, David	2-71
McLardy, Andrew	2-71
Media Regulations	6-7/9
Miccosukee Championship	3-30
Miller, Andy	2-71
Mills, Jon	2-32

Index (cont.)

Mitchell, Stiles	2-71/72
Mixon, Jeff	2-72
Money List, 2003 Official	4-2/3
Monterey Peninsula Classic	3-27
Morse, Andy	2-72
Moss, Perry	2-72/73
Most Nationwide Tour Career Wins.....	5-25
Murphy, Sean	2-73

N	
Nationwide.....	1-6
Nationwide Tour Championship	3-31
Nationwide Tour, Charity	6-2
Nationwide Tour, Charity of the Year	6-2
Nationwide Tour, History	1-7/8
Nationwide Tour, Players of the Month	5-26
Nationwide Tour, Player of the Year	5-26
Nationwide Tour, Prize Money (Year-By-Year).....	1-8
Nationwide Tour Records, All-Time	5-2/5
Nationwide Tour, 2003 Schedule	1-3/4
Nationwide Tour Tournament Chronology	5-32/42
Nationwide Tour, Volunteer of the Year	6-2
Nationwide Tour Winners, All-Time	5-14/20
New Media.....	7-4
Northeast Pennsylvania Classic.....	3-11

O	
Odom, Bryant	2-73
Office of the Commissioner.....	7-2
Oh, James	2-32
Omaha Classic	3-19
O'Malley, Peter	2-73/74
Oregon Classic.....	3-24
Ott, Brad	2-74

P	
Painter, Anthony	2-74
Past Nationwide Player Performances on PGA TOUR	5-6
Paulson, Carl	2-33
Paulson, Dennis.....	2-34
Pendley, Kevin	2-74
Permian Basin Charity Golf Classic	3-29
Perez, Mike	2-74
Peterson, Matt	2-75
Petersen, Scott	2-35
PGA TOUR Commissioner, Timothy W. Finchem ..1-10	
PGA TOURIMAGES.COM.....	6-4
PGATOUR Staff.....	7-3/4
PGA TOUR Awards, Won by Nationwide Tour Alumni.....	5-25
PGA TOUR Career Wins, By Former Players, Nationwide Tour.....	5-23
PGA TOUR Division Board	1-9
PGA TOUR Golf Course Properties Advisory Board 1-9	
PGA TOUR, Wins by Former Nationwide Tour Players	5-23/24
PGA TOUR Productions	6-4
PGA TOUR Productions, Staff.....	7-4
PGA TOUR Qualifying Tournament	3-32/34
Playoff Records, Individual	5-7/9
Playoff Records, Tournament	5-9
Player of the Year, 2003	5-26
Players of the Month, Nationwide Tour	5-26
Players of the Month, All-Time	5-26
Players of the Month, Multiple	5-26
Players, All-Time Roster.....	5-27/30
Player Relations.....	7-3
Points, D.A	2-35/36
Porter, Lee	2-75
Potter, Ted Jr.	2-36

Preferred Health Systems Wichita Open	3-21
Price Cutter Charity Championship	3-20
Price, Rick	2-36/37
Pride, Dicky	2-76/77
Prize Money, Distribution Chart	6-5/6
Purse Growth (Year-By-Year)	1-8

Q	
Qualifying Tournament , PGA TOUR	3-32/34
Quinn, Fran	2-76
Quinney, Jeff	2-76

R	
Randolph, Sam	2-77
Raulerson, Charles	2-37
Records, All-Time.....	5-2/5
Records, Single-Tournament.....	5-21
Reeses Cup Classic, The	3-15
Reeves, Jake	2-77
Results of Events No Longer on Schedule	3-35/38
Rheem Classic.....	3-6
Rose, Todd.....	2-77
Rowell, Brian	2-77
Runge, Steve	2-78
Rutledge, Jim	2-38

S	
Samsung Canadian PGA Championship	3-14
Sanders, Andy	2-38/39
SAS Carolina Classic	3-9
Schedules, 2004, All Tours	7-5
Scherrer, Tom	2-78
Schlagenhauf, Byron	2-78
Schultz, Jason	2-78
Schutte, Warren	2-79
Schwamkrug, Victor	2-79
Schwarzrock, Brent	2-79
Scoring Average, by event.....	4-9
Sellers, Kelly	2-39
Sessler, Chris.....	2-80
Sharkey, Matt.....	2-80
ShotLink	6-12
Single-Tournament Statistical Records	5-21
Skinner, Sonny	2-80
Sowards, Bob	2-80
Sposa, Mike	2-80/81
Standly, Mike	2-81
Starkjohann, Chris.....	2-82
Statistical Leaders, 2003.....	4-8
Statistical Records, All-Time	5-21
Statistical Records, Single Tournament	5-21
Statistical Records, Year-By-Year	5-21
Staton, Kenneth	2-82/83
Steel, Iain.....	2-83
Sterling, Scott.....	2-39/40
Stiles, Darron.....	2-82
Stockton Jr., Dave	2-82/83
Street, Jeff	2-83

T	
Table of Contents	1-2/3
Tait, Shane.....	2-83
Television/Broadcasting	7-4
The First Tee	6-3
The Last Time	5-31
Thompson, Kyle.....	2-40
Three TOUR Schedules	7-5
Tidland, Chris.....	2-41
Toughest Holes, 2003	4-10
Toughest Courses, 2003	4-11
Tournament Business Affairs.....	7-3

Tournament Chronology, Nationwide Tour.....	5-32/42
Tournament Winners, All-Time.....	5-13/20
Tournament Operations	7-3
Tournament Playoff Records	5-9
Tournament Players Clubs, Network	6-10/11
Tournament Summary, 2003	4-4/5
Trahan, D.J.	2-41/42
Tryon, Ty	2-83

V	
Vaughan, Bruce	2-83/84
Veazey, Vance	2-42
Virginia Beach Open	3-8/9
Volunteer of the Year	6-2

W	
Wagner, Johnson.....	2-84
Walcher, Rocky	2-84
Walker, Jimmy	2-43
Warren III, Charles	2-43/44
Watanabe, Tomohiro	2-84
Watney, Nick	2-84
We Are The PGA TOUR	1-1
Weekley, Boo	2-44
Wetterich, Brett	2-45
Williamson, Tyler	2-85
Wilkinson, Jeremy	2-45/46
Wilson, Brian	2-85
Wilson, John	2-85/86
Wilson, Mark	2-46
Winners, All-Time Nationwide Tour	5-14/20
Wins by Former Nationwide Tour Players.....	5-23
Wins, by Former Nationwide Tour Players, Champions Tour	5-24
Wins, by Former Nationwide Tour Players, PGA TOUR	5-24
Wins, Most Nationwide Tour Career	5-25
Wood, Willie	2-86
World Golf Foundation	6-13
World Golf Hall of Fame	6-14
World Golf Hall of Fame, Members	6-15
World Golf Hall of Fame, PGA TOUR Pioneers/Members ..	6-16/18
World Golf Hall of Fame, Supporting Organizations	6-13
World Golf Village	6-18
Wurtz, Mark.....	2-47

Y	
Year-By-Year Leaders	5-19

Z	
Zambri, Chris.....	2-86
Zorkic, Zoran	2-86/87

Frequently Used Phone Numbers and Web Sites

Asian PGA	603-7625-0088	www.asianpgatour.com
Colbert Hills	785-776-6475	www.colberthills.com
Falconhead Golf Course	512-402-1558	www.falconheadaustin.com
Golf 20/20	904-280-4829	www.golf2020.com
Golf Club of Jacksonville	904-779-2100	www.golfclubofjacksonville.com
Golf Course Superintendents Association of America	785-841-2240	www.gcsaa.org
Japan Golf Tour Organization	813-3585-7381	www.jgto.org
LPGA	386-274-6200	www.lpga.com
National Golf Foundation	561-744-6006	www.ngf.org
PGA European Tour	44-1344-840-400	www.europeantour.com
PGA of America	561-624-8400	www.pga.com
PGA TOUR	904-285-3700	www.pgatour.com
PGA Tour of Australasia	61-2-9956-0000	www.pgatour.com.au
PGA TOUR Creative & Photographic Services	904-280-2438	www.pgatourimages.com
PGA TOUR Productions	904-940-7000	
PGA TOUR Tournaments Association	904-285-4222	
PGA TOUR Travel	904-285-4001	
Royal & Ancient Golf Club	44-1334-460-000	www.randa.org
Sunshine Tour	27-21-850-6500	www.sunshinetour.com
The First Tee	904-940-4300	www.thefirsttee.org
THE PLAYERS Championship	904-285-7888	www.pgatour.com
THE TOUR Championship	404-378-8687	www.pgatour.com
Tournament Players Club at Avenel	301-469-3700	www.tpc.com
Tournament Players Club of Boston	508-285-3200	www.thetpcofboston.com
Tournament Players Club at The Canyons	702-256-2500	www.tpc.com
Tournament Players Club at Craig Ranch	972-390-8531	www.tpcatcraigranch.com
Tournament Players Club at Deere Run	309-796-6000	www.tpc.com
Tournament Players Club at Eagle Trace	954-753-7222	www.tpcateagletrace.com
Tournament Players Club at Heron Bay	954-796-2000	www.tpc.com
Tournament Players Club at Jasna Polana	609-688-0500	www.tpcatjasnapolana.com
Tournament Players Club of Louisiana	504-299-8791	www.tpc.com
Tournament Players Club of Michigan	313-436-3100	www.tpc.com
Tournament Players Club of Myrtle Beach	843-357-3399	www.tpc-mb.com
Tournament Players Club at Piper Glen	704-846-1212	www.tpc.com
Tournament Players Club at Prestancia	941-922-2800	www.tpc.com
Tournament Players Club at River Highlands	860-635-2211	www.tpc.com
Tournament Players Club at River's Bend	513-677-0550	www.tpc.com
Tournament Players Club at Sawgrass	904-273-3230	www.tpc.com
Tournament Players Club of Scottsdale	480-585-4334	www.tpc.com
Tournament Players Club at Southwind	901-748-0330	www.tpc.com
Tournament Players Club at Sugarloaf	770-418-1113	www.tpc.com
Tournament Players Club at Summerlin	702-256-0111	www.tpc.com
Tournament Players Club of Tampa Bay	813-949-0090	www.tpc.com
Tournament Players Club of the Twin Cities	763-795-0800	www.tpc.com
Tournament Players Club at Valencia	661-288-1995	www.tpc.com
Tournament Players Club of Virginia Beach	757-563-9440	www.tpc.com
Tournament Players Club at Wakefield Plantation	919-488-5100	www.tpc.com
Tournament Players Course at Las Colinas	972-717-0700	www.fourseasons.com/dallas
Tournament Players Course at PGA West	760-564-7170	www.pgawest.com
Tournament Players Course at Snoqualmie Ridge	425-396-6000	www.tpcsnqualmieridge.com
Tournament Players Course at The Woodlands	281-364-6440	www.woodlandsresort.com
USGA	908-234-2300	www.usga.org
World Golf Foundation	904-940-4000	www.worldgolffoundation.com
World Golf Hall of Fame	904-940-4000	www.worldgolffoundation.com
World Golf Village	904-940-4000	www.worldgolfvillage.com

For up-to-date 2004 statistics, player biographies and tournament information, visit:

WWW.PGATOUR.COM

2004 NATIONWIDE TOUR SCHEDULE

	DATE	TOURNAMENT	TV	LOCATION
FEBRUARY	2-8	BellSouth Panama Championship		Panama City, Panama
	16-22	Jacob's Creek Open Championship	TGC	Adelaide, South Australia
	23-29	New Zealand PGA Championship	TGC	Christchurch, New Zealand
MARCH	22-28	Chitimacha Louisiana Open <i>Presented by Dynamic Industries</i>		Broussard, LA (Lafayette)
APRIL	12-18	First Tee Arkansas Classic <i>Presented by Stephens Inc.</i>		Hot Springs Village, AR
	19-25	Rheem Classic <i>Presented by Times Record</i>		Fort Smith, AR
	26-May 2	BMW Charity Pro-Am at The Cliffs	TGC	Greenville, SC
MAY	3-9	Chattanooga Classic		Chattanooga, TN
	17-23	Henrico County Open	TGC	Richmond, VA
	24-30	SAS Carolina Classic		Raleigh, NC
JUNE	31-June 6	Knoxville Open <i>Presented by Food City</i>		Knoxville, TN
	7-13	LaSalle Bank Open	TGC	Glenview, IL (Chicago)
	14-20	Northeast Pennsylvania Classic		Scranton, PA
	21-27	Lake Erie Charity Classic at Peek'n Peak Resort	TGC	Findley Lake, NY (Erie, PA)
	28-July 4	The Reese's Cup Classic		Hershey, PA
JULY	5-11	Scholarship America Showdown	TGC	Hudson, WI (St. Paul, MN)
	12-18	Pete Dye West Virginia Classic	TGC	Bridgeport, WV
	19-25	Samsung Canadian PGA Championship <i>Presented by MasterCard</i>	TGC	Cambridge, Ontario, Canada (Toronto)
	26-Aug 1	Preferred Health Systems Wichita Open <i>Presented by Cox Communications</i>		Wichita, KS
AUGUST	2-8	Omaha Classic <i>Presented by Cox Communications</i>	TGC	Omaha, NE
	9-15	Price Cutter Charity Championship		Springfield, MO
	16-22	Alberta Classic	TGC	Calgary, Alberta, Canada
	23-29	Envirocare Utah Classic		Sandy, UT (Salt Lake City)
SEPTEMBER	6-12	Virginia Beach Open <i>Presented ACS Systems & Engineering, Inc.</i>		Virginia Beach, VA
	13-19	Oregon Classic <i>Presented by Kendall Automotive Group</i>		Junction City, OR (Eugene)
	20-26	Albertsons Boise Open <i>Presented by First Health</i>	TGC	Boise, ID
	27-Oct 3	Mark Christopher Charity Classic <i>Presented by Adelphia</i>		Rancho Cucamonga, CA (Los Angeles)
OCTOBER	4-10	Gila River Golf Classic at Wild Horse Pass Resort	TGC	Chandler, AZ (Phoenix)
	11-17	Permian Basin Charity Golf Classic		Midland, TX
	18-24	Miccosukee Championship	TGC	Miami, FL
	25-31	Nationwide Tour Championship	TGC	TBA

WWW.PGATOUR.COM