



On the strength of two tournament titles and the top spot on the Nationwide Tour money list, **Jimmy Walker** earned 2004 Player of the Year honors.

A Message to the Media

Welcome to the 2005 Nationwide Tour season. The Nationwide Tour will be enjoying its third season under the umbrella sponsorship of Nationwide Insurance and Financial Services and the Tour has never been stronger. One of the world's largest insurance and financial services providers, Nationwide adds greatly to the growing prestige enjoyed by this Tour.

This will be our 16th season of operation, and the Tour has enjoyed tremendous growth over that span. In 1990, the Tour played in 30 U.S. markets for just a shade over \$3 million in prize money. This year, the Tour will maintain a major presence in the U.S. while also visiting Panama, Australia, New Zealand and Canada for purses in excess of \$16 million.

The strength of the Nationwide Tour is perhaps best shown by the 159 PGA TOUR titles won by alums, including 22 in 2004. In fact, five members of the Nationwide Tour's Class of 2003 won on the PGA TOUR in 2004.


Not only does the Nationwide Tour provide its members a place to hone their games, it also provides communities around the globe with first-class professional golf. Just as importantly, each event leaves significant sums of money behind to assist local charitable concerns.

We greatly appreciate your interest in the Nationwide Tour. We are grateful to you for helping to grow this Tour, and we stand ready to assist you in your coverage of the 2005 season.

Thanks again for your support of the Nationwide Tour.

Sincerely,

Timothy W. Finchem



Commissioner
PGA TOUR

Bill Calfee



Senior Vice President and Chief of Operations
Nationwide Tour

PGA TOUR • 112 PGA TOUR BLVD. • PONTE VEDRA BEACH, FL 32082 • 904-285-3700

We Are the PGA TOUR

The name of our organization is the PGA TOUR, a tax-exempt membership group of professional golfers that plays more than 100 official money tournaments on three Tours – the PGA TOUR, Champions Tour and Nationwide Tour. Our headquarters are located in Ponte Vedra Beach, FL, southeast of Jacksonville.

We should never be referred to as the PGA as we are a different organization than the PGA (of America). We are the PGA TOUR. On second reference, you can call us the TOUR.

The PGA is the Professional Golfers' Association of America, a membership organization for the nation's club professionals. The PGA runs the PGA Championship, Senior PGA Championship and Ryder Cup Matches, among other championships. The PGA headquarters are located in Palm Beach Gardens, FL.

The PGA TOUR and PGA of America were affiliated until 1968, when the tournament players, a small subset of the total PGA membership, broke away to form the Tournament Players Division and gain more control of their finances and tournament schedule. The Tournament Players Division was renamed the PGA TOUR in 1975. While the two organizations still work close-

ly together today, the PGA TOUR and PGA of America are separate entities.

Two other American golf organizations are involved in men's professional tournament play, independent of the PGA TOUR but with their marquee events included on the PGA TOUR schedule as non-PGA TOUR cosponsored tournaments. The United States Golf Association, with headquarters in Far Hills, NJ, oversees the national championships (U.S. Open, U.S. Senior Open, U.S. Amateur, U.S. Women's Amateur, etc.) and administers the Rules of Golf, among other duties. The Augusta (GA) National Golf Club plays host to the Masters Tournament. The Royal and Ancient Golf Club of St. Andrews, Scotland oversees the British Open and administers the world's golf rules jointly with the USGA.

The Champions Tour, celebrating its 25th anniversary, will continue to combine extremely competitive golf for champions of the game age 50 and older with a fan-friendly platform that promotes "inside the ropes" and game-improvement for its fans. The Nationwide Tour grows as a virtual extension of the PGA TOUR. Through 2004, nearly 160 PGA TOUR tournaments have been won by former Nationwide Tour players.



Table of Contents

SECTION 1: INTRODUCTION

We Are the PGA TOUR	1-2
2005 Nationwide Tour Tournament Schedule	1-5/7
Year-by-Year Tournament Prize Money	1-7
Nationwide Company Profile	1-8
History of the Nationwide Tour	1-9/10
2004 Nationwide Tour Graduating Class	1-10
PGA TOUR Division Board	1-11
PGA TOUR Golf Course Properties Board	1-11
About the Commissioner	1-12

SECTION 2: PLAYER BIOGRAPHIES

Nationwide Tour Eligibility Requirements	2-2
Biographies of Fully Exempt Members	2-3/73
Biographies of Nonexempt Members	2-75/111
Nationwide Tour International Players	2-112

SECTION 3: TOURNAMENT SUMMARIES

Tournament Summaries	3-2/30
Qualifying Tournament	3-31/32
Results of Tournaments No Longer on Schedule	3-33/36

SECTION 4: 2004 NATIONWIDE TOUR RECORDS

2004 Nationwide Tour Money List	4-2/3
2004 Nationwide Tour Tournaments Summary	4-4/5
2004 Nationwide Tour Facts and Figures	4-5/7
2004 Nationwide Tour Statistical Leaders	4-8
2004 Nationwide Tour Scoring Average by Event	4-9
Toughest Holes on the 2004 Nationwide Tour	4-10
Toughest Courses on the 2004 Nationwide Tour	4-11

SECTION 5: ALL-TIME NATIONWIDE TOUR RECORDS

All-Time Records	5-2/6
The Last Time	5-7
Past Players Gaining Exempt PGA TOUR Status	5-8
Individual Playoff Records	5-9/11
Current Tournament Playoff Records	5-12
All-Time Facts and Figures (1990-2004)	5-13/17
All-Time Nationwide Tour Winners	5-18/26
All-Time Statistical Records	5-26/28
PGA TOUR/Champions Tour Victories by Former Nationwide Tour Players	5-28/30
Most Career Wins/PGA TOUR Awards Won by Former Nationwide Tour Players	5-31
2004 Nationwide Tour Player of the Year/All-Time Players of the Month	5-32
All-Time Nationwide Tour Roster	5-33/36
Nationwide Tour Tournament Chronology	5-37/48

SECTION 6: ADDITIONAL INFORMATION

Nationwide Tour Volunteer and Charity of the Year	6-2
Charity: Giving Back	6-2
GOLF 20/20	6-3
The First Tee	6-3
PGATOURIMAGES.COM	6-4
PGA TOUR Productions	6-4
Nationwide Tour Prize Money Distribution Charts	6-5/6
Media Regulations	6-7/9
Tournament Players Clubs	6-10/11
ShotLink	6-12
Tour Wives Association	6-12
Weather Guidelines	6-13
World Golf Foundation	6-13
World Golf Hall of Fame	6-14
World Golf Hall of Fame Supporting Organizations	6-14
World Golf Hall of Fame Members	6-15/20
World Golf Village	6-20

SECTION 7: PGA TOUR/NATIONWIDE TOUR STAFF

Office of the Commissioner	7-2
Senior Vice President and Chief Operating Officer/Nationwide Tour	7-3
Communications	7-3
Tournament Players Clubs	7-3
Tournament Business Affairs	7-3
Finance and Administration	7-3
Brand Development	7-3
Player Relations	7-3
Corporate Marketing/Business Development/Retail Licensing	7-3
Competitions and Rules	7-4
Tournament Operations	7-4
Agronomy	7-4
TV/Broadcasting/New Media/PGA TOUR Productions/PGATOUR.COM	7-4
Three TOUR Schedules	7-5
Alphabetical Index	7-6/7
Frequently Used Telephone Numbers	7/8

2005 Nationwide Tour Tournament Schedule

Date	Tournament Dir/Media Contact	Location/Par/Yardage/Architects	Prize Money/First Place	TV	2004 Winner
Jan 24-30	BellSouth Panama Championship Roberto Duran, Jr. 011-507-270-4111 rduran@ptv.com	Panama Golf Club (70, 6,937) Club de Golf de Panama Arpartado 911, Zona 9A-R.P. Zona 7, Panama, Republica De Panama	\$525,000/\$94,500		Jimmy Walker
Feb 14-20	Jacob's Creek Open Championship Bob Tuohy 011-61-8-8373-2021 bobtuohy@tagolf.com.au	Royal Adelaide Golf Club (73/7,196) Tapleys Hill Road Seaton, South Australia 5023 Australia Herbert Lockett Rymill/1924	\$600,000/\$108,000*	TGC	Euan Walters
Feb 21-27	ING New Zealand PGA Championship Malcolm Todd 011-61-4-1612-2993	Clearwater Golf Club (72/7,137) Clearwater Resort Clearwater Avenue (off Johns Road) Harewood, Christchurch, New Zealand Bob Charles/2001	\$600,000/\$108,000*	TGC	Gavin Coles
Mar 21-27	Chitimacha Louisiana Open Presented by Dynamic Industries Danny Jones 337-593-8000, djones@laopen.com	Le Triomphe Country Club (72/7,004) 100 Club Boulevard Broussard, LA 70518 Robert Trent Jones, Jr./1985	\$500,000/\$90,000		Jimmy Walker
Apr 18-24	Virginia Beach Open Presented by ACS Systems & Engineering, Inc. Troy Clifton 757-321-1750, troy.clifton@acssystem.com	TPC of Virginia Beach (72/7,432) 2500 Tournament Drive Virginia Beach, VA 23456 Pete Dye and Curtis Strange/1998	\$450,000/\$85,500		James Driscoll
Apr 25-May 1	BMW Charity Pro-Am at The Cliffs Darin MacDonald 864-297-1831 dmacdonald@sccharities.org	The Cliffs Golf and Country Club Cliffs Valley (72/7,023) Ben Wright/1994 Cliffs at Keowee Vineyards (71/7,006) Tom Fazio and Jay Haas/1999 Cliffs at Walnut Cove (71/7000) Jack Nicklaus/2005 Valley Clubhouse, 250 Knightsridge Road Travelers Rest, SC 29690	\$625,000/\$112,500	TGC	Ryuji Imada
May 2-8	Carolina Classic Jeff Kleiber 919-531-4653 jeff.kleiber@octagon.com	TPC at Wakefield Plantation (71/7,257) 2201 Wakefield Plantation Raleigh, NC 27614 Hale Irwin/2000	\$450,000/\$81,000		Chris Anderson
May 9-15	Rheem Classic Presented by Times Record Lisa Baker 479-782-3410, lbaker@rheemclassic.com	Hardscrabble Country Club (70/6,619) 5211 South Cliff Drive P.O. Box 2708 Fort Smith, AR 72903 Perry Maxwell/1927	\$475,000/\$85,500	TGC	Franklin Langham
May 16-22	Henrico County Open Dave Maraghy 804-874-0835 dmaraghy@aol.com	The Dominion Club (72/7,089) 6000 Dominion Club Drive Glen Allen, VA 23059 Curtis Strange/1992	\$450,000/\$81,000	TGC	Daniel Chopra
May 23-29	The Reese's Cup Classic Jim Reed 717-533-6647 jreed@hersheypa.com	Hershey Golf Club East Course (71/7,154) 1000 East Derry Road Hershey, PA 17033-1290 George Fazio/1970	\$450,000/\$81,000		Ben Bates
May 30-June 5	Chattanooga Classic Sam Woolwine 423-266-7210 sam44fromck@bellsouth.net	Black Creek Club (72/7,044) 4700 Cummings Cove Drive Chattanooga, TN 37419 Brian Silva/2000	\$450,000/\$81,000		Justin Bolli
June 6-12	LaSalle Bank Open Scott Cassin 312-904-9815 scott.cassin@abnamro.com	The Glen Club (72/7,217) 2901 West Lake Avenue Glenview, IL 60025 Tom Fazio/2001	\$650,000/\$117,000	TGC	Brendan Jones

*-Minimum may be more due to exchange rate

2005 Nationwide Tour Tournament Schedule (cont.)

Date	Tournament Dir/Media Contact	Location/Par/Yardage/Architects	Prize Money/First Place	TV	2004 Winner
June 13-19	Knoxville Open Presented by Food City Sandy Hull 865-523-8687, shull@bgctnv.org	Fox Den Country Open (72/7,142) 12284 North Fox Den Drive Knoxville, TN 37922 William Byrd/1969	\$475,000/\$85,500		Hunter Haas
June 20-26	Northeast Pennsylvania Classic Paul Taramelli 570-348-2900 golfcane@aol.com	Glenmaura National Golf Club (70/6,933) 100 Glenmaura National Boulevard Moosic, PA 18507 Michael Hurdzen/1992	\$450,000/\$81,000		D. A. Points
June 27- July 3	Lake Erie Charity Classic at Peek'n Peak Resort Linda Warnshuis 716-355-4141 lindaw@pknpk.com	Peek'n Peak Resort & Conference Center 1405 Olde Road (Upper Course) (72/6,888) P.O. Box 360 Findley Lake, NY 14736-0360 Ferdinand Garbin/1973	\$450,000/\$81,000	TGC	Kevin Stadler
July 4-10	Pete Dye West Virginia Classic Presented by National Mining Association Tim McNeely 304-842-2801; tmcneely@petedye.com	Pete Dye Golf Club (72/7,166) 801 Aaron Smith Drive Bridgeport, WV 26330 Pete Dye/1995	\$600,000/\$108,000	TGC	D. A. Points
July 11-17	Scholarship America Showdown Kelly McDyre 763-287-0108 KellyMcDyre@sfx.com	Troy Burne Golf Club (71/7,003) 295 Lindsay Road Hudson, WI 54016 Tom Lehman & Mike Hurdzan/Dana Fry/1999	\$525,000/\$85,500	TGC	Kevin Stadler
July 18-24	Canadian PGA Championship Presented by MasterCard Brad Matthews 519-650-2327	Whistle Bear Golf Club (72/7,305) R.R. #33 1316 Dickie Settlement Road Cambridge, Ontario CAN N3H 4R8 John Robinson/2001	\$450,000/\$81,000	TGC	Charles Warren
July 25-31	Preferred Health Systems Wichita Open Presented by Cox Communications Roy Turner 316-219-9046 golf@wichitaopen.kscoxmail.com	Crestview Country Club (72/6,913) 1000 North 127th Street East Wichita, KS 67206 Robert Trent Jones, Sr. and Robert Trent Jones, Jr./1969	\$475,000/\$85,500		Bradley Hughes
Aug 1-7	Cox Classic Jamie Alt 402-399-1800 jalt@coxclassic.com	Champions Run (72/7,099) 13800 Eagle Run Drive Omaha, NE 68164 Jeffrey Brauer/1992	\$600,000/\$108,000	TGC	Charles Warren
Aug 8-14	Price Cutter Charity Championship Jerald Andrews 417-887-3400 Jerald@mosportshalloffame.com	Highland Springs Country Club (72/7,060) 5400 Highland Springs Blvd. Springfield, MO 65809 Robert Trent Jones, Jr./1987	\$525,000/\$94,500		Brad Ott
Aug 15-21	Xerox Classic Donald Jeffries 585-325-7760 djeffries@rbtl.org	Irondequoit Country Club (72/6,602) 4045 East Avenue Rochester, NY 14618 Donald Ross/1919	\$550,000/\$99,000	TGC	New Event
Aug 16-22	Alberta Classic Wendy Robinson 403-390-5841 wrobinson@albertaclassicgolf.com	TBD Calgary, Alberta, Canada	\$450,000/\$81,000	TGC	David Hearn
Aug 29- Sep 4	Envirocare Utah Classic Evan Byers 801-495-4653 evan@utahclassic.com	Willow Creek Country Club (72/7,104) 8300 South 2700 East Sandy, UT 84093 William Howard Neff/1981	\$450,000/\$81,000		Brett Wetterich

2005 Nationwide Tour Tournament Schedule (cont.)

Date	Tournament Dir/Media Contact	Location/Par/Yardage/Architects	Prize Money/First Place	TV	2004 Winner
Sep 12-18	Mark Christopher Charity Classic Presented by Adelphia Stephen Wagner 909-948-5565 mccclassic@aol.com	Empire Lakes Golf Club (71/7,107) 11015 Sixth Street Rancho Cucamonga, CA 91730 Arnold Palmer/1996	\$475,000/\$85,500	TGC	Scott Dunlap
Sep 19-25	Albertsons Boise Open Presented by First Health Patrick Siver 503-644-6057 Patrick@jeffsanderspromotions.com	Hillcrest Country Club (71/6,698) 4610 Hillcrest Drive Boise, ID 83705 A. Vernon Macan/1940 Redesign: Robert Muir Graves/1968	\$625,000/\$112,500	TGC	Scott Gump
Sep 26-Oct 2	Oregon Classic Presented by Kendall Automotive Group Chris Roche 541-242-0677 cjroche@gte.net	Shadow Hills Country Club (72/7,007) 92512 River Road Junction City, OR 97448 Alex Kindsvater/1961 Redesign: Bill Robinson/1992-94	\$450,000/\$81,000		Jeff Quinney
Oct 3-9	The Arizona Desert Championship Presented by The Executive Council Tony Sokolowski 602-954-8182 tsokolowski@bgcmp.org	TBD Phoenix, AZ	\$475,000/\$85,500		Chris Nallen
Oct 10-16	Permian Basin Charity Golf Classic Scotty Niemann 432-620-0149 swn49@sbcglobal.net	Midland Country Club (72/7,354) 6101 North Highway 349 Midland, TX 79705 Ralph Plummer/1954	\$450,000/\$81,000		Charley Hoffman
Oct 17-23	Miccosukee Championship Emma Piper 305-477-4653 epiper@southfloridagolf.info	Miccosukee Golf & Country Club (71/7,200) 6401 Kendale Lakes Drive Miami, FL 33183 Mark Mahannah/1969	\$500,000/\$90,000	TGC	D. J. Trahan
Oct 24-30	Nationwide Tour Championship John Marovich 205-967-4745 john@brunoeventteam.com	RTJ Golf Trail at Capitol Hill (72/7,661) (The Senator Course) 2600 Constitution Avenue Prattville, AL 36066	\$650,000/\$117,000	TGC	Nick Watney

Events / Prize Money

Year	Total Events	Official Prize Money	Average Purse
1990	30	\$3,050,000	\$101,667
1991	30	3,450,000	115,000
1992	30	4,300,000	143,333
1993	30	4,975,000	165,833
1994	28	5,300,000	189,286
1995	30	6,125,000	204,167
1996	29	6,025,000	207,759
1997	29	6,225,000	214,655

Year	Total Events	Official Prize Money	Average Purse
1998	30	\$7,175,000	\$239,167
1999	30	7,625,000	254,167
2000	31	13,180,000	425,161
2001	28	12,556,000	448,429
2002	28	12,775,000	456,250
2003	30	14,700,000	490,000
2004	31	15,976,792	515,380
Total		\$138,537,792	

Nationwide Company Profile



W. G. Jurgensen
Chief Executive Officer
Nationwide

We are excited about another year of great golf on the Nationwide Tour. As our sponsorship of the tour enters its third year, we are looking forward to intense competition that continues to showcase the talent and skill of Nationwide Tour players.

The Nationwide Tour is strengthening its role as a proving ground for the PGA TOUR. In 2004, Zach Johnson and Joe Ogilvie—the leading two money winners from the Nationwide Tour in 2003—finished in the top 50 on the PGA TOUR. Their play, along with that of other Nationwide Tour graduates, demonstrates the depth of talent of the players striving to earn a spot on the PGA TOUR.

Nationwide is pleased to support the players who are trying to take their game to new heights. We share their commitment to improve as we serve customers with high-quality insurance and financial services products and build on more than 75 years of *On Your Side*SM service.

We're also pleased to support the numerous charities that benefit from Nationwide Tour tournaments. We value our tradition of giving back to the communities in which we live and work, and our partnership with the PGA TOUR gives us the opportunity to serve more people and make a difference in the lives of others.

Golf is a game of honesty and integrity. Nationwide and the Nationwide Tour bring these values to life, and together we'll make 2005 an excellent year for players and fans alike at our 31 tournament sites.

The Nationwide Tour is one of the most competitive golf tours in the world. We anticipate a great season and look forward to seeing which players will fulfill their dreams in 2005.

Jerry Jurgensen

Nationwide, the proud sponsor of the Nationwide Tour, is one of the largest diversified insurance and financial services organizations in the world, with more than \$148 billion in assets. Nationwide ranks 118th on the Fortune 500 list.

We offer a full range of insurance and financial services, including auto, homeowners, life, health and commercial insurance, administrative services, annuities, mutual funds, pensions and long-term savings plans.



History of the Nationwide Tour

Even the most optimistic person couldn't have foreseen the success of the Nationwide Tour when it kicked off its inaugural season on Thursday, Feb. 2, 1990 at 7:30 a.m. PST at Bakersfield Country Club in Bakersfield, CA.

The Nationwide Tour began under corporate sponsorship of the Ben Hogan Company as the Ben Hogan Tour. The idea of former PGA TOUR Commissioner Deane R. Beman, the Nationwide Tour was designed as a proving ground for up-and-coming golfers, as well as a place for PGA TOUR veterans to hone their skills as they prepared for the Champions Tour. It has become so much more than that.

For the first two years of the Tour, the top five money winners were awarded PGA TOUR membership. Beginning in 1992, the PGA TOUR Tournament Policy Board voted that, due to the success graduating players had on the PGA TOUR, that number would be increased to 10; and in 1997 the number was increased to 15. In 2003, 20 players earned their 2004 TOUR cards.

That first event in 1990 was won by Mike Springer, who went on to win two more times that year and finish fourth on the money list. He was joined in the first graduating class by Jim McGovern, Dick Mast, Ed Humenik and Jeff Maggert, who was leading money-winner and Player of the Year.

However, the player who made the biggest impact on the PGA TOUR from the 1990 Tour was John Daly, winner of the only Ben Hogan Tour Qualifying Tournament. Daly won the PGA Championship as a rookie and went on to finish 17th on the 1991 PGA TOUR money list. Since then, he has added three more victories, including another major championship, the 1995 British Open.

Tom Lehman first established himself as a top-flight player on the 1991 Tour. After two nondescript years on the PGA TOUR in the early 1980s, Lehman won a tournament on the 1990 Tour. But 1991 was the breakthrough season in his comeback. He won three times that year and was the circuit's leading money-winner.

Californian John Flannery was the dominant player on the 1992 Tour, winning three times and leading the Tour in earnings with \$164,114. His successful campaign made him the Tour's third Player of the Year.

On August 26, 1992 Nike Inc., took over sponsorship of the Tour beginning with the 1993 season. Sean Murphy was the star of the 1993 Tour. He set records for wins in a season with four, career victories with five, and single-season earnings with \$166,293. He added a sixth title in 1995.

While Murphy was busy setting records, his fellow Tour alumni were busy making names for themselves on the PGA TOUR. Daly had already collected his second career win in the 1992 B.C. Open, and others were beginning to earn their own hardware. McGovern, Mike Standly and Maggert all collected PGA TOUR titles in 1993, while Springer and Greg Kraft grabbed a pair of unofficial wins.

The Tour Championship also was established in 1993 as a climax to the season. Rookie David Duval won the first Tour Championship, which featured only the top 50 money-winners during the year.

On the 1994 Tour, Chris Perry showed that consistency has its own rewards. Although six players collected multiple victories that year, Perry's lone title in the Utah Classic and his consistent strong play over the course of the season earned him Tour Player of the Year honors. He set a single-season earnings record with \$167,148 and collected 10 top-10 finishes. He made every cut that season.

The 1994 Tour season saw a number of firsts. In June, Tommy Armour III became the first player to win back-to-back tournaments—the Miami Valley Open and Cleveland Open. During the second round of the 1994 Shreveport Open, Omar Uresti set a record with nine consecutive birdies. That not only stands as the Nationwide Tour standard, it surpassed the records on the PGA TOUR, Champions Tour or European Tour.



It's been 15 years since Mike Springer won the Bakersfield Open, the first Nationwide Tour event.

In May, Vic Wilk became the first left-hander to win an event, the Knoxville Open. Jerry Kelly continued the trend of the leading money-winner setting an earnings record in 1995, when he earned \$188,878 to better Perry's year-old record. Besides winning twice, Kelly posted 15 top-10 finishes.

Stewart Cink was the top story of the 1996 Tour season. The 1995 college Player of the Year became the first player in Nationwide Tour history to earn more than \$200,000 in a single season with \$251,699. He won three times, including the season-ending Tour Championship, and collected 14 top-10 finishes in only 21 events.

The 1997 season began with the announcement that the PGA TOUR Policy Board had increased the number of TOUR exemptions onto the PGA TOUR from 10 to 15, further enhancing the Tour's reputation as a proving ground for the next generation of PGA TOUR champions.

The 1997 season also marked the first year of the "Battlefield Promotion," which grants immediate access to the PGA TOUR for any player who wins three Nationwide Tour events in a season. Chris Smith was the first player to earn this promotion. On the Nationwide Tour, Smith had a record-breaking season. He won at the Upstate Classic, and captured the Dakota Dunes Open and Omaha Classic in back-to-back weeks. With the wins at Dakota Dunes and Omaha, he joined Armour and Jerry Haas as the only players to win consecutive tournaments. He also became the first player to win the same tournament twice, having won the Dakota Dunes Open in 1995.

In October, Steve Flesch joined Wilk as the only left-handed champions. Flesch won the season-ending Tour Championship. That victory vaulted him from 24th on the money list to fourth, earning him 1998 PGA TOUR membership.

The 1998 season saw more of the kind of action for which the Nationwide Tour has become known. During a three-week period late in the spring, Notah Begay III and Doug Dunaway caught the attention of the golf world when each recorded a 59 in competition. Begay's 13-under-par 59 came in the second round of the Dominion Open. Amazingly, Dunaway could have had the record on his own, with only a three-putt bogey on his final hole keeping him from posting an incredible 58.

Bob Burns was named 1998 Player of the Year after leading in earnings with \$178,664 and winning at the Dominion Open and Tour Championship.

The 1999 season saw Carl Paulson establish a new record for consecutive starts with 83. The 83rd start was a significant one as Paulson recorded his first-ever Nationwide Tour victory at the Utah Classic. That win, and another two weeks later at the Boise Open, vaulted Paulson to the top of the money list. His efforts were rewarded when his peers selected him as the Player of the Year. Seven players won twice on the Tour in 1999, and a record 22 players earned more than \$100,000.

The season-ending Tour Championship was a thrilling affair played at the Robert Trent Jones Trail Highland Oaks Golf Club in Dothan, AL. Bob Heintz won his second event of the season in a playoff with Dawson to take home the largest first-place prize in Tour history—\$72,000.

In late October, internet superstore Buy.com was announced as the new umbrella sponsor of the Tour. With Buy.com's financial contribution, purses rose to a record \$13.1 million in 2000, with the minimum weekly purses jumping from \$225,000 to \$400,000. On the course, the 2000 season saw Spike McRoy earn Player of the Year honors after winning twice and earning a record \$300,638. He was one of 53 players to earn \$100,000 or more.

Along the way, Tim Clark made a little history of his own when he collected the first \$100,000 payday on the Tour by winning the Boise Open. The 2000 season was also notable for the emergence of international players who captured nine titles and claimed four of the top 15 spots on the money list.

The 2001 season was an historic one for the Tour. For only the second time, a player earned a promotion to the PGA TOUR by winning three times in one sea-



Zach Johnson is the Tour's single season money leader.

History of the Nationwide Tour (cont.)

son. Heath Slocum's third win made him the first player since Smith (1997) to earn an automatic promotion to the TOUR.

Once the field was shown the way, others followed. First, Chad Campbell earned his third win and moved on, and then Pat Bates won back-to-back tournaments to end the year and became the third player in 2001 to jump to the PGA TOUR. Slocum set a Tour record by going 106 consecutive holes without making a bogey, while Todd Barranger tied the scoring mark by winning the Dayton Open with a 26-under-par effort. Along the way, Campbell set a single-season earnings record with \$394,552 to earn Player of the Year honors. He also finished second at the PGA TOUR's season-ending Southern Farm Bureau Classic.

The 2001 season also saw the Tour move to Canada for the first time with the Samsung Canadian PGA Championship in suburban Toronto.

In 2002, the Tour added tournaments in Australia and New Zealand for the first time. In addition, tournaments were allowed to sell individual title sponsorships for the first time.

Patrick Moore won three times and earned Player of the Year honors. A record 12 players earned \$200,000 or more. Alums continued to excel winning a one-season record 21 times in 2002.

The season ended on a high note with the announcement of a new umbrella sponsor, Nationwide. The five-year agreement started with the 2003 season, and the Tour not only sported a new name and logo but it awarded 20 PGA TOUR cards to its graduates.

The 2003 season featured 30 events, with purses in excess of \$14.7 million. New events were staged in Canada (Calgary), Chattanooga, TN, and Miami, FL.

Tom Carter became only the sixth player to earn a three-win promotion to the PGA TOUR, but to show the strength of the Tour he wasn't even the Player of the Year. Zach Johnson won that honor after setting a new Tour record for earnings, with \$494,882. He had two wins and nine top-three finishes in his 20 starts while setting a new Tour scoring record, as well. He finished with a 68.97 average.

Last year was a memorable one for the Tour, with purses reaching an all-time high of nearly \$16 million and successful new events making debuts in Panama, Wisconsin and West Virginia.

Jimmy Walker was the Player of the Year and leading money winner and was one of five multiple winners during the season. Alums continued to excel, winning a record 22 PGA TOUR titles, while the Class of 2003 made history with five members winning on TOUR, seven earning at least \$1 million and eight finishing in the top 125.

Daniel Chopra set a Tour record with his 30-under performance at the Henrico County Open, while Tyler Williamson and Chris Nallen each fired 60s and narrowly missed joining the slim ranks of players to fire competitive 59s.

The 2005 season will see a new event in Rochester, NY—the Xerox Classic—and all signs point to the 16th Nationwide Tour season as being the best in its history.

Nationwide Tour Graduates



The Class of 2004 has moved on to the PGA TOUR with big shoes to fill. The preceding class may well have been the best one to date, with five players winning last year on the PGA TOUR and eight finishing among the top 125.

Nationwide Tour alums have enjoyed such success on the PGA TOUR that the original number of cards awarded each year has grown, first from five to 10 and then from 10 to 15 and finally 15 to 20.

The Class of 2004 is headed by Nationwide Tour Player of the Year Jimmy Walker. Walker won twice last year and led the Tour in earnings, with \$371,346. With 2003 Player of the Year Zach Johnson winning last year on the PGA TOUR, 10 of the 14 previous Players of the Year have won on the big circuit.

Walker will be fully exempt this year on the PGA TOUR, while the remaining 19 players will be alternated with the most recent graduates of the National Qualifying Tournament in the eligibility rankings.

In addition to Johnson winning last year on the TOUR, so did Mark Hensby, Andre Stolz, Vaughn Taylor and Ryan Palmer. Hensby won more than \$2.7 million while Johnson collected more than \$2.4 million. Taylor, Palmer, Bo Van Pelt and Ted Purdy all topped the \$1-million mark. In all, the 20 graduates of 2003 earned more than \$16 million last year on the PGA TOUR.

The Class of 2004

1. Jimmy Walker*	\$371,346	6. Brendan Jones*	\$292,714	11. Paul Gow	\$247,218	16. Hunter Haas	\$212,065
2. D.A. Points*	332,815	7. James Driscoll*	281,161	12. Bradley Hughes	233,968	17. Scott Gutschewski*	206,308
3. Ryuji Imada*	313,185	8. Charles Warren	275,138	13. Kevin Stadler*	228,001	18. Chris Anderson	203,794
4. Franklin Langham	312,896	9. Justin Bolli*	273,387	14. Euan Walters*	213,554	19. Michael Long	199,943
5. Nick Watney*	301,988	10. Brett Wetterich	253,637	15. Darron Stiles	212,894	20. Gavin Coles	198,683

* Indicates PGA TOUR rookie in 2005

Board of Directors

INDEPENDENT DIRECTORS – PGA TOUR POLICY BOARD, CHAMPIONS TOUR DIVISION BOARD



Richard J. Ferris
Chairman
Northbrook, IL



Victor F. Ganzi
New York, NY



Charles F. Knight
St. Louis, MO



John B. McCoy
Columbus, OH

PLAYER DIRECTORS - PGA TOUR POLICY BOARD



Joe Durant
Molino, FL



Davis Love III
St. Simons Island, GA



Scott McCarron
Reno, NV



David Toms
Shreveport, LA



Allen Doyle
La Grange, GA



Tom Purtzer
Scottsdale, AZ



Leonard Thompson
Ponte Vedra Beach, FL



Howard Twitty
Scottsdale, AZ

PGA OF AMERICA DIRECTOR - PGA TOUR POLICY BOARD



MG Orender
Jacksonville Beach, FL

PGA OF AMERICA DIRECTOR - CHAMPIONS TOUR DIVISION BOARD



Roger Warren
Kiawah Island, SC

GOLF COURSE PROPERTIES ADVISORY BOARD



Wayne S. Doran
Chairman
Dearborn, MI



Edward J. Brown III
Charlotte, NC



A. James Clark
Bethesda, MD



James W. McGlothlin
Bristol, VA



Carl Ware
Atlanta, GA



H. Wayne Huizenga
Ft. Lauderdale, FL

About the Commissioner



Timothy W. Finchem
Commissioner

Timothy W. Finchem, 57, is the third Commissioner of the PGA TOUR. Finchem succeeded Deane R. Beman as Commissioner on June 1, 1994. Beman had served for 20 years, replacing the late Joseph C. Dey, who had been the TOUR's Commissioner in its first five years, 1969-74.

Finchem, Deputy Commissioner and Chief Operating Officer of the TOUR under Beman since 1989, joined the TOUR staff as Vice President of Business Affairs in 1987.

As Commissioner, Finchem has greatly expanded the earnings opportunities for PGA TOUR players domestically and internationally. He also has taken leadership roles in the formation of the International Federation of PGA Tours and the World Golf Foundation, Inc.

His personal dedication to the success of the World Golf Foundation's First Tee initiative has helped that program achieve its initial objectives in developing facilities that will have an impact on the game for years to come.

"Our primary purpose as a membership organization is to create outstanding playing and earnings opportunities for our players," Finchem says,


"and we are proud of what our tournaments do for charity (more than \$900 million raised) and the active role we have been able to take as an organization in growing the game for future generations."

Born in Ottawa, IL, on April 19, 1947, Finchem graduated from Princess Anne High School in Virginia Beach, VA. He attended the University of Richmond on a debate scholarship, receiving his Bachelor of Arts degree in 1969. He graduated from the University of Virginia Law School in 1973.

After practicing law in Virginia Beach for three years, Finchem served in the White House as Deputy Advisor to the President in the Office of Economic Affairs in 1978 and 1979. In the early 1980s, Finchem co-founded the National Marketing and Strategies Group in Washington, D.C.

Finchem is recipient of the Golf Course Superintendents Association of America's Old Tom Morris Award for 2001 and the PGA of America's Distinguished Service Award for 2002.

Married to the former Holly Bachand, Finchem is a father of four. The Finchems live in Ponte Vedra Beach, FL.



D.A. Points won two titles in 2004—the Northeast Pennsylvania Classic and the Pete Dye West Virginia Classic.

2005 Nationwide Tour Eligibility Requirements

1. Tournament Winners

Winners of Nationwide Tour cosponsored events in the last calendar year or during the current year:

Chris M. Anderson	Scott Gump	Franklin Langham	Jimmy Walker
Ben Bates	Hunter Haas	Chris Nallen	Euan Walters
Justin Bolli	David Hearn	Brad Ott	Charles Warren
Daniel Chopra	Charley Hoffman	D.A. Points	Nick Watney
Gavin Coles	Bradley Hughes	Jeff Quinney	Brett Wetterich
James Driscoll	Ryuji Imada	Kevin Stadler	
Scott Dunlap	Brendan Jones	D.J. Trahan	

2. Past Champion of Current Week's Event

3. Top Finishers from Previous Year

If not otherwise exempt, players finishing 21st to 60th on the final official Nationwide Tour money list from the previous year:

Chris Tidland	Jason Buha	Doug LaBelle II	Vance Veazey
Kyle Thompson	Bubba Watson	Brandt Snedeker	Scott Petersen
David McKenzie	Ryan Armour	Nick Cassini	Jeff Klauk
Mathew Goggin	Nathan Green	Craig Lile	Dave Christensen
Shane Bertsch	Jason Schultz	Jon Mills	Rick Price
Jason Caron	Jeff Gove	Bryce Molder	Anthony Painter
Doug Barron	Johnson Wagner	Bill Lunde	Steven Alker
John Elliott	Tom Scherrer	Troy Matteson	

4. Number of Finishers Nearest 50 from PGA TOUR National Qualifying Tournament

The next number of finishers, nearest 50, in order of finish from the immediately previous PGA TOUR National Qualifying Tournament

Bob Burns	Steve Larick	Danny Ellis	Scott Gardiner
Olin Browne	Tyler Williamson	Per-Ulrik Johansson	Jim McGovern
Tim O'Neal	Boo Weekley	Hiroyuki Fujita	Chad Collins
Kyle Gallo	Joel Kribel	Jeff Freeman	Alan McLean
Scott Weatherly	Guy Boros	Steve Pleis	Jaxon Brigman
Tjaart van der Walt	Dicky Pride	Mike Sposa	David Morland IV
Jim Rutledge	Russ Cochran	Scott Simpson	Aaron Barber
Paul Stankowski	Sean Pacetti	Tim Wilkinson	Keoke Cotner
Joel Edwards	Dan Olsen	Jeremy Anderson	Arjun Atwal
Richard S. Johnson	Kevin Durkin	Brendon de Jonge	
Bill Haas	Brian Smock	Jerry Smith	

5. Former Fully-Exempt PGA TOUR Members

Greg Chalmers Brent Schwarrock David Sutherland

6. PGA TOUR Members 48-49 Years Old

7. PGA TOUR National Qualifying Tournament Category

8. Open-Qualifying

Fourteen (14) low scorers at open-qualifying

9. Host PGA Selections

Three (3) members of the PGA section in which the event is held, selected on a competitive basis by such host PGA section.

10. Sponsor Exemptions

On invitation of the tournament sponsor, a maximum of four (4) players, including amateurs with USGA handicaps of 2 or less.

11. Top 25 from Previous Event

If not otherwise exempt, the top-25 finishing professionals and those tied for 25th place in the immediately preceding Nationwide Tour event (on a space-available basis).

12. Special Members/Medical

Doug Garwood Pete Jordan Andy Sanders

13. PGA TOUR Member Not Exempt for Current TOUR Event

If needed to fill the field, PGA TOUR members who are not eligible for the PGA TOUR event occurring simultaneously with the Nationwide Tour event.

14. PGA TOUR Extended Money List (151-200)

Steve Stricker	Dan Forsman	Grant Waite	Mike Heinen
David Frost	Ken Duke	Roger Tambellini	Garrett Willis
Tom Carter	Pat Bates	Rich Barcelo	Blaine McCallister
Spike McRoy	David Branshaw	Kris Cox	Hirofumi Miyase
Deane Pappas	Gene Sauers	Steve Pate	Brian Kortan
Jason Dufner	Cliff Kresge	Jay Delsing	

15. PGA TOUR Past Champions, Team Winners, Veteran Members (beyond No. 150 on the money list)

16. Nationwide Tour Past Champions (years 2-4)

Chris Couch	Andy Miller	Todd Barranger
Jason Gore	Zoran Zorkic	Richard Zokol
James Oh	Peter O'Malley	Jason Hill

17. Additional Finishers from PGA TOUR National Qualifying Tournament

Scott Sterling	Cameron Percy	Sean Whiffin	David Carter
Chris Wollmann	Andrew Johnson	Craig Carmichael	Carl Desjardins
Dave Cunningham	Bubba Dickerson	Will Moore	Alex Rodger
Jason Enloe	Jon Rusk	Keith Huber	Paul Curry
Fran Quinn	Joseph Alfieri	Todd Pinneo	Alex Aragon
Chris Kamin	Steve Haskins	Ewan Porter	Dustin White
Martin Laird	Esteban Toledo	Warren Schutte	Payton Osborn
Jame Broce	Billy Harvey	Chad Wilfong	Keith Nolan
Matt Weibring	Tom Johnson	Scott Parel	Tim Turpen
Mark Wurtz	Richie Coughlan	Jeff Burns	Steve Collins
Ryan Hietala	Steve Runge	Justin Hicks	Soren Kjeldsen
Robert Garrigus	Kris Blanks	Todd Rossetti	S.K. Ho
Kevin Gessino-Kraft	Kenneth Staton	Kim Felton	

18. Nonexempt Special Members/Medical

Steve LeBrun

19. PGA TOUR Past Champions

20. PGA TOUR Temporary Members

21. PGA TOUR Team Championship Winners

22. PGA TOUR Veteran Members

23. Special Temporary Members

24. Extended Money List (61-100)

Barry Cheesman	Ahmad Bateman	Ryan Howison	Robin Byrd
Matthew Jones	Kevin Johnson	Erik Compton	Steve Ford
Jess Daley	Todd Demsey	Sonny Skinner	Andy Morse
Bryant Odom	Eduardo Herrera	Greg Bruckner	
Rafael Gomez	Patrick Damron	Matt Bettencourt	

25. Nationwide Tour Past Champions (years 5-10)

P.H. Horgan	Steve Gotsche	Edward Fryatt	Iain Steel
Jeff Gallagher	Emlyn Aubrey	Stiles Mitchell	Joe Daley
Brad Elder	Todd Gleaton	Chris Starkjohann	Tim Conley
John Wilson	Rob McKelvey	Casey Martin	Jimmy Green



Steven Alker

EXEMPT STATUS: 60th on the 2004 Nationwide Tour money list

FULL NAME: Steven Craig Alker

HEIGHT: 5-11

WEIGHT: 145

BIRTHDATE: July 28, 1971

BIRTHPLACE: Hamilton, New Zealand

RESIDENCE: Scottsdale, AZ; plays out of Clearwater Resort (New Zealand)

FAMILY: Wife, Tanya; Ben (6/23/04)

EDUCATION: New Zealand education, college, 7th form

SPECIAL INTERESTS: Golf course architecture, movies, football

NATIONWIDE TOUR VICTORIES (1): 2002 Louisiana Open.

BEST 2004 NATIONWIDE TOUR FINISHES: T4—Permian Basin Charity Golf Classic; T6—Gila River Classic at Wild Horse Pass Resort; T10—BMW Charity Pro-Am at The Cliffs.

BEST PGA TOUR CAREER FINISH: 17—2003 Buick Invitational.

PROFESSIONAL CAREER:

Member of the Nationwide Tour in 2002 and 2004. Member of the PGA TOUR in 2003. Made the cut in 19 of 23 starts on the 2004 Nationwide Tour, including seven top-25 finishes. Finished the season No. 60 on the official money list, with \$101,331. Finished the season strong, making the cut in his final 12 starts. Season-best T4 at the Permian Basin Charity Golf Classic. His 5-under-par 283 total left him one shot out of a playoff eventually won by Charley Hoffman. Also notched top-10s at the Gila River Golf Classic (T6) and the BMW Charity Pro-Am at The Cliffs (T10). Made the cut in 13 of 30 events on the PGA TOUR in 2003, finishing No. 163 on the money list. Notched his best finish of the season in just his fourth outing, a 17th-place showing at the Buick Invitational. Earned his first PGA TOUR card via his fourth-place finish (\$247,008) on the Nationwide Tour money list in 2002. Named April's Player of the Month, thanks to his victory at the Louisiana Open after surviving playoff with Mike Heinen. Forced a playoff after coming from four shots off the pace on the final day, including making birdie on four of the final seven holes. Recorded a tournament-record 24-under 264, the most strokes under par by a winner on the Nationwide Tour in 2002 on way to his first career Tour win. Defeated Heinen on the second hole with a par after both players made double bogey on the first extra hole. Finished season with T2s at the Hibernia Southern Open and the TOUR Championship. Finished 15th on the 2001 Canadian Tour Order of Merit a year removed from winning the same title, with \$93,617 in earnings. Won the 2000 McDonald's PEI Challenge and the Bayer Championship in back-to-back events. Led Canadian Tour in stroke average in 2000 (69.14) and 2001 (69.56). Winner of the 1995 Fiji Open, 1996 Tahiti Open, 1996 Queensland Open and 1997 South Australian Open.

PERSONAL:

Worked as a petroleum engineer. Plays with a condition called reactive arthritis. Lists Jack Nicklaus among his heroes. Father got him started in the game of golf.

NATIONWIDE TOUR CAREER SUMMARY

PLAYOFF RECORD: 1-0

Year	Events Played	Cuts Made	1st	2nd	3rd	Top 10	Top 25	Earnings	Rank
1996	1								
2001	3	2						\$4,080	211
2002	24	17	1	2		5	10	247,008	4
2004	22	18				3	7	101,331	60
Total	50	37	1	2		8	17	352,418	

PGA TOUR CAREER SUMMARY

PLAYOFF RECORD: 0-0

Year	Events Played	Cuts Made	1st	2nd	3rd	Top 10	Top 25	Earnings	Rank
1998	1								
2000	2	1						\$8,160	
2001	1	1						8,550	
2003	30	13					3	261,359	163
Total	34	15					3	278,069	

COMBINED ALL-TIME MONEY (3 TOURS):

\$630,487

PGA TOUR TOP TOURNAMENT SUMMARY

Year	98
British Open	CUT

CAREER STATISTICS

2004 NATIONWIDE TOUR STATISTICS

Scoring Average	.70.86
Driving Distance	.275.2
Driving Accuracy Percentage	.71.4%
Total Driving	.146
Greens in Regulation Pct.	.65.8%
Putting Average	.1.762
Sand Save Percentage	.52.4%
Eagles (Holes per)	.205.7
Birdie Average	.3.45
All-Around Ranking	.461
Scoring Avg Before Cut	.70.45
Scoring Avg 3rd Rnd	.71.44
Scoring Avg Final Rnd	.71.28
Birdie Conversion %	.28.0%
Par Breakers	.19.7%

MISC. NATIONWIDE TOUR STATISTICS

(40)	2004 Low Round/Round: 66—3 times, most recent Price Cutter Charity Championship/4
(8)	Career Low Round/Round: 64—2 times, most recent 2002 Gila River Classic at Wild Horse Pass Resort/3
(21)	Career Largest Paycheck/Finish: \$81,000—2002 Louisiana Open/1
(63)	MISC. PGA TOUR STATISTICS
(80)	Career Low Round/Round: 66—2003 Sony Open in Hawaii/2
(26)	Career Largest Paycheck/Finish: \$72,000—2003 Buick Invitational/17
(76)	
(55)	
(86)	
(77)	



Jeremy Anderson

EXEMPT STATUS: 31st Nationwide Tour Qualifier at the 2004 PGA TOUR Qualifying Tournament
FULL NAME: Jeremy Paul Anderson
HEIGHT: 5-10
WEIGHT: 185
BIRTHDATE: May 11, 1978
BIRTHPLACE: Louisville, KY

RESIDENCE: Las Vegas, NV; plays out of TPC at Summerlin
FAMILY: Single
EDUCATION: University of Nevada-Las Vegas (2000, Business Management)
SPECIAL INTERESTS: Eating at In 'N' Out Burger, sleeping
TURNED PROFESSIONAL: 2001

BEST NATIONWIDE TOUR CAREER FINISH: T62—2002 Preferred Health Systems Wichita Open.

BEST PGA TOUR CAREER FINISH: T23—2001 Michelob Championship at Kingsmill.

PROFESSIONAL CAREER:

Made the cut in just two of 14 events during his rookie season on the Nationwide Tour in 2002. His T62 at the Preferred Health Systems Wichita Open is a career-best. Was a rookie on the 2001 PGA TOUR, making the cut in eight of 28 events, with one top-25 finish. Was T23 at the Michelob Championship at Kingsmill. Best rounds were 66s in the final round of the Canon Greater Hartford Open and the second round of the Buick Open. Turned professional in late summer of 2001 and had played in only one previous TOUR event in his career, the 2000 Invensys Classic at Las Vegas, where he missed the 54-hole cut.

AMATEUR CAREER:

The only player from the college class of 2000 to gain his 2001 PGA TOUR card. Was named to the Ping/Golf Coaches Association of America All-America first team in 1999 and 2000. Became the first golfer in UNLV history to earn first-team honors more than once. Selected to the team a total of three times in his career, including a second-team choice as a sophomore in 1998. Concluded his career as a Rebel in May 2000 with a 10th-place overall finish at the NCAA Championship. Holds four UNLV school records: low 18 (63), low 54 (198), low season scoring average (70.85 in 2000) and low career scoring average (72.01). He was twice named the conference player of the year and is a two-time GTE/CoSIDA Academic All-American. Member of the UNLV national championship team in 1998. Two-time Palmer Cup team member.

PERSONAL:

Lists Michael Jordan, Lance Armstrong and his parents as his heroes. His younger brother, Chris, plays college golf at the University of Central Florida. Got started playing golf at age 5. No. 1 on his high school team in Lake Mary, FL, which included Matt Kuchar, winner of The Honda Classic in 2002.

NATIONWIDE TOUR CAREER SUMMARY

PLAYOFF RECORD: 0-0

Year	Events Played	Cuts Made	1st	2nd	3rd	Top 10	Top 25	Earnings	Rank
2002	14	2						\$2,157	264
Total	14	2						2,157	

PGA TOUR CAREER SUMMARY

PLAYOFF RECORD: 0-0

Year	Events Played	Cuts Made	1st	2nd	3rd	Top 10	Top 25	Earnings	Rank
2000	1								
2001	28	8					1	\$99,464	199
2002	1								
2003	1								
Total	31	8					1	99,464	

COMBINED ALL-TIME MONEY (3 TOURS):

\$101,621

CAREER STATISTICS

MISC. NATIONWIDE TOUR STATISTICS

Career Low Round/Round: 69—4 times, most recent 2002 Preferred Health Systems Wichita Open/2

Career Largest Paycheck/Finish: \$1,211—2002 Preferred Health Systems Wichita Open/T62

MISC. PGA TOUR STATISTICS

Career Low Round/Round: 66—2 times, most recent 2001 Buick Open/2

Career Largest Paycheck/Finish: \$33,600—2001 Michelob Championship at Kingsmill/T23



Ryan Armour

EXEMPT STATUS: 38th on the 2004 Nationwide Tour money list
FULL NAME: Ryan Patrick Armour
HEIGHT: 5-9
WEIGHT: 160
BIRTHDATE: February 27, 1976
BIRTHPLACE: Akron, OH

RESIDENCE: Silver Lake, OH; plays out of Firestone CC (Akron, OH)
FAMILY: Single
EDUCATION: Ohio State University (1999, Communications)
SPECIAL INTERESTS: Basketball, dogs
TURNED PROFESSIONAL: 1999

BEST NATIONWIDE TOUR CAREER FINISH: 3—2004 BellSouth Panama Championship.

BEST 2004 NATIONWIDE TOUR FINISHES: 3—BellSouth Panama Championship; T4—Mark Christopher Charity Classic; T5—Miccosukee Championship; T7—Price Cutter Charity Championship; T8—LaSalle Bank Open.

PROFESSIONAL CAREER:

Made the cut in 14 of 29 tournament appearances on the 2004 Nationwide Tour, finishing inside the top 25 nine times. Ended the year No. 38 on the money list, with \$140,418. Began the season with a third-place finish at the BellSouth Panama Championship, good for

\$34,000. Was one of just three players to finish the tournament under par (1-under), but six shots behind champion Jimmy Walker. Other top-10 finishes came at the Mark Christopher Charity Classic (T4), Miccosukee Championship (T5), Price Cutter Charity Championship (T7) and the LaSalle Bank Open (T8). Had missed the cut in all three career appearances prior to his rookie season in 2004, including his first as an amateur in the 1994 Cleveland Open. Medalist at the second stage of the 2003 PGA TOUR Qualifying Tournament, held at Black Horse GC. Shot an 8-under-par 64 in the final round to finish on top. Played on the Hooters Tour in 2002-03 and also the Golden Bear Tour in 2003. Member of the Developmental Players Tour in 2001-02. Has had two competitive holes-in-one.

Ryan Armour (Continued)

AMATEUR CAREER:

Individual medalist at the 1998 Big Ten Championship. Also earned third-team All-American honors that year. Selected to the All-Big Ten squad in 1995 and 1998.

PERSONAL:

Making it to the 1993 U.S. Junior finals was his biggest thrill in golf. Cites his parents as his heroes. Got his start in golf from his dad.

NATIONWIDE TOUR CAREER SUMMARY						PLAYOFF RECORD: 0-0			
Year	Events Played	Cuts Made	1st	2nd	3rd	Top 10	Top 25	Earnings	Rank
1994A	1								
2000	2								
2004	29	14			1	5	9	\$140,418	38
Total	32	14			1	5	9	140,418	
COMBINED ALL-TIME MONEY (3 TOURS):								\$140,418	

CAREER STATISTICS

2004 NATIONWIDE TOUR STATISTICS

Scoring Average	.71.15
Driving Distance	.292.4
Driving Accuracy Percentage	.61.7%
Total Driving	.156
Greens in Regulation Pct.	.67.1%
Putting Average	.1.765
Sand Save Percentage	.50.6%
Eagles (Holes per)	.172.0
Birdie Average	.3.81
All-Around Ranking	.425
Scoring Avg Before Cut	.71.40
Scoring Avg 3rd Rnd	.70.86
Scoring Avg Final Rnd	.70.43
Birdie Conversion %	.30.4%
Par Breakers	.21.8%

MISC. NATIONWIDE TOUR STATISTICS

(58) 2004 Low Round/Round: 64—2 times, most
(63) recent Mark Christopher Charity Classic/2
(93) Career Low Round/Round: 64—2 times,
(94) most recent 2004 Mark Christopher Charity
(61) Classic/2
(26) Career Largest Paycheck/Finish:
(45) \$34,000—2004 BellSouth Panama
(48) Championship/3
(31)
(29)
(84)
(41)
(19)
(41)
(27)



Arjun Atwal

EXEMPT STATUS: 42nd Nationwide Tour Qualifier at the 2004 PGA TOUR Qualifying Tournament

FULL NAME: Arjun Atwal

HEIGHT: 6-1

WEIGHT: 185

BIRTHDATE: March 20, 1973

BIRTHPLACE: Asansol, India

RESIDENCE: Calcutta, India

FAMILY: Wife, Ritika; Krishen

TURNED PROFESSIONAL: 1995

BEST NATIONWIDE TOUR CAREER FINISH: T16—2001 Siouxland Open.

BEST PGA TOUR CAREER FINISH: 6—2004 Chrysler Classic of Greensboro.

BEST 2004 PGA TOUR FINISH: 6—Chrysler Classic of Greensboro.

PROFESSIONAL CAREER:

Played his rookie season on the PGA TOUR in 2004, making 12 cuts in 30 starts. Missed 14 cuts in 15 starts in the middle of the season, but ended strong by playing on the weekend eight times in last 10 appearances, including a career-first top-10 finish, a solo sixth at the Chrysler Classic of Greensboro, aided by a final-round 66. Previous best was T13 at the 2004 Buick Championship. Streak of bogey-free holes ended at 59 as he posted a bogey on the par-4 14th hole Sunday. Jumped from 161st to 142nd on TOUR money list with paycheck of \$165,500. Was the first native of India to join the PGA TOUR after T7 finish at 2003 PGA TOUR National Qualifying Tournament. Has posted seven professional victories, including two on the European Tour. In 2003, became the first player on the Asian PGA to surpass \$1 million in career earnings. He achieved the feat by claiming a one-stroke victory in the Hero Honda Masters on home soil. In February 2003, claimed a commanding four-shot victory at the Carlsberg Malaysian Open for his second triumph on the European Tour. Held off Retief Goosen to win. In 2002, became the first Indian, and only the fourth Asian, to win on the European Tour when he recorded a five-stroke victory in the Caltex Singapore Masters and Charity Pro-Am presented by Carlsberg. Has made five career starts on the Nationwide Tour, with four of those coming during the 2001 season. Finished inside the top 25 in three of those starts that year, including Siouxland Open (T16), Hershey Open (T19) and Wichita Open (T21).

PERSONAL:

Lists Greg Norman, Arnold Palmer and Jack Nicklaus as golf heroes. Started playing golf at Royal Calcutta after being encouraged to take up the game by his father, Bindi, at age 14. Went to high school in America to study liberal arts for two years.

NATIONWIDE TOUR CAREER SUMMARY										PLAYOFF RECORD: 0-0	
Year	Events Played	Cuts Made	1st	2nd	3rd	Top 10	Top 25	Earnings	Rank		
2000	1										
2001	4	4					3	\$16,047	148		
Total	5	4					3	16,047			

PGA TOUR CAREER SUMMARY						PLAYOFF RECORD: 0-0			
Year	Events Played	Cuts Made	1st	2nd	3rd	Top 10	Top 25	Earnings	Rank
1996	2	1						\$3,506	337
1999	2								
2002	1								
2003	1	1							
2004	30	12				1	4	486,052	146
Total	36	14				1	4	489,558	
COMBINED ALL-TIME MONEY (3 TOURS):								\$505,605	

PGA TOUR TOP TOURNAMENT SUMMARY

Year	03	04
British Open		CUT
WGC-American Express Champ	T48	T43

CAREER STATISTICS

MISC. NATIONWIDE TOUR STATISTICS

Career Low Round/Round: 66—2001 Wichita Open/3
Career Largest Paycheck/Finish: \$5,769—2001 Siouxland Open/T16

MISC. PGA TOUR STATISTICS

2004 Low Round/Round: 64—2 times, most recent FUNAI Classic at the WALT DISNEY WORLD Resort/4
Career Low Round/Round: 64—2 times, most recent 2004 FUNAI Classic at the WALT DISNEY WORLD Resort/4
Career Largest Paycheck/Finish: \$165,600—2004 Chrysler Classic of Greensboro/6



Aaron Barber

EXEMPT STATUS: 40th Nationwide Tour Qualifier at the 2004 PGA TOUR Qualifying Tournament
FULL NAME: Aaron James Barber
HEIGHT: 6-0
WEIGHT: 165
BIRTHDATE: November 15, 1972
BIRTHPLACE: Willmar, MN

RESIDENCE: Maple Grove, MN; plays out of Little Crow CC
FAMILY: Wife, Leah; Nicholas James (5/14/03)
EDUCATION: University of Minnesota (1996, Business-Statistics)
SPECIAL INTERESTS: Stock market, fishing, hanging out with friends
TURNED PROFESSIONAL: 1996

BEST NATIONWIDE TOUR CAREER FINISH: T13—2004 First Tee Arkansas Classic.
BEST 2004 NATIONWIDE TOUR FINISHES: T13—First Tee Arkansas Classic; T16—LaSalle Bank Open.
BEST PGA TOUR CAREER FINISH: T4—2003 Chrysler Classic of Tucson.
BEST 2004 PGA TOUR FINISH: T9—Booz Allen Classic.

PROFESSIONAL CAREER:

Member of the PGA TOUR from 2003-04. Collected his first check of the 2004 season at the Booz Allen Classic, with a T9 finish after missing the cut in his first five starts of the season. The performance marked his only top-10 showing of the season and just the second of his career. Ended the year No. 185 on the money list, with \$229,915. Rookie on the PGA TOUR in 2003. Earned first paycheck on the TOUR at the Chrysler Classic of Tucson after missing the cut in his four previous starts in 2003. Recorded a pair of 65s on the weekend to finish T4 and earned \$132,000. Posted a career-best, 9-under-par 63 in the first round of the Las Vegas Invitational at Southern Highlands. Was paired with Annika Sorenstam and Dean Wilson for the first two rounds of the Bank of America Colonial. Joined Sorenstam in missing the cut. Finished T8 at the 2002 PGA TOUR Qualifying Tournament to earn his card for the first time. Played the Canadian Tour from 1998-2002 and the Hooters Tour in 1997. Finished sixth on the 2002 Canadian Tour Order of Merit, an award he won in 2001. Had seven top-10s in 2002 and set a course record with a 63 at the TELUS Edmonton Open. Won twice in 2001, at the TELUS Edmonton Open and Barefoot Classic.

AMATEUR CAREER:

Winner of the 1996 Michigan State Invitational and the Reliastar Invitational. Named to the All-Big Ten Conference team in 1995 and 1996.

NATIONWIDE TOUR CAREER SUMMARY

PLAYOFF RECORD: 0-0

Year	Events Played	Cuts Made	1st	2nd	3rd	Top 10	Top 25	Earnings	Rank
1996	2	2						\$1,115	221
1997	2								
2004	7	3					2	21,405	146
Total	11	5					2	22,520	

PGA TOUR CAREER SUMMARY

PLAYOFF RECORD: 0-0

Year	Events Played	Cuts Made	1st	2nd	3rd	Top 10	Top 25	Earnings	Rank
2001	2								
2003	32	13				1	4	\$425,277	140
2004	17	7				1	2	229,915	185
Total	51	20				2	6	655,192	

COMBINED ALL-TIME MONEY (3 TOURS):

\$677,712

CAREER STATISTICS

2004 NATIONWIDE TOUR STATISTICS

Scoring Average	.70.55	(N/A)
Driving Distance	.281.6	(N/A)
Driving Accuracy Percentage	.71.9%	(N/A)
Total Driving		(N/A)
Greens in Regulation Pct.	.70.6%	(N/A)
Putting Average	.1.807	(N/A)
Sand Save Percentage	.54.2%	(N/A)
Eagles (Holes per)	.360.0	(N/A)
Birdie Average	.3.65	(N/A)
Scoring Avg Before Cut	.70.64	(N/A)
Scoring Avg 3rd Rnd	.69.67	(N/A)
Scoring Avg Final Rnd	.71.00	(N/A)
Birdie Conversion %	.28.3%	(N/A)
Par Breakers	.20.6%	(N/A)

MISC. NATIONWIDE TOUR STATISTICS

2004 Low Round/Round: 66—Chattanooga Classic Presented by Cummings Cove and RealtyCenter/GMAC/1
Career Low Round/Round: 66—2004 Chattanooga Classic Presented by Cummings Cove and RealtyCenter/GMAC/1
Career Largest Paycheck/Finish: \$10,400—2004 LaSalle Bank Open/T16
MISC. PGA TOUR STATISTICS
2004 Low Round/Round: 63—Valero Texas Open/2
Career Low Round/Round: 63—2 times, most recent 2004 Valero Texas Open/2
Career Largest Paycheck/Finish: \$134,400—2004 Booz Allen Classic/T9



Ben Bates

EXEMPT STATUS: 2004 Tournament winner
FULL NAME: Benjamin Edwin Bates
HEIGHT: 6-0
WEIGHT: 195
BIRTHDATE: June 12, 1961
BIRTHPLACE: Quincy, FL
RESIDENCE: Havana, FL; plays out of Havana G&CC

FAMILY: Wife, Melissa; Payton (9/10/93), Graeson (6/24/96), Benjamin Angus (8/13/01)
EDUCATION: Troy State University
SPECIAL INTERESTS: Football, fishing
TURNED PROFESSIONAL: 1984

NATIONWIDE TOUR VICTORIES (2): 1997 Wichita Open. 2004 The Reese's Cup Classic.

BEST 2004 NATIONWIDE TOUR FINISHES: 1—The Reese's Cup Classic; T8—First Tee Arkansas Classic.

BEST PGA TOUR CAREER FINISH: T8—1998 Buick Challenge.

PROFESSIONAL CAREER:

Member of Nationwide Tour in 1990-97 and 2001-04. Member of PGA TOUR from 1998-2001. Made the cut in 20 of 27 appearances, including nine top-25 finishes on the 2004 Nationwide Tour. Finished the season No. 34 on the official money list, with \$162,095. Opened the season with seven consecutive made cuts, including a T8 at the First Tee Arkansas Classic. Notched his only other top-10 showing when he won a playoff over Paul

Ben Bates (Continued)

Gow with a par on the eighth extra hole at The Reese's Cup Classic, his second career victory on the Nationwide Tour. Fired rounds of 70-69-66-73 to finish 6-under-par 278, collecting \$81,000 for his efforts. Had the second-best consecutive-birdies streak on Tour, tallying seven straight birdies on Nos. 14-2 in the final round of the Lake Erie Charity Classic. Finished No. 111 on the 2003 Nationwide Tour money list, making the cut in 11 of 21 tournaments. Finished T10 at the Permian Basin Open, his only top-10 of the season. Made the cut in 14 of 26 events, including five top-25 finishes, on his way to a No. 63 spot on the 2002 Nationwide Tour money list. Finished in the top 10 four times, including a season-best T6 at the Hibernia Southern Open. Made the cut in six of 10 Nationwide Tour events in 2001. Best finish was a T26 at the Arkansas Classic. Rounds of 67-70-67-68 resulted in a T9 finish at the PGA TOUR's 2000 Westin Texas Open, his lone top-10 of the season. Finished 165th on the 1999 PGA TOUR official money list, with \$176,919. Participated in 1999 PGA TOUR National Qualifying Tournament and finished T2 to maintain his playing privileges for third consecutive year. Posted a career-low 62 in the opening round of the Greater Milwaukee Open on his way to a T10, his sole top-10 finish of the year and the second of his career. Best career finish is a T8 showing at the 1998 Buick Challenge. Winner of the 1997 Wichita Open in a four-man playoff involving Carl Paulson, Jeff Brehaut and Chris Smith. It was his 179th start on the Nationwide Tour. Has two other top-five finishes on the Nationwide Tour—T3 at the 1993 Panama City Beach Classic and T3 at the 1990 New England Classic.

AMATEUR CAREER:

Member of NCAA Division II championship team at Troy State (AL). Winner of five collegiate tournaments.

NATIONWIDE TOUR CAREER SUMMARY										PLAYOFF RECORD: 2-0	
Year	Events Played	Cuts Made	1st	2nd	3rd	Top 10	Top 25	Earnings	Rank		
1990	30	21			1	3	13	\$29,349	32		
1991	15	9				2	6	15,480	69		
1992	7	2					2	3,185	159		
1993	29	20			1	3	12	46,943	40		
1994	26	12					3	12,383	97		
1995	27	18				4	10	52,263	41		
1996	27	15				1	4	27,754	69		
1997	29	23	1			8	15	105,089	12		
1998	3	2				1	2	6,310	147		
2000	1	1					1	8,800	182		
2001	10	6						12,675	160		
2002	26	14				4	5	71,804	63		
2003	21	11				1	2	33,239	111		
2004	27	20	1			2	9	162,095	34		
Total	278	174	2		2	29	84	587,367			

PGA TOUR CAREER SUMMARY

PLAYOFF RECORD: 0-0

Year	Events Played	Cuts Made	1st	2nd	3rd	Top 10	Top 25	Earnings	Rank
1985	1								
1986	1	1						\$432	299
1998	31	22				1	7	260,225	112
1999	35	16				1	1	176,919	165
2000	35	18				1	2	248,087	149
2001	18	8					3	197,191	172
Total	121	65				3	13	882,854	

COMBINED ALL-TIME MONEY (3 TOURS):

\$1,470,221

PGA TOUR TOP TOURNAMENT SUMMARY

Year	99	00	01
U.S. Open			CUT
THE PLAYERS	CUT		

CAREER STATISTICS

2004 NATIONWIDE TOUR STATISTICS

Scoring Average	.70.53
Driving Distance	287.4
Driving Accuracy Percentage	.69.1%
Total Driving	.111
Greens in Regulation Pct.	.69.4%
Putting Average	1.782
Sand Save Percentage	.41.2%
Eagles (Holes per)	.188.0
Birdie Average	3.73
All-Around Ranking	424
Scoring Avg Before Cut	.70.07
Scoring Avg 3rd Rnd	.71.25
Scoring Avg Final Rnd	.71.05
Birdie Conversion %	.28.9%
Par Breakers	.21.3%

MISC. NATIONWIDE TOUR STATISTICS

(18) 2004 Low Round/Round: 64—Chattanooga
(90) Classic Presented by Cummings Cove and
(21) RealtyCenter/GMAC/3
(27) Career Low Round/Round: 64—6 times,
(30) most recent 2004 Chattanooga Classic
(54) Presented by Cummings Cove and
(121) RealtyCenter/GMAC/3
(54) Career Largest Paycheck/Finish:
(36) \$81,000—2004 The Reese's Cup Classic/1
(28) MISC. PGA TOUR STATISTICS
(12) Career Low Round/Round: 62—1999 Greater
(68) Milwaukee Open/1
(45) Career Largest Paycheck/Finish:
(69) \$65,250—2001 Genuity Championship/T17
(38)



Shane Bertsch (BIRCH)

EXEMPT STATUS: 25th on the 2004 Nationwide Tour money list

FULL NAME: Shane Thomas Bertsch

HEIGHT: 6-2

WEIGHT: 185

BIRTHDATE: March 30, 1970

BIRTHPLACE: Denver, CO

RESIDENCE: Denver, CO; plays out of Glenmoore CC (Englewood, CO)

FAMILY: Wife, Monica; Brianna Dakota (3/28/02)

EDUCATION: New Mexico Junior College, Texas A&M University (1994, Parks and Recreation)

SPECIAL INTERESTS: Fly fishing, skiing

TURNED PROFESSIONAL: 1994

NATIONWIDE TOUR VICTORIES (1): 2000 Upstate Classic.

BEST 2004 NATIONWIDE TOUR FINISHES: T2—Knoxville Open; 3—Rheem Classic, BMW Charity Pro-Am at The Cliffs; T10—Permian Basin Charity Golf Classic.

BEST PGA TOUR CAREER FINISH: T5—1996 Greater Vancouver Open.

PROFESSIONAL CAREER:

Member of the PGA TOUR in 1996-97 and the Nationwide Tour in 1995 and 1999-2004. Made the cut in 17 of 28 starts on the 2004 Nationwide Tour. Ranked No. 25 on the final money list, with \$189,046. Got off to a tremendous start with eight top-15 finishes in his first 12 starts of the season, including a season-best runner-up showing when he lost to Hunter Haas in a playoff at the Knoxville Open. Collected \$41,800 for the second-place finish. Besides his playoff loss, he also posted top 10s at the Rheem Classic (third), the BMW Charity Pro-Am at The Cliffs (T3) and the Permian Basin Charity Golf Classic (T10). Made the

cut in 16 of 28 appearances on the 2003 Nationwide Tour. Finished the season No. 56 on the final money list, with \$85,558, just missing the season-ending 55-member Nationwide Tour Championship by \$18 to Michael Allen. Posted eight top-25 finishes, including two inside the top 10. Best showing was T8 at the Envirocare Utah Classic, followed by a T10 at the Northeast Pennsylvania Classic. Finished No. 96 on the 2002 Nationwide Tour money list. Made the cut in 12 of 20 tournaments entered with a season-best T10 at his season-opening BMW Charity Pro-Am at The Cliffs. Made the cut in 11 of 24 events in 2001, with two top-10 finishes. Overcame first-round 75 with rounds of 67-66-69 to T6 at Siouxland Open. Had his best finish of the year at the Tri-Cities Open, where he carded scores of 67-72-69-70 to wind up 10-under par and season-best T4. Captured his first victory at the 2000 Upstate Classic. Was six strokes back of leader Vaughn Taylor after first 36 holes. Moved into contention on Saturday with career-best round, an 8-under 64. Trained 54-hole leader and Monday qualifier Tim Straub by two shots heading into Sunday's finale. Put together a six-birdie effort in the final round to overtake Straub and win by four strokes. His first win

Shane Bertsch (Continued)

was worth \$72,000, more than he had made in any single season on the Tour, allowing him to move from No. 58 on the money list to No. 14. Also earned July Player of the Month honors. Winner of the 1998 Colorado Open. Closed 68-66 for T5 at 1996 Greater Vancouver Open, his only top-10 finish of his career on the PGA TOUR. Earned \$26,099 to rank 72nd on 1995 Nationwide Tour money list.

AMATEUR CAREER:

Biggest thrill in golf was first tournament win in 1994, the Southwest Kansas Pro-Am.

PERSONAL:

A promising junior tennis player, he gave up the game to concentrate on golf after losing a big match to future No. 1-ranked Andre Agassi. Used to travel on the Nationwide Tour with the family dog, Moby.

NATIONWIDE TOUR CAREER SUMMARY										PLAYOFF RECORD: 0-1	
Year	Events Played	Cuts Made	1st	2nd	3rd	Top 10	Top 25	Earnings	Rank		
1992	1										
1993	3										
1994	2	1					1	\$2,323	176		
1995	24	10				3	4	26,099	72		
1996	1										
1997	1	1				1	1	8,833	129		
1998	3	1						1,140	234		
1999	27	13					3	19,724	97		
2000	28	18	1		1	3	6	148,940	24		
2001	24	11				2	6	60,900	68		
2002	20	12				1	2	37,354	96		
2003	26	16				2	8	85,558	56		
2004	28	17		1	2	4	13	189,046	25		
Total	188	100	1	1	3	16	44	579,917			

PGA TOUR CAREER SUMMARY										PLAYOFF RECORD: 0-0	
Year	Events Played	Cuts Made	1st	2nd	3rd	Top 10	Top 25	Earnings	Rank		
1993	1	1						\$2,548	300		
1996	28	8				1	1	65,517	188		
1997	30	11					2	73,480	182		
1998	2										
2002	1										
Total	62	20				1	3	141,544			
COMBINED ALL-TIME MONEY (3 TOURS):								\$721,461			

PGA TOUR TOP TOURNAMENT SUMMARY									
Year	98								
U.S. Open	CUT								

CAREER STATISTICS									
2004 NATIONWIDE TOUR STATISTICS					MISC. NATIONWIDE TOUR STATISTICS				
Scoring Average	70.76	(31)	2004 Low Round/Round: 65	3 times, most recent Henrico County Open/3					
Driving Distance	279.5	(129)	Career Low Round/Round: 63	2000 Dakota Dunes Open/2					
Driving Accuracy Percentage	65.2%	(54)	Career Largest Paycheck/Finish:						
Total Driving	183	(122)	\$72,000	2000 Upstate Classic/1					
Greens in Regulation Pct.	66.0%	(82)	MISC. PGA TOUR STATISTICS						
Putting Average	1.748	(11)	Career Low Round/Round: 65	1996					
Sand Save Percentage	47.6%	(72)	Freeport-McDermott Classic/2						
Eagles (Holes per)	405.0	(126)	Career Largest Paycheck/Finish:						
Birdie Average	3.91	(18)	\$33,900	1996 Greater Vancouver Open/T5					
All-Around Ranking	523	(55)							
Scoring Avg Before Cut	70.73	(37)							
Scoring Avg 3rd Rnd	71.94	(99)							
Scoring Avg Final Rnd	69.65	(4)							
Birdie Conversion %	32.3%	(16)							
Par Breakers	22.0%	(22)							



Guy Boros

EXEMPT STATUS: 16th Nationwide Tour Qualifier at the 2004 PGA TOUR Qualifying Tournament

FULL NAME: Guy Donald Boros

HEIGHT: 6-0

WEIGHT: 265

BIRTHDATE: September 4, 1964

BIRTHPLACE: Fort Lauderdale, FL

RESIDENCE: Pompano Beach, FL

FAMILY: Wife, Kim; Jamie Christine (1/25/00), Thomas Julius (9/30/01)

EDUCATION: University of Iowa (1986)

SPECIAL INTERESTS: Fishing

TURNED PROFESSIONAL: 1986

NATIONWIDE TOUR VICTORIES (3): 2001 Tri-Cities Open. 2003 Lake Erie Charity Classic at Peek 'n Peak Resort, Dayton Open.

BEST 2004 NATIONWIDE TOUR FINISH: T16—Knoxville Open.

PGA TOUR VICTORIES (1): 1996 Greater Vancouver Open.

BEST 2004 PGA TOUR FINISH: T18—Booz Allen Classic.

PROFESSIONAL CAREER:

In return trip to PGA TOUR in 2004, finished 208th on money list, with one top 25—a T18 at the Booz Allen Classic. Fired a 9-under-par 63 in the third round of the HP Classic of New Orleans. Played extensively on the 2003 Nationwide Tour, finishing the season 14th on the money list, with \$210,462 to earn a higher status than his Past Champion category for the 2004 TOUR season. Made the cut in 13 of 20 events in 2003, including three top-10 finishes. Grabbed his second career win on the Nationwide Tour at the Lake Erie Charity Classic at Peek'n Peak Resort. Birdied final hole to finish 13-under-par 275, one shot in front of Bob Heintz and Chris Couch. Won again five weeks later at the Dayton Open. Playing in just third PGA TOUR event of 2003 season, finished T10 at the Reno-Tahoe Open. Top 10 was first since solo third at 1997 season-opening Mercedes Championships, a span of 72 TOUR events between top-10s. Posted just one top-25 on the PGA TOUR between 1999-2002, a

T13 at the 2002 SEI Pennsylvania Classic. Won the 2001 Tri-Cities Open while playing 23 events to finish 43rd on the Nationwide Tour money list. Became first son of a PGA TOUR winner to win a TOUR title in 15 years when he won the inaugural Greater Vancouver Open in 1996. Won the 1989 Atlantic Classic and 1991 British Columbia Open while competing on the Canadian Tour. Led the Canadian Tour Order of Merit in 1991. Played six years on the Nationwide Tour (1993, 1998-2003), four years on the Canadian Tour and two on the PGA Tour of Australasia.

AMATEUR CAREER:

Three-time All-Big Ten golfer at University of Iowa.

PERSONAL:

Was competing in 1994 Southwestern Bell Colonial when he received word his father, two-time U.S. Open champion and Hall of Famer Julius Boros, had died. Caddied for his father, an 18-time winner on the PGA TOUR, for several years.

Guy Boros (Continued)

NATIONWIDE TOUR CAREER SUMMARY

PLAYOFF RECORD: 0-0

Year	Events Played	Cuts Made	1st	2nd	3rd	Top 10	Top 25	Earnings	Rank
1991	1								
1993	28	22		1	1	8	14	\$75,104	13
1994	1								
1999	18	7				2	3	27,484	85
2000	22	6				1	1	20,873	140
2001	23	10	1			1	4	109,802	43
2002	15	8				1	1	28,639	120
2003	20	13	2			3	6	210,461	14
2004	5	3					1	10,901	189
Total	133	69	3	1	1	16	30	483,263	

PGA TOUR CAREER SUMMARY

PLAYOFF RECORD: 0-0

Year	Events Played	Cuts Made	1st	2nd	3rd	Top 10	Top 25	Earnings	Rank
1990	1								
1991	1								
1994	30	19			1	4	8	\$240,775	76
1995	34	14				4	9	303,654	62
1996	31	17	1			1	5	283,358	75
1997	27	13			1	1	2	191,139	120
1998	35	11					2	73,203	198
1999	5	1						4,500	330
2000	4	1						6,796	244
2001	3	2						15,088	231
2002	11	3					1	82,852	207
2003	6	3				1	1	95,612	210
2004	24	8					1	130,783	208
Total	212	92	1		2	11	29	1,427,761	

COMBINED ALL-TIME MONEY (3 TOURS):

\$1,911,024

PGA TOUR TOP TOURNAMENT SUMMARY

Year	95	96	97	98
Masters			CUT	
U.S. Open	T36		CUT	
PGA	CUT		CUT	
THE PLAYERS	CUT	T53	W/D	CUT

CAREER STATISTICS

2004 NATIONWIDE TOUR STATISTICS

Scoring Average	.71.06	(N/A)
Driving Distance	.273.6	(N/A)
Driving Accuracy Percentage	.67.3%	(N/A)
Total Driving		(N/A)
Greens in Regulation Pct.	.67.4%	(N/A)
Putting Average	.1.794	(N/A)
Sand Save Percentage	.57.1%	(N/A)
Eagles (Holes per)	.144.0	(N/A)
Birdie Average	.3.63	(N/A)
Scoring Avg Before Cut	.70.40	(N/A)
Scoring Avg 3rd Rnd	.72.67	(N/A)
Scoring Avg Final Rnd	.71.67	(N/A)
Birdie Conversion %	.29.0%	(N/A)
Par Breakers	.20.8%	(N/A)

MISC. NATIONWIDE TOUR STATISTICS

2004 Low Round/Round: 65—2 times, most recent Henrico County Open/2

Career Low Round/Round: 62—2000 Permian Basin Open/2

Career Largest Paycheck/Finish: \$81,000—2 times, most recent 2003 Dayton Open/1

MISC. PGA TOUR STATISTICS

2004 Low Round/Round: 63—HP Classic of New Orleans/3

Career Low Round/Round: 63—3 times, most recent 2004 HP Classic of New Orleans/3

Career Largest Paycheck/Finish: \$180,000—1996 Greater Vancouver Open/1



Jaxon Brigman

EXEMPT STATUS: 38th Nationwide Tour Qualifier at the

2004 PGA TOUR Qualifying Tournament

FULL NAME: Jaxon David Brigman

HEIGHT: 5-9

WEIGHT: 170

BIRTHDATE: May 8, 1971

BIRTHPLACE: Abilene, TX

RESIDENCE: Frisco, TX; plays out of Performax Golf

Academy at Castle Hills (Lewisville, TX)

FAMILY: Wife, Ami

EDUCATION: Oklahoma State University (1994, Marketing)

SPECIAL INTERESTS: Fishing, movies

TURNED PROFESSIONAL: 1994

BEST NATIONWIDE TOUR CAREER FINISH: T2—1998 Monterrey Open.

BEST 2004 NATIONWIDE TOUR FINISH: T18—Envirocare Utah Classic.

BEST PGA TOUR CAREER FINISH: T11—2001 Texas Open at LaCantera.

PROFESSIONAL CAREER:

Member of Nationwide Tour in 1995-96, 1998, 2000 and 2002-04. Made the cut in three of eight starts on the 2004 Tour. T18 at the Envirocare Utah Classic was his only top-25 finish of the season. Made the cut in eight of 16 events on the 2003 Nationwide Tour. Finished the season No. 99 on the money list, with \$39,925. Posted three top-25s, including a season-best T4 at the Samsung Canadian PGA Championship. Led the Tour in Scrambling (68.2 percent). Finished No. 89 on the 2002 Nationwide Tour, with \$41,691. Made the cut in 10 of 21 tournaments, with his best finish a T7 at the Dayton Open. Ranked No. 3 on Tour in Sand Save Percentage (63.2 percent). Missed qualifying for the 2000 PGA TOUR by one stroke after signing an incorrect scorecard during the final round of the 1999 PGA TOUR National Qualifying Tournament. Signed for a four instead of the three he actually made on the par-4 13th hole of the Gold Course at Doral. Made the cut in 16 of 29 events on the 2000 Nationwide Tour, with six top-25 finishes. Finished season-best third at the Dayton Open. Was 10th on the 1999 Lone Star Tour money list, with \$13,501. Fired final-round 65 at the 1998 Monterrey Open to T2, his best Nationwide Tour career finish. Monday-qualified at the 2001 Texas Open at LaCantera, where he posted rounds of 67-71-67-69 to T11 and collected \$61,500, the largest paycheck of his professional career. The finish marked his only made cut in four career starts on the PGA TOUR. Was 2003 Tight Lies Tour Player of the Year. Leading money-winner on that Tour in 2004.

AMATEUR CAREER:

Member of Oklahoma State University's 1991 NCAA Championship team. Was T4 individually at the 1992 NCAA Championship. Winner of the 1988 and 1989 LaJet Amateur and the 1993 Sunnehanna Amateur.

PERSONAL:

Mentions that should ESPN do a "Did You Know" on his golf career, the network would mention him signing an incorrect scorecard at the 1999 Q-School to miss his PGA TOUR card by a shot.

NATIONWIDE TOUR CAREER SUMMARY

PLAYOFF RECORD: 0-0

Year	Events Played	Cuts Made	1st	2nd	3rd	Top 10	Top 25	Earnings	Rank
1995	19	8					2	\$8,361	135
1996	20	6					1	6,209	144
1997	2	1					1	2,250	185
1998	24	12		1		1	3	31,412	70
1999	3	1						1,170	214
2000	29	16			1	3	6	91,413	58
2002	21	10				2	4	41,691	89
2003	16	8				1	3	39,925	99
2004	8	3					1	10,188	191
Total	142	65		1	1	7	21	232,619	

Jaxon Brigman (Continued)

PGA TOUR CAREER SUMMARY

PLAYOFF RECORD: 0-0

Year	Events Played	Cuts Made	1st	2nd	3rd	Top 10	Top 25	Earnings	Rank
1988A	1								
1999	1								
2001	1	1					1	\$61,500	
2003	1								
Total	4	1					1	61,500	

COMBINED ALL-TIME MONEY (3 TOURS):

\$294,119

CAREER STATISTICS

2004 NATIONWIDE TOUR STATISTICS

Scoring Average	.72.14	(N/A)
Driving Distance	276.3	(N/A)
Driving Accuracy Percentage	.61.3%	(N/A)
Total Driving		(N/A)
Greens in Regulation Pct.	.65.9%	(N/A)
Putting Average	1.820	(N/A)
Sand Save Percentage	.53.6%	(N/A)
Birdie Average	3.18	(N/A)
Scoring Avg Before Cut	.72.00	(N/A)
Scoring Avg 3rd Rnd	.72.33	(N/A)
Scoring Avg Final Rnd	.72.67	(N/A)
Birdie Conversion %	.24.9%	(N/A)
Par Breakers	.17.7%	(N/A)

MISC. NATIONWIDE TOUR STATISTICS

2004 Low Round/Round: 67—Lake Erie Charity Classic at Peek 'n Peak Resort/2
Career Low Round/Round: 64—2002 Dayton Open/3
Career Largest Paycheck/Finish: \$28,900—2000 Dayton Open/3
MISC. PGA TOUR STATISTICS
2004 Low Round/Round: 67—2 times, most recent 2001 Texas Open at LaCantera/3
Career Largest Paycheck/Finish: \$61,500—2001 Texas Open at LaCantera/T11



Olin Browne

EXEMPT STATUS: 2nd Nationwide Tour Qualifier at the 2004 PGA TOUR Qualifying Tournament

FULL NAME: Olin Douglas Browne

HEIGHT: 5-9

WEIGHT: 175

BIRTHDATE: May 22, 1959

BIRTHPLACE: Washington, D.C.

RESIDENCE: Hobe Sound, FL

FAMILY: Wife, Pam; Olin, Jr. (7/9/88), Alexandra Grace (10/24/91)

EDUCATION: Occidental College

SPECIAL INTERESTS: Fly fishing, environment, some politics

TURNED PROFESSIONAL: 1984

NATIONWIDE TOUR VICTORIES (4): 1991 Bakersfield Open, Hawkeye Open. 1993 Monterrey Open. 1996 Dominion Open.

PGA TOUR VICTORIES (2): 1998 Canon Greater Hartford Open. 1999 MasterCard Colonial.

BEST 2004 PGA TOUR FINISHES: T4—U.S. Bank Championship in Milwaukee; T7—Booz Allen Classic.

PROFESSIONAL CAREER:

Made 15 cuts in 30 PGA TOUR starts in 2004, including two top-10s. Played in the final group with Adam Scott at the 2004 Booz Allen Classic and finished T7, his first top-10 since a T5 at the 2002 SEI Pennsylvania Classic, a span of 53 events. Next top-10, a T4, came a month later at the U.S. Bank Championship in Milwaukee. Shared first-round lead with seven others, tying a TOUR record for players sharing the lead through 18 holes (2000 Honda Classic). Missed the cut in the last two tournaments of the 2004 season and fell out of the top 125 to finish the year 127th. In 2003 finished out of the top 125 for the first time since 1994. Played in 34 tournaments and made 22 cuts to place 130th on the final season money list. Best 2002 finish was a T5 at the SEI Pennsylvania Classic, where he shot 65-66 on the weekend. In 2001 his best chance to earn first TOUR title since 1999 came in the AT&T Pebble Beach National Pro-Am. Shared third-round lead with Phil Mickelson at 14-under-par 202. Closed with 73 to finish T3. In 1999, earned his second PGA TOUR victory in as many seasons with win at the MasterCard Colonial. Final-round 66, which included two eagles, produced a one-stroke victory. Win came on his 40th birthday. The \$504,000 payday was the largest of his career. Also earned a spot in 2000 Mercedes Championships, which he had to miss in 1999 due to October surgery on his left arm. Leading up to victory, was not allowed to hit more than a small bucket of balls in practice. Went from late August 1998 to mid-February 1999 without touching his clubs. After 14 years as a professional, claimed his first TOUR title at the 1998 Canon Greater Hartford Open. Closed with 67 to earn a spot in playoff with Stewart Cink and Larry Mize. On the first extra hole, chipped in for birdie from 40 feet for the win, becoming the first player since Greg Norman at the 1995 NEC World Series of Golf to win a playoff by chipping in. In only Nationwide Tour start in 1996, earned fourth Nationwide Tour title with a victory in the Dominion Open. His four Nationwide Tour career victories exceeded only by Sean Murphy and Matt Gogel, with six, and Chris Smith and Pat Bates, with five. In 1993, won Monterrey Open and finished seventh on Nationwide Tour money list to earn exempt status on PGA TOUR. Won Bakersfield Open and Hawkeye Open to finish second on Nationwide Tour money list in 1991 and earn exempt status on PGA TOUR.

AMATEUR CAREER:

Member of the Occidental College Hall of Fame. School's annual most valuable player award, given to the top golfer, is named in his honor.

PERSONAL:

After winning 1993 Monterrey Open in Mexico, gave victory speech in Spanish. Knows language because of his father's Chilean heritage. Did not start playing golf until he was 19. Got hooked on game while attending Occidental College in Los Angeles.

NATIONWIDE TOUR CAREER SUMMARY

PLAYOFF RECORD: 0-0

Year	Events Played	Cuts Made	1st	2nd	3rd	Top 10	Top 25	Earnings	Rank
1990	27	19		1	2	5	12	\$42,227	16
1991	27	20	2	1	3	11	15	106,406	2
1993	24	18	1	1	1	5	9	100,754	7
1995	25	21		1	1	6	16	85,704	18
1996	1	1	1			1	1	36,000	55
Total	104	79	4	4	7	28	53	371,092	

PGA TOUR CAREER SUMMARY

PLAYOFF RECORD: 1-0

Year	Events Played	Cuts Made	1st	2nd	3rd	Top 10	Top 25	Earnings	Rank
1983A	1								
1986	1								
1988	1								
1989	1								
1990A	1								
1991	1								
1992	30	14				1	1	\$84,152	147
1993	2	1						2,738	290
1994	31	15				1	2	101,580	154
1996	27	21				3	7	223,703	100
1997	33	19				2	5	261,810	94
1998	25	15	1			2	7	590,240	47
1999	26	16	1		1	3	4	834,331	51
2000	31	21				1	7	494,307	98
2001	30	19			1	3	9	815,636	62
2002	33	20				2	6	615,828	111
2003	34	22					6	479,592	130
2004	30	15				2	7	597,034	127
Total	338	198	2		2	20	61	5,100,952	

COMBINED ALL-TIME MONEY (3 TOURS):

\$5,472,044

Olin Browne (Continued)

PGA TOUR TOP TOURNAMENT SUMMARY

Year	94	95	96	97	98	99	00	01	02	03
Masters					CUT	T52				
U.S. Open	T47		T101	T5	T43	CUT		T24	CUT	T59
PGA				T53	T62	T49		CUT		
THE PLAYERS				CUT	CUT	CUT	T77	CUT	CUT	CUT
WGC-Accenture Match Play							T33			

CAREER STATISTICS

MISC. NATIONWIDE TOUR STATISTICS

Career Low Round/Round: 64—3 times, most recent 1993 Utah Classic/1

Career Largest Paycheck/Finish: \$36,000—2 times, most recent 1996 Dominion Open/1

MISC. PGA TOUR STATISTICS

2004 Low Round/Round: 64—3 times, most recent Michelin Championship at Las Vegas/2

Career Low Round/Round: 63—2 times, most recent 2001 Canon Greater Hartford Open/4

Career Largest Paycheck/Finish: \$504,000—1999 MasterCard Colonial/1



Jason Buha

EXEMPT STATUS: 33rd on the 2004 Nationwide Tour money list

FULL NAME: Jason Paul Buha

HEIGHT: 6-0

WEIGHT: 170

BIRTHDATE: February 6, 1975

BIRTHPLACE: Dearborn, MI

RESIDENCE: Birmingham, AL; plays out of Shoal Creek GC

FAMILY: Wife, Ashley; Claire Elizabeth (2/12/03)

EDUCATION: Duke University (1997, Economics)

SPECIAL INTERESTS: Fishing, hunting, skiing, reading

TURNED PROFESSIONAL: 1997

NATIONWIDE TOUR VICTORIES (1): 2002 Dayton Open.

BEST 2004 NATIONWIDE TOUR FINISHES: T2—SAS Carolina Classic, Virginia Beach Open; T6—Gila River Classic at Wild Horse Pass Resort; T8—Alberta Classic; 9—Henrico County Open.

BEST PGA TOUR CAREER FINISH: T18—2000 Canon Greater Hartford Open.

BEST 2004 PGA TOUR FINISH: T27—Reno-Tahoe Open.

PROFESSIONAL CAREER:

Member of the Nationwide Tour in 2001-02 and 2004. Member of the PGA TOUR in 2000 and 2003. Made the cut in 19 of 30 events on the 2004 Nationwide Tour, finishing inside the top 25 in nine of those starts. Ranked No. 33 on the final money list, with \$162,115. Had two runner-up finishes among his five top-10 finishes. Was a member of a four-man playoff eventually won by Chris Anderson on the eighth extra hole at the SAS Carolina Classic. Collected \$39,200 for his T2 finish. Was also T2 at the Virginia Beach Open, four strokes behind champion James Driscoll. Collected \$33,600 for that finish. Other top-10 showings came at the Gila River Golf Classic (T6), Alberta Classic (T8) and the Henrico County Open (ninth). Made the cut in seven of 25 events on the 2003 PGA TOUR, with a T27 at the Reno-Tahoe Open his best result. Earned return trip to the PGA TOUR in 2003 via his 11th-place finish on the 2002 Nationwide Tour money list. Picked up first career win at the Dayton Open. Finished 23-under for a three-stroke victory. Shot a course-record, 10-under 62 in the first round of the Arkansas Classic, tying the mark for the best opening round on the 2002 Nationwide Tour. Hit just 13 greens in regulation but one-putted 12 holes in a row. Made the cut in 16 of 25 events, with four top-10s and nine top-25s during his rookie season in 2001. Had his best finish at the Siouxland Open, where he T4, three strokes back of winner Pat Bates. No. 3 in All-Around and Third-Round Scoring Average (68.67) for the 2001 campaign. Member of PGA TOUR in 2000. Recorded four rounds in the 60s at the Canon Greater Hartford Open for a T18 finish, his best of the season. Other two top-25s came in the last two weeks of the season—T24 at the National Car Rental Golf Classic at Walt Disney World Resort and T20 at the Southern Farm Bureau Classic. Finished T16 at the 2000 Richmond Open in his only appearance on the Nationwide Tour. Earned his first TOUR card by virtue of his T34 finish at the 1999 PGA TOUR National Qualifying Tournament. Played on the Hooters Tour in 1999, winning the Hooters Classic.

AMATEUR CAREER:

Named second-team All-American in 1996-97 at Duke University.

PERSONAL:

Began interest in golf at age 6 when he would hit balls at the driving range with his father.

NATIONWIDE TOUR CAREER SUMMARY

PLAYOFF RECORD: 0-1

Year	Events Played	Cuts Made	1st	2nd	3rd	Top 10	Top 25	Earnings	Rank
2000	1	1					1	\$6,200	192
2001	25	16				4	9	115,527	39
2002	26	17	1		1	7	9	204,938	11
2003	3	1							
2004	30	19		2		5	9	162,115	33
Total	85	54	1	2	1	16	28	488,779	

PGA TOUR CAREER SUMMARY

PLAYOFF RECORD: 0-0

Year	Events Played	Cuts Made	1st	2nd	3rd	Top 10	Top 25	Earnings	Rank
2000	29	12					3	\$153,862	175
2003	25	7						72,833	219
Total	54	19					3	226,696	

COMBINED ALL-TIME MONEY (3 TOURS):

\$715,475

PGA TOUR TOP TOURNAMENT SUMMARY

Year	00
U.S. Open	CUT

CAREER STATISTICS

2004 NATIONWIDE TOUR STATISTICS

Scoring Average	.70.92
Driving Distance	.287.5
Driving Accuracy Percentage	.67.2%
Total Driving	.123
Greens in Regulation Pct.	.70.4%
Putting Average	.1.798
Sand Save Percentage	.48.7%
Eagles (Holes per)	.252.0
Birdie Average	.3.54
All-Around Ranking	.475
Scoring Avg Before Cut	.70.95
Scoring Avg 3rd Rnd	.71.26
Scoring Avg Final Rnd	.70.47
Birdie Conversion %	.27.9%
Par Breakers	.20.1%

MISC. NATIONWIDE TOUR STATISTICS

(43) **2004 Low Round/Round:** 64—Knoxville Open/2

(34) **Career Low Round/Round:** 62—2002 Arkansas Classic/1

(16) **Career Largest Paycheck/Finish:** \$76,500—2002 Dayton Open/1

MISC. PGA TOUR STATISTICS

(88) **Career Low Round/Round:** 65—2000 Air Canada Championship/1

(42) **Career Largest Paycheck/Finish:** \$34,080—2000 Canon Greater Hartford Open/T18

(21)

(88)

(63)



Bob Burns

EXEMPT STATUS: 1st Nationwide Tour Qualifier at the 2004 PGA TOUR Qualifying Tournament
FULL NAME: Robert Donald Burns
HEIGHT: 5-8
WEIGHT: 165
BIRTHDATE: April 5, 1968
BIRTHPLACE: Mission Hills, CA

RESIDENCE: Valencia, CA
FAMILY: Wife, Jayme Lynn; Charles James (6/28/03)
EDUCATION: California State University-Northridge
SPECIAL INTERESTS: Beer brewing, architecture, outdoors, NHRA, classic cars and engines
TURNED PROFESSIONAL: 1991

NATIONWIDE TOUR VICTORIES (2): 1998 Dominion Open, TOUR Championship.
PGA TOUR VICTORIES (1): 2002 Disney Golf Classic.
BEST 2004 PGA TOUR FINISH: T10—THE PLAYERS Championship.

PROFESSIONAL CAREER:

Made only 13 cuts in 30 PGA TOUR starts in 2004. Earned T10 at 2004 PLAYERS Championship, first top-10 since capturing the 2003 Disney Golf Classic. Improved his position on the season money list with his T11 finish at the 2004 84 LUMBER Classic in late September. Moved from No. 127 to No. 112. Missed the cut in three of his last four starts and dropped to No. 130 on the final season money list. Had a sub-par year in 2003, slipping from 51st on the money list to 158th. Made 28 starts, with best effort of the season coming at the John Deere Classic in September, a T21. Recorded the first hole-in-one of the 2003 PGA TOUR season, acing the 176-yard fourth hole with a 6-iron at the TPC of Scottsdale. It was the third of his TOUR career. Won for the first time and earned over \$1 million in a single season in 2002. Became the 14th first-time winner of the Disney Golf Classic, where he held off 54-hole leader Chris DiMarco by one stroke and Tiger Woods by two. Entered the week of Disney in a precarious position on the TOUR official money list at No. 118. Held a share of the lead with Hidemichi Tanaka and Jeff Sluman after opening with a 9-under-par 63. Entered final round two strokes off the lead, but fired a bogey-free 65. With a career-best paycheck of \$666,000, moved from No. 118 to No. 49 on the money list, with \$1,199,802, more than he has earned in his five previous years on the PGA TOUR (\$1,119,649). Also jumped from 240th to 98th in the Official World Golf Ranking. T3 at the 2002 Kemper Insurance Open. Finished T2 at 2001 PGA TOUR Qualifying School to improve his position for the 2002 season. One of only two players to card six consecutive rounds in the 60s. In 2000, earned \$391,075, 125th on the money list, with two top-10s and four top-25s. Had two top-25s and failed to regain exempt status in 1999, finishing 177th on the PGA TOUR money list. Earned exempt status for 2000 by virtue of 26th-place finish at 1999 PGA TOUR Qualifying Tournament. Led Nationwide Tour in earnings, with \$178,664 in 1998. Captured two events, the 1998 Dominion Open and 1998 Tour Championship on his way to earning Nationwide Tour Player of the Year honors. In 1997, did not compete on either Tour. Member of the Nationwide Tour in 1996. One of eight players to miss 1996 PGA TOUR card by single stroke at 1995 National Qualifying Tournament. First qualified for the PGA TOUR by T11 in 1993 National Qualifying Tournament.

AMATEUR CAREER:

Winner of 1990 NCAA Division II championship and was an All-American selection that year.

PERSONAL:

First year on PGA TOUR got off to rocky start when his home in Northridge, CA, was near the epicenter of massive earthquake in January 1994.

NATIONWIDE TOUR CAREER SUMMARY

PLAYOFF RECORD: 0-0

Year	Events Played	Cuts Made	1st	2nd	3rd	Top 10	Top 25	Earnings	Rank
1991	2	1					1	\$893	240
1992	25	16		1	1	3	10	44,919	31
1993	28	19		1	1	4	9	51,029	31
1994	1	1				1	1	3,971	149
1996	23	16				3	5	31,353	63
1998	23	20	2	1	1	4	15	178,664	1
Total	102	73	2	3	3	15	41	310,829	

PGA TOUR CAREER SUMMARY

PLAYOFF RECORD: 0-0

Year	Events Played	Cuts Made	1st	2nd	3rd	Top 10	Top 25	Earnings	Rank
1992	1								
1994	24	12				3	6	\$178,168	101
1995	31	11					1	58,243	191
1999	31	14					2	138,118	177
2000	29	16				2	4	391,075	125
2001	29	16				1	5	353,046	135
2002	30	19	1		1	2	5	1,199,802	51
2003	28	15					1	293,974	158
2004	30	13				1	4	581,421	130
Total	233	116	1		1	9	28	3,194,846	

COMBINED ALL-TIME MONEY (3 TOURS):

\$3,505,675

PGA TOUR TOP TOURNAMENT SUMMARY

Year	92	93	94	95	96	97	98	99	00	01	02	03	04
U.S. Open		CUT			T51				T66			CUT	
PGA												67	
THE PLAYERS					CUT					CUT		T66	T10
WGC-NEC Invitational												T77	

CAREER STATISTICS

MISC. NATIONWIDE TOUR STATISTICS

Career Low Round/Round: 64—3 times, most recent 1998 Hershey Open/3

Career Largest Paycheck/Finish: \$63,000—1998 TOUR Championship/1

MISC. PGA TOUR STATISTICS

2004 Low Round/Round: 63—Bob Hope Chrysler Classic/3

Career Low Round/Round: 63—2 times, most recent 2004 Bob Hope Chrysler Classic/3
Career Largest Paycheck/Finish: \$666,000—2002 Disney Golf Classic/1



Jason Caron (CARE-un)

EXEMPT STATUS: 28th on the 2004 Nationwide Tour money list

FULL NAME: Jason Russell Caron

HEIGHT: 5-11

WEIGHT: 170

BIRTHDATE: July 25, 1972

BIRTHPLACE: Hyannis, MA

RESIDENCE: Jupiter, FL

FAMILY: Single

EDUCATION: Charleston Southern University (1994, Business Management)

SPECIAL INTERESTS: Movies, fishing, hunting

TURNED PROFESSIONAL: 1994

BEST NATIONWIDE TOUR CAREER FINISHES: 2—2002 Arkansas Classic, T2—2001 Gila River Classic at Wild Horse Pass Resort.

BEST 2004 NATIONWIDE TOUR FINISHES: T3—The Reese's Cup Classic, Nationwide Tour Championship; T4—BellSouth Panama Championship; 5—Scholarship America Showdown; T10—Envirocare Utah Classic.

BEST PGA TOUR CAREER FINISH: T15—2003 AT&T Pebble Beach National Pro-Am.

BEST 2004 PGA TOUR FINISH: T15—AT&T Pebble Beach National Pro-Am.

PROFESSIONAL CAREER:

Member of the Nationwide Tour in 2001-02 and 2004. Member of the PGA TOUR in 2000 and 2003. Made the cut in 18 of 27 appearances on the 2004 Nationwide Tour, including 12 top-25 finishes. Ended the year No. 28 on the official money list, with \$177,629. Started the season with a T4 finish at the inaugural BellSouth Panama Championship. Had season-best T3 finish at the Reese's Cup Classic, just two shots out of a playoff between Ben Bates and Paul Gow. Matched that T3 in the Nationwide Tour Championship, finishing four shots behind champion Nick Watney. Also had top-10 finishes at the Scholarship America Showdown (fifth) and the Envirocare Utah Classic (T10). Made the cut in nine of 29 events on the 2003 PGA TOUR. Only top-25 of the season was a T15 at the AT&T Pebble Beach National Pro-Am, his first event of the year. Finished No. 20 on the 2002 Nationwide Tour money list, with \$155,044. Consistent throughout the year, making 17 of 22 cuts and finishing in the top 10 six times. Best showing was a runner-up finish to Monday qualifier Jace Bugg at the Arkansas Classic. Shot a final-round, bogey-free, 4-under-par 68 to finish just one stroke behind Bugg. Other top finishes included T5 at the Knoxville Open, T6 at the Richmond Open, T8 at the Holden Clearwater Classic, T9 at the Samsung Canadian PGA Championship and a T9 at the Bank of America Monterey Peninsula Classic. Qualified for the 2002 U.S. Open, finishing T30 after firing rounds of 75-72-72-73. Picked up a check for \$35,639 for his efforts. Rookie on the Nationwide Tour in 2001, making the cut in 17 of 26 events, with four top-10 finishes. Started the season by making his first four cuts and posted 16 consecutive rounds at par or better. Closed the season by making his last six cuts. Carded a final-round 64 to come from four strokes off the pace and post a 23-under par total at the Gila River Classic. Joined Ben Crane and Bo Van Pelt in a playoff for the title. Eliminated on the second extra hole of the playoff, which was won by Crane after four holes. Had 17 eagles during the 2001 season to rank No. 1 on the Nationwide Tour. Recorded one top-20 finish during his rookie season on the 2000 PGA TOUR, a T19 at the 2000 Honda Classic. Best round of the season was a 65, which came during the first round of the Canon Greater Hartford Open and left him one stroke behind the leaders. Qualified by finishing T37 at the 1999 PGA TOUR National Qualifying Tournament. Won three events in seven weeks on the 1999 Hooters Tour to finish third on that Tour's money list.

PERSONAL:

Began playing golf at age 8.

NATIONWIDE TOUR CAREER SUMMARY

PLAYOFF RECORD: 0-1

Year	Events Played	Cuts Made	1st	2nd	3rd	Top 10	Top 25	Earnings	Rank
1999	2								
2000	1								
2001	26	17		1		4	7	\$116,147	38
2002	22	17		1		6	10	155,044	20
2004	27	18			2	5	12	177,629	28
Total	78	52		2	2	15	29	448,819	

PGA TOUR CAREER SUMMARY

PLAYOFF RECORD: 0-0

Year	Events Played	Cuts Made	1st	2nd	3rd	Top 10	Top 25	Earnings	Rank
2000	29	10					1	\$87,110	200
2002	1	1						35,639	
2003	29	9					1	172,292	183
2004	1								
Total	60	20					2	295,040	

COMBINED ALL-TIME MONEY (3 TOURS):

\$743,859

PGA TOUR TOP TOURNAMENT SUMMARY

Year	02
U.S. Open	T30

CAREER STATISTICS

2004 NATIONWIDE TOUR STATISTICS

Scoring Average	.70.58
Driving Distance	.297.8
Driving Accuracy Percentage	.55.7%
Total Driving	.173
Greens in Regulation Pct.	.67.9%
Putting Average	.1.761
Sand Save Percentage	.48.9%
Eagles (Holes per)	.180.0
Birdie Average	.3.87
All-Around Ranking	.401
Scoring Avg Before Cut	.70.48
Scoring Avg 3rd Rnd	.71.67
Scoring Avg Final Rnd	.69.78
Birdie Conversion %	.31.5%
Par Breakers	.22.0%

MISC. NATIONWIDE TOUR STATISTICS

- (20) **2004 Low Round/Round: 64**—Chattanooga Classic
- (37) Classic Presented by Cummings Cove and RealtyCenter/GMAC/2
- (136) **Career Low Round/Round: 64**—3 times, most recent 2004 Chattanooga Classic
- (110) Presented by Cummings Cove and RealtyCenter/GMAC/2
- (57) **Career Largest Paycheck/Finish:** \$48,600—2002 Arkansas Classic/2
- (21) **MISC. PGA TOUR STATISTICS**
- (27) **2004 Low Round/Round: 70**—Deutsche Bank Championship/1
- (87) **Career Low Round/Round: 65**—2000 Canon Greater Hartford Open/1
- (26) **Career Largest Paycheck/Finish:** \$75,000—2003 AT&T Pebble Beach National Pro-Am/T15
- (22)



Nick Cassini

EXEMPT STATUS: 47th on the 2004 Nationwide Tour money list

FULL NAME: Nicholas Cassini

HEIGHT: 6-0

WEIGHT: 190

BIRTHDATE: September 29, 1978

BIRTHPLACE: Malaga, Spain

RESIDENCE: Atlanta, GA; plays out of GC of Georgia

FAMILY: Single

EDUCATION: University of Georgia (2001, Consumer Economics)

SPECIAL INTERESTS: Traveling, reading

TURNED PROFESSIONAL: 2001

BEST NATIONWIDE TOUR CAREER FINISHES: 2—2003 Alberta Calgary Classic, 2004 Pete Dye West Virginia Classic Presented by National Mining Association.

BEST 2004 NATIONWIDE TOUR FINISHES: 2—Pete Dye West Virginia Classic Presented by National Mining Association; T7—Northeast Pennsylvania Classic; T10—Albertsons Boise Open.

PROFESSIONAL CAREER:

Member of the Nationwide Tour the past two seasons. Made the cut in 13 of 24 starts on the 2004 Nationwide Tour, including four top-25 finishes. Finished the season No. 47 on the official money list, with \$123,953. Fired four rounds in the 60s (66-69-67-68) to finish 18-under-par 270 at the inaugural Pete Dye West Virginia Classic, five strokes behind winner D.A. Points. The solo-second-place finish was good for a career-best \$64,800. Other top-10 performances came at the Northeast Pennsylvania Classic (T7) and the Albertsons Boise Open (T10). Made the cut in eight of 10 starts on the 2003 Nationwide Tour. Finished the year No. 57 on the money list, with \$84,552 despite limited starts. Started the season with three top-10 finishes in his first four events. Best finish came at the Alberta Calgary Classic, where he shot 70-67-65-66 to finish 12-under-par 268, five shots behind tournament winner Tom Carter. Collected \$48,600. Has missed the cut in all five career PGA TOUR starts.

AMATEUR CAREER:

Selected 2001 Southeastern Conference Player of the Year during his senior season at the University of Georgia. Winner of the 2001 Schenkel/EZ-Go Invitational. Earned first-team All-American honors in 2001 and second-team recognition in 2000. Two-time Palmer Cup member, representing the U.S. In 2000, posted a 2-1-1 record. Went 3-0-1 in 2001 to help the U.S. roll to an 18-6 victory over the Great Britain and Ireland team. Also played on the 2001 U.S. Walker Cup. Winner of the 2001 Porter Cup. Won the 1997 Western Junior. A member of the 1996 U.S. World Junior team. Four-year captain at Riverwood High School. 1995 AAA state champion. All-state selection in 1995 and 1996.

PERSONAL:

Born in Malaga, Spain, and grew up in Florence, Italy. Father, Igor, was a tennis letterman at the University of Georgia and former pro who competed at Wimbledon, the U.S. Open, French Open and Davis Cup. Father became a front-page columnist for the Hearst newspaper chain and wrote under the name "Cholly Knickerbocker." Columns were syndicated in 150 papers in the United States, with an estimated worldwide readership of 20 million. Uncle is fashion designer Oleg Cassini. Cites playing in the 2001 Walker Cup with his family watching as his biggest thrill in golf. Names his dad as his hero.

NATIONWIDE TOUR CAREER SUMMARY

PLAYOFF RECORD: 0-0

Year	Events Played	Cuts Made	1st	2nd	3rd	Top 10	Top 25	Earnings	Rank
2003	10	8		1		3	4	\$84,552	57
2004	24	13		1		3	4	123,953	47
Total	34	21		2		6	8	208,505	

PGA TOUR CAREER SUMMARY

PLAYOFF RECORD: 0-0

Year	Events Played	Cuts Made	1st	2nd	3rd	Top 10	Top 25	Earnings	Rank
2001	1								
2002	3								
2004	1								
Total	5								

COMBINED ALL-TIME MONEY (3 TOURS):

\$208,505

CAREER STATISTICS

2004 NATIONWIDE TOUR STATISTICS

Scoring Average	.70.72
Driving Distance	.293.4
Driving Accuracy Percentage	.64.6%
Total Driving	.119
Greens in Regulation Pct.	.69.0%
Putting Average	.1.780
Sand Save Percentage	.44.8%
Eagles (Holes per)	.333.0
Birdie Average	.3.88
All-Around Ranking	.453
Scoring Avg Before Cut	.70.77
Scoring Avg 3rd Rnd	.71.00
Scoring Avg Final Rnd	.70.23
Birdie Conversion %	.30.8%
Par Breakers	.21.8%

MISC. NATIONWIDE TOUR STATISTICS

(29)	2004 Low Round/Round: 64 —Henrico County Open/2
(54)	
(65)	Career Low Round/Round: 64 —2004 Henrico County Open/2
(35)	
(34)	Career Largest Paycheck/Finish:
(44)	\$64,800 —2004 Pete Dye West Virginia Classic
(92)	Presented by National Mining Assn./2
(113)	MISC. PGA TOUR STATISTICS
(22)	2004 Low Round/Round: 74 —BellSouth Classic/1
(37)	
(38)	Career Low Round/Round: 68 —2001
(49)	Invensys Classic at Las Vegas/3
(14)	
(36)	
(27)	



Greg Chalmers

EXEMPT STATUS: Former Fully-Exempt PGA TOUR member

FULL NAME: Gregory John Chalmers

HEIGHT: 6-0

WEIGHT: 200

BIRTHDATE: October 11, 1973

BIRTHPLACE: Sydney, Australia

RESIDENCE: Sydney, Australia

FAMILY: Wife, Nicole; Max Gregory (6/3/03)

SPECIAL INTERESTS: Fitness, car racing

TURNED PROFESSIONAL: 1995

BEST PGA TOUR CAREER FINISH: T2—2000 Kemper Insurance Open.

BEST 2004 PGA TOUR FINISHES: T4—John Deere Classic; T10—Southern Farm Bureau Classic.

PROFESSIONAL CAREER:

Missed the cut in his only four career starts on the 2004 Nationwide Tour. Member of the PGA TOUR from 1999-2004. First top-10 of the 2004 season came in 10th start, a T4 at the John Deere Classic, aided by opening rounds of 64-67. Entered final round two shots behind Jose Coceres, and posted an ace on the par-3 seventh hole, but was unable to make a back-nine charge as his 1-under-par 70 fell two shots short of Mark Hensby-John E. Morgan play-off. Led field with only 99 putts on the week. Finish was first top-10 since T7 at the 2003 Wachovia Championship. Three months later, added a T10 at the Southern Farm Bureau Classic, thanks to four rounds in the 60s. During the 2003 season, finished out of the top 125 for the first time since 1999. Had three consecutive top-25s starting in late April. Finished T21 at the 2003 Shell Houston Open and T25 at the 2003 HP Classic of New Orleans. The next week he recorded his only top 10 of the season with a T7 at the Wachovia Championship, four strokes behind David Toms. He joined Brent Geiberger as only players to post all four rounds under par on the week at Quail Hollow Club. Made 31 starts on the 2002 PGA TOUR, finishing in the top-25 seven times. Posted best round of tournament at Buick Invitational with final-round 63 to move from T78 to T13 finish, matching the low final round in tournament history (Tommy Nakajima, 1984). Best finish was T4 at Bell Canadian Open. Entered final round in second, two strokes behind Neal Lancaster at 14-under-par. Finished one stroke out of three-way playoff with eventual champion John Rollins, Lancaster and Justin Leonard after final-round 71. Opened the 2001 season with a T5 at the Sony Open in Hawaii. Earned \$237,000 of his \$692,170 season total on the West Coast. Disqualified himself from the 2001 Kemper Insurance Open on Monday morning after an inadvertent rules violation. Told his fellow competitor's caddie, after a bad tee shot: "It was a 6-iron." That statement constituted advice to another player and cost him a T9 finish and \$94,000. With an exceptionally strong sophomore campaign, eclipsed the \$1-million mark in season winnings for the first time, earning \$1,063,456 on the strength of five top-10 and 10 top-25 finishes in 2000. Those winnings also earned him distinction as fourth left-handed player in PGA TOUR history to win in excess of \$1 million in a season, joining Phil Mickelson, Mike Weir and Steve Flesch. Had career-best T2 at 2000 Kemper Insurance Open. Made most of his rookie season on PGA TOUR, playing in 34 events and recording seven top-25 finishes. First top-10 of his career came at 1999 Doral-Ryder Open. In 1998, became first player on Australasian Tour since Bob Shearer to win Australian Open and Australian Amateur (1993 winner). First left-hander to win Open since Claude Felstead in 1909. Australasian Tour Rookie of the Year in 1995 after three top-10s.

PERSONAL:

Nicknamed "Snake" by Australasian Tour peers. Recently drove his BMW M3 for a few test laps at Texas Motor Speedway.

NATIONWIDE TOUR CAREER SUMMARY

PLAYOFF RECORD: 0-0

Year	Events Played	Cuts Made	1st	2nd	3rd	Top 10	Top 25	Earnings	Rank
2004	4								
Total	4								

PGA TOUR CAREER SUMMARY

PLAYOFF RECORD: 0-0

Year	Events Played	Cuts Made	1st	2nd	3rd	Top 10	Top 25	Earnings	Rank
1998	2	1						\$10,305	273
1999	34	20				1	7	362,635	114
2000	28	19		1		5	10	1,063,456	41
2001	27	21				1	7	692,170	75
2002	31	15				2	7	640,898	106
2003	32	17				1	3	403,254	142
2004	22	13				2	3	402,380	156
Total	176	106		1		12	37	3,575,097	

COMBINED ALL-TIME MONEY (3 TOURS):

\$3,575,097

PGA TOUR TOP TOURNAMENT SUMMARY

Year	98	99	00	01	02	03
Masters				CUT		
U.S. Open				CUT		
British Open		T57				
PGA	CUT		T4	T44		
THE PLAYERS			T9	T58	CUT	CUT
WGC-Accenture Match Play				T33		

CAREER STATISTICS

2004 NATIONWIDE TOUR STATISTICS

Scoring Average	.72.38
Driving Distance	.279.6
Driving Accuracy Percentage	.62.7%
Total Driving	.1.998
Greens in Regulation Pct.	.59.7%
Putting Average	.1.779
Sand Save Percentage	.57.1%
Eagles (Holes per)	.144.0
Birdie Average	.2.88
Scoring Avg Before Cut	.72.38
Birdie Conversion %	.24.7%
Par Breakers	.16.7%

MISCELLANEOUS NATIONWIDE TOUR STATISTICS

2004 Low Round/Round: 68—Henrico County Open/1
Career Low Round/Round: 68—2004 Henrico County Open/1

MISCELLANEOUS PGA TOUR STATISTICS

2004 Low Round/Round: 64—2 times, most recent Michelin Championship at Las Vegas/3
Career Low Round/Round: 63—2002 Buick Invitational/4
Career Largest Paycheck/Finish:
\$198,667—2000 PGA Championship/T4

Dave Christensen



EXEMPT STATUS: 56th on the 2004 Nationwide Tour money list

FULL NAME: Dave Adam Christensen

HEIGHT: 5-8

WEIGHT: 150

BIRTHDATE: August 27, 1976

BIRTHPLACE: St. Paul, MN

RESIDENCE: Denver, CO

FAMILY: Wife, Missy

EDUCATION: East Tennessee State University (2000, Management)

SPECIAL INTERESTS: Fishing, hockey

TURNED PROFESSIONAL: 2000

BEST NATIONWIDE TOUR CAREER FINISH: T2—2004 Samsung Canadian PGA Championship.

BEST 2004 NATIONWIDE TOUR FINISHES: T2—Samsung Canadian PGA Championship; T5—Preferred Health Systems Wichita Open; T8—The Reese's Cup Classic; T10—Scholarship America Showdown.

BEST PGA TOUR CAREER FINISH: T66—2002 Bell Canadian Open.

PROFESSIONAL CAREER:

Made the cut in 13 of 26 starts during his rookie season on the 2004 Nationwide Tour. Tallied six top-25 finishes. Ranked No. 56 on the final money list, with \$105,870. Had four top-10 finishes on the season, with all four coming in consecutive starts. After finishing T8 at the Reese's Cup Classic and T10 at the Scholarship America Showdown, fired rounds of 69-70-68-69 to finish 12-under-par 276 at the Samsung Canadian PGA Championship, a distant seven strokes behind winner Charles Warren. His T2 finish was worth \$39,600. Recorded one of five double eagles of the season in the second round at Samsung Canadian PGA Championship with a driver and 3-iron from 234 yards. Recorded his last top-10 showing the next week, a T5 at the Preferred Health Systems Wichita Open. Finished T16 at the 2003 Alberta Calgary Classic, his sole made cut in three career appearances on the Nationwide Tour prior to 2004. Finished T66 at the 2002 Bell Canadian Open, his only made cut in two PGA TOUR career appearances. Has four runner-up finishes on the Canadian Tour, most recently at the 2002 Bay Mills Open. Three of his second-place performances came in his first four events during his rookie year in 2001. Finished in the top 20 on the Canadian Tour Order of Merit from 2001-2003, including a career-best No. 9 in 2001. Won two events on the DP Tour. Also played on the Dakota Tour.

AMATEUR CAREER:

Winner of the 1997 Minnesota Amateur Championship. Two-time NCAA All-American.

PERSONAL:

Got his start in golf from his dad. Lists Jack Nicklaus as his hero.

NATIONWIDE TOUR CAREER SUMMARY

PLAYOFF RECORD: 0-0

Year	Events Played	Cuts Made	1st	2nd	3rd	Top 10	Top 25	Earnings	Rank
2000	1								
2003	2	1					1	\$4,950	236
2004	26	13		1		4	6	105,870	56
Total	29	14		1		4	7	110,820	

PGA TOUR CAREER SUMMARY

PLAYOFF RECORD: 0-0

Year	Events Played	Cuts Made	1st	2nd	3rd	Top 10	Top 25	Earnings	Rank
2001	1								
2002	1	1						\$8,080	
Total	2	1						8,080	

COMBINED ALL-TIME MONEY (3 TOURS):

\$118,900

CAREER STATISTICS

2004 NATIONWIDE TOUR STATISTICS

Scoring Average	.71.04
Driving Distance	.284.3
Driving Accuracy Percentage	.65.0%
Total Driving	.167
Greens in Regulation Pct.	.69.1%
Putting Average	.1.813
Sand Save Percentage	.44.0%
Eagles (Holes per)	.351.0
Birdie Average	.3.31
All-Around Ranking	.671
Scoring Avg Before Cut	.70.88
Scoring Avg 3rd Rnd	.72.00
Scoring Avg Final Rnd	.70.69
Birdie Conversion %	.25.8%
Par Breakers	.18.7%

MISC. NATIONWIDE TOUR STATISTICS

(51) 2004 Low Round/Round: 66—3 times, most recent Price Cutter Charity Championship/2
(57) Career Low Round/Round: 66—3 times, most recent 2004 Price Cutter Charity Championship/2
(99) Career Largest Paycheck/Finish: (105) \$39,600 —2004 Samsung Canadian PGA Championship/T2
(116) MISC. PGA TOUR STATISTICS (97) Career Low Round/Round: 67—2002 Bell Canadian Open/2
(45) Career Largest Paycheck/Finish: (100) \$8,080 —2002 Bell Canadian Open/T66
(28) (127) (102)

Russ Cochran



EXEMPT STATUS: 18th Nationwide Tour Qualifier at the 2004 PGA TOUR Qualifying Tournament

FULL NAME: Russell Earl Cochran

HEIGHT: 6-0

WEIGHT: 190

BIRTHDATE: October 31, 1958

BIRTHPLACE: Paducah, KY

RESIDENCE: Paducah, KY

FAMILY: Wife, Jackie; Ryan (9/4/83), Reed (9/29/85), Case (4/5/89), Kelly Marie (2/21/92)

EDUCATION: University of Kentucky

SPECIAL INTERESTS: Basketball

TURNED PROFESSIONAL: 1979

BEST NATIONWIDE TOUR CAREER FINISH: T3—2003 Chitimacha Louisiana Open.

PGA TOUR VICTORIES (1): 1991 Centel Western Open.

BEST 2004 PGA TOUR FINISHES: T24—Nissan Open, Ford Championship at Doral.

PROFESSIONAL CAREER:

Finished outside the top 150 (No. 194) on the 2004 PGA TOUR money list. Best finishes were T24s at the Nissan Open and Ford Championship at Doral. Earned his PGA TOUR card for the third time via Q-school with a T16 finish at the 2003 tournament. Also qualified in 2001 and 1982. Made the cut in 11 of 16 events on the 2003 Nationwide Tour. Finished the season No. 69 on the money list, with \$72,505. Posted five top-25 finishes, including two trips inside the top-10—T3 at the Chitimacha Louisiana Open and solo eighth at the Virginia Beach Open. Made the cut in two of four events on the 2003 PGA TOUR, with a T10 at the Southern Farm

Russ Cochran (Continued)

Bureau Classic his best showing. Finished outside the top 125 for consecutive seasons for the first time in his 20-year career, placing No. 179 on the 2002 PGA TOUR money list, with \$176,111. Made the cut in exactly half of the 24 tournaments he played in, including one top-25 finish at the Touchstone Energy Tucson Open (T6). Recorded an ace at the ninth hole during the second round of the Kemper Insurance Open by using an 8-iron from 184 yards. T10 at 2001 Qualifying School, aided by final-round 64, to keep TOUR card for 2002. Lone top-10 in 2001 came at the Buick Classic at Westchester CC, a T8. In 1999, rallied to keep his exempt status with three top-10 finishes in last nine starts and closed the deal with a T9 at Southern Farm Bureau Classic. After finishing outside top 125 for first time in career in 1995, returned to form in 1996. Held two-stroke lead over Mark Brooks and Vijay Singh through 54 holes at 1996 PGA Championship. Home-state victory eluded him as he shot final-round 77 to finish T17, five strokes out of Brooks-Kenny Perry playoff. Runner-up at CVS Charity Classic that year, three strokes behind John Cook. Won two Tournament Players Series events in 1983—Magnolia Classic and Greater Baltimore Open—and was TPS leading money winner that year, which earned him TOUR exemption in 1984. After losing playoff at unofficial Deposit Guaranty Golf Classic in 1991, earned first PGA TOUR victory at 1991 Centel Western Open. Trained Greg Norman by five strokes with eight holes to play. Was 2-under par down the stretch, while Norman played final nine in 40, and earned two-stroke victory to join Bob Charles, Sam Adams, Ernie Gonzalez, Mike Weir, Phil Mickelson and Steve Flesch as left-handed TOUR winners. Entered final round of 1991 TOUR Championship tied with Craig Stadler and remained tied after each shot 71. Stadler won playoff with birdie on second extra hole at Pinehurst No. 2. The \$216,000 runner-up check was largest of his career.

PERSONAL:

Avid University of Kentucky basketball fan. Started playing with ladies' clubs because he couldn't find any other left-handed clubs. Son, Ryan, scored hole-in-one at age 6, one of youngest ever to record ace. Ryan shot 67 in Monday qualifier for 1998 FedEx St. Jude Classic, missing playoff for final tournament spot by one stroke. Also a left-hander, Ryan is on a golf scholarship at the University of Florida.

NATIONWIDE TOUR CAREER SUMMARY									PLAYOFF RECORD: 0-0
Year	Events Played	Cuts Made	1st	2nd	3rd	Top 10	Top 25	Earnings	Rank
2003	16	11			1	2	5	\$72,505	69
Total	16	11			1	2	5	72,505	

PGA TOUR CAREER SUMMARY									PLAYOFF RECORD: 0-1
Year	Events Played	Cuts Made	1st	2nd	3rd	Top 10	Top 25	Earnings	Rank
1981	3	1					1	\$1,307	254
1983	18	6						7,968	188
1984	30	24		1		4	12	133,342	51
1985	27	14			1	3	5	87,331	87
1986	33	20		1		2	10	89,817	92
1987	33	22		1		3	7	148,110	74
1988	33	20				4	9	148,960	80
1989	29	16				2	6	132,678	107
1990	31	17			1	2	8	230,278	65
1991	30	21	1	2	1	6	12	684,851	10
1992	29	21			1	5	11	326,290	46
1993	27	19		1		2	9	293,868	59
1994	28	20				4	6	239,827	77
1995	26	16				1	4	145,663	131
1996	28	14		1		2	10	330,183	62
1997	30	23		1		5	8	470,929	46
1998	27	18				3	8	332,889	91
1999	30	14				3	5	314,423	129
2000	25	11				4	8	583,605	83
2001	24	16				1	4	362,556	134
2002	24	12				1	1	176,111	179
2003	4	2				1	1	103,400	208
2004	25	8					2	185,108	194
Total	594	355	1	8	4	58	147	5,529,494	
COMBINED ALL-TIME MONEY (3 TOURS):									\$5,601,999

PGA TOUR TOP TOURNAMENT SUMMARY

Year	84	85	86	87	88	89	90	91	92	93	94	95	96
Masters									CUT	T21	T33		
U.S. Open					T66		CUT		T33	CUT			
British Open									T28				
PGA	T10	CUT		T28	CUT	CUT	CUT	CUT	T7	T44	CUT		T17
THE PLAYERS	T44	CUT	CUT	60	CUT	CUT	CUT	CUT	W/D	T49	27	T69	CUT
TOUR Championship									2				

PGA TOUR TOP TOURNAMENT SUMMARY (CONT.)

Year	97	98	99	00	01
U.S. Open	CUT				
PGA	T61	T34		CUT	
THE PLAYERS	T10	CUT	T71	T61	CUT

CAREER STATISTICS

2004 NATIONWIDE TOUR STATISTICS

Scoring Average	.70.42
Driving Distance	.286.6
Driving Accuracy Percentage	.68.3%
Total Driving	.136
Greens in Regulation Pct.	.68.4%
Putting Average	.1.742
Sand Save Percentage	.50.0%
Eagles (Holes per)	.234.0
Birdie Average	.3.94
All-Around Ranking	.413
Scoring Avg Before Cut	.70.33
Scoring Avg 3rd Rnd	.70.64
Scoring Avg Final Rnd	.70.45
Birdie Conversion %	.30.6%
Par Breakers	.22.3%

MISC. NATIONWIDE TOUR STATISTICS

(29) Career Low Round/Round: 66—3 times,
(108) most recent 2003 Miccosukee Championship/1
(28) Career Largest Paycheck/Finish:
(57) \$27,550—2003 Chitimacha Louisiana Open/T3
(36) MISC. PGA TOUR STATISTICS
(14) 2004 Low Round/Round: 66—2 times, most
(52) recent Ford Championship at Doral/3
(109) Career Low Round/Round: 63—1991 Deposit
(37) Guaranty Golf Classic/4
(30) Career Largest Paycheck/Finish:
(26) \$216,000—1991 THE TOUR Championship/2
(60)
(31)
(59)
(41)



Chad Collins

EXEMPT STATUS: 36th Nationwide Tour Qualifier at the 2004 PGA TOUR Qualifying Tournament
FULL NAME: Chad Steven Collins
HEIGHT: 5-8
WEIGHT: 160
BIRTHDATE: September 20, 1978
BIRTHPLACE: Indianapolis, IN

RESIDENCE: Cloverdale, IN; plays out of Clover Meadows
FAMILY: Single
EDUCATION: Methodist College (2001, Business Administration)
SPECIAL INTERESTS: Fishing, hunting, working out
TURNED PROFESSIONAL: 2001

BEST NATIONWIDE TOUR CAREER FINISH: T10—2004 Cox Classic.
BEST 2004 NATIONWIDE TOUR FINISHES: T10—Cox Classic.

PROFESSIONAL CAREER:

Will be playing his rookie season on the 2005 Nationwide Tour. Has seen limited Tour action, making the cut in five of seven career starts. Made the cut in four of five starts in 2004, earning \$31,150 and the No. 119 spot on the final money list. Posted a career-best T10 at the Cox Classic in his first start of the season. Came back the next week with a T11 at the Price Cutter Charity Championship. Member of the Hooters Tour from 2002-04. Finished No. 7 on the 2002 money list to earn Rookie of the Year honors. Notched his first victory at the First City Championship in Savannah, GA. Finished a career-best third on the 2003 money list, with a repeat win at the First City Championship.

AMATEUR CAREER:

Three-time NCAA Division III individual champion at Methodist College. Winner of the 2000 Indiana State Amateur Championship.

PERSONAL:

Has had two aces in competitive competition. Lists making it to the final stage of the 2004 PGA TOUR Qualifying Tournament and winning his first professional tournament as his biggest thrills in golf. Lists his parents and Ben Hogan as his heroes. Got his start in golf from his dad at the age of 1.

NATIONWIDE TOUR CAREER SUMMARY

PLAYOFF RECORD: 0-0

Year	Events Played	Cuts Made	1st	2nd	3rd	Top 10	Top 25	Earnings	Rank
2001	1	1						2,841	230
2002	1								
2004	5	4				1	2	31,150	119
Total	7	5				1	2	33,991	

COMBINED ALL-TIME MONEY (3 TOURS):

\$33,991

CAREER STATISTICS

MISC. NATIONWIDE TOUR STATISTICS

2004 Low Round/Round: 64—Price Cutter Charity Championship/1

Career Low Round/Round: 64—2004 Price Cutter Charity Championship/1

Career Largest Paycheck/Finish:

\$13,800—2004 Cox Classic/T10



Keoke Cotner (key-OH-key)

EXEMPT STATUS: 41st Nationwide Tour Qualifier at the 2004 PGA TOUR Qualifying Tournament
FULL NAME: Keoke Cotner
HEIGHT: 5-10
WEIGHT: 185
BIRTHDATE: July 11, 1971
BIRTHPLACE: Cordoba, Mexico

RESIDENCE: Bedford, TX; plays out of Diamond Oaks CC (Fort Worth, TX) and Lake Park GC (Lewisville, TX)
FAMILY: Wife, Tisha; Kassidy (3/5/00), Kelson (5/5/04)
EDUCATION: University of North Texas (1994, Business)
SPECIAL INTERESTS: Playing with his children, traveling, fishing, sailing
TURNED PROFESSIONAL: 1994

NATIONWIDE TOUR VICTORIES (1): 2000 Oregon Classic.

BEST 2004 NATIONWIDE TOUR FINISH: 2—Rheem Classic.

BEST PGA TOUR CAREER FINISH: T21—1998 United Airlines Hawaiian Open.

PROFESSIONAL CAREER:

Member of the Nationwide Tour in 2000-04. Made the cut in 13 of 24 starts on the 2004 Nationwide Tour, including four top-25 finishes. Concluded the season ranked No. 64 on the money list, with \$89,496. Only top-10 finish came at the Rheem Classic. Rounds of 65-65-70-67 led to a 13-under-par 267 and a solo-second-place finish, two strokes behind winner Franklin Langham. Held a one-stroke lead after the first and second rounds of the Preferred Health Systems Wichita Open, firing 64 and 67, respectively. Closed with 72-71 to finish T14. Made the cut in 15 of 28 events on the 2003 Nationwide Tour. Finished the season No. 68 on the final money list, with \$72,611. Was inside the top 25 five times, with a T4 at the Price Cutter Charity Championship his only top-10 of the season. Shot rounds of 67-70-66-66 to finish at 19-under-par 269, two shots behind Tom Carter's winning score. Played in 27 of the 28 events on the 2002 Nationwide Tour. Placed 25th on the final money list, with \$144,816. Notched 10 top-25 finishes and made the cut in 15 of 27 events. Four top-10 fin-

ishes included T2 at the Preferred Health Systems Wichita Open, T4 at the Louisiana Open, T5 at the State Farm Open and T7 at the season-ending Tour Championship. Shot four rounds in the 60s (69-69-67-68) but still ended one stroke behind tournament winner Tyler Williamson in Wichita. Chipped in from 35 feet to T2 with Jeff Klauk. Was four shots behind Patrick Moore after 54 holes when rain forced the cancellation of the final round at the Tour Championship. Ranked second on Tour in the Bounce Back category (26.5 percent). Missed the cut in his only appearance on the PGA TOUR in 2002 at the Sony Open in Hawaii. Made the cut in 14 of 26 events in 2001, with three top-10s. Was runner-up at the Monterrey Open to begin the season. Closed with a final-round 64 at Club Campestre to jump from T21. Was T2 at the Knoxville Open, closing with weekend rounds of 66-65. Won the 2000 Oregon Classic during his rookie season on Tour. Tied for 14th after an opening-round 69 at Shadow Hills CC. Was five strokes back of Todd Barranger after 36 holes. Took the lead for good with a third-round 65 and held on for a two-stroke victory over Jody Bellflower. Became one of 19 first-time winners, one of seven international winners and one of five rookie winners in 2000. Jumped from 43rd to T21 after shooting a 66 in the last round of the 1998 United Airlines Hawaiian Open on PGA TOUR, his only made cut in two career PGA TOUR appearances.

Keoke Cotner (Continued)

PERSONAL:

His father, who is Scottish-Irish and worked as a sugarcane factory engineer, served in the Korean War. His mother, who is Hawaiian-Chinese, is a former winner of the Miss Kauai contest. Brother, Kawika, played on the PGA TOUR in 1995 and the Nationwide Tour in 1996. Cites Tom Watson as his hero.

NATIONWIDE TOUR CAREER SUMMARY										PLAYOFF RECORD: 0-0	
Year	Events Played	Cuts Made	1st	2nd	3rd	Top 10	Top 25	Earnings	Rank		
1996	3	1						\$560	265		
1998	2	1					1	2,025	201		
2000	20	10	1			3	4	117,643	42		
2001	26	14		2		3	8	143,317	27		
2002	27	15		1		4	10	144,816	25		
2003	28	15				1	5	72,611	68		
2004	24	13		1		1	4	89,496	64		
Total	130	69	1	4		12	32	570,469			

PGA TOUR CAREER SUMMARY						PLAYOFF RECORD: 0-0			
Year	Events Played	Cuts Made	1st	2nd	3rd	Top 10	Top 25	Earnings	Rank
1998	1	1					1	\$18,000	250
2002	1								
Total	2	1					1	18,000	
COMBINED ALL-TIME MONEY (3 TOURS):								\$588,469	

CAREER STATISTICS

2004 NATIONWIDE TOUR STATISTICS

Scoring Average	.71.21
Driving Distance	.285.6
Driving Accuracy Percentage	.64.9%
Total Driving	.165
Greens in Regulation Pct.	.64.2%
Putting Average	.1.780
Sand Save Percentage	.42.9%
Eagles (Holes per)	.216.0
Birdie Average	.3.43
All-Around Ranking	.656
Scoring Avg Before Cut	.71.13
Scoring Avg 3rd Rnd	.71.85
Scoring Avg Final Rnd	.70.85
Birdie Conversion %	.27.9%
Par Breakers	.19.5%

MISC. NATIONWIDE TOUR STATISTICS

(63) 2004 Low Round/Round: 64 —2 times, most recent Preferred Health Systems Wichita Open/1
(101) Career Low Round/Round: 64 —4 times, most recent 2004 Preferred Health Systems (44) Wichita Open/1
(114) Career Largest Paycheck/Finish: \$72,000 —2000 Oregon Classic/1
(69) MISC. PGA TOUR STATISTICS
(93) 2004 Low Round/Round: 67 —1998 United Airlines Hawaiian Open/3
(35) Career Largest Paycheck/Finish: \$18,000 —1998 United Airlines Hawaiian (84) Open/T21



Brendon de Jonge (dee-YONG)

EXEMPT STATUS: 32nd Nationwide Tour Qualifier at the 2004 PGA TOUR Qualifying Tournament
FULL NAME: Brendon Russell De Jonge
HEIGHT: 6-0
WEIGHT: 220
BIRTHDATE: July 18, 1980
BIRTHPLACE: Harare, Zimbabwe

RESIDENCE: Forest, VA
FAMILY: Single
EDUCATION: Virginia Tech (2003, Consumer Studies)
SPECIAL INTERESTS: Fishing
TURNED PROFESSIONAL: 2003

BEST NATIONWIDE TOUR CAREER FINISH: T10—2004 Miccosukee Championship.

BEST 2004 NATIONWIDE TOUR FINISH: T10—Miccosukee Championship.

PROFESSIONAL CAREER:

Made the cut in 14 of 22 starts during his rookie season on the 2004 Nationwide Tour, including three top-25 finishes. Collected \$43,792 on the season to stake claim to the No. 97 spot on the final money list. Career-best T10 came in his last start of the season at the Miccosukee Championship.

AMATEUR CAREER:

Was the top-ranked amateur in Zimbabwe in 1999 and as a result was named a member of the 2000 World Amateur team. Winner of the 1999 Zimbabwe Amateur by a record 14 shots, besting the previous record held by Nick Price. Earned second-team All-American honors at Virginia Tech in 2002 and 2003. Played through a broken rib to finish ninth at the 2002 NCAA Central Regional. 2003 Big East Conference champion. Winner of multiple collegiate tournaments and became the school's first player to win twice in one season (2000).

PERSONAL:

Has had two career holes-in-one in competitive rounds. Winner of the 1998 David Leadbetter Junior Invitational. Lists Nick Price as his hero. Biggest thrill in golf was breaking Price's largest victory margin in the Zimbabwe Amateur. Got his start in golf from his father and brother.

NATIONWIDE TOUR CAREER SUMMARY						PLAYOFF RECORD: 0-0			
Year	Events Played	Cuts Made	1st	2nd	3rd	Top 10	Top 25	Earnings	Rank
2004	22	14				1	3	\$43,792	97
Total	22	14				1	3	43,792	
COMBINED ALL-TIME MONEY (3 TOURS):								\$43,792	

CAREER STATISTICS

2004 NATIONWIDE TOUR STATISTICS

Scoring Average	.71.43
Driving Distance	.303.8
Driving Accuracy Percentage	.61.8%
Total Driving	.106
Greens in Regulation Pct.	.66.2%
Putting Average	.1.816
Sand Save Percentage	.48.8%
Eagles (Holes per)	.144.0
Birdie Average	.3.29
All-Around Ranking	.567
Scoring Avg Before Cut	.71.11
Scoring Avg 3rd Rnd	.70.86
Scoring Avg Final Rnd	.73.00
Birdie Conversion %	.26.7%
Par Breakers	.19.0%

MISC. NATIONWIDE TOUR STATISTICS

(81) 2004 Low Round/Round: 64 —2 times, most recent Gila River Classic at Wild Horse Pass (90) Resort/2
(22) Career Low Round/Round: 64 —2 times, most recent 2004 Gila River Classic at Wild (110) Horse Pass Resort/2
(60) Career Largest Paycheck/Finish: \$11,083 —2004 Miccosukee Championship/T10

Scott Dunlap



EXEMPT STATUS: 2004 Tournament winner
FULL NAME: Scott Michael Dunlap
HEIGHT: 5-11
WEIGHT: 180
BIRTHDATE: August 16, 1963
BIRTHPLACE: Pittsburgh, PA
RESIDENCE: Duluth, GA; plays out of Atlanta Athletic Club

FAMILY: Single
EDUCATION: University of Florida (1985, Finance)
SPECIAL INTERESTS: Jazz, conservative politics
TURNED PROFESSIONAL: 1985

NATIONWIDE TOUR VICTORIES (1): 2004 Mark Christopher Charity Classic.

BEST 2004 NATIONWIDE TOUR FINISHES: 1—Mark Christopher Charity Classic; T6—Samsung Canadian PGA Championship.

BEST PGA TOUR CAREER FINISHES: T3—1996 Bell Canadian Open, 1999 Doral-Ryder Open, 2000 THE PLAYERS Championship.

BEST 2004 PGA TOUR FINISH: T74—BellSouth Classic.

PROFESSIONAL CAREER:

Member of the Nationwide Tour in 1990, 1998 and 2003-04. Member of the PGA TOUR 1996-97 and 1999-2002. Made the cut in six of 11 starts on the 2004 Nationwide Tour. Finished the season with two top-25 finishes. Ranked No. 58 on the final money list, with \$103,738. Broke through for his first career Tour victory at the Mark Christopher Charity Classic. Rounds of 65-69-72-66 left him with a winning total of 12-under-par 272, three shots ahead of Bubba Watson and Scott Gutschewski. Collected \$81,000 for the win. Only other top-10 finish came at the Samsung Canadian PGA Championship (T6). Finished T4 at the Samsung Canadian PGA Championship for his only top-10 of the 2003 Nationwide Tour season. Finished T74 at the BellSouth Classic in his only PGA TOUR event of 2003. Finished No. 189 on the 2002 PGA TOUR money list, with \$144,454. Made the cut in seven of 30 tournaments. Finished T10 for season-best \$88,800 at the Michelob Championship at Kingsmill for his only finish inside the top 10 all season. Was able to retain exempt status, thanks to three top-15s early in the 2001 season. Best effort of the season, a T11, came at BellSouth Classic at TPC of Sugarloaf, where he owns a home on the grounds. Enjoyed a breakthrough year on the 2000 PGA TOUR. Recorded personal bests in season earnings/rankings (\$1,040,244, 44th), top-10 finishes (five), top-25 finishes (12) and cuts made (23). Best showing of the year came at THE PLAYERS Championship, where rounds of 73-70-71-70 produced a T3 and his season's best earnings of \$270,600. First-round, 6-under-par 66 at PGA Championship shared the lead with Tiger Woods and paved the way for his best showing in a major. Stood one stroke behind Woods after both the second and third rounds, before a final-day 75 resulted in T9. Broke into top 100 on the money list for the first time in career in 1999. In second appearance of the year, finished T3 at Doral-Ryder Open. Posted first top-10 in a major with a T10 at British Open. Gained exemption by finishing second on 1998-99 Southern Africa Tour Order of Merit. Played on Southern Africa Tour in January and February, winning the Dimension Data Pro-Am and was runner-up at South African Open Championship. Won Peru Open in November and Argentine Open in December. Made the cut in 16 of 21 tournaments on the 1998 Nationwide Tour, including eight top-25 finishes. Notched a season-best second-place finish at the Ozarks Open. Finished among top 125 for first time on the PGA TOUR in 1996. Best finishes were T3 at Bell Canadian Open and T9 at LaCantera Texas Open. Won the Litoral Open in Argentina. Made his mark in international competition during the 1995 season. Made the cut in seven of 16 tournaments during the inaugural season of the Nationwide Tour in 1990. T9 at the Gateway Open was best of three top-25 finishes. As a member of the Canadian Tour, he finished second on the Order of Merit and led in scoring average in 1995. Won the Canadian Masters by 10 strokes that season. 1995 South African Masters Champion. Winner of the 1994 Manitoba Open.

PERSONAL:

Sister, Page, is former LPGA member and former women's golf coach at Vanderbilt. Enjoys discussing politics.

NATIONWIDE TOUR CAREER SUMMARY PLAYOFF RECORD: 0-0

Year	Events Played	Cuts Made	1st	2nd	3rd	Top 10	Top 25	Earnings	Rank
1990	16	7				1	3	\$6,784	104
1998	21	16		1		4	8	64,159	45
2003	23	12				1	3	55,173	82
2004	11	6	1			2	2	103,738	58
Total	71	41	1	1		8	16	229,853	

PGA TOUR CAREER SUMMARY PLAYOFF RECORD: 0-0

Year	Events Played	Cuts Made	1st	2nd	3rd	Top 10	Top 25	Earnings	Rank
1992	1								
1995	2	2				1	1	\$44,000	211
1996	28	13			1	2	3	168,682	124
1997	32	14					3	120,466	153
1998	1	1						16,499	255
1999	24	19			1	3	7	533,027	78
2000	30	23			1	5	12	1,040,244	44
2001	28	14					4	420,777	121
2002	30	7				1	1	144,454	189
2003	1	1						7,600	
2004	1								
Total	178	94			3	12	31	2,495,750	

COMBINED ALL-TIME MONEY (3 TOURS):

\$2,725,603

PGA TOUR TOP TOURNAMENT SUMMARY

Year	92	93	94	95	96	97	98	99	00	01	02
U.S. Open	CUT				CUT	T24				T52	CUT
British Open						CUT	T29	T10	CUT		
PGA								T68	T9	T51	
THE PLAYERS						CUT			T3	T15	CUT
WGC-Accenture Match Play											T33
WGC-American Express Champ								T48			

CAREER STATISTICS

2004 NATIONWIDE TOUR STATISTICS

Scoring Average	71.18	(N/A)
Driving Distance	293.9	(N/A)
Driving Accuracy Percentage	63.5%	(N/A)
Total Driving	1,998	(N/A)
Greens in Regulation Pct.	72.1%	(N/A)
Putting Average	1.814	(N/A)
Sand Save Percentage	41.9%	(N/A)
Eagles (Holes per)	76.5	(N/A)
Birdie Average	3.68	(N/A)
Scoring Avg Before Cut	70.91	(N/A)
Scoring Avg 3rd Rnd	72.00	(N/A)
Scoring Avg Final Rnd	71.33	(N/A)
Birdie Conversion %	28.9%	(N/A)
Par Breakers	21.7%	(N/A)

MISC. NATIONWIDE TOUR STATISTICS

2004 Low Round/Round: 65—Mark Christopher Charity Classic/1
Career Low Round/Round: 62—1998 Ozarks Open/3
Career Largest Paycheck/Finish:
\$81,000—2004 Mark Christopher Charity Classic/1
MISC. PGA TOUR STATISTICS
2004 Low Round/Round: 70—Bell Canadian Open/1
Career Low Round/Round: 64—2 times, most recent 1999 GTE Byron Nelson Classic/1
Career Largest Paycheck/Finish:
\$270,600—2000 THE PLAYERS Championship/T3



Kevin Durkin

EXEMPT STATUS: 21st Nationwide Tour Qualifier at the 2004 PGA TOUR Qualifying Tournament
FULL NAME: Kevin Christopher Durkin
HEIGHT: 6-1
WEIGHT: 195
BIRTHDATE: November 12, 1973
BIRTHPLACE: Boynton Beach, FL

RESIDENCE: Alpharetta, GA; plays out of Atlanta National GC
FAMILY: Wife: Missy
EDUCATION: Florida State University; Valdosta State University (1999, Marketing)
SPECIAL INTERESTS: Fishing
TURNED PROFESSIONAL: 1999

BEST NATIONWIDE TOUR CAREER FINISH: T4—2004 Mark Christopher Charity Classic.

BEST 2004 NATIONWIDE TOUR FINISH: T4—Mark Christopher Charity Classic.

BEST PGA TOUR CAREER FINISH: T56—2004 BellSouth Classic.

BEST 2004 PGA TOUR FINISH: T56—BellSouth Classic.

PROFESSIONAL CAREER:

Member of the Nationwide Tour in 2002-04. Made the cut in nine of 14 starts in 2004, with a career-best T4 at the Mark Christopher Charity Classic, his best of three top-25 finishes. Others came at the Reese's Cup Classic (T13) and the Price Cutter Charity Championship (T25). Made the cut in seven of 18 appearances on the 2003 Nationwide Tour. Finished the year No. 98 on the money list, with \$41,236. Notched three top-25 finishes, including a season-best T8 at the Oregon Classic. Others came at the Knoxville Open (12th) and the Chattanooga Classic (T12). Finished No. 144 during his rookie season on the 2002 Nationwide Tour money list, with \$17,831. Made the cut in nine of 22 tournaments. Failed to crack the top 25 during the season. Best tournament was a T29 at the Lake Erie Charity Classic at Peek 'n Peak Resort. Made the cut in both PGA TOUR events he entered in 2004—T56 at BellSouth Classic and T72 at EDS Byron Nelson Championship.

PERSONAL:

Lists his mom and dad as his heroes.

NATIONWIDE TOUR CAREER SUMMARY

PLAYOFF RECORD: 0-0

Year	Events Played	Cuts Made	1st	2nd	3rd	Top 10	Top 25	Earnings	Rank
2001	1	1						\$1,424	275
2002	22	9						17,831	144
2003	18	7				1	3	41,236	98
2004	14	9				1	3	39,224	107
Total	55	26				2	6	99,715	

PGA TOUR CAREER SUMMARY

PLAYOFF RECORD: 0-0

Year	Events Played	Cuts Made	1st	2nd	3rd	Top 10	Top 25	Earnings	Rank
2002	1								
2004	2	2						\$21,197	
Total	3	2						21,197	
COMBINED ALL-TIME MONEY (3 TOURS):								\$120,912	

CAREER STATISTICS

2004 NATIONWIDE TOUR STATISTICS

Scoring Average	.71.24
Driving Distance	.298.6
Driving Accuracy Percentage	.64.7%
Total Driving	.93
Greens in Regulation Pct.	.65.7%
Putting Average	.1.789
Sand Save Percentage	.52.0%
Eagles (Holes per)	.207.0
Birdie Average	.3.52
All-Around Ranking	.477
Scoring Avg Before Cut	.70.93
Scoring Avg 3rd Rnd	.70.78
Scoring Avg Final Rnd	.72.67
Birdie Conversion %	.28.2%
Par Breakers	.20.0%

MISC. NATIONWIDE TOUR STATISTICS

(67) 2004 Low Round/Round: 65 —The Reese's Cup Classic/3
(63) Career Low Round/Round: 65 —3 times, (14) most recent 2004 The Reese's Cup Classic/3
(88) Career Largest Paycheck/Finish: (69) \$15,718 —2004 Mark Christopher Charity Classic/T4
(64) MISC. PGA TOUR STATISTICS
(67) 2004 Low Round/Round: 66 —EDS Byron Nelson Championship/1
(43) Career Low Round/Round: 66 —2004 EDS Byron Nelson Championship/1
(117) Career Largest Paycheck/Finish: (79) \$11,252 —2004 EDS Byron Nelson Championship/T72



Joel Edwards

EXEMPT STATUS: 9th Nationwide Tour Qualifier at the 2004 PGA TOUR Qualifying Tournament
FULL NAME: Joel Ashley Edwards
HEIGHT: 6-0
WEIGHT: 190
BIRTHDATE: November 22, 1961
BIRTHPLACE: Dallas, TX

RESIDENCE: Coppell, TX
FAMILY: Wife, Rhonda; Tanner Grant (4/23/97)
EDUCATION: North Texas State University
SPECIAL INTERESTS: Music, movies, flying
TURNED PROFESSIONAL: 1984

NATIONWIDE TOUR VICTORIES (1): 1999 Mississippi Gulf Coast Open.

PGA TOUR VICTORIES (1): 2001 Air Canada Championship.

BEST 2004 PGA TOUR FINISH: T29—Valero Texas Open.

PROFESSIONAL CAREER:

Did not earn enough in his six starts from the Major Medical Extension category in 2004 to retain his PGA TOUR card for the season. Played in 11 events, finishing 219th on the money list, the lowest in his 14-year TOUR career. Double-bogeyed the final hole at 2004 TOUR

National Qualifying Tournament to miss his 2005 card by two strokes. Largely due to a torn tendon in elbow that required surgery, suffered through sub-par 2003 season, with only seven made cuts in 23 starts. Received a Major Medical Extension for 2004. Coupled with \$143,382 earned in 23 events in 2003, had the opportunity to play in six events to earn \$344,113. Best finish was T18 at the 2003 B.C. Open. Battled with a bout of double pneumonia for two months at end of 2002 season and still felt effects at Sony Open in Hawaii in early 2003. Surpassed the \$1-million mark in earnings for the second straight season in 2002, thanks to career-high four top-10s. Finished the 2001 season by making 10 of last 11 cuts and made \$862,802 of his career-best \$1,193,528. Earned first TOUR title in 316th

Joel Edwards (Continued)

career start at 2001 Air Canada Championship. Shared first- and second-round leads with Greg Kraft before taking three-stroke lead into final round. Led TOUR event after 54 holes for first time in career. Rounds of 65-67-68-65—265 produced share of tournament record. Earned \$638,422 and was 73rd on the 2000 TOUR money list. In 1999, earned his 2000 TOUR card with a second-place finish on the Nationwide Tour money list. Brought home his first career victory with a come-from-behind win at the Mississippi Gulf Coast Open in February. Named Player of the Month for February. Had six top-10s in his last seven events. In 1996, broke into the Top 100 on the money list for the first time in career (No. 90, \$248,450). Recorded a T2 at the 1992 B.C. Open to finish six strokes behind winner John Daly. Winner of 1988 North Dakota Open.

AMATEUR CAREER:

Named to the All-Southland Conference team at North Texas State. American Junior Golf Association All-American.

PERSONAL:

Had back surgery in January 1998, which kept him off the TOUR for most of the year. Played in only six events from May to August. Still dreams of playing third base for the New York Yankees. Met hero, Joe Torre, manager of the Yankees, at the 2002 Mercedes Championships.

NATIONWIDE TOUR CAREER SUMMARY										PLAYOFF RECORD: 0-0	
Year	Events Played	Cuts Made	1st	2nd	3rd	Top 10	Top 25	Earnings	Rank		
1992	12	8				2	4	\$18,266	70		
1998	4	2					1	3,161	180		
1999	26	21	1	3	1	9	18	213,937	2		
2004	2										
Total	44	31	1	3	1	11	23	235,365			

PGA TOUR CAREER SUMMARY										PLAYOFF RECORD: 0-0	
Year	Events Played	Cuts Made	1st	2nd	3rd	Top 10	Top 25	Earnings	Rank		
1984	1										
1985	2										
1987	2										
1988	1										
1989	27	10					3	\$46,851	167		
1990	32	11				2	4	109,809	132		
1991	30	13				1	5	106,820	131		
1992	19	8		1		2	3	107,264	126		
1993	30	15					5	150,623	106		
1994	28	13				2	3	139,141	127		
1995	31	16				1	2	114,285	149		
1996	27	20				2	6	248,450	90		
1997	31	14					3	114,856	158		
1998	2										
2000	29	19			1	2	9	638,422	73		
2001	30	19	1			3	8	1,193,528	46		
2002	28	22				4	10	1,077,651	61		
2003	23	7					2	143,382	190		
2004	11	5						83,572	219		
Total	384	192	1	1	1	19	63	4,274,655			
COMBINED ALL-TIME MONEY (3 TOURS):								\$4,510,020			

PGA TOUR TOP TOURNAMENT SUMMARY

Year	84	85	86	87	88	89	90	91	92	93	94	95	96
U.S. Open		CUT		CUT						T62			
PGA									CUT				77
THE PLAYERS							60		T11	T62	CUT		T1

PGA TOUR TOP TOURNAMENT SUMMARY (CONT.)

Year	97	98	99	00	01	02	03
PGA						T39	
THE PLAYERS	CUT			DQ		T60	CUT
WGC-NEC Invitational						T47	

CAREER STATISTICS

2004 NATIONWIDE TOUR STATISTICS

Scoring Average	.72.25	(N/A)
Driving Distance	.291.8	(N/A)
Driving Accuracy Percentage	.78.6%	(N/A)
Total Driving		(N/A)
Greens in Regulation Pct.	.80.6%	(N/A)
Putting Average	.1.897	(N/A)
Sand Save Percentage	.0%	(N/A)
Birdie Average	.3.00	(N/A)
Scoring Avg Before Cut	.72.25	(N/A)
Birdie Conversion %	.20.7%	(N/A)
Par Breakers	.16.7%	(N/A)

MISC. NATIONWIDE TOUR STATISTICS

2004 Low Round/Round: 71—2 times, most recent Henrico County Open/1

Career Low Round/Round: 62—2 times, most recent 1999 Boise Open/3

Career Largest Paycheck/Finish:

\$45,000—1999 Mississippi Gulf Coast Open/1

MISC. PGA TOUR STATISTICS

2004 Low Round/Round: 66—Valero Texas Open/4

Career Low Round/Round: 62—2 times, most recent 2002 Invensys Classic at Las Vegas/3

Career Largest Paycheck/Finish:

\$612,000—2001 Air Canada Championship/1



Danny Ellis

EXEMPT STATUS: 23rd Nationwide Tour Qualifier at the 2004 PGA TOUR Qualifying Tournament

FULL NAME: Daniel James Ellis

HEIGHT: 5-11

WEIGHT: 170

BIRTHDATE: September 15, 1970

BIRTHPLACE: Orlando, FL

RESIDENCE: Heathrow, FL

FAMILY: Wife, Brooke

EDUCATION: Clemson University (1994, Parks, Recreation, Tourism Management)

SPECIAL INTERESTS: Fishing

TURNED PROFESSIONAL: 1994

BEST NATIONWIDE TOUR CAREER FINISH: 2—1996 Greater Greenville Classic.

BEST PGA TOUR CAREER FINISH: T6—2001 National Car Rental Golf Classic Disney.

BEST 2004 PGA TOUR FINISHES: T7—Michelin Championship at Las Vegas; T9—Ford Championship at Doral.

PROFESSIONAL CAREER:

Recorded two top-10s and a career-best \$490,413 in season earnings on 2004 PGA TOUR, finishing No. 144 on the money list. Second top-10 of career was a T9 at the Ford Championship at Doral, good for \$140,000, a career-best payday since joining the TOUR in 2001. Was the 18- and 36-hole leader at the HP Classic of New Orleans after opening 63-66. Dropped from contention after a third-round 82 and finished 71st. Next top-10 did not come until October, a T7 at the 2004 Michelin Championship at Las Vegas. Shared the first-round lead with six others after a 63. Closed with a 63, as well, for his best TOUR finish since a career-best T6 at the 2001 National Car Rental Golf Classic at Walt Disney World Resort. Moved from 150th on the TOUR money list to 138th with three weeks remaining in season. Regained full playing privileges for 2004 by earning runner-up honors at PGA TOUR Qualifying Tournament. Played the 2003 season on a Major Medical Extension due to back surgery and subsequent rehabilitation. Made seven cuts in 10 starts, with a best finish of T27 at the 2003 Greater Milwaukee Open. After losing his card after rookie season in 2001, regained full playing privileges with a T10 finish at the 2001 Qualifying School. In first full PGA TOUR season of career in 2001, played in 27 events and made 10 cuts. Best finish was T6 at the National Car Rental Golf Classic at Walt Disney World Resort. Runner-up finish in 1993 U.S. Amateur earned him spot in 1994 Masters, where he missed cut with rounds of 78-74. Lists those two accomplishments as biggest thrill in golf. Had back surgery in the spring of 2000 and did not play all summer. Member of the 1996 Nationwide Tour, finishing No. 49 on the final money list. Best finish among his two top-10 finishes was a solo second at the Greater Greenville Classic. Runner-up at 1995 Canadian Masters. Played Canadian and Asian Tours in 1994-95.

AMATEUR CAREER:

Three time All-American selection (1990, 1992-93) at Clemson. Led the 1993 Tiger team that finished fourth at the NCAA Championship in Lexington, KY. During freshman year he finished eighth in the nation at the NCAA Championship.

NATIONWIDE TOUR CAREER SUMMARY

PLAYOFF RECORD: 0-0

Year	Events Played	Cuts Made	1st	2nd	3rd	Top 10	Top 25	Earnings	Rank
1994	1								
1996	27	12		1		2	4	\$42,028	49
1997	6	2					1	1,901	195
1998	1								
2001	2	1					1	8,330	181
2003	3	2				1	1	17,718	162
Total	40	17		1		3	7	69,977	

PGA TOUR CAREER SUMMARY

PLAYOFF RECORD: 0-0

Year	Events Played	Cuts Made	1st	2nd	3rd	Top 10	Top 25	Earnings	Rank
1994	1								
2001	27	10				1	3	\$242,487	159
2002	17	5					1	73,340	208
2003	10	7						101,443	209
2004	26	14				2	3	490,413	144
Total	81	36				3	7	907,682	

COMBINED ALL-TIME MONEY (3 TOURS):

\$977,658

PGA TOUR TOP TOURNAMENT SUMMARY

Year	94
Masters	CUT

CAREER STATISTICS

2004 NATIONWIDE TOUR STATISTICS

Scoring Average	.70.56
Driving Distance	.302.1
Driving Accuracy Percentage	.59.0%
Total Driving	.1.998
Greens in Regulation Pct.	.68.5%
Putting Average	.1.775
Sand Save Percentage	.35.0%
Birdie Average	.4.22
Scoring Avg Before Cut	.71.20
Scoring Avg 3rd Rnd	.70.00
Scoring Avg Final Rnd	.69.50
Birdie Conversion %	.33.3%
Par Breakers	.23.5%

MISC. NATIONWIDE TOUR STATISTICS

(N/A) 2004 Low Round/Round: 67—First Tee
(N/A) Arkansas Classic/2
Career Low Round/Round: 66—3 times,
most recent 2001 Richmond Open/2
Career Largest Paycheck/Finish:
\$22,700—1996 Greater Greenville Classic/2
MISC. PGA TOUR STATISTICS
2004 Low Round/Round: 63—4 times, most
recent Michelin Championship at Las Vegas/1
Career Low Round/Round: 63—4 times,
most recent 2004 Michelin Championship at
Las Vegas/1
Career Largest Paycheck/Finish:
\$140,000—2004 Ford Championship at
Doral/T9



Jeff Freeman

EXEMPT STATUS: 26th Nationwide Tour Qualifier at the 2004 PGA TOUR Qualifying Tournament
FULL NAME: Jeff Alan Freeman
HEIGHT: 6-3
WEIGHT: 210
BIRTHDATE: April 15, 1962
BIRTHPLACE: Norman, OK

RESIDENCE: Windermere, FL; plays out of Windermere CC
FAMILY: Wife, Gena; Kiefer (2/4/92), Austin (12/4/93)
EDUCATION: Central State University (1984, Business Management)
SPECIAL INTERESTS: Movies, boats
TURNED PROFESSIONAL: 1990

BEST NATIONWIDE TOUR CAREER FINISHES: 2—2001 Fort Smith Classic, T2—2002 Oregon Classic.

BEST 2004 NATIONWIDE TOUR FINISHES: T7—Knoxville Open, Price Cutter Charity Championship.

BEST PGA TOUR CAREER FINISH: T37—2000 Nissan Open.

PROFESSIONAL CAREER:

Member of Nationwide Tour in 1994 and 2001-04. Made the cut in 14 of 27 starts on the 2004 Nationwide Tour. Cracked the top 25 on eight occasions. Ended up No. 66 on the money list, with \$87,635. Posted T7 finishes at the Knoxville Open and the Price Cutter Charity Championship for his only two top-10 finishes of the season. Made the cut in 19 of 29 events on the 2003 Nationwide Tour, with 10 top-25 finishes. Finished the year No. 38 on the final money list, with \$123,397. Had four top-10 showings, with a season-best T5s at the Alberta Calgary Classic (T5) and the Gila River Golf Classic (T5). Played in 26 of the 28 tournaments during the 2002 season. Finished No. 36 on the final money list, with \$117,645 with his best finish a T2 at the Oregon Classic after rounds of 67-67-69-70. One of three players to post a season-best six consecutive birdies, doing so on Nos. 5-10 in the second round of the Price Cutter Charity Championship. Made the cut in 16 of 24 events during the 2001 Nationwide Tour season. Posted three straight 66s to share the 54-hole lead at the Fort Smith Classic with Jay Delsing and Rick Price. Fired a final-round, 5-under 65 to get to 17-under and force a playoff with Delsing. Darkness suspended playoff after one hole, forcing the first Monday finish on Tour since the 1996 San Jose Open. Tee shot on the fourth extra hole found the trees down the left and he was forced to pitch out, eventually making bogey to lose to Delsing. Had a string of 22 consecutive rounds at par or better during the middle of the year, culminating with his runner-up finish at Fort Smith and a T9 at the Utah Classic. Played in 10 PGA TOUR events in 2000, making just two cuts. Was two strokes off the lead after 18 holes and one stroke behind after 36 holes at the 2000 Nissan Open before closing with rounds of 73-75 on the weekend to finish T37. Winner of the 1999 Club Professional Championship and S.W. Kansas Pro-Am. Winner of the 1996 Kansas Open and 1992 Temecula (CA) Creek Open. Earned the 1999 PGA of America Player of the Year Award.

PERSONAL:

Brother, Robin, is a former member of the Nationwide Tour and the PGA TOUR. Biggest thrill in golf was playing in the 1999 U.S. Open. Lists Jack Nicklaus as his hero. Got his start in golf from his father.

PGA TOUR CAREER SUMMARY

PLAYOFF RECORD: 0-0

Year	Events Played	Cuts Made	1st	2nd	3rd	Top 10	Top 25	Earnings	Rank
1991	1								
1999	5	1						\$6,270	307
2000	10	2						20,090	
2001	1								
Total	17	3						26,360	
COMBINED ALL-TIME MONEY (3 TOURS):								\$487,817	

PGA TOUR TOP TOURNAMENT SUMMARY

Year	99	00	01
U.S. Open	CUT		CUT
PGA	CUT	CUT	

CAREER STATISTICS

2004 NATIONWIDE TOUR STATISTICS

Scoring Average	.71.39
Driving Distance	.289.4
Driving Accuracy Percentage	.64.3%
Total Driving	.146
Greens in Regulation Pct.	.68.0%
Putting Average	.1.769
Sand Save Percentage	.43.0%
Eagles (Holes per)	.210.9
Birdie Average	.3.66
All-Around Ranking	.530
Scoring Avg Before Cut	.71.46
Scoring Avg 3rd Rnd	.71.07
Scoring Avg Final Rnd	.71.43
Birdie Conversion %	.29.5%
Par Breakers	.20.8%

MISC. NATIONWIDE TOUR STATISTICS

(78) 2004 Low Round/Round: 65—2 times, most recent Gila River Classic at Wild Horse Pass Resort/2
(70) Career Low Round/Round: 60—2001 Fort Smith Classic/3
(34) Career Largest Paycheck/Finish: (112) \$45,900 —2001 Fort Smith Classic/2
(65) MISC. PGA TOUR STATISTICS
(44) Career Low Round/Round: 64—1999 Bob Hope Chrysler Classic/1
(86) Career Largest Paycheck/Finish: (58) \$13,640 —2000 Nissan Open/T37
(64)
(57)
(45)

NATIONWIDE TOUR CAREER SUMMARY

PLAYOFF RECORD: 0-1

Year	Events Played	Cuts Made	1st	2nd	3rd	Top 10	Top 25	Earnings	Rank
1991	1								
1993	1								
1994	26	11				1	2	\$13,639	90
1999	1	1						1,103	218
2001	24	16		1		4	7	118,038	34
2002	26	18		1		2	11	117,645	36
2003	29	19				4	10	123,397	38
2004	27	14				2	8	87,635	66
Total	135	79		2		13	38	461,457	



Hiroyuki Fujita (Hear-OH-you-key Foo-JEE-tuh)

EXEMPT STATUS: 25th Nationwide Tour Qualifier at the 2004 PGA TOUR Qualifying Tournament

FULL NAME: Hiroyuki Fujita

HEIGHT: 5-8

WEIGHT: 150

BIRTHDATE: June 16, 1969

BIRTHPLACE: Tokyo, Japan

RESIDENCE: Tokyo, Japan

FAMILY: Wife, Yuriko; Hiroki (7/1/03)

EDUCATION: Senshu University (1992, Economics)

SPECIAL INTERESTS: Baseball

TURNED PROFESSIONAL: 1992

BEST PGA TOUR CAREER FINISH: T23—2002 Sony Open in Hawaii.

BEST 2004 PGA TOUR FINISH: T48—B.C. Open.

PROFESSIONAL CAREER:

Member of the Japan Tour since 1993. Has four career victories, including the 2004 Token Homemate Cup. Made the cut in 19 of 23 starts last year, with four top-10 and 10 top-25 finishes. Defeated current PGA TOUR member Charlie Wi by two shots to win last year. Finished No. 4 in putting average, No. 14 in scoring average and No. 16 on the money list. Best year in Japan was 2003 when he made the cut in 21 of 25 starts and won the Asia Japan Okinawa Open. Finished No. 7 on the money list. Also posted a career-best 63 in the opening round of the 2003 The Crowns.

PGA TOUR CAREER SUMMARY

PLAYOFF RECORD: 0-0

Year	Events Played	Cuts Made	1st	2nd	3rd	Top 10	Top 25	Earnings	Rank
2002	1	1					1	\$33,714	
2004	2	1						7,388	
Total	3	2					1	41,102	

COMBINED ALL-TIME MONEY (3 TOURS):

\$41,102

CAREER STATISTICS

MISC. PGA TOUR STATISTICS

2004 Low Round/Round: 68—B.C. Open/3

Career Low Round/Round: 67—2002 Sony Open in Hawaii/4

Career Largest Paycheck/Finish:

\$33,714—2002 Sony Open in Hawaii/T23



Kyle Gallo

EXEMPT STATUS: 4th Nationwide Tour Qualifier at the 2004 PGA TOUR Qualifying Tournament

FULL NAME: Kyle Paul Gallo

HEIGHT: 6-0

WEIGHT: 168

BIRTHDATE: March 24, 1975

BIRTHPLACE: Kensington, CT

RESIDENCE: Kensington, CT; plays out of Timberlin GC

FAMILY: Single

EDUCATION: Central Connecticut State University (1998, Sociology)

SPECIAL INTERESTS: Fishing, skiing

TURNED PROFESSIONAL: 1998

BEST NATIONWIDE TOUR CAREER FINISH: T30—2004 The Reese's Cup Classic.

BEST 2004 NATIONWIDE TOUR FINISHES: T30—The Reese's Cup Classic.

PROFESSIONAL CAREER:

Will be playing his rookie season on the 2005 Nationwide Tour. Finished T30 at last year's Reese's Cup Classic, his only made cut in two career starts on the Nationwide Tour. Missed the cut at the 2003 B.C. Open, his only start on the PGA TOUR. Member of the Cleveland Pro Golf Tour from 2000-04. Winner of the 1998, 2000 and 2004 Connecticut Open Championship. Winner of the 1999 Maine Open Championship.

PERSONAL:

Cites making it to the final stage of the 2004 PGA TOUR National Qualifying Tournament as his biggest thrill in golf.

NATIONWIDE TOUR CAREER SUMMARY

PLAYOFF RECORD: 0-0

Year	Events Played	Cuts Made	1st	2nd	3rd	Top 10	Top 25	Earnings	Rank
2003	1								
2004	1	1						\$2,745	277
Total	2	1						2,745	

PGA TOUR CAREER SUMMARY

PLAYOFF RECORD: 0-0

Year	Events Played	Cuts Made	1st	2nd	3rd	Top 10	Top 25	Earnings	Rank
2003	1								
Total	1								

COMBINED ALL-TIME MONEY (3 TOURS):

\$2,745

CAREER STATISTICS

MISC. NATIONWIDE TOUR STATISTICS

2004 Low Round/Round: 69—The Reese's Cup Classic/2

Career Low Round/Round: 69—2004 The Reese's Cup Classic/2

Career Largest Paycheck/Finish:

\$2,745—2004 The Reese's Cup Classic/T30

MISCELLANEOUS PGA TOUR STATISTICS

Career Low Round/Round: 73—2003 B.C. Open/2



Scott Gardiner

EXEMPT STATUS: 34th Nationwide Tour Qualifier at the 2004 PGA TOUR Qualifying Tournament
FULL NAME: Scott McCallum Gardiner
HEIGHT: 5-8
WEIGHT: 165
BIRTHDATE: March 22, 1976
BIRTHPLACE: Liverpool, New South Wales, Australia

RESIDENCE: Kirra, Queensland, Australia
FAMILY: Single
SPECIAL INTERESTS: Tae-kwon-do, rugby, boxing, autobiographies
TURNED PROFESSIONAL: 2000

BEST NATIONWIDE TOUR CAREER FINISH: T8—2004 Jacob's Creek Open.
BEST 2004 NATIONWIDE TOUR FINISHES: T8—Jacob's Creek Open.

PROFESSIONAL CAREER:

Will be playing his rookie season on the 2005 Nationwide Tour. Made the cut in both appearances on Tour in 2004, including a career-best T8 in the Jacob's Creek Open and T58 at the New Zealand PGA Championship. Played on the Australasian Tour from 2000-04. Played on the European Tour from 2001-03. Was his country's representative in the 2000 Eisenhower Cup (finished third).

AMATEUR CAREER:

Winner of the New South Wales State Schoolboys Championship.

PERSONAL:

Cites playing the final round with Adam Scott at the 2002 Scottish PGA Championship as his biggest thrill in golf. Lists Greg Norman as his hero. Got his start in golf after attending a junior clinic at the age of 8.

NATIONWIDE TOUR CAREER SUMMARY

PLAYOFF RECORD: 0-0

Year	Events Played	Cuts Made	1st	2nd	3rd	Top 10	Top 25	Earnings	Rank
2003	2	1						\$1,216	351
2004	2	2				1	1	19,888	151
Total	4	3				1	1	21,104	
COMBINED ALL-TIME MONEY (3 TOURS):								\$21,104	

CAREER STATISTICS

MISC. NATIONWIDE TOUR STATISTICS

2004 Low Round/Round: 68—New Zealand PGA Championship/1

Career Low Round/Round: 68—2004 New Zealand PGA Championship/1

Career Largest Paycheck/Finish:

\$18,256—2004 Jacob's Creek Open/T8



Doug Garwood

EXEMPT STATUS: Special Members/Medical
FULL NAME: Douglas Jamieson Garwood
HEIGHT: 6-3
WEIGHT: 195
BIRTHDATE: March 31, 1963
BIRTHPLACE: Van Nuys, CA
RESIDENCE: Chatsworth, CA; plays out of Annandale GC (Pasadena, CA)

FAMILY: Single
EDUCATION: Fresno State University (1986, English Literature)
SPECIAL INTERESTS: Books, music, plays, movies, museums, architecture
TURNED PROFESSIONAL: 1989

BEST NATIONWIDE TOUR CAREER FINISH: T2—2002 State Farm Open.
BEST 2004 NATIONWIDE TOUR FINISH: T22—Chattanooga Classic Presented by Cummings Cove and RealtyCenter/GMAC.

PROFESSIONAL CAREER:

Member of the Nationwide Tour in 2002-04. Made the cut in four of 15 starts in 2004 before being sidelined the second half of the season with a shoulder injury. Best finish was a T22 at the Chattanooga Classic. Made the cut in 10 of 25 tournaments in 2003. Finished No. 142 on the final money list, with a T23 at the Permian Basin Open, his best showing. Finished No. 49 on the final money list, with \$94,438 during his rookie season in 2002. Played in 27 of the 28 tournaments, making the cut in 13. Posted three top-10 finishes and six top-25s. Missed nine consecutive cuts before making it to the weekend in the final six tournaments of the year. Lost in a Nationwide Tour record-tying four-person playoff at the State Farm Open. Finished T4 at the Gila River Classic at Wild Horse Pass Resort after shooting all four rounds in the 60s. Other top-10 finish was a T9 at the Samsung Canadian PGA Championship. Won the 2001 Long Beach Open. Shot a final-round 65 to win by one stroke.

AMATEUR CAREER:

Two-time All-American at Fresno State University.

PERSONAL:

Lists Jack Nicklaus among his heroes. Father got him started in the game. Held various retail and insurance jobs during time away from the golf course. Says making it to the final stage of the PGA TOUR Qualifying Tournament was his biggest thrill in golf.

NATIONWIDE TOUR CAREER SUMMARY

PLAYOFF RECORD: 0-1

Year	Events Played	Cuts Made	1st	2nd	3rd	Top 10	Top 25	Earnings	Rank
2001	1								
2002	27	13		1		3	6	\$94,438	49
2003	25	10					1	20,814	142
2004	15	4					1	10,029	192
Total	68	27		1		3	8	125,281	
COMBINED ALL-TIME MONEY (3 TOURS):								\$125,281	

CAREER STATISTICS

2004 NATIONWIDE TOUR STATISTICS

Scoring Average72.61 (136)
Driving Distance298.6 (30)
Driving Accuracy Percentage ...57.6% (131)
Total Driving161 (97)
Greens in Regulation Pct.65.3% (94)
Putting Average1.771 (38)
Sand Save Percentage40.7% (124)
Eagles (Holes per)324.0 (108)
Birdie Average3.72 (37)
All-Around Ranking698 (103)
Scoring Avg Before Cut72.64 (139)
Scoring Avg 3rd Rnd72.75 (124)
Scoring Avg Final Rnd72.25 (98)
Birdie Conversion %31.1% (30)
Par Breakers21.0% (40)

MISC. NATIONWIDE TOUR STATISTICS

2004 Low Round/Round: 66—Chattanooga Classic Presented by Cummings Cove and RealtyCenter/GMAC/2
Career Low Round/Round: 65—3 times, most recent 2002 Gila River Classic at Wild Horse Pass Resort/2
Career Largest Paycheck/Finish: **\$33,600**—2002 State Farm Open/T2



Mathew Goggin

EXEMPT STATUS: 24th on the 2004 Nationwide Tour money list

FULL NAME: Mathew Charles Goggin

HEIGHT: 6-0

WEIGHT: 185

BIRTHDATE: June 13, 1974

BIRTHPLACE: Hobart, Tasmania, Australia

RESIDENCE: Scottsdale, AZ

FAMILY: Wife, Felicity

SPECIAL INTERESTS: Guitar, music

TURNED PROFESSIONAL: 1995

NATIONWIDE TOUR VICTORIES (2): 1999 Lehigh Valley Open, Omaha Classic.

BEST 2004 NATIONWIDE TOUR FINISHES: T2—Scholarship America Showdown; 3—Alberta Classic; T5—Jacob's Creek Open, Nationwide Tour Championship; T8—LaSalle Bank Open; T10—Cox Classic, Miccosukee Championship.

BEST PGA TOUR CAREER FINISH: T3—2000 Greater Milwaukee Open.

PROFESSIONAL CAREER:

Member of the PGA TOUR in 2000-03. Member of the Nationwide Tour in 1999 and 2004. Made the cut in 15 of 24 tournaments on the 2004 Nationwide Tour, including 10 top-25 finishes. Ranked No. 24 on the final money list, with \$190,785. Opened the season with a T5 at the Jacob's Creek Open, one of seven top-10s on the season. Had a stretch of 22 consecutive rounds at par or better during the summer, leading to a season-best runner-up showing at the Scholarship America Showdown and a solo third-place finish at the Alberta Classic. Fired rounds of 67-70-68-64 to finish with a tournament-record 11-under-par 269 to finish in a four-way tie at the end of regulation near Minneapolis, a playoff eventually won by Kevin Stadler. Other top-10 finishes came at the Tour Championship (T5), LaSalle Bank Open (T8), Cox Classic (T10) and the Miccosukee Championship (T10). Made the cut in 16 of 28 tournaments on the 2003 PGA TOUR, finishing No. 157 on the money list. Best finish came at The INTERNATIONAL where he T23. Played in 20 PGA TOUR events in 2002, with a best finish of T8 in his first event of the year, the AT&T Pebble Beach National Pro-Am. Also recorded a T15 at the SEI Pennsylvania Classic. Made 15 cuts in 33 PGA TOUR events in 2001, posting one top-10 and three top-25s. Best finish was T6 at the BellSouth Classic where he earned his largest check of the season, \$103,290. After initial slow start to 2000 rookie season, where he missed the cut in 15 of first 17 starts, rebounded with strong second half to finish 117th on the official money list, with \$414,123. Placed no worse than 20th in three of last nine starts to clinch spot among top 125 money winners. In rookie Nationwide Tour season in 1999, recorded victories at Lehigh Valley Open and Omaha Classic, finishing No. 4 on the money list. Held the 36- and 54-hole leads at the Lehigh Valley Open. Fired a final-round 72 to earn his first U.S. victory, beating Matt Gogel by two shots. Shared the 54-hole lead with Bob Heintz at the Omaha Classic at 17-under-par. Posted a final-round 65 to win by four strokes over Casey Martin. His 24-under-par 264 at the time was the second lowest in the history of the Nationwide Tour, bettered by only Chris Smith's 26-under score at the same event in 1997. Birdied the final hole of regulation to force a playoff with Brad King at the 1998 Australasian Tour Championship. Birdied the first playoff hole to win, vaulting him from 10th to fourth on the final ANZ Order of Merit. Finished second at the 1998 Australian Masters. Played the European Tour in 1998 and T2 at the Peugeot Open de France. Won the 1997 San Paolo Vita Open and the 1996 Dutch Challenge on the European Challenge Tour.

AMATEUR CAREER:

Medalist at the 1995 Western and Canadian Amateur. Winner of the 1995 Australasian Amateur.

PERSONAL:

His mother, Lindy, is a three-time Australian Amateur champion. Plays the guitar.

NATIONWIDE TOUR CAREER SUMMARY

PLAYOFF RECORD: 0-1

Year	Events Played	Cuts Made	1st	2nd	3rd	Top 10	Top 25	Earnings	Rank
1999	24	17	2	1	1	7	13	\$187,894	4
2000	1								
2002	4	1					1	5,233	217
2004	24	15		1	1	7	10	190,785	24
Total	53	33	2	2	2	14	24	383,911	

PGA TOUR CAREER SUMMARY

PLAYOFF RECORD: 0-0

Year	Events Played	Cuts Made	1st	2nd	3rd	Top 10	Top 25	Earnings	Rank
1998	1								
2000	32	12			1	2	5	\$414,123	117
2001	33	15				1	3	283,165	148
2002	20	12				1	5	391,852	142
2003	28	16					2	299,238	157
2004	1								
Total	115	55			1	4	15	1,388,378	

COMBINED ALL-TIME MONEY (3 TOURS):

\$1,772,289

PGA TOUR TOP TOURNAMENT SUMMARY

Year	01	02	03	04
British Open				T46 CUT
THE PLAYERS	T70			

CAREER STATISTICS

2004 NATIONWIDE TOUR STATISTICS

Scoring Average	.70.17
Driving Distance	.301.8
Driving Accuracy Percentage	.64.3%
Total Driving	.86
Greens in Regulation Pct.	.69.7%
Putting Average	.1.783
Sand Save Percentage	.46.8%
Eagles (Holes per)	.108.0
Birdie Average	.4.03
All-Around Ranking	.276
Scoring Avg Before Cut	.70.63
Scoring Avg 3rd Rnd	.68.60
Scoring Avg Final Rnd	.70.27
Birdie Conversion %	.32.2%
Par Breakers	.23.3%

MISC. NATIONWIDE TOUR STATISTICS

- (8) **2004 Low Round/Round:** 64—2 times, most recent Scholarship America Showdown/4
- (68) **Career Low Round/Round:** 64—2 times, (11) most recent 2004 Scholarship America Showdown/4
- (57) **Career Largest Paycheck/Finish:** (78) **\$54,000**—1999 Omaha Classic/1
- (6) **MISC. PGA TOUR STATISTICS**
- (15) **2004 Low Round/Round:** 68—British Open
- (9) Championship/1
- (32) **Career Low Round/Round:** 64—2 times, (1) most recent 2002 Greater Milwaukee Open/4
- (16) **Career Largest Paycheck/Finish:** (19) **\$120,000**—2000 Greater Milwaukee Open/T3
- (13)



Jeff Gove

EXEMPT STATUS: 41st on the 2004 Nationwide Tour money list

FULL NAME: Jeff Gove

HEIGHT: 6-2

WEIGHT: 180

BIRTHDATE: May 28, 1971

BIRTHPLACE: Seattle, WA

RESIDENCE: Seattle, WA

FAMILY: Wife, Heather; Jacob Brian (7/30/04)

EDUCATION: Pepperdine University

SPECIAL INTERESTS: All sports, reading, movies

TURNED PROFESSIONAL: 1994

NATIONWIDE TOUR VICTORIES (2): 1995 Tri-Cities Open. 1999 Knoxville Open.

BEST 2004 NATIONWIDE TOUR FINISHES: T2—Permian Basin Charity Golf Classic; T8—Pete Dye West Virginia Classic Presented by National Mining Association; T9—Virginia Beach Open.

BEST PGA TOUR CAREER FINISH: T10—2002 Canon Greater Hartford Open.

PROFESSIONAL CAREER:

Member of Nationwide Tour in 1995-99, 2001 and 2003-04. Member of PGA TOUR in 2000 and 2002. Made the cut in 15 of 22 events on the 2004 Nationwide Tour. Finished inside the top 25 on 10 occasions. Ranked No. 41 on the final money list, with \$138,746. Fired rounds of 68-75-70-69 to finish tied with Charley Hoffman and Craig Lile at 6-under-par 282 at the Permian Basin Charity Golf Classic. Hoffman eventually won that extra session on the third hole. Collected \$39,600 for the second-place finish. A T8 at the Pete Dye West Virginia Classic and T9 at the Virginia Beach Open rounded out his three top-10 finishes in 2004. Had a hole-in-one on No. 14 during the third round of the Samsung Canadian PGA Championship. Set a new Tour record for Greens In Regulation with a 74.3-percent mark throughout the season. Also ended the year No. 1 in Total Driving (51). Made the cut in 14 of 26 events on the 2003 Nationwide Tour. Finished the season, with \$54,643 and the No. 83 spot on the final money list. For the first time in his seven seasons on the Nationwide Tour he failed to crack the top 60 on the final money list. Posted four top-25 finishes, with T13s at the Lake Erie Charity Classic and the Knoxville Open his best results. Had a hole-in-one on No. 8 during the second round of the Miccosukee Championship. Finished No. 162 on the 2002 PGA TOUR final money list, with \$271,652, making the cut in 14 of 30 tournaments. Best finish was a T10 at the Canon Greater Hartford Open. Finished in top 15 on 2001 Nationwide Tour money list for second time in three years to regain PGA TOUR card for 2002. All six of his top-10s came between June and September, including five top-fives. Led the Wichita Open by two strokes after 36 holes. Second-round 9-under 63 set course record at Crestview CC. Finished T2, three strokes behind Jason Dufner. Was No. 176 on the 2000 PGA TOUR money list after his rookie season, with two top-20 finishes, including a season-best T16 at the Kemper Insurance Open. Earned his 2000 PGA TOUR card by virtue of his 12th-place finish on the 1999 Nationwide Tour money list. Was one of two players (Mike Grob the other) to play in all 30 events. Earned his second career win at the 1999 Knoxville Open. Birdied the 18th hole Sunday to edge Marco Dawson, Carl Paulson and Glen Hnatiuk by a stroke. The winner's check of \$45,000 was the largest of his career and vaulted him to No. 7 on the money list. Shared the first- and second-round leads with Bob Heintz at the 1999 Tour Championship following back-to-back 68s. Closing rounds of 76-73 left him T3. Fired a final-round 69 at the 1998 Tour Championship to finish second at 2-under 286. Lost playoff to Jimmy Green at 1996 Buffalo Open. Earned his first career win at the 1995 Tri-Cities Open, defeating Franklin Langham in a playoff. Birdied the par-3 second playoff hole after his tee shot hit the flagstick and came to rest 18 inches from the cup. Won the 1995 Washington State Open, which earned him a spot in the 1995 Ernst Championship hosted by Fred Couples. Final-round 61 earned second place in that event.

PERSONAL:

Caddied for John Brodie when former NFL quarterback won the 1991 Ralphs Senior Classic on the Champions Tour. He also caddied for Jeff Brehaut when he won the 1997 Mississippi Gulf Coast Classic. His uncle, Mike, played on the PGA TOUR from 1980-86.

NATIONWIDE TOUR CAREER SUMMARY

PLAYOFF RECORD: 1-2

Year	Events Played	Cuts Made	1st	2nd	3rd	Top 10	Top 25	Earnings	Rank
1995	27	15	1			2	5	\$60,250	33
1996	28	16		1		3	6	51,257	39
1997	19	9				2	6	33,132	59
1998	28	20		1		4	14	96,502	24
1999	30	19	1	1	1	4	10	129,692	12
2000	1								
2001	25	18		2	1	6	11	198,812	9
2003	26	14					4	54,643	83
2004	22	15		1		3	10	138,746	41
Total	206	126	2	6	2	24	66	763,034	

PGA TOUR CAREER SUMMARY

PLAYOFF RECORD: 0-0

Year	Events Played	Cuts Made	1st	2nd	3rd	Top 10	Top 25	Earnings	Rank
2000	31	11					2	\$153,753	176
2001	1								
2002	30	14				1	3	271,652	162
2003	1								
2004	1								
Total	64	25				1	5	425,406	

COMBINED ALL-TIME MONEY (3 TOURS):

\$1,188,440

PGA TOUR TOP TOURNAMENT SUMMARY

Year	04
U.S. Open	CUT

CAREER STATISTICS

2004 NATIONWIDE TOUR STATISTICS

Scoring Average	.70.58
Driving Distance	296.8
Driving Accuracy Percentage	.70.8%
Total Driving	.51
Greens in Regulation Pct.	.74.3%
Putting Average	1.835
Sand Save Percentage	.51.8%
Eagles (Holes per)	190.3
Birdie Average	3.42
All-Around Ranking	381
Scoring Avg Before Cut	.70.57
Scoring Avg 3rd Rnd	.70.73
Scoring Avg Final Rnd	.70.47
Birdie Conversion %	.25.7%
Par Breakers	.19.5%

MISC. NATIONWIDE TOUR STATISTICS

(20)	2004 Low Round/Round: 65 —Gila River Classic at Wild Horse Pass Resort/1
(11)	Career Low Round/Round: 62 —1998 Miami Valley Open/2
(1)	Career Largest Paycheck/Finish:
(135)	\$45,900 —2001 Tri-Cities Open/2
(31)	MISC. PGA TOUR STATISTICS
(55)	2004 Low Round/Round: 75 —U.S. Open Championship/1
(88)	Career Low Round/Round: 64 —2002 Canon Greater Hartford Open/2
(37)	Career Largest Paycheck/Finish:
(21)	\$100,000 —2002 Canon Greater Hartford Open/T10
(128)	
(84)	



Nathan Green

EXEMPT STATUS: 39th on the 2004 Nationwide Tour money list

FULL NAME: Nathan Andrew Green

HEIGHT: 5-8

WEIGHT: 175

BIRTHDATE: May 13, 1975

BIRTHPLACE: Newcastle, New South Wales, Australia

RESIDENCE: Toronto, New South Wales, Australia

FAMILY: Wife, Michelle

TURNED PROFESSIONAL: 1998

BEST NATIONWIDE TOUR CAREER FINISH: T2—2004 Henrico County Open.

BEST 2004 NATIONWIDE TOUR FINISHES: T2—Henrico County Open; T5—Nationwide Tour Championship; T7—Price Cutter Charity Championship; T9—Northeast Pennsylvania Classic.

PROFESSIONAL CAREER:

Member of the Nationwide Tour in 2002 and 2004. Made the cut in 18 of 22 starts in 2004, including seven top-25 finishes. Ranked No. 39 on the final money list, with \$139,825. Fired rounds of 62-69-67-64 to finish 26-under-par 262 at the Henrico County Open, four strokes behind Daniel Chopra. His 26-under total matched the Nationwide Tour's previous all-time record, first set by Chris Smith at the 1997 Omaha Classic. Opening 62 was good for a two-stroke first-round lead. The T2 was worth \$39,600. Other top-10 performances came at the Tour Championship (T5), Price Cutter Charity Championship (T7) and the Northeast Pennsylvania Classic (T9). Only teed it up twice on the 2003 Nationwide Tour, finishing T14 at the Jacob's Creek Open before missing the cut at the Clearwater Classic. Finished T9 at the 2002 LaSalle Bank Open for his only career top-10 on the Nationwide Tour prior to the 2004 season. Missed the cut at the 2001 British Open Championship in his only PGA TOUR start. Member of the Australasian Tour since 1998. Made the cut in all eight events during the 2001 season, with six top-25 finishes. Runner-up in consecutive weeks, including a one-shot loss to Colin Montgomerie at the Ericsson Masters. Final-round 67 the following week left him one back of Peter Lonard at the ANZ Championship. Ended the season No. 5 on the Order of Merit. Won the 2000 Queensland PGA Championship for his first international victory. Won the 2000 Benefit Partners/NRCS Classic on the Canadian Tour. Represented New South Wales in soccer.

PERSONAL:

Formerly worked in a crematorium his parents manage in Valentine. Also worked in a pro shop at Westside GC in Newcastle. Biggest thrill in golf was making a hole-in-one for \$500,000 at the Ericsson Masters. After being introduced to the game by his brother, he used his grandmother's clubs.

NATIONWIDE TOUR CAREER SUMMARY

PLAYOFF RECORD: 0-0

Year	Events Played	Cuts Made	1st	2nd	3rd	Top 10	Top 25	Earnings	Rank
2002	22	7				1	3	\$26,694	124
2003	2	1					1	10,542	190
2004	22	18		1		4	7	139,824	39
Total	46	26		1		5	11	177,061	

PGA TOUR CAREER SUMMARY

PLAYOFF RECORD: 0-0

Year	Events Played	Cuts Made	1st	2nd	3rd	Top 10	Top 25	Earnings	Rank
2001	1								
Total	1								

COMBINED ALL-TIME MONEY (3 TOURS):

\$177,061

PGA TOUR TOP TOURNAMENT SUMMARY

Year	01
British Open	CUT

CAREER STATISTICS

2004 NATIONWIDE TOUR STATISTICS

Scoring Average	.70.58
Driving Distance	.285.0
Driving Accuracy Percentage	.61.2%
Total Driving	.204
Greens in Regulation Pct.	.63.9%
Putting Average	.1.755
Sand Save Percentage	.56.9%
Eagles (Holes per)	.360.0
Birdie Average	.3.66
All-Around Ranking	.527
Scoring Avg Before Cut	.69.80
Scoring Avg 3rd Rnd	.71.44
Scoring Avg Final Rnd	.71.61
Birdie Conversion %	.31.0%
Par Breakers	.20.6%

MISC. NATIONWIDE TOUR STATISTICS

(20) 2004 Low Round/Round: 62—Henrico County Open/1
(98) Career Low Round/Round: 62—2004 Henrico County Open/1
(136) Career Largest Paycheck/Finish: (120) \$39,600 —2004 Henrico County Open/T2
(7) MISC. PGA TOUR STATISTICS
(118) Career Low Round/Round: 75—2001 British Open Championship/2



Scott Gump

EXEMPT STATUS: 2004 Tournament winner

FULL NAME: Scott Edward Gump

HEIGHT: 6-2

WEIGHT: 185

BIRTHDATE: December 17, 1965

BIRTHPLACE: Merritt Island, FL

RESIDENCE: Windermere, FL

FAMILY: Wife, Christine; Sarah Gavin (5/13/99)

EDUCATION: University of Miami (1987, Business Administration)

SPECIAL INTERESTS: Whitewater rafting, music, movies

TURNED PROFESSIONAL: 1988

NATIONWIDE TOUR VICTORIES (3): 1994 Monterrey Open, Greater Greenville Classic. 2004 Albertsons Boise Open.

BEST 2004 NATIONWIDE TOUR FINISHES: 1—Albertsons Boise Open; T4—Permian Basin Charity Golf Classic.

BEST PGA TOUR CAREER FINISHES: 2—1998 Quad City Classic, 1999 THE PLAYERS Championship, T2—1991 The International.

PROFESSIONAL CAREER:

Member of the Nationwide Tour in 1990, 1994 and 2001-04. Member of the PGA TOUR from 1991-93 and 1995-2000. Made the cut in 15 of 27 events on the 2004 Nationwide Tour, including seven top-25 finishes. Ended the year No. 31 on the official money list, with \$173,796. Posted four rounds in the 60s (66-68-68-68) to finish 14-under-par 270 in claiming the Albertsons Boise Open, his third Nationwide Tour career victory. His two-stroke win over Jimmy Walker and Michael Long was good for \$108,000, moving him from No. 98 to No. 28 on the money list at the time. It marked his first title since winning the 1994 Greater Greenville Open. In between, he competed in 297 events on the Nationwide Tour and PGA TOUR. The 10 years, 3 months and 27 days between wins is the second-longest span in Nationwide Tour history. Proved that hitting it straight is better than distance in Boise, leading the field in Driving Accuracy at 78.6 percent. His victory, combined with two additional top-30 finishes, helped earn Player of the Month honors for September. Only other top-10 came at the Permian Basin Charity Golf Classic (T4). Established a new Nationwide Tour record for Driving Accuracy, with an 81.4-percent mark. Made the cut in 19 of 25 events on the 2003 Nationwide Tour, with nine top-25 finishes. Concluded the year with \$95,722 and the No. 49 spot on the final money list. A T6 finish at the Envirocare Utah Classic marked his best event. Won his second consecutive Driving Accuracy crown in 2003, with a 75.7-percent mark. Finished No. 139 on the 2002 Nationwide Tour money list, with a T26 at the Virginia Beach Open his best result. Split time in 2001 between PGA TOUR and Nationwide Tour, making six PGA TOUR starts and 16 on the Nationwide Tour. Made the cut in six of 16 tournaments on the Nationwide Tour, with two top-25 finishes, including a T11 at the Arkansas Classic and a T19 at the Samsung Canadian PGA. Made four cuts in six tournaments in 2001 on PGA TOUR, with his best finish a T35 at the John Deere Classic. Failed to secure a playing card despite participating in 36 PGA TOUR events in 2000. In 1999, manufactured finest season on PGA TOUR, with career-best four top-10s, including his third career runner-up finish. Also broke into the top 40 on TOUR money list for the first time, with career-best \$954,859. Highlight of season came at THE PLAYERS Championship, where steady rounds under tough playing conditions produced a solo second place. Lost PGA TOUR card after 1993 season but excelled on the Nationwide Tour in 1994, winning Monterrey Open and Greater Greenville Classic. Second-place finish on money list earned return to PGA TOUR in 1995. Finished No. 50 on the money list, with three top-10s during the inaugural Nationwide Tour season in 1990.

NATIONWIDE TOUR CAREER SUMMARY

PLAYOFF RECORD: 0-1

Year	Events Played	Cuts Made	1st	2nd	3rd	Top 10	Top 25	Earnings	Rank
1990	29	22				3	8	\$20,864	50
1991	3	2				1	1	4,071	139
1994	24	21	2	1	1	9	16	161,035	2
2001	16	6					2	22,316	129
2002	17	9						19,728	139
2003	25	19				3	9	95,721	49
2004	27	15	1			2	7	173,796	31
Total	141	94	3	1	1	18	43	497,532	

PGA TOUR CAREER SUMMARY

PLAYOFF RECORD: 0-0

Year	Events Played	Cuts Made	1st	2nd	3rd	Top 10	Top 25	Earnings	Rank
1988A	1	1							
1988	1								
1989	1								
1991	29	18		1		2	7	\$207,809	80
1992	33	24				1	5	148,696	102
1993	31	17					4	96,822	147
1994	3	2						4,181	286
1995	29	19				1	5	184,828	99
1996	31	20					6	177,332	118
1997	33	22					6	209,672	109
1998	31	20		1		2	7	402,092	73
1999	30	19		1		4	7	954,732	40
2000	36	18					2	193,460	165
2001	6	4						31,902	221
2002	8	3						23,610	227
Total	303	187		3		10	49	2,635,137	

COMBINED ALL-TIME MONEY (3 TOURS):

\$3,132,669

PGA TOUR TOP TOURNAMENT SUMMARY

Year	88	89	90	91	92	93	94	95	96	97	98	99	00
Masters	CUT												T46
U.S. Open				CUT	T51				CUT			CUT	CUT
British Open													CUT
PGA					T79						T23	CUT	
THE PLAYERS					66	CUT			T19	T65	T54	2	T42

CAREER STATISTICS

2004 NATIONWIDE TOUR STATISTICS

Scoring Average	.70.93
Driving Distance	270.4
Driving Accuracy Percentage	81.4%
Total Driving	147
Greens in Regulation Pct.	70.3%
Putting Average	1.809
Sand Save Percentage	48.4%
Eagles (Holes per)	213.4
Birdie Average	3.17
All-Around Ranking	560
Scoring Avg Before Cut	71.08
Scoring Avg 3rd Rnd	70.73
Scoring Avg Final Rnd	70.60
Birdie Conversion %	24.5%
Par Breakers	18.1%

MISC. NATIONWIDE TOUR STATISTICS

(46) 2004 Low Round/Round: 65—LaSalle Bank Open/3
(1) Career Low Round/Round: 63—2003 Envirocare Utah Classic/2
(19) Career Largest Paycheck/Finish: \$108,000—2004 Albertsons Boise Open/1
(94) Career Low Round/Round: 62—1998 Canon Greater Hartford Open/2
(65) Career Largest Paycheck/Finish: \$540,000—1999 THE PLAYERS Championship/2
(64) (121) (37) (26) (141) (119)



Bill Haas

EXEMPT STATUS: 11th Nationwide Tour Qualifier at the 2004 PGA TOUR Qualifying Tournament

FULL NAME: William Harlan Haas

HEIGHT: 6-2

WEIGHT: 185

BIRTHDATE: May 24, 1982

BIRTHPLACE: Charlotte, NC

RESIDENCE: Greenville, SC; plays out of Chanticleer GC

FAMILY: Single

EDUCATION: Wake Forest University (2004, Religious Studies)

TURNED PROFESSIONAL: 2004

BEST NATIONWIDE TOUR CAREER FINISH: T18—2004 Gila River Classic at Wild Horse Pass Resort.

BEST 2004 NATIONWIDE TOUR FINISH: T18—Gila River Classic at Wild Horse Pass Resort.

BEST PGA TOUR CAREER FINISH: T9—2004 Deutsche Bank Championship.

BEST 2004 PGA TOUR FINISH: T9—Deutsche Bank Championship.

PROFESSIONAL CAREER:

Will be playing his rookie season on the 2005 Nationwide Tour. Made the cut in one of three starts on the 2004 Nationwide Tour, finishing T18 at the Gila River Golf Classic. Made the cut in eight of nine starts on the 2004 PGA TOUR. Earned \$315,289, with three top-25 finishes. Had a season-best T9 at the Deutsche Bank Championship, firing rounds of 69-64-71-73 to finish 7-under 277. Collected a career-best \$135,000 for his efforts. Other top-25 finishes included a T17 at the B.C. Open and a T19 at the Bell Canadian Open. Finished T40 at the 2004 U.S. Open Championship, his first career start in a major championship. Teamed with his dad, Jay, to win the 2004 CVS Charity Classic.

AMATEUR CAREER:

Member of the 2003 U.S. Walker Cup team. Recipient of the Jack Nicklaus Award. Selected three times to the Ping All-America first team. After breaking the NCAA record for career stroke average and finishing second at the 2004 NCAA Championship, Haas earned the Ben Hogan Award, college golf's equivalent to the national player of the year. A two-time ACC Player of the Year, Haas won a school-record 10 career tournaments. Four-time All-ACC pick and 2001 ACC Rookie of the Year. In 2004, he was ranked No. 1 the entire season and 32 of his 42 rounds were at par or better.

PERSONAL:

Another in a long line of golf greats from the Haas family to play for Wake Forest. Father, Jay, was an NCAA champion and two-time All-America in the 1970s, who went on to a highly successful PGA TOUR career. Uncle Jerry was also an All-America at Wake Forest, a PGA TOUR player and currently the head coach of the Demon Deacon squad. Great uncle, Bob Goalby, was the 1968 Masters champion. Older brother, Jay, Jr. played golf at Augusta State. Lists winning as his biggest thrill in golf. Lists his dad as his hero.

NATIONWIDE TOUR CAREER SUMMARY

PLAYOFF RECORD: 0-0

Year	Events Played	Cuts Made	1st	2nd	3rd	Top 10	Top 25	Earnings	Rank
2000A	1								
2004	3	1					1	\$5,095	236
Total	4	1					1	5,095	

PGA TOUR CAREER SUMMARY

PLAYOFF RECORD: 0-0

Year	Events Played	Cuts Made	1st	2nd	3rd	Top 10	Top 25	Earnings	Rank
2002A	1								
2003A	2								
2004A	1	1							
2004	9	8				1	3	\$315,259	
Total	13	9				1	3	315,259	

COMBINED ALL-TIME MONEY (3 TOURS):

\$320,354

PGA TOUR TOP TOURNAMENT SUMMARY

Year	03	04
U.S. Open	CUT	T40

CAREER STATISTICS

2004 NATIONWIDE TOUR STATISTICS

Scoring Average	.71.25
Driving Distance	.306.4
Driving Accuracy Percentage	.57.1%
Total Driving	1,998
Greens in Regulation Pct.	.65.3%
Putting Average	1.819
Sand Save Percentage	.50.0%
Eagles (Holes per)	.72.0
Birdie Average	.3.50
Scoring Avg Before Cut	.71.33
Scoring Avg 3rd Rnd	.69.00
Scoring Avg Final Rnd	.73.00
Birdie Conversion %	.29.0%
Par Breakers	.20.8%

MISC. NATIONWIDE TOUR STATISTICS

(N/A) 2004 Low Round/Round: 68—Gila River Classic at Wild Horse Pass Resort/2
(N/A) Career Low Round/Round: 68—2 times, most recent 2004 Gila River Classic at Wild Horse Pass Resort/2
(N/A) Career Largest Paycheck/Finish: \$5,095—2004 Gila River Classic at Wild Horse Pass Resort/T18
(N/A) MISC. PGA TOUR STATISTICS
(N/A) 2004 Low Round/Round: 64—Deutsche Bank Championship/2
(N/A) Career Low Round/Round: 64—2004 Deutsche Bank Championship/2
(N/A) Career Largest Paycheck/Finish: \$135,000—2004 Deutsche Bank Championship/T9



Charley Hoffman

EXEMPT STATUS: 2004 Tournament winner
FULL NAME: Charley Lindley Hoffman
HEIGHT: 6-0
WEIGHT: 200
BIRTHDATE: December 27, 1976
BIRTHPLACE: San Diego, CA
RESIDENCE: Las Vegas, NV; plays out of Stone Ridge CC (Poway, CA)

FAMILY: Single
EDUCATION: University of Nevada-Las Vegas (2000, Communications)
SPECIAL INTERESTS: Skiing, jet skiing
TURNED PROFESSIONAL: 1999

NATIONWIDE TOUR VICTORIES (1): 2004 Permian Basin Charity Golf Classic.

BEST 2004 NATIONWIDE TOUR FINISHES: 1—Permian Basin Charity Golf Classic; 3—Chitimacha Louisiana Open.

BEST PGA TOUR CAREER FINISH: T51—2004 Booz Allen Classic.

BEST 2004 PGA TOUR FINISH: T51—Booz Allen Classic.

PROFESSIONAL CAREER:

Member of the Nationwide Tour in 2000-01 and 2004. Began the 2004 season without status on any Tour and became one of seven golfers to play their way onto the Nationwide Tour. Made the cut in 13 of 15 tournaments on the 2004 Nationwide Tour, including 10 top-25 finishes. Ranked No. 30 on the final money list, with \$174,084. Opened the season with a third-place performance at the Chitimacha Louisiana Open, where he was the medalist in the Monday qualifier. Finished just two strokes behind champion Jimmy Walker and earned \$32,300 for his efforts. Broke through for his only other top 10 of the season with a victory at the Permian Basin Charity Golf Classic. Rounds of 72-67-71-72 and a four-day total of 6-under-par 282 left him tied with Jeff Gove and Craig Lile at the end of regulation. Birdied the third extra hole for the victory, equaling the highest winning score of the season. Made the cut in 12 of 23 starts in 2001, finishing No. 75 on the money list, with \$54,052. His best finish was T3 at the Monterey Peninsula Classic. Missed the first 15 cuts in 2000 before making his last four of the season, including two top-20s. Was one stroke off the lead after 18 holes at the New Mexico Classic before finishing T14. Had no experience on the Nationwide Tour prior to the 2000 season. Has played in 10 PGA TOUR events, making the cut in just two, finishing in 76th place at the 1996 Buick Invitational and T51 at the 2004 Booz Allen Classic.

AMATEUR CAREER:

Member of 1998 NCAA Championship team. Tied for ninth at the 1999 WAC Championship. Honorable mention All-American in 1998. Ranked 21st in the final 1998 MasterCard Collegiate Rankings. Became the first two-time California state high school champion. Named second-team Rolex All-American in 1994. High school and college teammate with Nationwide Tour member Bill Lunde.

NATIONWIDE TOUR CAREER SUMMARY

PLAYOFF RECORD: 1-0

Year	Events Played	Cuts Made	1st	2nd	3rd	Top 10	Top 25	Earnings	Rank
2000	19	4					2	\$15,075	159
2001	23	12			1	1	4	\$4,052	75
2002	3	1						999	330
2004	15	13	1		1	2	10	\$174,083	30
Total	60	30	1		2	3	16	\$244,209	

PGA TOUR CAREER SUMMARY

PLAYOFF RECORD: 0-0

Year	Events Played	Cuts Made	1st	2nd	3rd	Top 10	Top 25	Earnings	Rank
1994	1								
1996A	1	1							
1998A	1								
1999A	1								
2000A	1								
2001	2								
2002	1								
2003	1								
2004	1	1						\$11,296	
Total	10	2						\$11,296	

COMBINED ALL-TIME MONEY (3 TOURS):

\$255,505

CAREER STATISTICS

2004 NATIONWIDE TOUR STATISTICS

Scoring Average70.36
 Driving Distance302.9
 Driving Accuracy Percentage ...58.3%
 Total Driving144
 Greens in Regulation Pct.67.1%
 Putting Average1.749
 Sand Save Percentage48.6%
 Eagles (Holes per)504.0
 Birdie Average4.32
 All-Around Ranking431
 Scoring Avg Before Cut70.07
 Scoring Avg 3rd Rnd70.92
 Scoring Avg Final Rnd70.46
 Birdie Conversion %33.9%
 Par Breakers24.2%

MISC. NATIONWIDE TOUR STATISTICS

(15) **2004 Low Round/Round:** 66—2 times, most recent Alberta Classic/2
 (17) **Career Low Round/Round:** 64—2 times, most recent 2001 Gila River Classic at Wild Horse Pass Development/2
 (61) **Career Largest Paycheck/Finish:** \$81,000—2004 Permian Basin Charity Golf Classic/1
 (123) **MISC. PGA TOUR STATISTICS**
 (2) **2004 Low Round/Round:** 69—Booz Allen Classic/1
 (12) **Career Low Round/Round:** 65—1999 Las Vegas Invitational/3
 (45) **Career Largest Paycheck/Finish:** \$11,296—2004 Booz Allen Classic/T51
 (20) **Career Largest Paycheck/Finish:** \$11,296—2004 Booz Allen Classic/T51
 (4) **Career Largest Paycheck/Finish:** \$11,296—2004 Booz Allen Classic/T51



Per-Ulrik Johansson (pear ul-RIK yo-HAN-son)

EXEMPT STATUS: 24th Nationwide Tour Qualifier at the 2004 PGA TOUR Qualifying Tournament

FULL NAME: Per-Ulrik Johansson

HEIGHT: 5-8

WEIGHT: 155

BIRTHDATE: December 6, 1966

BIRTHPLACE: Uppsala, Sweden

RESIDENCE: Jupiter, FL; plays out of Valderama (Spain)

FAMILY: Wife, Jill Parnevik; Stella (8/6/03)

EDUCATION: Arizona State University (1990)

SPECIAL INTERESTS: Music, ice hockey, cooking, wine, movies, books

TURNED PROFESSIONAL: 1990

BEST PGA TOUR CAREER FINISHES: T6—2001 Kemper Insurance Open, 2002 Nissan Open, 2003 EDS Byron Nelson Championship, 2004 Chrysler Classic of Tucson.

BEST 2004 PGA TOUR FINISH: T6—Chrysler Classic of Tucson.

PROFESSIONAL CAREER:

Limited to 12 PGA TOUR events in 2004 due to April 2 hip surgery. Did not play after the Bay Hill Invitational until the Bell Canadian Open. Granted a Major Medical Extension for 2005. Coupled with \$146,733 earned in 12 events in 2004 has the opportunity to play in seven events to earn \$476,529 and match the \$623,262 winnings of 2004's No. 125, Tag Ridings. If he does so, will play out of the Major Medical Extension category for the remainder of the 2005 PGA TOUR season. Recorded four rounds in the 60s at the Omni Tucson National Golf Resort to finish T6 at the Chrysler Classic of Tucson, his only top-10 of the season. Missed the cut in all four fall events. Only top-10 of the 2003 season was a T6 at the EDS Byron Nelson Championship for the biggest payday of his career, \$187,600. It was his first top-10 since the 2002 Nissan Open. Moved back into the top 125 on the money list after a T18 finish at the Chrysler Classic of Greensboro, but missed the cut in the last two events of the season and fell to the 126th position on the final money list. Enjoy a successful sophomore season in 2002 on the PGA TOUR. Earned fully-exempt status on the strength of two top-10 finishes and five top-25s. In 2001, was sitting near the 125 bubble going into the Buick Challenge. A T7 finish advanced him from No. 122 to No. 97 and secured card for 2002 season. Began to show signs of a return to form with second-place finish in the 2000 Victor Chandler British Masters and two other top-three finishes at the Smurfit European Open and BBVA Open Turespana Masters. Earned membership to play on the PGA TOUR in 2001 with a T31 at the PGA TOUR National Qualifying Tournament in Palm Springs. Twice a winner in Europe in 1997, giving him five victories in his career and best Order of Merit finish, 11th. Two-stroke winner at 1997 Alamo English Open, where he shot third-round 64 and won Smurfit European Open by six strokes. First Swede to play in two Ryder Cups, at Oak Hill (1995) and Valderrama (1997). One of the fittest of the large Swedish contingent on the European Tour, but struck down by mystery virus toward the end of the 1997 season. Had to fly home to Sweden from World Cup in Kiawah Island, SC, for tests. Weakened for several months by illness but gradually recovered health. Winner of 1996 Smurfit European Open. First career top-10 on PGA TOUR was T8 at 1996 PGA Championship. Winner of 1994 Chemapol Trophy Czech Open. In 1991, his first year on the European Tour, won Renault Belgian Open and Rookie of the Year honors. Winner of Sir Henry Cotton Rookie of the Year Award. Played on his first Dunhill Cup team and World Cup in 1991.

AMATEUR CAREER:

As an amateur, represented his country at both junior and senior levels. Attended Arizona State, where he was on NCAA Championship team in 1990 and played with NCAA champion Phil Mickelson. Attended Alabama Junior College before going to ASU.

PERSONAL:

Has own Web site, p-uj.com, where he writes his own golf diary from PGA TOUR events. Married to Jill Parnevik, Jesper Parnevik's sister.

PGA TOUR CAREER SUMMARY

PLAYOFF RECORD: 0-0

Year	Events Played	Cuts Made	1st	2nd	3rd	Top 10	Top 25	Earnings	Rank
1990A	1								
1992	1	1						\$2,265	293
1993	1								
1995	3	2					1	32,659	224
1996	4	2				1	2	79,100	179
1997	4	3					1	66,151	191
1998	8	6					3	149,192	164
1999	8	5					1	70,073	211
2000	1	1						10,970	
2001	29	13				2	6	510,488	97
2002	27	16				2	5	556,064	121
2003	31	16				1	5	484,577	126
2004	12	5				1	1	146,733	202
Total	130	70				7	25	2,108,272	

PGA TOUR TOP TOURNAMENT SUMMARY

Year	92	93	94	95	96	97	98	99	00	01	02	03
Masters						T12	T12	T24				
U.S. Open				CUT			T25	CUT			CUT	
British Open		T68	CUT	T60	T15	CUT	T66	CUT	CUT	T64		
PGA				T58	T8	T67	T23	CUT				
THE PLAYERS							T54				CUT	T48
WGC-Accenture Match Play										T17		

CAREER STATISTICS

MISC. PGA TOUR STATISTICS

2004 Low Round/Round: 64—Bob Hope Chrysler Classic/3

Career Low Round/Round: 64—2004 Bob Hope Chrysler Classic/3

Career Largest Paycheck/Finish:

\$187,600—2003 EDS Byron Nelson Championship/T6



Richard S. Johnson (RICK-ard)

EXEMPT STATUS: 10th Nationwide Tour Qualifier at the

2004 PGA TOUR Qualifying Tournament

FULL NAME: Richard Stanley Johnson

HEIGHT: 5-7

WEIGHT: 145

BIRTHDATE: October 15, 1976

BIRTHPLACE: Stockholm, Sweden

RESIDENCE: Jupiter, FL

FAMILY: Single

SPECIAL INTERESTS: Snowboarding, tennis, cars

TURNED PROFESSIONAL: 1998

BEST NATIONWIDE TOUR CAREER FINISH: T20—2002 Jacob's Creek Open Championship.

BEST PGA TOUR CAREER FINISH: T3—2003 FedEx St. Jude Classic.

BEST 2004 PGA TOUR FINISH: T8—Chrysler Classic of Greensboro.

PROFESSIONAL CAREER:

Made 18 cuts in 32 starts in his sophomore season on the PGA TOUR. Lone top-10 of the 2004 season was T8 at the Chrysler Classic of Greensboro. Jumped from No. 159 to No. 149 with \$110,975 payday. First top-10 finish of PGA TOUR career came in 14th start of 2003 at the FedEx St. Jude Classic. Carded a career-best 7-under 64 in the first round. Held or shared the lead for the first 54 holes and led David Toms by one entering the final round. Paired with Toms in the final group on Sunday, carded 2-under 69 to finish T3, four shots behind Toms. Earned a career-best \$234,000 to jump to 108th on TOUR money list. Ended the season No. 148 on the money list. Finished T7 at the 2003 Valero Texas Open moving from 124th on the season money list to 111th, thanks to a \$98,291 payday. Earned his card for 2003 by finishing T11 at the PGA TOUR National Qualifying Tournament in La Quinta, CA. Made first TOUR start earlier in the season at 2002 INTERNATIONAL. Won for the first time at the 2002 ANZ Championship, beating Australians Craig Parry, Andre Stolz and Scott Laycock in the Modified Stableford format. Recorded T2 finishes in 2000 and 2001 on the European Tour. Played the European Challenge Tour in 1999, shooting a final-round 64 to come from four strokes back to win the 1999 Neuchatel Open Golf Trophy in his native Sweden. The 1998 season was his first as a professional. He made two cuts in four starts on the European Tour and three starts on the European Challenge Tour.

PERSONAL:

Played handball at a high level in Sweden, having been a tennis player from age 6. Took up skateboarding and competed in the Swedish Championships. Suffered seven broken ribs, and also broke a hand and a foot doing stunts. Started golf at 15 as his girlfriend's family played. Won two national junior events but did not get picked for the Swedish Amateurside. Comes from a mixed background. His grandfather is an American (New Jersey), who married a Swede and settled in Sweden.

NATIONWIDE TOUR CAREER SUMMARY

PLAYOFF RECORD: 0-0

Year	Events Played	Cuts Made	1st	2nd	3rd	Top 10	Top 25	Earnings	Rank
2002	2	2					1	\$7,177	192
Total	2	2					1	7,177	

PGA TOUR CAREER SUMMARY

PLAYOFF RECORD: 0-0

Year	Events Played	Cuts Made	1st	2nd	3rd	Top 10	Top 25	Earnings	Rank
2002	1								
2003	28	16			1	2	3	\$559,021	120
2004	32	18				1	3	461,183	148
Total	61	34			1	3	6	1,020,204	

COMBINED ALL-TIME MONEY (3 TOURS):

\$1,027,381

PGA TOUR TOP TOURNAMENT SUMMARY

Year	03	04
U.S. Open	CUT	
THE PLAYERS		CUT

CAREER STATISTICS

MISC. NATIONWIDE TOUR STATISTICS

Career Low Round/Round: 68—2002 Jacob's Creek Open Championship/1

Career Largest Paycheck/Finish:

\$5,233—2002 Jacob's Creek Open Championship/T20

MISC. PGA TOUR STATISTICS

2004 Low Round/Round: 64—2 times, most recent Reno-Tahoe Open/4

Career Low Round/Round: 64—3 times, most recent 2004 Reno-Tahoe Open/4

Career Largest Paycheck/Finish: **\$234,000**—2003 FedEx St. Jude Classic/T3



Pete Jordan

EXEMPT STATUS: Special Members/Medical

FULL NAME: Peter B. Jordan

HEIGHT: 5-11

WEIGHT: 180

BIRTHDATE: June 10, 1964

BIRTHPLACE: Elmhurst, IL

RESIDENCE: Valrico, FL

FAMILY: Wife, Kelly; Ryan (11/26/91), Peyton Ashley

(7/14/94), Max Hunter (2/24/98)

EDUCATION: Texas Christian University

SPECIAL INTERESTS: Sports, music

TURNED PROFESSIONAL: 1986

BEST NATIONWIDE TOUR CAREER FINISHES: 2—1992 Fresno Open, T2—1991 Wichita Charity Classic, 1992 Permian Basin Open, 1993 New England Classic.

BEST 2004 NATIONWIDE TOUR FINISH: T37—New Zealand PGA Championship.

BEST PGA TOUR CAREER FINISH: 2—1996 B.C. Open.

BEST 2004 PGA TOUR FINISH: T33—Booz Allen Classic.

PROFESSIONAL CAREER:

Member of the Nationwide Tour from 1991-93 and 2003-04. Member of the PGA TOUR from 1994-2002. Played a limited schedule after the first half of the 2004 Nationwide Tour season when he made the cut in two of 11 starts. Qualified for the U. S. Open but missed the cut at Shinnecock Hills. Was T33 at the Booz Allen Classic the following week. Made the cut in five of 18 appearances on the 2003 Nationwide Tour. His T12 at the Clearwater Classic was his sole top-25 finish of the season. Finished No. 198 on the 2002 PGA TOUR

Pete Jordan (Continued)

money list, with \$101,330. Made the cut in nine of 30 tournaments. Failed to crack the top 25 during the season. Best finish was a T28 at the Bell Canadian Open. Ironman made 16 cuts and two top-25s in 36 starts in 2001. His 36 events tied Neal Lancaster for most starts. Earnings of \$386,088 (130th on money list) were second-most of his career. Top finish was third at the John Deere Classic, two strokes behind champion David Gossett. Finish was worth \$190,400, the largest paycheck of his career. Enjoyed most lucrative year of his PGA TOUR career in 2000, with \$464,480 in earnings. In 1999, posted his only top-10 finishes of the year during an impressive two-week period—a T5 at the John Deere Classic and T6 at Canon Greater Hartford Open. Finished 135th on the money list in 1999, and then was 15th at PGA TOUR National Qualifying Tournament to earn status for the 2000 season. Lost his card in 1998 after finishing 147th on the final money list but was fifth at the PGA TOUR National Qualifying Tournament to return to the TOUR in 1999. Only appearance on the 1998 Nationwide Tour was a T4 at the Lakeland Classic. Best chance for victory came during rainy week at 1996 B.C. Open. Held two-stroke advantage after two rounds and shared 54-hole lead with Fred Funk. After heavy rain washed out final round, lost to Funk on first hole of playoff. First joined PGA TOUR in 1994 after finishing T4 at 1993 PGA TOUR Qualifying Tournament. Spent three years on Nationwide Tour (1991-1993) in which he recorded four second-place finishes—1991 Wichita Charity Classic, 1992 Permian Basin Open, 1992 Fresno Open and 1993 New England Classic.

AMATEUR CAREER:

All-America selection at Texas Christian in 1986. All-Southwest Conference in 1985-86.

NATIONWIDE TOUR CAREER SUMMARY										PLAYOFF RECORD: 0-0	
Year	Events Played	Cuts Made	1st	2nd	3rd	Top 10	Top 25	Earnings	Rank		
1990	2	1						\$592	267		
1991	28	17		1		3	8	31,217	38		
1992	29	15		2		3	8	48,701	26		
1993	29	20		1		4	11	48,774	35		
1994	2	1					1	1,403	204		
1995	4	2					2	6,703	143		
1996	1	1				1	1	7,500	138		
1998	1	1				1	1	12,000	115		
2003	18	5					1	20,775	143		
2004	13	2						4,901	241		
Total	127	65		4		12	33	182,565			

PGA TOUR CAREER SUMMARY						PLAYOFF RECORD: 0-1			
Year	Events Played	Cuts Made	1st	2nd	3rd	Top 10	Top 25	Earnings	Rank
1985A	1								
1988	1								
1990	1	1						\$2,034	278
1993	1	1						5,405	269
1994	29	13				1	2	128,960	132
1995	18	12			1	1	6	143,936	134
1996	26	10		1		1	4	191,240	110
1997	33	18				1	6	209,020	110
1998	34	12					3	175,807	147
1999	30	14				2	5	295,419	135
2000	31	19				2	6	464,480	107
2001	36	16			1	1	2	386,088	130
2002	30	9						101,330	198
2003	1	1						6,720	
2004	2	1						23,280	
Total	274	127		1	2	9	34	2,133,719	
COMBINED ALL-TIME MONEY (3 TOURS):								\$2,316,284	

PGA TOUR TOP TOURNAMENT SUMMARY

Year	93	94	95	96	97	98	99	00	01	02	03	04
U.S. Open	T72		T21	T27		CUT			CUT	CUT		CUT
PGA					T76							
THE PLAYERS					T37	CUT			CUT			

CAREER STATISTICS

2004 NATIONWIDE TOUR STATISTICS

Scoring Average	.73.27
Driving Distance	.263.9
Driving Accuracy Percentage	.65.9%
Total Driving	.1.998
Greens in Regulation Pct.	.59.9%
Putting Average	.1.811
Sand Save Percentage	.53.5%
Birdie Average	.2.60
Scoring Avg Before Cut	.73.23
Scoring Avg 3rd Rnd	.73.00
Scoring Avg Final Rnd	.74.00
Birdie Conversion %	.23.5%
Par Breakers	.14.4%

MISC. NATIONWIDE TOUR STATISTICS

2004 Low Round/Round: 67—SAS Carolina Classic/3
Career Low Round/Round: 62—1991 Wichita Charity Classic/3
Career Largest Paycheck/Finish: \$17,250—1992 Fresno Open/2
MISC. PGA TOUR STATISTICS
2004 Low Round/Round: 67—Booz Allen Classic/2
Career Low Round/Round: 63—2 times, most recent 1999 FedEx St. Jude Classic/4
Career Largest Paycheck/Finish: \$190,400—2001 John Deere Classic/3



Jeff Klauk (CLOWK)

EXEMPT STATUS: 55th on the 2004 Nationwide Tour money list

FULL NAME: Jeffrey Michael Klauk

HEIGHT: 6-0

WEIGHT: 185

BIRTHDATE: November 28, 1977

BIRTHPLACE: Boynton Beach, FL

RESIDENCE: St. Augustine, FL; plays out of Palencia Club

FAMILY: Wife, Shanna

EDUCATION: Florida Southern College (2000, Sports Management)

SPECIAL INTERESTS: Fishing, football

TURNED PROFESSIONAL: 2000

NATIONWIDE TOUR VICTORIES (1): 2003 Preferred Health Systems Wichita Open.

BEST 2004 NATIONWIDE TOUR FINISHES: T8—BMW Charity Pro-Am at The Cliffs; T9—BellSouth Panama Championship; T10—LaSalle Bank Open, Cox Classic.

PROFESSIONAL CAREER:

Member of the Nationwide Tour 2002-04. Made the cut in 16 of 26 starts on the 2004 Nationwide Tour. Had nine top-25 finishes. Ranked No. 55 on the money list, with \$106,427. Finished T9 at the season-opening BellSouth Panama Championship, with rounds of 68-71-73-71. Also notched top-10 finishes at the BMW Charity Pro-Am at The Cliffs (T8), LaSalle

Bank Open (T10) and the Cox Classic (T10). Made the cut in 14 of 25 events on the 2003 Nationwide Tour. Finished the year No. 34 on the money list, with \$132,912. Had posted only one top-25 finish (T21 at the Knoxville Open) before grabbing his first career victory at the Preferred Health Systems Wichita Open, his 18th start of the year. Fired rounds of 66-69-64-66 to finish 19-under-par, one shot in front of Mark Hensby and Mike Brisky. Collected \$85,500 and moved from No. 118 to No. 26 (at the time) on the official money list. Had a hole-in-one during the first round of the Northeast Pennsylvania Classic. During his rookie season in 2002, accumulated \$146,316 in earnings, good enough for No. 22 on the final money list. Made the cut in 12 of 22 tournaments entered. Made the most of his 12 cuts made by finishing in the top 25 six times. Finished T2 at both the Preferred Health

Jeff Klauk (Continued)

Systems Wichita Open and the season-ending Tour Championship. The latter T2 was good enough for a season-best \$44,800. Was just two strokes behind tournament winner Patrick Moore after 54 holes, but weather forced the cancellation of the final round. His Valley Course record 10-under 62 in the second round of the BMW Charity Pro-Am at The Cliffs was the second-lowest 18-hole score of the season. Was one shot back of 54-hole leader Charles Warren after a second straight bogey-free round Saturday. Had a hole-in-one in the first round of the Preferred Health Systems Wichita Open.

AMATEUR CAREER:

Member of three-time NCAA Division II national championship team at Florida Southern. Won the 2000 NCAA Division II individual title by seven strokes, earning the Arnold Palmer Award for medalist honors. Posted a 13-under-par score at Turlock (CA) CC to lead the Moccasins to the team title. Named the NCAA Division II National Player of the Year. Member of the 2000 United States Palmer Cup team that competed in England.

PERSONAL:

Credits his father for giving him his start in golf. Father, Fred, is the superintendent at the TPC at Sawgrass in Ponte Vedra Beach, FL, who was chosen as Golfweek Golf Father of the Year in 2000. Wife, Shanna (Nagy), won nine collegiate titles and was NCAA Division II Championship winner in 1996 and 1998 at Florida Southern. Brother John joined the 2004 Nationwide Tour after a successful college career at the University of Texas. Younger brother Jason was a freshman distance runner for the University of Florida track team.

NATIONWIDE TOUR CAREER SUMMARY										PLAYOFF RECORD: 0-0	
Year	Events Played	Cuts Made	1st	2nd	3rd	Top 10	Top 25	Earnings	Rank		
2000A	1										
2001	1										
2002	22	12		2		5	6	\$146,316	22		
2003	25	14	1			1	5	132,912	34		
2004	26	16				4	9	106,427	55		
Total	75	42	1	2		10	20	385,655			

PGA TOUR CAREER SUMMARY

PLAYOFF RECORD: 0-0

Year	Events Played	Cuts Made	1st	2nd	3rd	Top 10	Top 25	Earnings	Rank
2003	1								
Total	1								
COMBINED ALL-TIME MONEY (3 TOURS):								\$385,655	

CAREER STATISTICS

2004 NATIONWIDE TOUR STATISTICS

Scoring Average	.70.71
Driving Distance	290.1
Driving Accuracy Percentage	.65.8%
Total Driving	.117
Greens in Regulation Pct.	.71.0%
Putting Average	1.805
Sand Save Percentage	44.3%
Eagles (Holes per)	.373.5
Birdie Average	.3.55
All-Around Ranking	.520
Scoring Avg Before Cut	.70.43
Scoring Avg 3rd Rnd	.71.06
Scoring Avg Final Rnd	.71.25
Birdie Conversion %	.27.8%
Par Breakers	.20.0%

MISC. NATIONWIDE TOUR STATISTICS

(28) 2004 Low Round/Round: 65—BMW Charity Pro-Am at The Cliffs/2
(44) Career Low Round/Round: 62—2002 BMW Charity Pro-Am at The Cliffs/2
(8) Career Largest Paycheck/Finish: \$85,500—2003 Preferred Health Systems Wichita Open/1
(102) MISC. PGA TOUR STATISTICS
(122) Career Low Round/Round: 74—2003 AT&T Pebble Beach National Pro-Am/3
(25)
(57)
(51)
(93)
(67)



Joel Kribel (CRY-bull)

EXEMPT STATUS: 15th Nationwide Tour Qualifier at the 2004 PGA TOUR Qualifying Tournament

FULL NAME: Joel Phillip Kribel

HEIGHT: 6-2

WEIGHT: 175

BIRTHDATE: January 27, 1977

BIRTHPLACE: Pleasanton, CA

RESIDENCE: Phoenix, AZ; plays out of Silverleaf (Scottsdale, AZ)

FAMILY: Single

EDUCATION: Stanford University (1999, Economics)

TURNED PROFESSIONAL: 1999

BEST NATIONWIDE TOUR CAREER FINISH: T2—2002 Hershey Open.

BEST 2004 NATIONWIDE TOUR FINISH: T10—Albertsons Boise Open.

BEST PGA TOUR CAREER FINISH: T4—2004 John Deere Classic.

BEST 2004 PGA TOUR FINISH: T4—John Deere Classic.

PROFESSIONAL CAREER:

Made the cut in six of 13 starts on the 2004 PGA TOUR, with a T4 at the John Deere Classic his best finish. Ended the year No. 171 on the money list, with \$276,862. A T13 at the FedEx St. Jude Classic rounded out his top-25 finishes. During rookie season on the PGA TOUR in 2003, suffered fractured finger on right hand and did not play after the Greater Milwaukee Open in mid-July. Made three cuts in 16 starts, with a best finish of T37 at the Buick Invitational. Recorded hole-in-one on the par-3 11th hole with an 8-iron from 182 yards in the second round of the FedEx St. Jude Classic. Earned initial TOUR card after finishing T11 at the 2002 National Qualifying Tournament. Member of the Nationwide Tour from 2001-02. Finished 28th on money list in 2002, with \$129,146, posting 10 top-25 finishes. Was a member of the Tour record-tying four-man playoff at the Hershey Open, won by Cliff Kresge. Shot rounds of 67-68-70-71 to make the playoff at 8-under-par 276. Other top-10 finishes included a T5 at the Holden Clearwater Classic and a T7 at the State Farm Open.

AMATEUR CAREER:

Finished 45th at the 1998 Masters Tournament as an amateur, posting rounds of 74-76-76-75. Four-time college All-American. Finalist at the 1997 U.S. Amateur Championship, losing to Matt Kuchar, 2 and 1, at Cog Hill G&CC. Member of the winning 1997 U.S. Walker Cup Team. Two-time World Amateur team member.

PERSONAL:

Six-time all-star in baseball during his early teen years. His dad is a former minor league baseball player.

NATIONWIDE TOUR CAREER SUMMARY										PLAYOFF RECORD: 0-1	
Year	Events Played	Cuts Made	1st	2nd	3rd	Top 10	Top 25	Earnings	Rank		
1998	1										
1999	2	1						\$1,050	220		
2000	3	1						2,700	230		
2001	11	5				1	5	39,075	94		
2002	26	18		1		3	10	129,146	28		
2003	1										
2004	2	1				1	1	13,300	169		
Total	46	26		1		5	16	185,271			

Joel Kribel (Continued)

PGA TOUR CAREER SUMMARY

PLAYOFF RECORD: 0-0

Year	Events Played	Cuts Made	1st	2nd	3rd	Top 10	Top 25	Earnings	Rank
1997A	2								
1998A	2	1							
1999	7	2						\$10,519	284
2000	2								
2001	1								
2003	16	3						39,120	233
2004	13	6				1	2	276,862	171
Total	43	12				1	2	326,500	
COMBINED ALL-TIME MONEY (3 TOURS):								\$511,771	

PGA TOUR TOP TOURNAMENT SUMMARY

Year	97	98	99	00	01
Masters		45			
U.S. Open		CUT	CUT		CUT

CAREER STATISTICS

2004 NATIONWIDE TOUR STATISTICS

Scoring Average	.69.67
Driving Distance	.312.7
Driving Accuracy Percentage	.47.6%
Total Driving	.1,998
Greens in Regulation Pct.	.62.0%
Putting Average	.1.731
Sand Save Percentage	.72.7%
Birdie Average	.3.83
Scoring Avg Before Cut	.70.25
Scoring Avg 3rd Rnd	.66.00
Scoring Avg Final Rnd	.71.00
Birdie Conversion %	.34.3%
Par Breakers	.21.3%

MISC. NATIONWIDE TOUR STATISTICS

2004 Low Round/Round: 66—Albertsons Boise Open/3
Career Low Round/Round: 65—3 times, most recent 2002 Omaha Classic/2
Career Largest Paycheck/Finish: \$31,733—2002 Hershey Open/T2
MISC. PGA TOUR STATISTICS
2004 Low Round/Round: 64—HP Classic of New Orleans/2
Career Low Round/Round: 64—2004 HP Classic of New Orleans/2
Career Largest Paycheck/Finish: \$149,625—2004 John Deere Classic/T4



Doug LaBelle II

EXEMPT STATUS: 44th on the 2004 Nationwide Tour money list

FULL NAME: Douglas Norman LaBelle II

HEIGHT: 5-10

WEIGHT: 165

BIRTHDATE: January 19, 1975

BIRTHPLACE: Lansing, MI

RESIDENCE: Mount Pleasant, MI; plays out of Whisper Rock GC (Scottsdale, AZ)

FAMILY: Single

EDUCATION: University of New Mexico (1998, Business)

SPECIAL INTERESTS: Working out

TURNED PROFESSIONAL: 1998

BEST NATIONWIDE TOUR CAREER FINISH: T2—2003 Price Cutter Charity Championship.

BEST 2004 NATIONWIDE TOUR FINISHES: 3—Cox Classic; T4—LaSalle Bank Open.

PROFESSIONAL CAREER:

Member of the Nationwide Tour in 2003-04. Made the cut in 12 of 28 tournaments on the 2004 Nationwide Tour, including eight top-25 finishes. Ranked No. 44 on the final money list, with \$130,715. Had his best showing of the season with a solo-third-place performance at the Cox Classic. Finished the event 19-under-par 269, two shots behind champion Charles Warren. Collected \$40,800 for his efforts. Only other top-10 was a T4 at the LaSalle Bank Open, ending six shots behind winner Brendan Jones. Made the cut in 14 of 25 starts during his rookie season in 2003. Finished the year No. 41 on the money list, thanks to a pair of top-five showings. Solo third at the Knoxville Open where he was T2 after 54 holes and wound up two shots back of winner Vaughn Taylor. Best finish came at the Price Cutter Charity Championship, where he T2 with Roland Thatcher, one back of winner Tom Carter. Shared the 54-hole lead with Stephen Gangluff. Enjoyed solid stretch during the summer when 32 of 34 rounds were par-or-better. Was as high as No. 26 on the money list following runner-up finish at Price Cutter. T20 at the Mark Christopher Charity Classic was his only other top-25 finish. Recorded a hole-in-one during the second round of the Chitimacha Louisiana Open. Made the cut in three of four appearances on the 2002 Nationwide Tour. Opened the season with T20 at the Jacob's Creek Open, followed by T34 at the Holden Clearwater Classic and T36 at the State Farm Open. Missed the cut in his final tournament at the Gila River Classic at Wild Horse Pass Resort. Only appearance on the 2001

Nationwide Tour was a T32 at the BMW Charity Pro-Am at The Cliffs. Missed the cut in his inaugural appearance on the Nationwide Tour at the New Mexico Classic. Missed the cut in his only three career appearances on the PGA TOUR. Member of the Canadian Tour from 1999-2002. Most recently, finished No. 58 on the 2002 Canadian Tour Order of Merit. Made the cut in 10 of 13 events, with a T11 at the Bay Mills Open his best showing. Equalled the course record with a 63 at the TELUS Quebec Open. Member of the Australasian Tour in 2000-02.

AMATEUR CAREER:

Two-time All-American at New Mexico and a three-time all-conference selection.

PERSONAL:

Biggest thrill in golf is when he's in the hunt to win and pulling it off. Cites his parents as the people who got him started in golf.

NATIONWIDE TOUR CAREER SUMMARY

PLAYOFF RECORD: 0-0

Year	Events Played	Cuts Made	1st	2nd	3rd	Top 10	Top 25	Earnings	Rank
2000	1								
2001	1	1						\$3,000	225
2002	4	3					1	10,231	174
2003	25	14		1	1	2	4	115,786	41
2004	28	12			1	2	8	130,715	44
Total	59	30		1	2	4	13	259,732	

Doug LaBelle II (Continued)

PGA TOUR CAREER SUMMARY

PLAYOFF RECORD: 0-0

Year	Events Played	Cuts Made	1st	2nd	3rd	Top 10	Top 25	Earnings	Rank
1997	1								
1999	1								
2003	1								
Total	3								

COMBINED ALL-TIME MONEY (3 TOURS): \$259,732

PGA TOUR TOP TOURNAMENT SUMMARY

Year	03
U.S. Open	CUT

CAREER STATISTICS

2004 NATIONWIDE TOUR STATISTICS

Scoring Average	.71.18
Driving Distance	283.4
Driving Accuracy Percentage	.69.3%
Total Driving	.135
Greens in Regulation Pct.	.69.6%
Putting Average	.1.801
Sand Save Percentage	.60.3%
Eagles (Holes per)	.240.0
Birdie Average	.3.23
All-Around Ranking	.500
Scoring Avg Before Cut	.71.25
Scoring Avg 3rd Rnd	.71.58
Scoring Avg Final Rnd	.70.42
Birdie Conversion %	.25.5%
Par Breakers	.18.3%

MISC. NATIONWIDE TOUR STATISTICS

2004 Low Round/Round: 63—Cox Classic/4
Career Low Round/Round: 63—2004 Cox Classic/4
Career Largest Paycheck/Finish:
\$46,200—2003 Price Cutter Charity Championship/T2
MISC. PGA TOUR STATISTICS
Career Low Round/Round: 72—2 times, most recent 2003 U.S. Open Championship/1



Steve Larick (LAIR-ick)

EXEMPT STATUS: 12th Nationwide Tour Qualifier at the 2004 PGA TOUR Qualifying Tournament

FULL NAME: Steven Mark Larick

HEIGHT: 5-8

WEIGHT: 160

BIRTHDATE: October 13, 1964

BIRTHPLACE: Nelsonville, OH

RESIDENCE: Columbia, SC; plays out of Northwood GC

FAMILY: Wife, Kimberly; Joshua (10/2/97), Lyndsey (10/1/01)

EDUCATION: Elon University

SPECIAL INTERESTS: Spending time with his family

TURNED PROFESSIONAL: 1990

BEST NATIONWIDE TOUR CAREER FINISH: T2—1996 Omaha Classic.

PROFESSIONAL CAREER:

Member of the Nationwide Tour in 1996. Made the cut in 10 of 20 starts to finish No. 65 on the final money list. Cracked the top 10 on three occasions, with a T2 at the Omaha Classic his career-best finish. Other top-25 finishes recorded at the Shreveport Open (T12) and the Boise Open (T23). Member of the Gateway Tour from 2003-04. Finished No. 7 on the Beach Series money list after making the cut in 13 of 14 starts on the 2004 Gateway Tour. Had 10 top-10 finishes, including a season-best fourth-place showing at the second event on the schedule. Played on the Hooters Tour from 1993-95. Winner of the Carolinas PGA Assistants Championship.

AMATEUR CAREER:

Was an all-state soccer player in high school.

PERSONAL:

Got his start in golf from his mother. Says making a 30-foot putt to T2 at the 1996 Omaha Classic as his biggest thrill in golf. Non golf-related jobs held include being a Domino's pizza deliveryman.

NATIONWIDE TOUR CAREER SUMMARY

PLAYOFF RECORD: 0-0

Year	Events Played	Cuts Made	1st	2nd	3rd	Top 10	Top 25	Earnings	Rank
1996	20	10		1		1	3	31,010	65
Total	20	10		1		1	3	31,010	

COMBINED ALL-TIME MONEY (3 TOURS): \$31,010

CAREER STATISTICS

MISC. NATIONWIDE TOUR STATISTICS

Career Low Round/Round: 65—1996 Omaha Classic/3

Career Largest Paycheck/Finish:

\$19,600—1996 Omaha Classic/T2



Craig Lile

EXEMPT STATUS: 48th on the 2004 Nationwide Tour money list

FULL NAME: Craig Alexander Lile

HEIGHT: 5-11

WEIGHT: 160

BIRTHDATE: October 21, 1976

BIRTHPLACE: Capetown, South Africa

RESIDENCE: Rogers, AR; plays out of Pinnacle CC

FAMILY: Single

EDUCATION: University of Arkansas (2001)

TURNED PROFESSIONAL: 2001

BEST NATIONWIDE TOUR CAREER FINISHES: 2—2003 Omaha Classic, T2—2004 Permian Basin Charity Golf Classic.

BEST 2004 NATIONWIDE TOUR FINISHES: T2—Permian Basin Charity Golf Classic; T7—Chitimacha Louisiana Open; T9—Lake Erie Charity Classic at Peek 'n Peak Resort; T10—LaSalle Bank Open.

PROFESSIONAL CAREER:

Member of the Nationwide Tour from 2003-04. Made the cut in 15 of 21 starts on the 2004 Nationwide Tour. Finished inside the top 25 on seven occasions. Ranked No. 48 on the final money list, with \$121,469. Had his best showing of the season at the Permian Basin Charity Golf Classic. Made it to a playoff with eventual winner Charley Hoffman and Jeff Gove, finishing at 6-under-par 282 after rounds of 72-71-67-72. Collected \$39,600 for his efforts. Started the season with a T7 at the Chitimacha Louisiana Open, two of four top-10s on the season. Others were posted at the Lake Erie Charity Classic (T9) and the LaSalle Bank Open (T10). Began the 2003 campaign with no status and became one of record eight players who played their way onto the Nationwide Tour. Made the cut in nine of 16 events and ended the season No. 48 on the money list, with \$96,937. Posted top-10s at the Omaha Classic (second) and the Virginia Beach Open (T9). Set a Tour-record by making 31 birdies in Omaha. Birdied the final four holes for a 12-under-par 60 in the second round at Omaha to break The Champions Club course record. His 60 was also the lowest round posted on Tour in 2003. Shared the 36-hole lead with Todd Rose. Fired a final-round 65 but wound up two shots back of champion Bo Van Pelt, who carded a 62 to vault to title. Second-place check of \$59,400 secured his playing status for the remainder of the year. Played on the South African mini-tour from 2001-03. Had four top-10 finishes in 14 starts and was No. 7 on the season-long Order of Merit. Lost a playoff to Todd Rossetti at the 2003 Abilene Open on the Tight Lies Tour.

AMATEUR CAREER:

Two-time All-American at the University of Arkansas. Two-time All-Southeastern Conference selection. SEC Freshman of the Year in 1998. Holds the Arkansas school record for most sub-70 rounds in a career, with 21. Qualified for the 2000 U.S. Open at Pebble Beach, where he missed the 36-hole cut.

PERSONAL:

Father, who maintains a 7-handicap, got him started in the game. Splits time between Arkansas and South Africa.

NATIONWIDE TOUR CAREER SUMMARY

PLAYOFF RECORD: 0-1

Year	Events Played	Cuts Made	1st	2nd	3rd	Top 10	Top 25	Earnings	Rank
2001	2	1						\$1,726	260
2002	3	3				1	1	24,721	128
2003	16	9		1		2	4	96,937	48
2004	21	15		1		4	7	121,469	48
Total	42	28		2		7	12	244,852	

PGA TOUR CAREER SUMMARY

PLAYOFF RECORD: 0-0

Year	Events Played	Cuts Made	1st	2nd	3rd	Top 10	Top 25	Earnings	Rank
2000A	1								
Total	1								

COMBINED ALL-TIME MONEY (3 TOURS):

\$244,852

PGA TOUR TOP TOURNAMENT SUMMARY

Year	00
U.S. Open	CUT

CAREER STATISTICS

2004 NATIONWIDE TOUR STATISTICS

Scoring Average	.71.14
Driving Distance	.283.6
Driving Accuracy Percentage	.60.5%
Total Driving	.222
Greens in Regulation Pct.	.65.9%
Putting Average	.1.765
Sand Save Percentage	.56.0%
Eagles (Holes per)	.213.0
Birdie Average	.3.70
All-Around Ranking	.508
Scoring Avg Before Cut	.71.02
Scoring Avg 3rd Rnd	.70.13
Scoring Avg Final Rnd	.72.47
Birdie Conversion %	.30.4%
Par Breakers	.21.0%

MISC. NATIONWIDE TOUR STATISTICS

2004 Low Round/Round: 66—2 times, most recent Preferred Health Systems Wichita Open/3
Career Low Round/Round: 60—2003 Omaha Classic/2
Career Largest Paycheck/Finish: \$59,400—2003 Omaha Classic/2
MISC. PGA TOUR STATISTICS
Career Low Round/Round: 78—2000 U.S. Open Championship/2



Bill Lunde

(Lun-DEE)

EXEMPT STATUS: 51st on the 2004 Nationwide Tour money list

FULL NAME: William Jeremiah Lunde

HEIGHT: 6-0

WEIGHT: 210

BIRTHDATE: November 18, 1975

BIRTHPLACE: San Diego, CA

RESIDENCE: Las Vegas, NV; plays out of TPC at The Canyons

FAMILY: Single

EDUCATION: University of Nevada-Las Vegas (1998, Economics)

TURNED PROFESSIONAL: 1998

BEST NATIONWIDE TOUR CAREER FINISH: T2—2004 New Zealand PGA Championship.

BEST 2004 NATIONWIDE TOUR FINISHES: T2—New Zealand PGA Championship; T6—Samsung Canadian PGA Championship; T8—First Tee Arkansas Classic.

PROFESSIONAL CAREER:

Made the cut in 12 of 25 tournaments during his rookie season on the 2004 Nationwide Tour. Finished the year with five top-25 finishes. Ranked No. 51 on the final money list, with \$114,700. Shot rounds of 69-70-73-73 to post 3-under-par 285 at the New Zealand PGA Championship, finishing three strokes behind champion Gavin Coles. His T2 finish was worth a career-best \$56,086. Also posted top-10 showings at the Samsung Canadian PGA Championship (T6) and the First Tee Arkansas Classic (T8). Missed the cut in the 1998 Oregon Classic, his only Nationwide Tour start prior to 2004. Qualified for the 2003 U.S. Open and posted rounds of 74-73 to miss the cut by three strokes. Made the cut in 10 of 12 starts on the 2003 Gateway Tour Desert Series. Lost a playoff to Nationwide Tour member Warren Schutte at the series-opening Troon Golf Classic. His final-round 64 to get into the playoff was the lowest score of the day by four strokes. Birdied the final hole at the HLDS Classic the following week to get into a three-man playoff at McCormick Ranch GC, which he won. Had five top-12 starts the next five weeks, including a second- and two third-place finishes.

AMATEUR CAREER:

Member of the 1998 UNLV NCAA Championship team with current PGA TOUR member Chad Campbell. Won one tournament in college. First-team all-conference and third-team All-America in 1997.

PERSONAL:

Grandfather got him started in the game.

NATIONWIDE TOUR CAREER SUMMARY

PLAYOFF RECORD: 0-0

Year	Events Played	Cuts Made	1st	2nd	3rd	Top 10	Top 25	Earnings	Rank
1998	1								
2004	25	12		1		3	5	\$114,700	51
Total	26	12		1		3	5	114,700	

PGA TOUR CAREER SUMMARY

PLAYOFF RECORD: 0-0

Year	Events Played	Cuts Made	1st	2nd	3rd	Top 10	Top 25	Earnings	Rank
1998	1								
2003	1								
Total	2								

COMBINED ALL-TIME MONEY (3 TOURS):

\$114,700

PGA TOUR TOP TOURNAMENT SUMMARY

Year	03
U.S. Open	CUT

CAREER STATISTICS

2004 NATIONWIDE TOUR STATISTICS

Scoring Average	.71.61
Driving Distance	296.6
Driving Accuracy Percentage	.61.4%
Total Driving	.137
Greens in Regulation Pct.	.64.2%
Putting Average	1.770
Sand Save Percentage	.45.9%
Eagles (Holes per)	.148.0
Birdie Average	3.55
All-Around Ranking	.558
Scoring Avg Before Cut	.71.14
Scoring Avg 3rd Rnd	.71.42
Scoring Avg Final Rnd	.73.75
Birdie Conversion %	.31.1%
Par Breakers	.20.4%

MISC. NATIONWIDE TOUR STATISTICS

(89)	2004 Low Round/Round: 65 —Lake Erie
(41)	Charity Classic at Peek 'n Peak Resort/2
(96)	Career Low Round/Round: 65 —2004 Lake Erie Charity Classic at Peek 'n Peak Resort/2
(54)	Career Largest Paycheck/Finish:
(116)	\$56,086 —2004 New Zealand PGA Championship/T2
(37)	MISC. PGA TOUR STATISTICS
(59)	2004 Low Round/Round: 73 —U.S. Open Championship/2
(63)	Career Low Round/Round: 67 —1998 Las Vegas Invitational/2
(68)	
(74)	
(138)	
(30)	
(56)	



Troy Matteson

EXEMPT STATUS: 52nd on the 2004 Nationwide Tour money list

FULL NAME: Troy Jason Matteson

HEIGHT: 6-0

WEIGHT: 185

BIRTHDATE: November 8, 1979

BIRTHPLACE: Rockledge, FL

RESIDENCE: Alpharetta, GA; plays out of GC of Georgia

FAMILY: Wife, Shauna

EDUCATION: Georgia Tech (2003, Civil Engineering)

SPECIAL INTERESTS: Fishing

TURNED PROFESSIONAL: 2003

BEST NATIONWIDE TOUR CAREER FINISH: 2—2004 Gila River Classic at Wild Horse Pass Resort.

BEST 2004 NATIONWIDE TOUR FINISH: 2—Gila River Classic at Wild Horse Pass Resort.

BEST PGA TOUR CAREER FINISH: T59—2003 FBR Capital Open.

PROFESSIONAL CAREER:

Made the cut in 18 of 28 starts during his rookie campaign on the 2004 Nationwide Tour. Finished inside the top 25 in six tournaments. Ranked No. 52 on the final money list, with \$114,451. Only top-10 was a solo second at the Gila River Golf Classic. Wrapped up the tournament at 16-under-par 272, a distant eight strokes behind champion Chris Nallen. Turned professional at the 2003 FBR Capital Open on the PGA TOUR, where he T59 in his initial event. Made the cut at the FedEx St. Jude Classic but wasn't around for the weekend at the Greater Hartford Open. Made the cut in three of four starts on the Nationwide Tour in 2003. Best effort was a T23 at the Monterey Peninsula Classic. Co-medalist at Jennings Mill CC, site for the second stage Q-School.

AMATEUR CAREER:

Three-time All-American and All-Atlantic Coast Conference selection. Byron Nelson Award winner in 2003. Became the first Georgia Tech player to win the NCAA individual championship (2002). Won six times in his career at Georgia Tech. Won the 2003 NCAA East Regional by seven shots. Had eight top-20 and five top-10 finishes in 10 starts as a senior. Had 15 top-10 finishes in 43 career starts. Ranks fourth all-time at Tech, with a 71.91 scoring average, behind Bryce Molder, David Duval and Matt Kuchar. Carried a 3.28 grade-point average and was a two-time academic All-American.

PERSONAL:

Started playing golf when he was 7. Got married shortly after graduating from college. Lists Superman as his hero.

NATIONWIDE TOUR CAREER SUMMARY

PLAYOFF RECORD: 0-0

Year	Events Played	Cuts Made	1st	2nd	3rd	Top 10	Top 25	Earnings	Rank
2003	4	3					1	\$7,628	211
2004	28	18	1			1	6	114,451	52
Total	32	21	1			1	7	122,079	

PGA TOUR CAREER SUMMARY

PLAYOFF RECORD: 0-0

Year	Events Played	Cuts Made	1st	2nd	3rd	Top 10	Top 25	Earnings	Rank
2003	3	2						\$18,135	
Total	3	2						18,135	

COMBINED ALL-TIME MONEY (3 TOURS):

\$140,213

CAREER STATISTICS

2004 NATIONWIDE TOUR STATISTICS

Scoring Average	.71.51
Driving Distance	.295.4
Driving Accuracy Percentage	.60.0%
Total Driving	.158
Greens in Regulation Pct.	.65.0%
Putting Average	.1.787
Sand Save Percentage	.35.8%
Eagles (Holes per)	.138.0
Birdie Average	.3.59
All-Around Ranking	.624
Scoring Avg Before Cut	.71.23
Scoring Avg 3rd Rnd	.71.67
Scoring Avg Final Rnd	.72.22
Birdie Conversion %	.31.1%
Par Breakers	.20.7%

MISC. NATIONWIDE TOUR STATISTICS

(83) 2004 Low Round/Round: 66—4 times, most recent Gila River Classic at Wild Horse Pass
(112) Resort/1
(95) Career Low Round/Round: 66—4 times, most recent 2004 Gila River Classic at Wild Horse Pass Resort/1
(100) Career Largest Paycheck/Finish: (22) \$51,300 —2004 Gila River Classic at Wild Horse Pass Resort/2
(84) MISC. PGA TOUR STATISTICS
(73) Career Low Round/Round: 67—2003 FedEx St. Jude Classic/2
(87) Career Largest Paycheck/Finish: (95) \$9,675 —2003 FBR Capital Open/T59
(46)



Jim McGovern

EXEMPT STATUS: 35th Nationwide Tour Qualifier at the 2004 PGA TOUR Qualifying Tournament

FULL NAME: James David McGovern

HEIGHT: 6-1

WEIGHT: 200

BIRTHDATE: February 5, 1965

BIRTHPLACE: Teaneck, NJ

RESIDENCE: Oradell, NJ; plays out of Hackensack GC

FAMILY: Wife, Lauren; Melanie (2/5/95), Emily (4/6/96), Elizabeth Ann (2/24/99), Sean Harold (7/16/01)

EDUCATION: Old Dominion University

SPECIAL INTERESTS: Family, all sports

TURNED PROFESSIONAL: 1988

NATIONWIDE TOUR VICTORIES (3): 1990 Lake City Classic, New Haven Open, Texarkana Open.

BEST 2004 NATIONWIDE TOUR FINISH: T11—Northeast Pennsylvania Classic.

PGA TOUR VICTORIES (1): 1993 Shell Houston Open.

BEST 2004 PGA TOUR FINISH: T20—John Deere Classic.

PROFESSIONAL CAREER:

Split time on both the PGA TOUR and Nationwide Tour for the past couple years. Made the cut in four of 11 starts on each during the 2004 season. Posted one top 25 on the PGA TOUR, a T20 at the John Deere Classic. Was T11 at the Northeast Pennsylvania Classic on the Nationwide Tour. Ended the 2003 season with T13 at the Southern Farm Bureau Classic, best finish since T7 at the 2001 Michelob Championship. Also spent time playing on the Nationwide Tour, competing in 15 events and making eight cuts in '03. Played 16 events on the PGA TOUR and 13 on the Nationwide Tour in 2002. Best finish on TOUR was T25 at the Valero Texas Open. On the Nationwide Tour, 13 starts yielded top-10s at Virginia Beach

Jim McGovern (Continued)

Open and the SAS Carolina Classic. Finished 76th on the Nationwide Tour money list, with \$52,472. Enjoyed his best season on the PGA TOUR in 1993 when he captured his lone victory, defeating John Huston with birdie on second playoff hole to win the rain-shortened Shell Houston Open. Had two other top-10s that year and finished No. 27 on the money list, with \$587,495. PGA TOUR member from 1991-99, playing an average of 32 tournaments a year from 1991 to 1998. Winner of 1994 Diners Club Matches with Jeff Maggert. Won Lake City, Texarkana and New Haven Opens en route to second-place finish on the 1990 Nationwide Tour money list. Winner of the 1988 Metropolitan Open.

AMATEUR CAREER:

1987 Virginia State Intercollegiate and Metropolitan Amateur winner.

PERSONAL:

Brother Rob played linebacker in the NFL. His family was honored with the Metropolitan Golf Writers Family of the Year Award for 1996. First exposed to the game when parents bought house adjacent to Hackensack (NJ) GC.

NATIONWIDE TOUR CAREER SUMMARY										PLAYOFF RECORD: 0-0	
Year	Events Played	Cuts Made	1st	2nd	3rd	Top 10	Top 25	Earnings	Rank		
1990	29	23	3	2		7	14	\$99,841	2		
1999	26	18		1		6	13	97,138	25		
2000	15	10				1	5	51,991	84		
2001	9	8				2	5	45,308	89		
2002	13	8				2	5	52,472	76		
2003	15	8					2	22,118	138		
2004	11	4					1	14,420	165		
Total	118	79	3	3		18	45	383,287			

PGA TOUR CAREER SUMMARY										PLAYOFF RECORD: 1-0	
Year	Events Played	Cuts Made	1st	2nd	3rd	Top 10	Top 25	Earnings	Rank		
1989	2										
1991	34	14				1	4	\$88,869	141		
1992	33	19				1	8	169,888	92		
1993	34	27	1			3	14	587,495	27		
1994	30	18				1	6	227,764	79		
1995	31	19		2		3	8	402,587	44		
1996	31	15					4	116,727	154		
1997	32	13				1	4	140,756	144		
1998	28	18					2	106,726	180		
1999	6	1						7,940	301		
2000	18	9				2	4	266,647	143		
2001	21	13				2	2	271,494	153		
2002	16	7					1	86,862	203		
2003	11	4					2	115,148	202		
2004	11	4					1	72,377	223		
Total	338	181	1	2		14	60	2,661,280			
COMBINED ALL-TIME MONEY (3 TOURS):								\$3,044,567			

PGA TOUR TOP TOURNAMENT SUMMARY

Year	89	90	91	92	93	94	95	96	97	98	99	00	01
Masters						T5	CUT						
U.S. Open	CUT		CUT	CUT		T13	T45		CUT		CUT	CUT	78
British Open						CUT							
PGA					T22	CUT	CUT	CUT					
THE PLAYERS					CUT	T55	CUT	CUT					
TOUR Championship					T16								

PGA TOUR TOP TOURNAMENT SUMMARY (CONT.)

Year	02
U.S. Open	CUT

CAREER STATISTICS

2004 NATIONWIDE TOUR STATISTICS

Scoring Average	.71.73	(N/A)
Driving Distance	288.6	(N/A)
Driving Accuracy Percentage	.65.0%	(N/A)
Total Driving	1,998	(N/A)
Greens in Regulation Pct.	.63.7%	(N/A)
Putting Average	1.785	(N/A)
Sand Save Percentage	.42.9%	(N/A)
Eagles (Holes per)	.540.0	(N/A)
Birdie Average	3.20	(N/A)
Scoring Avg Before Cut	.71.45	(N/A)
Scoring Avg 3rd Rnd	.71.25	(N/A)
Scoring Avg Final Rnd	.73.75	(N/A)
Birdie Conversion %	.26.5%	(N/A)
Par Breakers	.18.0%	(N/A)

MISC. NATIONWIDE TOUR STATISTICS

2004 Low Round/Round: 67—2 times, most recent Cox Classic/1
Career Low Round/Round: 62—1990 Ft. Wayne Open/1
Career Largest Paycheck/Finish: \$20,000—3 times, most recent 1990 Texarkana Open/1
MISC. PGA TOUR STATISTICS
2004 Low Round/Round: 64—Valero Texas Open/1
Career Low Round/Round: 62—1992 Federal Express St. Jude Classic/2
Career Largest Paycheck/Finish: \$234,000—1993 Shell Houston Open/1



David McKenzie

EXEMPT STATUS: 23rd on the 2004 Nationwide Tour money list

FULL NAME: David Neil McKenzie

HEIGHT: 5-9

WEIGHT: 170

BIRTHDATE: July 26, 1967

BIRTHPLACE: Melbourne, Australia

RESIDENCE: Melbourne, Australia

FAMILY: Wife, Mai

SPECIAL INTERESTS: Wine collecting, Toronto Maple Leafs

TURNED PROFESSIONAL: 1990

BEST NATIONWIDE TOUR CAREER FINISHES: 2—2004 Alberta Classic, T2—2003 The Reese's Cup Classic, 2004 Oregon Classic.

BEST 2004 NATIONWIDE TOUR FINISHES: 2—Alberta Classic, Oregon Classic; T3—Price Cutter Charity Championship; 4—Samsung Canadian PGA Championship, Envirocare Utah Classic.

BEST PGA TOUR CAREER FINISH: T51—1998 Bell Canadian Open.

PROFESSIONAL CAREER:

Made the cut in 16 of 23 appearances on the 2004 Nationwide Tour, including seven top-25 finishes. Wrapped up the season ranked No. 23 on the money list, with \$191,081. Came close to winning on several occasions, including a stretch of five top-four showings in seven starts. After finishing fourth at the Samsung Canadian PGA Championship and missing the cut at the Cox Classic, went on a torrid stretch with a T3 at the Price Cutter Charity Championship, runner-up the Alberta Classic, thanks to a course-record 7-under 65 in the

David McKenzie (Continued)

first round, T4 at the Envirocare Utah Classic, T51 at the Virginia Beach Open and T2 at the Oregon Classic. Finished T2 at the Australian Masters in Melbourne in December, losing to Australian lefty Richard Green on the first hole of a playoff that included Greg Chalmers. Held the 54-hole lead in that event but dropped into the playoff after an even-par 72 in the final round. Made the cut in six of seven events on the 2003 Nationwide Tour, with four top-25s. Finished the season No. 87 on the money list, with \$49,014. Was one of four players to T2 behind Joe Ogilvie at the Reese's Cup Classic. Shot rounds of 68-72-67-70 to finish 7-under-par 277, three shots behind the winning score. Collected \$29,600 for his efforts, marking his highest paycheck on the Nationwide Tour. Played well in the Nationwide Tour's international events in 2003, finishing T15 at the Clearwater Classic, T16 at the Alberta Calgary Classic and T21 at the Samsung Canadian PGA Championship. Rookie on the Nationwide Tour in 2001, making the cut in nine of 17 appearances. Best finish that year was a T8 at the Samsung Canadian PGA Championship. Only played in two events on the Nationwide Tour in 2002, once again finishing eighth at the Samsung Canadian PGA Championship in his only made cut. Member of the Australasian Tour since 1992, with six top-10 finishes to his credit. Best performances were T3 at the 1998 ANZ Players Championship and T6 at the 2002 New South Wales Masters. First joined the Canadian Tour in 1997. Made the cut in all five starts in 2003 to wind up No. 10 on the Order of Merit. Had three top-five finishes, including a T2 at the Northern Ontario Open. Made the cut in 11 of 14 Canadian Tour starts in 2002 and wound up No. 12 on the Order of Merit.

PERSONAL:

Won \$10,000 for a hole-in-one during the final round of the 1998 BC TEL Open. Got his start in golf from his grandfather.

NATIONWIDE TOUR CAREER SUMMARY						PLAYOFF RECORD: 0-0			
Year	Events Played	Cuts Made	1st	2nd	3rd	Top 10	Top 25	Earnings	Rank
2001	17	9				1	4	47,136	84
2002	2	1				1	1	13,950	159
2003	7	6		1		1	4	49,014	87
2004	23	16		2	1	5	7	191,081	23
Total	49	32		3	1	8	16	301,181	

PGA TOUR CAREER SUMMARY						PLAYOFF RECORD: 0-0			
Year	Events Played	Cuts Made	1st	2nd	3rd	Top 10	Top 25	Earnings	Rank
1998	1	1						\$5,210	310
Total	1	1						5,210	
COMBINED ALL-TIME MONEY (3 TOURS):								\$306,391	

CAREER STATISTICS

2004 NATIONWIDE TOUR STATISTICS

Scoring Average	.70.82
Driving Distance	.286.9
Driving Accuracy Percentage	.63.6%
Total Driving	.172
Greens in Regulation Pct.	.66.9%
Putting Average	.1.775
Sand Save Percentage	.44.4%
Eagles (Holes per)	.280.8
Birdie Average	.3.64
All-Around Ranking	.558
Scoring Avg Before Cut	.70.28
Scoring Avg 3rd Rnd	.72.31
Scoring Avg Final Rnd	.70.88
Birdie Conversion %	.29.1%
Par Breakers	.20.6%

MISC. NATIONWIDE TOUR STATISTICS

(35) 2004 Low Round/Round: 63	Gila River
(98) Classic at Wild Horse Pass Resort/1	
(74) Career Low Round/Round: 63	2004 Gila
(109) River Classic at Wild Horse Pass Resort/1	
(64) Career Largest Paycheck/Finish:	
(41) \$48,600	2004 Alberta Classic/2
(100) MISC. PGA TOUR STATISTICS	
(97) Career Low Round/Round: 69	1998 Bell
(49) Canadian Open/2	
(63) Career Largest Paycheck/Finish:	
(20) \$5,210	1998 Bell Canadian Open/T51
(116)	
(36)	
(65)	
(48)	



Alan McLean

EXEMPT STATUS: 37th Nationwide Tour Qualifier at the 2004 PGA TOUR Qualifying Tournament

FULL NAME: Alan McLean

HEIGHT: 6-0

WEIGHT: 220

BIRTHDATE: September 27, 1970

BIRTHPLACE: Glasgow, Scotland

RESIDENCE: Thunder Bay, Ontario, Canada

FAMILY: Wife, Laura; Grace Kate (4/8/04)

SPECIAL INTERESTS: Movies, cooking

TURNED PROFESSIONAL: 1995

PROFESSIONAL CAREER:

Has played on the Canadian Tour off and on since the 1997 season. Most recently, made five of seven cuts for a No. 19 finish on the 2003 Order of Merit list. Best Canadian Tour finishes came at the 2003 Lewis Chitengwa Memorial Championship and the 1999 Telus Edmonton Open, both runner-up showings. Has played on the South African Tour since 1995, picking up one victory during the 1998 season. Named the Tour's Rookie of the Year in 1995. Finished one stroke behind Ernie Els in the 2001 Vodacom Players Championship on the South African Tour. Has also played on the Asian, Canadian and European Tours.

PERSONAL:

Names Arnold Palmer as his hero. Got his start in golf by caddying for his dad.



Jon Mills

EXEMPT STATUS: 49th on the 2004 Nationwide Tour money list

FULL NAME: Jonathan David Mills

HEIGHT: 5-11

WEIGHT: 184

BIRTHDATE: March 6, 1978

BIRTHPLACE: Oshawa, Ontario, Canada

RESIDENCE: Indiana, PA; plays out of Totteridge GC (Greensburg, PA)

FAMILY: Wife, Megan

EDUCATION: Kent State University (Recreation Management, 2000)

SPECIAL INTERESTS: Basketball, hockey, fishing

TURNED PROFESSIONAL: 2001

BEST NATIONWIDE TOUR CAREER FINISH: 4—2004 Chitimacha Louisiana Open.

BEST 2004 NATIONWIDE TOUR FINISHES: 4—Chitimacha Louisiana Open; T6—Cox Classic; T8—Alberta Classic; T10—Pete Dye West Virginia Classic Presented by National Mining Association.

BEST PGA TOUR CAREER FINISH: T60—2003 Bell Canadian Open.

PROFESSIONAL CAREER:

Made the cut in 14 of 27 starts on the 2004 Nationwide Tour. Finished inside the top 25 eight times. Ranked No. 49 on the final money list, with \$120,690. Started the season in impressive fashion with three top-15 finishes in his first four starts, including T15s at the BellSouth Panama Championship and the New Zealand PGA Championship—along with a solo fourth at the Chitimacha Louisiana Open. Other top-15 finishes were posted at the Cox Classic (T6), Alberta Classic (T8), Pete Dye West Virginia Classic (T10) and the Mark Christopher Charity Classic (T11). Made the cut in one of three starts on the 2003 Nationwide Tour, with a T39 at the Lake Erie Charity Classic his only check of the year. Monday qualified for that event. Made the cut in four of 19 starts on the 2002 Nationwide Tour, with his best finish a T26 at the Virginia Beach Open. Led the 2003 Canadian Tour Order of Merit and became the first Canadian to win the Order of Merit since Mike Weir in 1997. Made the cut in seven of 11 starts on that Tour and earned his first title at the MTS Classic. Made the cut in three of five starts on the 2002 Canadian Tour, with his best finish a T8 at the Ontario Open Heritage Classic. Member of Team Canada, helping lead the squad to the 2001 Four Nations Cup.

AMATEUR CAREER:

2001 First-team All-American at Kent State University, where he was a teammate of 2003 British Open champion Ben Curtis. Also earned third-team All-America honors in 2000. Took home individual medalist honors at the 2001 Mid-American Conference Championship. Earned first team All-MAC honors his final three years at Kent State and second-team honors as a freshman. 1998 MAC Freshman of the Year.

PERSONAL:

Cites his dad and his brother as his heroes. Began playing hockey many years before he took up golf.

NATIONWIDE TOUR CAREER SUMMARY

PLAYOFF RECORD: 0-0

Year	Events Played	Cuts Made	1st	2nd	3rd	Top 10	Top 25	Earnings	Rank
2002	19	4						\$10,523	173
2003	3	1						1,920	299
2004	27	14				4	8	120,690	49
Total	49	19				4	8	133,132	

PGA TOUR CAREER SUMMARY

PLAYOFF RECORD: 0-0

Year	Events Played	Cuts Made	1st	2nd	3rd	Top 10	Top 25	Earnings	Rank
2001	2								
2002	1								
2003	1	1						\$8,988	
2004	1								
Total	5	1						8,988	
COMBINED ALL-TIME MONEY (3 TOURS):								\$142,120	

CAREER STATISTICS

2004 NATIONWIDE TOUR STATISTICS

Scoring Average	.71.02
Driving Distance	.307.5
Driving Accuracy Percentage	.56.2%
Total Driving	.143
Greens in Regulation Pct.	.69.9%
Putting Average	.1.816
Sand Save Percentage	.56.8%
Eagles (Holes per)	.134.2
Birdie Average	.3.52
All-Around Ranking	.420
Scoring Avg Before Cut	.71.02
Scoring Avg 3rd Rnd	.71.86
Scoring Avg Final Rnd	.70.21
Birdie Conversion %	.27.9%
Par Breakers	.20.3%

MISC. NATIONWIDE TOUR STATISTICS

(48)	2004 Low Round/Round: 65 —2 times, most recent Pete Dye West Virginia Classic
(10)	Presented by National Mining Association/3
(64)	Career Low Round/Round: 64 —2002 BMW Charity Pro-Am at The Cliffs/2
(24)	Career Largest Paycheck/Finish:
(110)	(8) \$22,800 —2004 Chitimacha Louisiana Open/4
(67)	MISC. PGA TOUR STATISTICS
(27)	2004 Low Round/Round: 70 —Bell Canadian Open/2
(56)	Career Low Round/Round: 70 —2004 Bell Canadian Open/2
(97)	Career Largest Paycheck/Finish:
(13)	(13) \$8,988 —2003 Bell Canadian Open/T60
(88)	(60)



Bryce Molder

EXEMPT STATUS: 50th on the 2004 Nationwide Tour money list

FULL NAME: Bryce Wade Molder

HEIGHT: 6-0

WEIGHT: 175

BIRTHDATE: January 27, 1979

BIRTHPLACE: Harrison, AR

RESIDENCE: Conway, AR; plays out of Chenal CC (Little Rock, AR)

FAMILY: Single

EDUCATION: Georgia Tech (2001, Management)

SPECIAL INTERESTS: Basketball, fishing, skiing, golf course architecture

TURNED PROFESSIONAL: 2001

BEST NATIONWIDE TOUR CAREER FINISH: 2—2002 Jacob's Creek Open Championship.

BEST 2004 NATIONWIDE TOUR FINISHES: T5—Northeast Pennsylvania Classic, Miccosukee Championship; T6—LaSalle Bank Open; T7—Lake Erie Charity Classic at Peek 'n Peak Resort; T9—Knoxville Open.

BEST PGA TOUR CAREER FINISH: 3—2001 Reno-Tahoe Open.

BEST 2004 PGA TOUR FINISH: T54—FedEx St. Jude Classic.

PROFESSIONAL CAREER:

Made the cut in 13 of 22 starts on the 2004 Nationwide Tour, including seven top-25 finishes. Ended the year No. 50 on the official money list, with \$115,466. Began the year with no status on Tour, but took advantage of his opportunities to play by notching four consecutive top-10 finishes in June to gain Special Temporary Member status for the remainder of 2004. Top-10s posted at Knoxville Open (T9), LaSalle Bank Open (T6), Northeast Pennsylvania Classic (T5) and the Lake Erie Charity Classic (T7). Added a T15 at the Pete Dye West Virginia Classic to give him his fifth straight top-15 showing and sixth of the season. Added another top 10 late in the season, finishing T5 at the Miccosukee Championship. Finished the season No. 2 in Putting Average (1.733). Made the cut in 10 of 22 PGA TOUR events in 2002, with four top-25 finishes. T9 at the Compaq Classic of New Orleans in early May for his first top 10 of the season, earning \$112,500. Tied for second, one stroke behind leader and eventual champion K.J. Choi through 54 holes at 11-under-par. Strong track record at English Turn G&CC, having captured an American Junior Golf Association event there in 1996 with a field that included David Gossett, Charles Howell III and Matt Kuchar. Shot PGA TOUR career-best 63 to tie Joe Durant for first-round lead at the Verizon Byron Nelson Classic before eventually finishing T22. Paycheck of \$66,500 for T12 finish at the Buick Classic surpassed what the 150th player on the 2001 PGA TOUR money list made (\$279,877), allowing him to join the PGA TOUR as a Special Temporary Member. Status allowed him to use unlimited sponsor exemptions for the remainder of the season. Participated in four Nationwide Tour events, with two top-10 finishes, including T2 at the Jacob's Creek Open Championship, two back of winner Gavin Coles. Shared the first- and second-round leads with Joel Kribel the following week at the Holden Clearwater Classic.

AMATEUR CAREER:

Four-time, first-team All-American at Georgia Tech, joining former Yellow Jacket David Duval, Phil Mickelson and Gary Hallberg as the only four to be so honored. Winner of Fred Haskins Award and named Dave Williams National Player of the Year following senior year in 2001. Named Jack Nicklaus Player of the Year in 1998 and 2001. Three-time ACC Player of the Year (1999-2001) and ACC Rookie of the Year (1998). Represented United States at the Walker Cup (1999 and 2001) and Palmer Cup (1998-1999-2001). Holds NCAA records for lowest career stroke average (70.69) and lowest single-season stroke average (69.43). Tied the NCAA 18-hole scoring record (60). Two-time Academic All-American (2000-01). U.S. Amateur quarterfinalist in 1998 and 2000. Three-time AJGA All-America selection (1995-97).

PERSONAL:

Born with no left pectoral muscle (which makes that side of his chest concave), and also has Poland Syndrome, a fairly rare defect that made his left hand much smaller than his right. Underwent two surgeries before he was 5 years old because three fingers on his left hand were webbed together up to the knuckle. Shot a 12-under-par 60 at Chenal CC in Little Rock while playing with fellow Arkansas native and then-U.S. President Bill Clinton in August 1999.

NATIONWIDE TOUR CAREER SUMMARY

PLAYOFF RECORD: 0-0

Year	Events Played	Cuts Made	1st	2nd	3rd	Top 10	Top 25	Earnings	Rank
2002	4	4		1		2	2	\$72,064	61
2003	18	5					2	19,287	148
2004	21	12				5	7	115,465	50
Total	43	21		1		7	11	206,816	

PGA TOUR CAREER SUMMARY

PLAYOFF RECORD: 0-0

Year	Events Played	Cuts Made	1st	2nd	3rd	Top 10	Top 25	Earnings	Rank
1999A	1								
2000A	1								
2001A	1	1							
2001	6	2			1	1	1	\$211,105	
2002	22	10				1	4	348,028	
2003	3								
2004	3	1						10,716	
Total	37	14			1	2	5	569,849	

COMBINED ALL-TIME MONEY (3 TOURS):

\$776,665

PGA TOUR TOP TOURNAMENT SUMMARY

Year	99	00	01	02	03
U.S. Open	CUT		T30	CUT	

CAREER STATISTICS

2004 NATIONWIDE TOUR STATISTICS

Scoring Average	70.91
Driving Distance	290.0
Driving Accuracy Percentage	58.2%
Total Driving	203
Greens in Regulation Pct.	64.1%
Putting Average	1.733
Sand Save Percentage	51.8%
Eagles (Holes per)	594.0
Birdie Average	3.88
All-Around Ranking	555
Scoring Avg Before Cut	70.81
Scoring Avg 3rd Rnd	70.92
Scoring Avg Final Rnd	71.25
Birdie Conversion %	32.5%
Par Breakers	21.7%

MISC. NATIONWIDE TOUR STATISTICS

(42) 2004 Low Round/Round: 64—Miccosukee Championship/1
(129) Career Low Round/Round: 64—2004 Miccosukee Championship/1
(118) Career Largest Paycheck/Finish: (2) \$53,377—2002 Jacob's Creek Open Championship/2
(137) MISC. PGA TOUR STATISTICS
(22) 2004 Low Round/Round: 69—2 times, most recent FedEx St. Jude Classic/3
(39) Career Low Round/Round: 63—2002 Verizon Byron Nelson Classic/1
(45) Career Largest Paycheck/Finish: (51) \$204,000—2001 Reno-Tahoe Open/3
(29)



David Morland IV

EXEMPT STATUS: 39th Nationwide Tour Qualifier at the 2004 PGA TOUR Qualifying Tournament
FULL NAME: David James Morland IV
HEIGHT: 5-7
WEIGHT: 164
BIRTHDATE: April 3, 1969
BIRTHPLACE: North Bay, Ontario, Canada

RESIDENCE: Windermere, FL
FAMILY: Wife, Michele; David James V (9/25/96), Laura Taylor (8/13/03)
EDUCATION: Kent State (1991, Marketing)
SPECIAL INTERESTS: Movies, fishing, hockey
TURNED PROFESSIONAL: 1991

NATIONWIDE TOUR VICTORIES (2): 2002 Hibernia Southern Open. 2003 SAS Carolina Classic.

BEST PGA TOUR CAREER FINISH: T5—2001 Bell Canadian Open.

BEST 2004 PGA TOUR FINISH: T21—Booz Allen Classic.

PROFESSIONAL CAREER:

Made the cut in nine of 27 starts on the 2004 PGA TOUR. T21 at the Booz Allen Classic marked his best finish. Concluded the year No. 197 on the money list, with \$164,435. Regained PGA TOUR card by finishing 18th on the 2003 Nationwide Tour money list. Picked up win for second straight season on that Tour by posting four rounds in the 60s at the SAS Carolina Classic. After steady rains allowed only one hour of play on Thursday, Morland played 26 holes on Friday, 19 on Saturday and 27 more Sunday to secure the victory at the TPC at Wakefield Plantation. Split time on both Tours in 2002. Missed the cut in 10 of first 11 PGA TOUR starts, but bounced back making seven of last 10, including his only top-10, a T10 at the Michelob Championship at Kingsmill in early October. Two weeks later, posted a 19-under-par total to win the rain-shortened, 54-hole Hibernia Southern Open, the final full-field event on the Nationwide Tour. Victory moved him from No. 199 to No. 54 on the money list and earned him a spot in the season-ending Tour Championship. Finished No. 51 on the Nationwide Tour money list and No. 187 on the PGA TOUR list. Earned a career-best \$279,877 in 2001, finishing 150th on the money list. Lone top-10, a career-best T5, came at the Bell Canadian Open. Second-round 63 was career low in official PGA TOUR event. Finished second at 2000 PGA TOUR National Qualifying Tournament to regain card for 2001. Made a breakthrough in Canada in 1999, winning the Canadian Tour's final event, the McDonald's PEI Challenge. Finished sixth on the Canadian Order of Merit. At end of 1999, finished 16th at the National Qualifying Tournament. Won Canadian Tour Rookie of the Year Award in 1992.

AMATEUR CAREER:

Two-time All-American at Kent State. 1991 Mid-American Conference Champion. 1989 Member Pacific Amateur Team. 1987 Western Junior Medalist.

PERSONAL:

Changed into Austin Powers costume on Halloween during last hole of play that day in the 2003 Nationwide Tour Championship and finished playing the hole dressed as the movie character. Got his start in golf at age 4 from his father. His wife, Michele, won the 2004 Mrs. Florida title and then finished first runner-up at the 2004 Mrs. America pageant.

NATIONWIDE TOUR CAREER SUMMARY

PLAYOFF RECORD: 0-0

Year	Events Played	Cuts Made	1st	2nd	3rd	Top 10	Top 25	Earnings	Rank
1994	1								
1997	1								
2000	1								
2002	7	5	1			1	2	\$91,924	51
2003	22	15	1		1	3	8	190,284	18
2004	1								
Total	33	20	2		1	4	10	282,207	

PGA TOUR CAREER SUMMARY

PLAYOFF RECORD: 0-0

Year	Events Played	Cuts Made	1st	2nd	3rd	Top 10	Top 25	Earnings	Rank
1995	1								
1996	1	1						\$4,500	324
1997	1								
1998	2								
1999	4	1						10,750	283
2000	31	12				1	4	218,648	156
2001	29	15				1	1	279,877	150
2002	21	8				1	1	154,115	187
2003	1	1						8,022	
2004	27	9					1	164,435	197
Total	118	47				3	7	840,347	

COMBINED ALL-TIME MONEY (3 TOURS):

\$1,122,554

PGA TOUR TOP TOURNAMENT SUMMARY

Year	95	96	97	98	99	00	01	02	03	04
U.S. Open		CUT								CUT

CAREER STATISTICS

2004 NATIONWIDE TOUR STATISTICS

Scoring Average	.72.00	(N/A)
Driving Distance	.271.0	(N/A)
Driving Accuracy Percentage	.65.4%	(N/A)
Total Driving	1,998	(N/A)
Greens in Regulation Pct.	.69.4%	(N/A)
Putting Average	1.720	(N/A)
Sand Save Percentage	.50.0%	(N/A)
Birdie Average	3.50	(N/A)
Scoring Avg Before Cut	.72.00	(N/A)
Birdie Conversion %	.28.0%	(N/A)
Par Breakers	.19.4%	(N/A)

MISC. NATIONWIDE TOUR STATISTICS

2004 Low Round/Round: 72—Chitimacha Louisiana Open/2

Career Low Round/Round: 64—2002 Hibernia Southern Open/1

Career Largest Paycheck/Finish: \$90,000—2003 SAS Carolina Classic/1

MISC. PGA TOUR STATISTICS

2004 Low Round/Round: 66—2 times, most recent John Deere Classic/3

Career Low Round/Round: 63—2001 Bell Canadian Open/2

Career Largest Paycheck/Finish: \$138,700—2001 Bell Canadian Open/T5



Chris Nallen

EXEMPT STATUS: 2004 Tournament winner
FULL NAME: Christopher John Nallen
HEIGHT: 5-11
WEIGHT: 178
BIRTHDATE: April 9, 1982
BIRTHPLACE: Queens, NY
RESIDENCE: Hackettstown, NJ; plays out of Panther Valley

FAMILY: Single
EDUCATION: University of Arizona (2004)
SPECIAL INTERESTS: Hockey, New York Rangers, working out
TURNED PROFESSIONAL: 2004

NATIONWIDE TOUR VICTORIES (1): 2004 Gila River Classic at Wild Horse Pass Resort.

BEST 2004 NATIONWIDE TOUR FINISH: 1—Gila River Classic at Wild Horse Pass Resort.

BEST PGA TOUR CAREER FINISH: T49—2004 Buick Championship.

BEST 2004 PGA TOUR FINISH: T49—Buick Championship.

PROFESSIONAL CAREER:

Made the cut in two of three appearances on the 2004 Nationwide Tour. Concluded the year No. 67 on the money list, with \$87,213. Playing in his first-ever Nationwide Tour event after Monday-qualifying with a 63, went on to shoot a first-round 60 and led wire-to-wire in winning by eight strokes at the Gila River Golf Classic. Became the first player to Monday qualify, win in his first career start and lead wire-to-wire in Nationwide Tour history. Was the 17th Monday qualifier in Tour history to win. Tied the Tour record for largest 54-hole margin (six strokes) and won by the second-largest margin in Tour history (eight strokes). First-round 60 was one stroke off the Tour-record of 59 set by Notah Begay III and Doug Dunaway. His 60 also matched the lowest first-round score in Tour history (Jimmy Green, 1998 Carolina Classic).

AMATEUR CAREER:

Was a four-time All-American at the University of Arizona, including first-team honors his junior and senior seasons. Completed his collegiate career with the lowest stroke average (71.19) in University of Arizona history. Was second on the all-time wins list with six, including four victories during his senior season. Winner of the 2003 New England Amateur Championship. Member of the 2003 U.S. Walker Cup team and a two-time Palmer Cup participant.

PERSONAL:

Lists his father, who gave him his start in golf, as his hero. His father works for *Newsweek*. Lists winning as his biggest thrill in golf.

NATIONWIDE TOUR CAREER SUMMARY

PLAYOFF RECORD: 0-0

Year	Events Played	Cuts Made	1st	2nd	3rd	Top 10	Top 25	Earnings	Rank
2004	3	2	1			1	1	\$87,213	67
Total	3	2	1			1	1	87,213	

PGA TOUR CAREER SUMMARY

PLAYOFF RECORD: 0-0

Year	Events Played	Cuts Made	1st	2nd	3rd	Top 10	Top 25	Earnings	Rank
2004A	1								
2004	2	1						\$10,366	
Total	3	1						10,366	

COMBINED ALL-TIME MONEY (3 TOURS):

\$97,579

CAREER STATISTICS

2004 NATIONWIDE TOUR STATISTICS

Scoring Average	.70.40	(N/A)
Driving Distance	.288.9	(N/A)
Driving Accuracy Percentage	.59.3%	(N/A)
Total Driving	.1.998	(N/A)
Greens in Regulation Pct.	.61.7%	(N/A)
Putting Average	.1.712	(N/A)
Sand Save Percentage	.46.7%	(N/A)
Eagles (Holes per)	.60.0	(N/A)
Birdie Average	.4.50	(N/A)
Scoring Avg Before Cut	.70.33	(N/A)
Scoring Avg 3rd Rnd	.70.50	(N/A)
Scoring Avg Final Rnd	.70.50	(N/A)
Birdie Conversion %	.39.6%	(N/A)
Par Breakers	.26.7%	(N/A)

MISC. NATIONWIDE TOUR STATISTICS

2004 Low Round/Round: 60—Gila River Classic at Wild Horse Pass Resort/1
Career Low Round/Round: 60—2004 Gila River Classic at Wild Horse Pass Resort/1
Career Largest Paycheck/Finish: \$85,500—2004 Gila River Classic at Wild Horse Pass Resort/1
MISC. PGA TOUR STATISTICS
2004 Low Round/Round: 66—Buick Championship/4
Career Low Round/Round: 66—2004 Buick Championship/4
Career Largest Paycheck/Finish: \$10,366—2004 Buick Championship/T49



Dan Olsen

EXEMPT STATUS: 20th Nationwide Tour Qualifier at the 2004 PGA TOUR Qualifying Tournament
FULL NAME: Daniel William Olsen
HEIGHT: 6-2
WEIGHT: 205
BIRTHDATE: January 13, 1967
BIRTHPLACE: East Lansing, MI

RESIDENCE: Ponte Vedra Beach, FL; plays out of CC of Boyne (Boyne Falls, MI)
FAMILY: Wife, Margarita; Isabella (5/19/99)
EDUCATION: Indiana University (1990, Public Management)
TURNED PROFESSIONAL: 1990

BEST NATIONWIDE TOUR CAREER FINISH: T16—2004 Knoxville Open.

BEST 2004 NATIONWIDE TOUR FINISHES: T16—Knoxville Open; T18—Miccosukee Championship.

BEST PGA TOUR CAREER FINISH: T12—2004 Chrysler Classic of Tucson.

BEST 2004 PGA TOUR FINISH: T12—Chrysler Classic of Tucson.

PROFESSIONAL CAREER:

Will be playing his rookie season on the Nationwide Tour in 2005. Played his rookie season on the 2004 PGA TOUR, making the cut in eight of 31 events. Wrapped up the year No. 207 on the final money list, with \$135,731. T12 at the Chrysler Classic of Tucson marked his only top-25 finish. Collected a career-best \$63,000 for his efforts. Earned his ticket to the TOUR

after being one of six players to successfully complete all three stages of 2003 PGA TOUR National Qualifying Tournament. Finished T12 after leading in early portion of sixth and final round. Played primarily on Hooters Tour in 2003, with 12 made cuts and four top-10s in 12 starts. Has played sparingly on the Nationwide Tour, making six of 11 cuts during his career. Only played in two events in 2004 but finished in the top 20 in both, including T16 at the Knoxville Open and T18 at the Miccosukee Championship. T17 at the 2000 Permian Basin Open his only other career top-25 showing.

PERSONAL:

Biggest thrill in golf was holing out a 5-iron for first career birdie at age 12. Got his start in golf by working at a nine-hole course across the street from home. In addition to playing numerous mini-tours, has also worked in road construction, home building and in Christmas tree sales.

Dan Olsen (Continued)

NATIONWIDE TOUR CAREER SUMMARY

PLAYOFF RECORD: 0-0

Year	Events Played	Cuts Made	1st	2nd	3rd	Top 10	Top 25	Earnings	Rank
1999	1	1						\$770	238
2000	4	2					1	6,335	191
2001	3	1						1,573	265
2003	1								
2004	2	2					2	12,367	177
Total	11	6					3	21,044	

PGA TOUR CAREER SUMMARY

PLAYOFF RECORD: 0-0

Year	Events Played	Cuts Made	1st	2nd	3rd	Top 10	Top 25	Earnings	Rank
1989A	1								
1991	1								
1994	1	1						\$2,101	316
2004	31	8					1	135,731	207
2004	34	9					1	137,832	

COMBINED ALL-TIME MONEY (3 TOURS):

\$158,876

PGA TOUR TOP TOURNAMENT SUMMARY

Year	04
U.S. Open	CUT

CAREER STATISTICS

2004 NATIONWIDE TOUR STATISTICS

Scoring Average	.69.75	(N/A)
Driving Distance	.301.3	(N/A)
Driving Accuracy Percentage	.50.9%	(N/A)
Total Driving	.68.1%	(N/A)
Greens in Regulation Pct.	.1.735	(N/A)
Putting Average	.50.0%	(N/A)
Sand Save Percentage	.72.0	(N/A)
Eagles (Holes per)	.3.63	(N/A)
Birdie Average	.68.75	(N/A)
Scoring Avg Before Cut	.70.50	(N/A)
Scoring Avg 3rd Rnd	.71.00	(N/A)
Scoring Avg Final Rnd	.30.6%	(N/A)
Birdie Conversion %	.21.5%	(N/A)
Par Breakers		

MISC. NATIONWIDE TOUR STATISTICS

2004 Low Round/Round: 66	Knoxville Open/1
Career Low Round/Round: 64	2000 Permian Basin Open/1
Career Largest Paycheck/Finish:	\$6,520—2004 Miccosukee Championship/T18
MISC. PGA TOUR STATISTICS	
2004 Low Round/Round: 66	Chrysler Classic of Tucson/3
Career Low Round/Round: 66	2004 Chrysler Classic of Tucson/3
Career Largest Paycheck/Finish:	\$63,000—2004 Chrysler Classic of Tucson/T12



Tim O'Neal

EXEMPT STATUS: 3rd Nationwide Tour Qualifier at the 2004 PGA TOUR Qualifying Tournament

FULL NAME: Tim Aundre O'Neal

HEIGHT: 6-0

WEIGHT: 170

BIRTHDATE: August 3, 1973

BIRTHPLACE: Savannah, GA

RESIDENCE: Savannah, GA

FAMILY: Wife, Melody; Jordan (8/27/01)

EDUCATION: Jackson State University (1997)

SPECIAL INTERESTS: Video games, sports

TURNED PROFESSIONAL: 1997

BEST NATIONWIDE TOUR CAREER FINISH: T6—2001 Carolina Classic.

PROFESSIONAL CAREER:

Missed gaining his 2005 PGA TOUR card by a single stroke at the 2005 National Qualifying Tournament. Played his rookie season on the Nationwide Tour in 2001. Made the cut in 17 of 23 starts, with a career best T6 at the Carolina Classic. T10 at the Louisiana Open rounded out his top-10 finishes. Concluded the year No. 59 on the money list. Played in six events in 2000, making the cut in three. Best finish was a T33 at the Carolina Classic. Monday qualifier at the Richmond Open, surviving a 15-hole playoff to gain the final spot in the tournament field. Posted rounds of 71-79 at Richmond and missed the cut. His only career start on the PGA TOUR was a missed cut at the 2002 WORLDCOM Classic-The Heritage of Golf. Has also played on the Golden Bear Tour, Hooters Tour and the Maverick Tour. Co-winner of the 2003 John O. Classic on the Golden Bear Tour Summer Series.

AMATEUR CAREER:

Georgia State Amateur champion in 1997. Inducted into the Savannah Hall of Fame in 1997. Winner of 14 collegiate golf tournaments.

PERSONAL:

Has used Butch Harmon as a coach. Parents got him started in the game at the age of 5. Partnered with actor Will Smith in conducting a nationwide "Golf Clinic for Kids."

NATIONWIDE TOUR CAREER SUMMARY

PLAYOFF RECORD: 0-0

Year	Events Played	Cuts Made	1st	2nd	3rd	Top 10	Top 25	Earnings	Rank
1998	4								
1999	2	1						\$518	266
2000	6	3						5,610	198
2001	23	17				2	8	75,109	59
2002	3	2					1	5,701	213
Total	38	23				2	9	86,938	

PGA TOUR CAREER SUMMARY

PLAYOFF RECORD: 0-0

Year	Events Played	Cuts Made	1st	2nd	3rd	Top 10	Top 25	Earnings	Rank
2002	1								
Total	1								

COMBINED ALL-TIME MONEY (3 TOURS):

\$86,938

CAREER STATISTICS

MISC. NATIONWIDE TOUR STATISTICS

Career Low Round/Round: 64	2001 Wichita Open/3
Career Largest Paycheck/Finish:	\$14,569—2001 Carolina Classic/T6

MISC. PGA TOUR STATISTICS

Career Low Round/Round: 75	2002 WORLDCOM CLASSIC - The Heritage of Golf/2
----------------------------	------------------------------------------------



Brad Ott

EXEMPT STATUS: 2004 Tournament winner
FULL NAME: Bradley Howell Ott
HEIGHT: 6-0
WEIGHT: 175
BIRTHDATE: December 29, 1969
BIRTHPLACE: Dallas, TX
RESIDENCE: Frisco, TX; plays out of Royal Oaks CC (Dallas, TX)

FAMILY: Wife, Michelle; Haley (8/3/00), Madison (2/21/03)
EDUCATION: Texas Tech (1993, Economics)
SPECIAL INTERESTS: Fishing, playing pool, spending time with wife and kids
TURNED PROFESSIONAL: 1993

NATIONWIDE TOUR VICTORIES (1): 2004 Price Cutter Charity Championship.
BEST 2004 NATIONWIDE TOUR FINISH: 1—Price Cutter Charity Championship.

PROFESSIONAL CAREER:

Member of the Nationwide Tour in 1996 and 2002-04. Made the cut in 16 of 24 tournaments on the 2004 Nationwide Tour, including seven top-25 finishes. Ranked No. 36 on the final money list, with \$154,146. His only top-10 finish of the season came when he notched his first career Nationwide Tour win at the Price Cutter Charity Championship, worth \$94,500. Fired rounds of 65-66-68-64 to finish at a tournament-record 25-under-par 263, one shot ahead of Brandt Snedeker. To put that score in perspective, was a combined 23-under-par in his first 14 starts of the season. Made the cut in 12 of 17 appearances on the 2003 Nationwide Tour. Finished the campaign No. 79 on the money list, with \$58,909. Out of his five top-25 finishes, only top-10 came at the Preferred Health Systems Wichita Open (T6). Four rounds in the 60s (69-67-65-67) left him at 16-under-par 268, three shots shy of Jeff Klauk's winning score. Finished the year No. 4 in Putting Average (1.725). Made the cut in eight of 23 starts in 2002, with his best finish a second place at the Holden Clearwater Classic in New Zealand. Last played full-time on Nationwide Tour in 1996 when he finished No. 62 on the final money list, with earnings of \$32,114 in 26 tournaments. Played Southern Africa Tour in 1995 and early 1996 and won the 1995 Holland Insurance Royal Swazi Sun Classic. Finished T12 at 1996 Philips South African Open at Cape Town, an event won by Ernie Els. Won a tournament on the Golden Bear Tour in 2001. Also won Hooters Tour event in 1995.

AMATEUR CAREER:

All-Southwest Conference selection in 1992 and was medalist at Sugar Tree Invitational as a sophomore in 1990. Transferred to Texas Tech following one year at Paris (Texas) Junior College.

PERSONAL:

Cites winning the 2004 Price Cutter Charity Championship as his biggest thrill in golf. Lists his daughters and wife as his heroes. Got his start in golf from his dad and brothers.

NATIONWIDE TOUR CAREER SUMMARY

PLAYOFF RECORD: 0-0

Year	Events Played	Cuts Made	1st	2nd	3rd	Top 10	Top 25	Earnings	Rank
1996	26	9		1		3	4	\$32,114	62
1997	4	1						1,140	225
1999	2	2						2,006	190
2000	5	2				1	1	13,784	163
2001	2	1					1	8,250	184
2002	23	8		1		2	4	80,683	56
2003	17	12				1	5	58,909	79
2004	24	16	1			1	7	154,146	36
Total	103	51	1	2		8	22	351,032	

COMBINED ALL-TIME MONEY (3 TOURS):

\$351,032

CAREER STATISTICS

2004 NATIONWIDE TOUR STATISTICS

Scoring Average	.70.90
Driving Distance	.289.1
Driving Accuracy Percentage	.64.9%
Total Driving	.140
Greens in Regulation Pct.	.69.4%
Putting Average	.1.776
Sand Save Percentage	.43.3%
Eagles (Holes per)	.120.0
Birdie Average	.3.71
All-Around Ranking	.412
Scoring Avg Before Cut	.70.63
Scoring Avg 3rd Rnd	.70.69
Scoring Avg Final Rnd	.71.94
Birdie Conversion %	.29.7%
Par Breakers	.21.5%

MISC. NATIONWIDE TOUR STATISTICS

(41) 2004 Low Round/Round: 62—Henrico County Open/2
(61) Career Low Round/Round: 62—2004 Henrico County Open/2
(30) Career Largest Paycheck/Finish: \$94,500—2004 Price Cutter Charity Championship/1
(109) Championship/1
(12)
(38)
(24)
(32)
(35)
(86)
(53)
(36)



Sean Pacetti (PUH-set-ee)

EXEMPT STATUS: 19th Nationwide Tour Qualifier at the 2004 PGA TOUR Qualifying Tournament
FULL NAME: Roland Sean Pacetti
HEIGHT: 5-9
WEIGHT: 185
BIRTHDATE: September 8, 1967
BIRTHPLACE: Palatka, FL

RESIDENCE: St. Augustine, FL; plays out of Marsh Creek CC
FAMILY: Wife, Amy; Ansley (11/26/00), Asa (4/5/04)
EDUCATION: University of Alabama (1993, Public Relations)
SPECIAL INTERESTS: Cards
TURNED PROFESSIONAL: 1989, 2000

BEST NATIONWIDE TOUR CAREER FINISH: T2—1990 Yuma Open.
BEST PGA TOUR CAREER FINISH: T34—1992 Buick Invitational of California.

PROFESSIONAL CAREER:

Member of the Nationwide Tour during the 1990-92 seasons. Had his best season during the Tour's inaugural year in 1990. Made the cut in 19 of 27 events on his way to a No. 18 finish on the money list. Posted seven top-10 finishes, including finishing inside the top five in his first three starts at the Bakersfield Open (T3), Yuma Open (T2) and the South Texas Open (fifth). Rounds of 71-64-65 led to a 13-under-par 200 finish at the Yuma Open, two strokes behind champion Rick Pearson. After seven top-10 finishes in 1990, a T3 at the 1992

Sonoma County Open marked his only other career top-10. Finished T34 at the 1992 Buick Invitational, representing his only made cut in five career starts on the PGA TOUR. Has played on the Golden Bear Tour (2001) and the Gateway Tour (2003-04). Made the cut in 9 of 12 starts on the Gateway Tour Beach Series last year. Had six top-10 finishes, including a season-best T5 midway through the series.

PERSONAL:

Says playing in the 1999 U.S. Amateur at Pebble Beach GL is his biggest thrill in golf. Lists God as his hero. Got his start in golf at the age of 2 when he used to follow his dad around the course. Non golf-related jobs held include being in the insurance business from 1994-2000.

Sean Pacetti (Continued)

NATIONWIDE TOUR CAREER SUMMARY

PLAYOFF RECORD: 0-0

Year	Events Played	Cuts Made	1st	2nd	3rd	Top 10	Top 25	Earnings	Rank
1990	27	19		1	1	7	11	\$41,216	18
1991	17	4						2,306	170
1992	18	4			1	1	3	12,778	91
Total	62	27		1	2	8	14	56,300	

PGA TOUR CAREER SUMMARY

PLAYOFF RECORD: 0-0

Year	Events Played	Cuts Made	1st	2nd	3rd	Top 10	Top 25	Earnings	Rank
1991	1								
1992	1	1						\$5,275	263
2000	1								
2002	1								
2004	1								
Total	5	1						5,275	

COMBINED ALL-TIME MONEY (3 TOURS):

\$61,575

CAREER STATISTICS

MISC. NATIONWIDE TOUR STATISTICS

Career Low Round/Round: 64—1990 Yuma Open/2

Career Largest Paycheck/Finish: \$9,750—1990 Yuma Open/T2

MISC. PGA TOUR STATISTICS

2004 Low Round/Round: 70—Buick Open/1
Career Low Round/Round: 67—1992 Buick Invitational of California/2

Career Largest Paycheck/Finish: \$5,275—1992 Buick Invitational of California/T34



Anthony Painter

EXEMPT STATUS: 59th on the 2004 Nationwide Tour money list

FULL NAME: Anthony Painter

HEIGHT: 5-11

WEIGHT: 200

BIRTHDATE: June 11, 1965

BIRTHPLACE: Milton, New South Wales, Australia

RESIDENCE: Tamworth, New South Wales, Australia

FAMILY: Wife, Sheree; Libby Grace (10/7/01), Brady (1/6/04)

SPECIAL INTERESTS: Tennis, most sports, horse racing

TURNED PROFESSIONAL: 1985

NATIONWIDE TOUR VICTORIES (1): 1998 Ozarks Open.

BEST 2004 NATIONWIDE TOUR FINISHES: T2—Jacob's Creek Open; T10—BMW Charity Pro-Am at The Cliffs.

BEST PGA TOUR CAREER FINISH: T10—1997 Quad City Classic.

PROFESSIONAL CAREER:

Member of the Nationwide Tour from 1997-2002 and 2004. Member of the PGA TOUR in 2003. Made the cut in 11 of 23 starts on the 2004 Nationwide Tour, including four top-25 finishes. Ranked No. 59 on the final money list, with \$102,164. Best finish of the season was in his first start. Finished 4-under-par 280 at the Jacob's Creek Open, five strokes behind champion Euan Walters. Only other top 10 came at the BMW Charity Pro-Am at The Cliffs (T10). Made the cut in 12 of 31 PGA TOUR starts in 2003 and finished No. 170 on the money list. T23 at the Chrysler Classic of Tucson and T14 at the EDS Byron Nelson Championship were only top-25 finishes. Made the cut in 13 of 20 starts on the 2002 Nationwide Tour and wound up No. 21 on the money list. Began the year with a T12 at the Jacob's Creek Open and a T8 at the Holden Clearwater Classic. Runner-up at the Omaha Classic despite an opening 74 that left him T85 and eight shots back. Rallied with rounds of 65-65-64 to get to 20-under par, one shot behind winner Jay Delsing. Played in 12 tournaments in 2001, making five cuts and finishing 82nd on the money list. Notched three top-10 finishes, including a T4 at the Tri-Cities Open, a T6 at the Cleveland Open and a T7 at the Permian Basin Open. Had one stretch of nine consecutive rounds in the 60s, beginning with a 68 in the final round of the Omaha Classic and ending with a 69 in the final round of the Permian Basin Open. Made the cut in eight of 18 events in 2000, with his best finish a T5 at the Cleveland Open where he Monday-qualified. Jumped from No. 27 to a T7 finish by posting the best final-round score, a 4-under 66, at the Hershey Open. Best season on Tour came in 1998 when he earned his first career title, winning the Ozarks Open with a tournament-record score of 21-under-par 267. Held the 36- and 54-hole lead at Springfield, but needed a 20-foot birdie putt on the 72nd hole to win by one stroke over Scott Dunlap. Member of the Australasian Tour since 1992. Winner of 1993 Meru Valley Perak Masters on Australasian Tour and also the 1996 Schweppes Cooolum Classic. T4 at the 1999 Greg Norman Holden Classic and T5 at the Canon Challenge. Career-best finish on European Tour was T4 at the 1997 Johnnie Walker Classic. Finished T5 at the 1996 Heineken Classic, where he posted his career-low round on that tour with a 6-under-par 66. In 1996, made cut in all nine starts on Australasian Tour, with five top-10 finishes, including his win at the Schweppes Cooolum Classic.

NATIONWIDE TOUR CAREER SUMMARY

PLAYOFF RECORD: 0-0

Year	Events Played	Cuts Made	1st	2nd	3rd	Top 10	Top 25	Earnings	Rank
1997	5								
1998	17	8	1		1	2	3	\$67,290	43
1999	19	6				1	4	27,585	84
2000	18	8				2	5	52,146	82
2001	12	5				3	4	49,222	82
2002	20	13		1		5	11	151,122	21
2003	3	2						2,888	271
2004	23	11		1		2	4	102,165	59
Total	117	53	1	2	1	15	31	452,417	

PGA TOUR CAREER SUMMARY

PLAYOFF RECORD: 0-0

Year	Events Played	Cuts Made	1st	2nd	3rd	Top 10	Top 25	Earnings	Rank
1997	3	2				1	1	\$31,549	227
2001	1								
2003	31	12					2	220,714	170
Total	35	14				1	3	252,263	

COMBINED ALL-TIME MONEY (3 TOURS):

\$704,680

CAREER STATISTICS

2004 NATIONWIDE TOUR STATISTICS

Scoring Average 71.64
Driving Distance 299.8
Driving Accuracy Percentage 54.8%
Total Driving 166
Greens in Regulation Pct. 62.7%
Putting Average 1.758
Sand Save Percentage 43.0%
Eagles (Holes per) 172.3
Birdie Average 3.78
All-Around Ranking 601
Scoring Avg Before Cut 71.36
Scoring Avg 3rd Rnd 71.18
Scoring Avg Final Rnd 73.27
Birdie Conversion % 32.2%
Par Breakers 21.6%

MISC. NATIONWIDE TOUR STATISTICS

(93) 2004 Low Round/Round: 64—2 times, most recent Preferred Health Systems Wichita Open/3

(141) Career Low Round/Round: 63—1998 Ozarks Open/2

(131) Career Largest Paycheck/Finish: \$58,639—2004 Jacob's Creek Open/T2

MISC. PGA TOUR STATISTICS

(32) 2004 Low Round/Round: 65—FUNAI Classic at the WALT DISNEY WORLD Resort/2

(80) Career Low Round/Round: 65—2 times, most recent 2003 FUNAI Classic at the WALT DISNEY WORLD Resort/2

(19) Career Largest Paycheck/Finish: \$95,200—2003 EDS Byron Nelson Championship/T14



Scott Petersen

EXEMPT STATUS: 54th on the 2004 Nationwide Tour money list

FULL NAME: Scott Duane Petersen

HEIGHT: 6-3

WEIGHT: 195

BIRTHDATE: July 4, 1970

BIRTHPLACE: Williston, ND

RESIDENCE: Parker, CO; plays out of Valley CC

FAMILY: Wife, Heather; Blake Scott (12/16/04)

EDUCATION: University of Colorado (1993)

SPECIAL INTERESTS: Fishing, movies, sports, Denver Broncos

TURNED PROFESSIONAL: 1993

NATIONWIDE TOUR VICTORIES (1): 2000 Inland Empire Open.

BEST 2004 NATIONWIDE TOUR FINISHES: T6—Gila River Classic at Wild Horse Pass Resort; T7—Envirocare Utah Classic; T8—Oregon Classic; T10—LaSalle Bank Open.

PROFESSIONAL CAREER:

Member of the Nationwide Tour in 1996 and again from 2000-04. Made the cut in 22 of 27 starts on the 2004 Nationwide Tour, including eight top-25 finishes. Ranked No. 54 on the official money list, with \$112,862. Posted four top-10s on the season, including a season-best T6 at the Gila River Golf Classic, T7 at the Envirocare Utah Classic, T8 at the Oregon Classic and T10 at the LaSalle Bank Open. Made the cut in 11 of 25 appearances on the 2003 Nationwide Tour. Finished the season No. 73 on the final money list, with \$69,972. Managed five finishes inside the top 25 but only had one top-10 result—a T3 at the Rheem Classic. Opened with a 64 in Fort Smith, AR, to grab the first-round lead by one shot. Followed up with scores of 75-68-66 that left him at 7-under-par 273, just one shot shy of a Zach Johnson/Steve Haskins playoff. Was two off the 36-hole lead at the Omaha Classic and wound up T12. Made the cut in 11 of 16 events in 2002, with four top-25s. Best finish was a T8 at the Price Cutter Charity Championship. Best round was a 5-under-par 67 in second round of the Utah Classic. Missed the cut in 16 of 24 tournaments during the 2001 season, including 11 of the first 12 events. Notched two top-10 finishes, a T5 at the Omaha Classic and a T9 at the Wichita Open. Opened with three straight 67s at the Omaha Classic, closing with a 71 and a season-best paycheck of \$19,950. Made the cut in just three of 13 events in 2000 as a non-exempt member. At the Inland Empire Open, the final full-field event of the year, he carded a 7-under-par 65 in the opening round and was just one shot back of leader Sonny Skinner. In the final round, four birdies on the front nine gave him a four-stroke lead at the turn. Posted even-par score on the back nine, good for a four-stroke victory over six others. Played in 24 events during his rookie season in 1996, with a T2 at the South Carolina Classic, thanks to a final-round 65. Played on the Canadian Tour from 1997-99. Won the 1999 Samsung CPGA Championship and finished ninth on the McDonald's Order of Merit. Won the 1997 Infiniti Championship. Had four top-10 finishes on the 1995 Dakotas Tour.

AMATEUR CAREER:

Starred as a prep at Englewood's Cherry Creek High School. Attended the University of Tulsa his freshman and sophomore years before transferring to the University of Colorado. Led the Buffaloes in stroke average in his two years at CU, one of only eight players in school history to do so for multiple seasons. Set a mark for lowest career stroke average for 50 rounds or more (73.47 in 77 rounds), a mark that still stands. Won the John A. Burns Intercollegiate (Honolulu) and the Fresno State Lexus Classic as a senior. Posted eight top-five finishes in his two seasons at CU. Second-team All-Big 8 Conference and honorable mention All-America.

NATIONWIDE TOUR CAREER SUMMARY

PLAYOFF RECORD: 0-0

Year	Events Played	Cuts Made	1st	2nd	3rd	Top 10	Top 25	Earnings	Rank
1991	1								
1994	1								
1996	24	5		1		1	1	\$19,603	87
2000	13	3	1			2	2	86,846	60
2001	24	8				2	3	46,756	86
2002	16	11				1	4	42,597	88
2003	25	11			1	1	5	69,972	73
2004	27	22				4	8	112,862	54
Total	131	60	1	1	1	11	23	378,637	

PGA TOUR CAREER SUMMARY

PLAYOFF RECORD: 0-0

Year	Events Played	Cuts Made	1st	2nd	3rd	Top 10	Top 25	Earnings	Rank
1997	2								
1999	1								
Total	3								

COMBINED ALL-TIME MONEY (3 TOURS):

\$378,637

CAREER STATISTICS

2004 NATIONWIDE TOUR STATISTICS

Scoring Average	.70.63
Driving Distance	292.9
Driving Accuracy Percentage	.68.3%
Total Driving	.87
Greens in Regulation Pct.	.72.0%
Putting Average	1.806
Sand Save Percentage	48.7%
Eagles (Holes per)	294.0
Birdie Average	3.55
All-Around Ranking	426
Scoring Avg Before Cut	.69.96
Scoring Avg 3rd Rnd	.71.05
Scoring Avg Final Rnd	.71.86
Birdie Conversion %	.26.9%
Par Breakers	.20.1%

MISC. NATIONWIDE TOUR STATISTICS

- (24) **2004 Low Round/Round:** 64—2 times, most recent Envirocare Utah Classic/3
- (28) **Career Low Round/Round:** 64—3 times, most recent 2004 Envirocare Utah Classic/3
- (3) **Career Largest Paycheck/Finish:** (89) **\$72,000**—2000 Inland Empire Open/1
- (62) **MISC. PGA TOUR STATISTICS**
- (102) **Career Low Round/Round:** 69—1997 Greater Vancouver Open/1



Steve Pleis (PLICE)

EXEMPT STATUS: 27th Nationwide Tour Qualifier at the 2004 PGA TOUR Qualifying Tournament

FULL NAME: Steven Haddock Pleis

HEIGHT: 6-3

WEIGHT: 210

BIRTHDATE: February 16, 1967

BIRTHPLACE: St. Louis, MO

RESIDENCE: Prarish, FL; plays out of River Wilderness

FAMILY: Single

TURNED PROFESSIONAL: 1989

BEST NATIONWIDE TOUR CAREER FINISH: T32—1996 Gateway Classic.

PROFESSIONAL CAREER:

Will be playing his rookie season on the 2005 Nationwide Tour. Has made four cuts in 12 career starts on Tour, with a T32 at the 1996 Gateway Classic his best showing. Member of the 2000 Canadian Tour and the 2004 Hooters Tour. Made the cut in 16 of 20 starts last year. His best showing, a T6, came at the season-ending event. Finished No. 32 on the money list.

PERSONAL:

Got his start in golf from his dad.

NATIONWIDE TOUR CAREER SUMMARY

PLAYOFF RECORD: 0-0

Year	Events Played	Cuts Made	1st	2nd	3rd	Top 10	Top 25	Earnings	Rank
1992	1	1						\$631	287
1995	2								
1996	5	2						1,565	201
1997	2	1						720	253
2000	1								
2003	1								
Total	12	4						2,916	

CAREER STATISTICS

MISC. NATIONWIDE TOUR STATISTICS

Career Low Round/Round: 68—1997 Miami Valley Open/1

Career Largest Paycheck/Finish:

\$1,140—1996 Gateway Classic/T32



Rick Price

EXEMPT STATUS: 57th on the 2004 Nationwide Tour money list

FULL NAME: Richard N. Price III

HEIGHT: 6-0

WEIGHT: 160

BIRTHDATE: May 18, 1968

BIRTHPLACE: Reading, PA

RESIDENCE: Jupiter, FL; plays out of Jupiter Dunes CC

FAMILY: Wife, Melinda; Cody

EDUCATION: Methodist College

SPECIAL INTERESTS: Sports

TURNED PROFESSIONAL: 1987

BEST NATIONWIDE TOUR CAREER FINISH: 2—2004 Chitimacha Louisiana Open.

BEST 2004 NATIONWIDE TOUR FINISHES: 2—Chitimacha Louisiana Open; T3—BMW Charity Pro-Am at The Cliffs.

PROFESSIONAL CAREER:

Member of the Nationwide Tour in 1999-2001 and 2003-04. Made the cut in 13 of 28 starts on the 2004 Nationwide Tour, including three top-25 finishes. Ranked No. 57 on the final money list, with \$104,008. Had a solo second-place finish at the Chitimacha Louisiana Open. His 15-under-par 273 was just one short of Jimmy Walker's winning total. Collected \$51,300 for his play. Only other top 10 came at the BMW Charity Pro-Am at The Cliffs (T3). Made the cut in 13 of 23 events on the 2003 Nationwide Tour. Wrapped up the season with \$70,307 and the No. 71 spot on the final money list. Posted six top-25 finishes, including two inside the top 10 at the Dayton Open (T6) and the Clearwater Classic (T9). Was never worse than a T6 after each round at Dayton. Was T4 at the halfway point of the Alberta Calgary Classic. Missed the cut at the 2002 Louisiana Open, his only Nationwide Tour start that year. Made the cut in 14 of 23 starts on the 2001 Nationwide Tour, with four top-25 finishes. Best showing was a third-place effort at the Fort Smith Classic. Shared the 54-hole lead with Jay Delsing and Jeff Freeman. Posted a final-round 66 but missed a playoff by one stroke. Made the cut in eight of 19 events in 2000, with two top-25 finishes, both T19 showings. Posted a 7-under-par 65 in the first round of the Wichita Open and trailed by just one stroke after the opening 18. Moved into contention at the Fort Smith Classic after carding a 6-under 64 in the third round. Was tied for fifth place, just two strokes back of 54-hole leader Tim Clark but faded to a T38 showing with a final-round 77. Finished 14th on the 1999 TearDrop Tour money list. Won the 1999 New Bern Classic in North Carolina. Has 20 mini-tour wins to his credit. Qualified for the 1991 U.S. Open at Hazeltine in Minnesota. Posted rounds of 77-74 to miss the cut.

PERSONAL:

Was an assistant golf professional before becoming a touring pro. Married to former LPGA player Melinda Daniels-Price.

NATIONWIDE TOUR CAREER SUMMARY

PLAYOFF RECORD: 0-0

Year	Events Played	Cuts Made	1st	2nd	3rd	Top 10	Top 25	Earnings	Rank
1997	2	1					1	\$1,603	202
1998	1	1						360	300
1999	20	5					1	5,508	152
2000	19	8					2	21,696	137
2001	23	14			1	1	4	60,237	70
2002	1								
2003	23	13				2	6	70,307	71
2004	28	13		1	1	2	3	104,008	57
Total	117	55		1	2	5	17	263,719	

PGA TOUR CAREER SUMMARY

PLAYOFF RECORD: 0-0

Year	Events Played	Cuts Made	1st	2nd	3rd	Top 10	Top 25	Earnings	Rank
1990	1								
1991	1								
Total	2								

COMBINED ALL-TIME MONEY (3 TOURS):

\$263,719

Rick Price (Continued)

PGA TOUR TOP TOURNAMENT SUMMARY

Year	91
U.S. Open	CUT

CAREER STATISTICS

2004 NATIONWIDE TOUR STATISTICS

Scoring Average	.71.78
Driving Distance	.287.2
Driving Accuracy Percentage	.66.3%
Total Driving	.132
Greens in Regulation Pct.	.66.6%
Putting Average	.1.788
Sand Save Percentage	.45.7%
Eagles (Holes per)	.295.2
Birdie Average	.3.55
All-Around Ranking	.622
Scoring Avg Before Cut	.71.61
Scoring Avg 3rd Rnd	.72.23
Scoring Avg Final Rnd	.72.08
Birdie Conversion %	.29.8%
Par Breakers	.20.1%

MISC. NATIONWIDE TOUR STATISTICS

(102) 2004 Low Round/Round: 65—BMW Charity
(93) Pro-Am at The Cliffs/2
(39) Career Low Round/Round: 64—2000 Fort
(47) Smith Classic/3
(71) Career Largest Paycheck/Finish:
(67) \$51,300—2004 Chitimacha Louisiana Open/2
(88) MISC. PGA TOUR STATISTICS
(103) Career Low Round/Round: 74—1991 U.S.
(59) Open Championship/2
(83)
(99)
(112)
(90)
(49)
(63)



Dicky Pride

EXEMPT STATUS: 17th Nationwide Tour Qualifier at the 2004 PGA TOUR Qualifying Tournament
FULL NAME: Richard Fletcher Pride III
HEIGHT: 6-0
WEIGHT: 175
BIRTHDATE: July 15, 1969
BIRTHPLACE: Tuscaloosa, AL

RESIDENCE: Orlando, FL
FAMILY: Wife, Kim; Isabelle (10/12/99), Fletcher (10/2/01)
EDUCATION: University of Alabama
SPECIAL INTERESTS: Basketball, reading, University of Alabama football
TURNED PROFESSIONAL: 1992

BEST NATIONWIDE TOUR CAREER FINISH: T11—2002 Hibernia Southern Open, 2003 SAS Carolina Classic.

BEST 2004 NATIONWIDE TOUR FINISHES: T22—First Tee Arkansas Classic, Northeast Pennsylvania Classic.

PGA TOUR VICTORIES (1): 1994 Federal Express St. Jude Classic.

BEST 2004 PGA TOUR FINISH: T5—Michelin Championship at Las Vegas.

PROFESSIONAL CAREER:

Finished 184th on 2004 PGA TOUR money list. Only top-10 of the season came in October, a T5 at the Michelin Championship at Las Vegas. Trained Tom Lehman by one stroke after 54 holes and finished two strokes behind winner Andre Stolz after bogeying the 72nd hole. It was his best finish on TOUR since a fifth at the 1999 Motorola Western Open. In 2003, split time between the PGA TOUR and Nationwide Tour. Made 14 cuts on the PGA TOUR and finished in the top 20 six times. Earned a career-best \$483,923 in a single season. Missed four months of the 2002 season due to an attack of gallstones and pancreatitis. Had to be fed through a tube for two months and had his gall bladder removed. After T25 finish at the Touchstone Energy Tucson Open in late February, did not play again until late June at the Canon Greater Hartford Open. Played in 27 events in 2001 and posted one top-10 in the last full-field events of the season, a T6 at Southern Farm Bureau Classic. Began the week at No. 190 on the PGA TOUR money list. A \$72,600 payday moved him the No. 170. Won 1994 Federal Express St. Jude Classic in rookie season. A 20-foot putt on 72nd hole earned spot in playoff with Hal Sutton and Gene Sauers. Holed 25-foot birdie putt on first extra hole to win. First top-10 finish of PGA TOUR career came at 1994 Deposit Guaranty Golf Classic two weeks earlier, a T8. Early in 1994, rescheduled his wedding day so it wouldn't conflict with PGA TOUR National Qualifying Tournament. That year's victory at Federal Express St. Jude Classic made qualifying unnecessary. Later that season won a Buick for soon-to-be wife Kim with a hole-in-one at Buick Challenge.

AMATEUR CAREER:

Despite not playing golf as a freshman at Alabama, and not seeing any action as a sophomore walk-on, still was twice named All-Southeastern Conference at Alabama. Semifinalist in 1991 U.S. Amateur.

NATIONWIDE TOUR CAREER SUMMARY

PLAYOFF RECORD: 0-0

Year	Events Played	Cuts Made	1st	2nd	3rd	Top 10	Top 25	Earnings	Rank
1993	1	1						\$960	212
1994	2	2					2	3,971	149
1996	1								
1998	3	2					1	2,333	196
2001	1	1						1,105	316
2002	1	1					1	9,350	180
2003	6	5					3	24,696	128
2004	3	3					2	11,695	183
Total	18	15					9	54,109	

PGA TOUR CAREER SUMMARY

PLAYOFF RECORD: 1-0

Year	Events Played	Cuts Made	1st	2nd	3rd	Top 10	Top 25	Earnings	Rank
1992	1								
1994	27	12	1			2	3	\$305,769	57
1995	31	12				1	4	97,712	161
1996	27	14			1	2	2	167,852	125
1997	32	7					2	45,830	207
1998	26	4						27,680	234
1999	29	14				2	5	381,040	109
2000	35	14				1	2	233,720	153
2001	27	12				1	2	206,022	170
2002	16	9					3	142,556	190
2003	23	14				1	6	483,923	127
2004	23	10				1	1	230,329	184
Total	297	122	1		1	11	30	2,322,431	

COMBINED ALL-TIME MONEY (3 TOURS):

\$2,376,540

Dicky Pride (Continued)

PGA TOUR TOP TOURNAMENT SUMMARY

Year	92	93	94	95	96	97	98	99	00	01	02	03
Masters				CUT								
U.S. Open		CUT								CUT		T28
PGA			T73									
THE PLAYERS				T49		CUT			CUT			

CAREER STATISTICS

2004 NATIONWIDE TOUR STATISTICS

Scoring Average	.70.75	(N/A)
Driving Distance	281.5	(N/A)
Driving Accuracy Percentage	.75.6%	(N/A)
Total Driving	1,998	(N/A)
Greens in Regulation Pct.	.66.7%	(N/A)
Putting Average	1.736	(N/A)
Sand Save Percentage	.36.4%	(N/A)
Birdie Average	4.00	(N/A)
Scoring Avg Before Cut	.70.00	(N/A)
Scoring Avg 3rd Rnd	.70.33	(N/A)
Scoring Avg Final Rnd	.72.67	(N/A)
Birdie Conversion %	.32.6%	(N/A)
Par Breakers	.22.2%	(N/A)

MISC. NATIONWIDE TOUR STATISTICS

2004 Low Round/Round: 65—LaSalle Bank Open/1
Career Low Round/Round: 65—2004 LaSalle Bank Open/1
Career Largest Paycheck/Finish:
\$10,250—2003 SAS Carolina Classic/T11
MISC. PGA TOUR STATISTICS
2004 Low Round/Round: 66—2 times, most recent Michelin Championship at Las Vegas/1
Career Low Round/Round: 64—2 times, most recent 2001 Bell Canadian Open/2
Career Largest Paycheck/Finish:
\$225,000—1994 Federal Express St. Jude Classic/1

Jeff Quinney



EXEMPT STATUS: 2004 Tournament winner
FULL NAME: Jeffrey Michael Quinney
HEIGHT: 6-1
WEIGHT: 190
BIRTHDATE: November 17, 1978
BIRTHPLACE: Eugene, OR
RESIDENCE: Scottsdale, AZ

FAMILY: Single
EDUCATION: Arizona State University (2001, Finance)
SPECIAL INTERESTS: Movies, poker
TURNED PROFESSIONAL: 2001

NATIONWIDE TOUR VICTORIES (1): 2004 Oregon Classic.

BEST 2004 NATIONWIDE TOUR FINISHES: 1—Oregon Classic; T4—Lake Erie Charity Classic at Peek 'n Peak Resort; T9—Knoxville Open.

BEST PGA TOUR CAREER FINISH: 29—2002 The INTERNATIONAL Presented by Qwest.

PROFESSIONAL CAREER:

Made the cut in 10 of 22 starts on the 2004 Nationwide Tour. Ranked No. 46 on the final money list, with \$127,290. Broke through for his first Tour victory at the Oregon Classic. Victory came in front of family and friends as he graduated from South Eugene HS before moving on to star at Arizona State University. Started the event with rounds of 71-71-70 and then posted the lowest final-round score by a winner in 2004 with a course-record, 9-under 63. The victory came one week after James Driscoll won the Virginia Beach Open. It was in 2000 that he bested Driscoll on the 39th hole to win the U.S. Amateur Championship. Collected a career-best \$81,000 for his efforts. Other top-10 finishes came at the Lake Erie Charity Classic (T4) and the Knoxville Open (T9). Made the cut in three of eight Nationwide Tour starts in 2003. Missed the cut in his first five events before cashing a check at the Albertsons Boise Open. Was T26 after 36 holes but carded weekend rounds of 68-67 to T4 and collect \$23,625. Final round at Boise was highlighted by a hole-in-one. Played in eight Nationwide Tour events in 2002 and made the cut in six. Played the last three rounds at the Dayton Open in 17-under-par to finish T7, his only top-10 of the year. Opening-round 66 left him one shot off the lead in front of hometown family and friends at the Oregon Classic. Has made the cut in four of 15 career starts on the PGA TOUR, with a career-best T29 at The 2002 INTERNATIONAL. Finished No. 2 on the 2002 Canadian Tour Order of Merit (\$83,011) and No. 2 in scoring average (69.82). Made the cut in seven of 12 starts, with five top-five finishes. Registered wins at the Scottsdale Swing at McCormick Ranch and the Bay Mills Open. Opening-round 63 at Scottsdale was a course record.

AMATEUR CAREER:

United States Walker Cup and Palmer Cup team member in 2001. Winner of the 2000 U.S. Amateur. Holed a 30-foot birdie putt to defeat James Driscoll, 1-up, in 39 holes at Baltusrol in Springfield, N.J. Defeated Matt Weibring and Lucas Glover in his first two

matches that week. Member of the 2000 U.S. World Amateur team. Finished T11 at the 1998 NCAA Championship. Named MVP of his high school basketball team in Eugene, OR. Youngest of four boys in his family, all of whom played Division I sports. His dad also played collegiate basketball.

PERSONAL:

Cites winning the U.S. Amateur, as well as playing in major championships with Tiger Woods and Vijay Singh, as his biggest thrills in golf.

NATIONWIDE TOUR CAREER SUMMARY

PLAYOFF RECORD: 0-0

Year	Events Played	Cuts Made	1st	2nd	3rd	Top 10	Top 25	Earnings	Rank
2001	1	1					1	\$5,868	200
2002	8	6				1	1	24,126	129
2003	8	3				1	1	28,910	117
2004	22	10	1			3	3	127,290	46
Total	39	20	1			5	6	186,193	

PGA TOUR CAREER SUMMARY

PLAYOFF RECORD: 0-0

Year	Events Played	Cuts Made	1st	2nd	3rd	Top 10	Top 25	Earnings	Rank
2000A	1								
2001A	1								
2001	6	1						\$11,400	
2002	5	2						40,310	
2003	2	1						14,550	
Total	15	4						66,260	

COMBINED ALL-TIME MONEY (3 TOURS):

\$252,453

Jeff Quinney (Continued)

PGA TOUR TOP TOURNAMENT SUMMARY

Year	01
Masters	CUT
U.S. Open	CUT
British Open	CUT

CAREER STATISTICS

2004 NATIONWIDE TOUR STATISTICS

Scoring Average	.71.33
Driving Distance	.281.9
Driving Accuracy Percentage	.64.2%
Total Driving	.192
Greens in Regulation Pct.	.63.5%
Putting Average	.1.767
Sand Save Percentage	.52.2%
Eagles (Holes per)	.192.0
Birdie Average	.3.58
All-Around Ranking	.561
Scoring Avg Before Cut	.70.95
Scoring Avg 3rd Rnd	.72.50
Scoring Avg Final Rnd	.71.80
Birdie Conversion %	.30.2%
Par Breakers	.20.4%

MISC. NATIONWIDE TOUR STATISTICS

(72) 2004 Low Round/Round: 63—Oregon Classic/4
(71) Career Low Round/Round: 63—2004 Oregon Classic/4
(125) Career Largest Paycheck/Finish: \$81,000—2004 Oregon Classic/1
(31) MISC. PGA TOUR STATISTICS
(28) Career Low Round/Round: 67—2002 Valero Texas Open/2
(56) Career Largest Paycheck/Finish: \$31,950—2002 The INTERNATIONAL Presented by Qwest/29
(48)
(120)
(78)
(43)
(56)



Jim Rutledge

EXEMPT STATUS: 7th Nationwide Tour Qualifier at the 2004 PGA TOUR Qualifying Tournament

FULL NAME: James Edgar Rutledge

HEIGHT: 5-11

WEIGHT: 180

BIRTHDATE: August 26, 1959

BIRTHPLACE: Victoria, British Columbia, Canada

RESIDENCE: Victoria, British Columbia, Canada; plays out of Victoria GC

FAMILY: Wife, Jill; Ryan (5/11/89)

SPECIAL INTERESTS: Family

TURNED PROFESSIONAL: 1978

BEST NATIONWIDE TOUR CAREER FINISH: T5—2004 Alberta Classic.

BEST 2004 NATIONWIDE TOUR FINISH: T5—Alberta Classic.

BEST PGA TOUR CAREER FINISH: T26—1982 Canadian Open.

BEST 2004 PGA TOUR FINISH: T47—Bell Canadian Open.

PROFESSIONAL CAREER:

Member of the Nationwide Tour in 2001-04. Made the cut in 17 of 26 starts in 2004. Six top-25 finishes left him No. 70 on the final money list, with \$82,412. Finished 9-under-par 279 for his only top-10 of the season at the Alberta Classic (T5). Made the cut in seven of 12 starts in 2003, with his best finish a T29 at the Samsung Canadian PGA Championship. Made the cut in 12 of 17 events in 2002, with a pair of top-25 finishes—T24 at the Richmond Open and T23 at the Hershey Open. Closed the year by making the cut in eight of his last nine starts, finishing the year No. 110 on the money list. Ranked No. 2 in Bounce Back (26.5 percent) and No. 5 in Par 5 Birdies (46.8 percent). Made the cut in seven of 12 tournaments as a rookie on the Nationwide Tour in 2001. Best tournament was a T17 at the Richmond Open. Member of the Canadian Tour for most of his professional career. Has six Canadian Tour victories, including the 1995 Montclair PEI Classic, 1994 Alberta Open, 1984 CPGA Championship and 1979, 1981 and 1999 British Columbia Opens. Has finished third on the Canadian Tour Order of Merit three times. Winner of the 1995 Indian Open. Member of the Canadian World Cup team in 1984 and 1995. Two-time Dunhill Cup member (1993, '96). Has played the Asian Tour and European Tour. Third on the 1994 Asian Tour Order of Merit. Has made the cut in eight of 29 career PGA TOUR starts, with his best finish coming in his first career start at the 1982 Canadian Open (T26).

AMATEUR CAREER:

1977 Canadian Junior Championship and 1975 Canadian Juvenile Championship winner.

NATIONWIDE TOUR CAREER SUMMARY

PLAYOFF RECORD: 0-0

Year	Events Played	Cuts Made	1st	2nd	3rd	Top 10	Top 25	Earnings	Rank
2001	12	7					1	\$16,673	145
2002	17	12					2	32,772	110
2003	12	7						13,688	176
2004	26	17				1	6	82,412	70
Total	67	43				1	9	145,545	

PGA TOUR CAREER SUMMARY

PLAYOFF RECORD: 0-0

Year	Events Played	Cuts Made	1st	2nd	3rd	Top 10	Top 25	Earnings	Rank
1980	1								
1982	2	1						\$3,081	234
1983	1								
1984	3								
1985	6	3						3,913	211
1986	5	3						3,785	235
1987	2								
1989	1								
1993	1								
1994	1								
1996	1								
1997	1								
1998	1								
2002	1								
2003	1								
2004	1	1						11,898	
Total	29	8						22,677	

COMBINED ALL-TIME MONEY (3 TOURS):

\$168,222

Jim Rutledge (Continued)

PGA TOUR TOP TOURNAMENT SUMMARY

Year	90	91
British Open	T57	CUT

CAREER STATISTICS

2004 NATIONWIDE TOUR STATISTICS

Scoring Average	.70.85
Driving Distance	.293.4
Driving Accuracy Percentage	.65.4%
Total Driving	.105
Greens in Regulation Pct.	.71.2%
Putting Average	.1.822
Sand Save Percentage	.46.0%
Eagles (Holes per)	.221.1
Birdie Average	.3.38
All-Around Ranking	.525
Scoring Avg Before Cut	.70.83
Scoring Avg 3rd Rnd	.71.71
Scoring Avg Final Rnd	.70.06
Birdie Conversion %	.26.5%
Par Breakers	.19.3%

MISC. NATIONWIDE TOUR STATISTICS

(37) 2004 Low Round/Round: 66—2 times, most recent Gila River Classic at Wild Horse Pass Resort/2
(54) Career Low Round/Round: 65—2 times, most recent 2001 Gila River Classic at Wild Horse Pass Resort/4
(73) Career Largest Paycheck/Finish: \$16,425—2004 Alberta Classic/T5
(94) MISC. PGA TOUR STATISTICS
(56) 2004 Low Round/Round: 69—Bell Canadian Open/4
(40) Career Low Round/Round: 67—2 times, most recent 1986 Buick Open/1
(91) Career Largest Paycheck/Finish: \$11,898—2004 Bell Canadian Open/T47
(114) (92)



Andy Sanders

EXEMPT STATUS: Special Members/Medical
FULL NAME: Andy Sanders
HEIGHT: 5-11
WEIGHT: 175
BIRTHDATE: November 8, 1978
BIRTHPLACE: Big Rapids, MI
RESIDENCE: Houston, TX

FAMILY: Single
EDUCATION: University of Houston
TURNED PROFESSIONAL: 2002

BEST NATIONWIDE TOUR CAREER FINISH: T2—2002 Fort Smith Classic.

BEST 2004 NATIONWIDE TOUR FINISH: T42—Scholarship America Showdown.

PROFESSIONAL CAREER:

Member of the Nationwide Tour in 2002-04. Made two cuts in 14 appearances on Tour in 2004, with a T42 at the Scholarship America Showdown his best outing. Did not tee it up after mid-August. Made the cut in three of 13 starts on Tour in 2003, with a T9 at the Samsung Canadian PGA Championship his best finish. Played his way onto the Nationwide Tour in 2002 after making the cut in seven of 13 events, including three top-10 finishes to start the season. Monday qualifier at the Louisiana Open, where he T8. Had a T10 the following week at the Arkansas Classic, followed by a third straight top-10 the next week with a T5 at the BMW Charity Pro-Am at The Cliffs. Ranked No. 3 in Third-Round Scoring Average (68.71) and No. 9 in Driving Accuracy Percentage (71.3 percent). Qualified for the U.S. Open but missed the cut at the Bethpage State Park.

AMATEUR CAREER:

University of Houston teammate of former Nationwide Tour player Victor Schwamkrug. Three-time first-team all-conference selection. Second-team selection as a freshman. Named Conference USA Freshman of the Year in 1998. Helped the Cougars to four straight Conference USA team titles. Individual medalist during sophomore and junior seasons. Led Houston to fourth-place finish at 2000 NCAA Championship. Finished T7 individually. Two-time Ohio state champion in high school. Three-time Cincinnati high school player of the year.

PERSONAL:

Father is a PGA professional.

NATIONWIDE TOUR CAREER SUMMARY

PLAYOFF RECORD: 0-0

Year	Events Played	Cuts Made	1st	2nd	3rd	Top 10	Top 25	Earnings	Rank
2002	13	7		1		4	5	\$84,177	55
2003	13	3				1	2	22,641	137
2004	14	2						3,659	255
Total	40	12		1		5	7	110,477	

PGA TOUR CAREER SUMMARY

PLAYOFF RECORD: 0-0

Year	Events Played	Cuts Made	1st	2nd	3rd	Top 10	Top 25	Earnings	Rank
2002	1								
2003	1								
Total	2								

COMBINED ALL-TIME MONEY (3 TOURS):

\$110,477

PGA TOUR TOP TOURNAMENT SUMMARY

Year	02
U.S. Open	CUT

CAREER STATISTICS

2004 NATIONWIDE TOUR STATISTICS

Scoring Average	.72.43
Driving Distance	.285.8
Driving Accuracy Percentage	.64.1%
Total Driving	(N/A)
Greens in Regulation Pct.	.63.1%
Putting Average	.1.815
Sand Save Percentage	.35.0%
Eagles (Holes per)	.540.0
Birdie Average	.3.13
Scoring Avg Before Cut	.72.23
Scoring Avg 3rd Rnd	.73.50
Scoring Avg Final Rnd	.74.00
Birdie Conversion %	.26.4%
Par Breakers	.17.6%

MISC. NATIONWIDE TOUR STATISTICS

(N/A) 2004 Low Round/Round: 65—Scholarship America Showdown/2
(N/A) Career Low Round/Round: 64—2 times, most recent 2002 Preferred Health Systems Wichita Open/2
(N/A) Career Largest Paycheck/Finish: \$31,733—2002 Fort Smith Classic/T2
(N/A) MISC. PGA TOUR STATISTICS
(N/A) Career Low Round/Round: 74—2 times, most recent 2003 AT&T Pebble Beach National Pro-Am/3
(N/A)
(N/A)



Tom Scherrer

EXEMPT STATUS: 43rd on the 2004 Nationwide Tour money list

FULL NAME: Thomas Cregg Scherrer

HEIGHT: 6-0

WEIGHT: 210

BIRTHDATE: July 20, 1970

BIRTHPLACE: Skaneateles, NY

RESIDENCE: Raleigh, NC

FAMILY: Wife, Jennifer; two children

EDUCATION: University of North Carolina

SPECIAL INTERESTS: Family, reading

TURNED PROFESSIONAL: 1992

NATIONWIDE TOUR VICTORIES (2): 1995 Knoxville Open. 1998 Upstate Classic.

BEST 2004 NATIONWIDE TOUR FINISHES: 2—BellSouth Panama Championship; T5—Virginia Beach Open; 6—Price Cutter Charity Championship; T10—Albertsons Boise Open.

PGA TOUR VICTORIES (1): 2000 Kemper Insurance Open.

PROFESSIONAL CAREER:

Member of the PGA TOUR in 1996 and 1999-2003 and the Nationwide Tour 1994-95, 1997-98 and 2004. Made the cut in 15 of 26 tournaments on the 2004 Nationwide Tour, including seven top-25 finishes. Ranked No. 43 on the final money list, with \$137,738. Opened the season with a runner-up showing at the BellSouth Panama Championship. At 2-under-par 278, was one of just three players to finish the event below par. Finished a distant five strokes behind winner Jimmy Walker, but still collected \$54,000 for his efforts. Additional top-10 finishes were turned in at the Virginia Beach Open (T5), Price Cutter Charity Championship (sixth) and the Albertsons Boise Open (T10). Split time on both Tours in 2003, with a combined 26 starts and 14 cuts made. Best finish was a T10 at the Lake Erie Charity Classic in late June. Second-round 64 got him into a T6 at the halfway point of the 84 Lumber Classic of Pennsylvania, where he T16. Made the cut in 15 of 34 PGA TOUR starts in 2002, with his only top-10 finish coming in late August at the Air Canada Championship. Final-round 65 moved him up the leaderboard for a solo sixth finish, his best effort since he finished alone in fourth at the 1999 Michelob Championship at Kingsmill. Made Masters debut in 2001 after turning down invitation in 1993 as runner-up in 1992 U.S. Amateur. Turned professional then and joined the Nationwide Tour. Finished 25th at Augusta National. Earned his first PGA TOUR title at the 2000 Kemper Insurance Open, his 84th career start. At Kemper, defeated five players by two strokes. Only player to shoot sub-70 rounds each day and his 67-68-69-67—271 effort earned \$540,000. Became the season's fifth first-time winner, also ninth player to win first TOUR title at Kemper Insurance Open. Had a T23 at 1999 U.S. Open, which made him the low finisher among 46 first-time participants. Captured the 1998 Upstate Classic and finished 14th on Nationwide Tour money list to earn 1999 PGA TOUR card. Finished sixth on 1995 Nationwide Tour money list after setting Nationwide Tour record by appearing in playoffs in three consecutive weeks. Won one of those playoffs at the Knoxville Open.

AMATEUR CAREER:

Winner of 1990 North and South Amateur Championship. Runner-up to Justin Leonard in 1992 U.S. Amateur. Member of 1991 U.S. Walker Cup team.

PERSONAL:

Captain of hockey team that won state high school championship in New York.

NATIONWIDE TOUR CAREER SUMMARY

PLAYOFF RECORD: 1-4

Year	Events Played	Cuts Made	1st	2nd	3rd	Top 10	Top 25	Earnings	Rank
1993	8	1						\$613	248
1994	27	18		1	1	8	14	87,131	19
1995	25	19	1	2		9	15	143,404	6
1997	27	16		1		5	10	60,342	36
1998	26	17	1	2		6	12	129,134	14
2003	10	7				1	3	25,825	127
2004	26	15		1		4	7	137,738	43
Total	149	93	2	7	1	33	61	584,187	

PGA TOUR CAREER SUMMARY

PLAYOFF RECORD: 0-0

Year	Events Played	Cuts Made	1st	2nd	3rd	Top 10	Top 25	Earnings	Rank
1992	1								
1996	34	12			1	1	1	\$136,323	141
1997	3	2						6,372	292
1999	29	20				2	8	427,849	92
2000	33	19	1	1		4	7	1,263,585	35
2001	28	9					2	212,091	167
2002	34	15				1	4	356,657	150
2003	16	7					2	122,431	198
2004	1								
Total	179	84	1	1	1	8	24	2,525,306	

COMBINED ALL-TIME MONEY (3 TOURS):

\$3,109,493

PGA TOUR TOP TOURNAMENT SUMMARY

Year	96	97	98	99	00	01	02
Masters						25	
U.S. Open				T23			
British Open					CUT		
PGA					W/D		
THE PLAYERS		CUT			CUT	CUT	
WGC-Accenture Match Play						T33	

CAREER STATISTICS

2004 NATIONWIDE TOUR STATISTICS

Scoring Average	.71.03
Driving Distance	.291.4
Driving Accuracy Percentage	.65.8%
Total Driving	.114
Greens in Regulation Pct.	.68.9%
Putting Average	.1.810
Sand Save Percentage	.51.8%
Eagles (Holes per)	.240.0
Birdie Average	.3.33
All-Around Ranking	.504
Scoring Avg Before Cut	.71.06
Scoring Avg 3rd Rnd	.70.93
Scoring Avg Final Rnd	.71.00
Birdie Conversion %	.26.5%
Par Breakers	.18.9%

MISC. NATIONWIDE TOUR STATISTICS

(49) 2004 Low Round/Round: 65—Price Cutter Charity Championship/3
(44) Career Low Round/Round: 64—3 times, (31) most recent 1998 San Jose Open/1
(36) Career Largest Paycheck/Finish: (96) \$54,000—2004 BellSouth Panama Championship/2
(79) MISC. PGA TOUR STATISTICS
(99) 2004 Low Round/Round: 70—Booz Allen (50) Classic/1
(62) Career Low Round/Round: 63—1999 Canon Greater Hartford Open/1
(40) Career Largest Paycheck/Finish: (114) \$540,000—2000 Kemper Insurance Open/1 (99)



Jason Schultz

EXEMPT STATUS: 40th on the 2004 Nationwide Tour money list

FULL NAME: Jason Robert Schultz

HEIGHT: 5-10

WEIGHT: 180

BIRTHDATE: March 29, 1973

BIRTHPLACE: Tampa, FL

RESIDENCE: Dallas, TX

FAMILY: Wife, Stacey

EDUCATION: University of Missouri (1996, Hotel and Restaurant Management)

SPECIAL INTERESTS: Reading, running, music

TURNED PROFESSIONAL: 1996

BEST NATIONWIDE TOUR CAREER FINISH: 3—2004 Gila River Classic at Wild Horse Pass Resort.

BEST 2004 NATIONWIDE TOUR FINISHES: 3—Gila River Classic at Wild Horse Pass Resort; T4—Oregon Classic; T6—Pete Dye West Virginia Classic Presented by National Mining Association; T8—Alberta Classic; T10—Nationwide Tour Championship.

PROFESSIONAL CAREER:

Member of the Nationwide Tour in 1999, 2001 and 2003-04. Made the cut in 16 of 22 starts on Tour in 2004. Ranked No. 40 on the final money list, with \$139,418. Finished inside the top 25 in nine tournaments, including a season-best solo-third-place finish at the Gila River Golf Classic. Finished the tournament 15-under-par 273, nine strokes behind Chris Nallen's blistering pace. Earned \$32,300 for his play. Other top-10 performances came at the Oregon Classic (T4), Pete Dye West Virginia Classic (T6), Alberta Classic (T8) and the Tour Championship (T10). Equaled the best birdie-eagle streak of the season by going 6-under (B-B-B-B-E) on Nos. 14-18 in the second round of the Henrico County Open. Made the cut in nine of 23 appearances on the 2003 Nationwide Tour. Wrapped up the season No. 84 on the money list, with \$53,463. Finished T7 in his final event of the season at the Miccosukee Championship, where he recorded the 29th double eagle in Tour history during the opening round. Only other top-10 was T10 at the Preferred Health Systems Wichita Open. Made the cut in 10 of 17 starts during the 2001 season, with three top-25 finishes and a season-best T9 at the Utah Classic. Finished No. 23 on the 2002 Canadian Tour Order of Merit. T6 at the Victoria Open and T7 at the Lewis Chitengwa Memorial Championship. Made the cut in two of 13 Nationwide Tour events in 1999, with his best finish a T28 at the Permian Basin Open. Only PGA TOUR start came at the 1999 Sony Open in Hawaii where he missed the cut.

AMATEUR CAREER:

Named 1995 Missouri Amateur of the Year.

PERSONAL:

His grandfather started him in golf at age 11, buying him a set of clubs and a junior membership. Lists his grandfather Bob Bushmeyer and Jack Nicklaus as his heroes. Has worked as a substitute teacher.

NATIONWIDE TOUR CAREER SUMMARY

PLAYOFF RECORD: 0-0

Year	Events Played	Cuts Made	1st	2nd	3rd	Top 10	Top 25	Earnings	Rank
1996	1								
1997	2								
1998	2	1					1	\$2,025	201
1999	13	2						1,932	194
2001	17	10				1	3	28,047	116
2002	1								
2003	23	9				2	5	53,463	84
2004	22	16			1	5	9	139,418	40
Total	81	38			1	8	18	224,885	

PGA TOUR CAREER SUMMARY

PLAYOFF RECORD: 0-0

Year	Events Played	Cuts Made	1st	2nd	3rd	Top 10	Top 25	Earnings	Rank
1999	1								
Total	1								

COMBINED ALL-TIME MONEY (3 TOURS):

\$224,885

CAREER STATISTICS

2004 NATIONWIDE TOUR STATISTICS

Scoring Average	.70.32
Driving Distance	.298.1
Driving Accuracy Percentage	.63.2%
Total Driving	.116
Greens in Regulation Pct.	.70.8%
Putting Average	.1.787
Sand Save Percentage	.47.5%
Eagles (Holes per)	.124.4
Birdie Average	.3.74
All-Around Ranking	.332
Scoring Avg Before Cut	.70.34
Scoring Avg 3rd Rnd	.70.06
Scoring Avg Final Rnd	.70.50
Birdie Conversion %	.29.8%
Par Breakers	.21.6%

MISC. NATIONWIDE TOUR STATISTICS

(13)	2004 Low Round/Round: 65 —3 times, most recent Gila River Classic at Wild Horse Pass Resort/3
(81)	Career Low Round/Round: 65 —7 times, most recent 2004 Gila River Classic at Wild Horse Pass Resort/3
(32)	Career Largest Paycheck/Finish: (16) \$32,300 —2004 Gila River Classic at Wild Horse Pass Resort/3
(75)	MISC. PGA TOUR STATISTICS (17) Career Low Round/Round: 72 —1999 Sony Open in Hawaii/1
(22)	
(23)	
(49)	
(32)	



Brent Schwarzrock

EXEMPT STATUS: Former Fully Exempt PGA TOUR member

FULL NAME: Curtis Brent Schwarzrock

HEIGHT: 6-4

WEIGHT: 220

BIRTHDATE: May 11, 1972

BIRTHPLACE: Orlando, FL

RESIDENCE: Sea Island, GA

FAMILY: Wife, Meg

EDUCATION: Brevard Community College (Associate Degree)

SPECIAL INTERESTS: Fishing, hunting

TURNED PROFESSIONAL: 1995

BEST NATIONWIDE TOUR CAREER FINISH: 2—1998 Huntsville Open.

BEST 2004 NATIONWIDE TOUR FINISH: T6—Gila River Classic at Wild Horse Pass Resort.

BEST PGA TOUR CAREER FINISH: T8—2001 Air Canada Championship.

PROFESSIONAL CAREER:

Member of the PGA TOUR from 2000-03 and the Nationwide Tour in 1998 and 2004. Made the cut in 12 of 19 starts on the 2004 Nationwide Tour. Had a season-best T6 at the Gila River Golf Classic. Only other top-25 finish came at the Reese's Cup Classic (T13). Made the cut in 11 of 20 PGA TOUR events in 2003, with a pair of top-25 finishes. Closed the year by making the cut in four of his final five starts. T17 at the John Deere Classic started his run and closed it with a T12 at the FUNAI Classic at the WALT DISNEY WORLD Resort. T6 at the 2003 Chitimacha Louisiana Open, his only start on the Nationwide Tour. Best season on the PGA TOUR came in 2001, when he finished No. 142 on money list with \$322,336 despite being limited to 20 events. Top finish was T8 at the Air Canada Championship, with rounds of 68-68-69-70. Received largest paycheck of career (\$94,500) with T9 at Kemper Insurance Open. Earned a card for the 2001 season by finishing T31 at 2000 PGA TOUR National Qualifying Tournament. Received a Major Medical Extension in 2000 (27 events), but still was having lower-back problems. Played in 19 events, making the cut in six. First qualified to play on the PGA TOUR in 1999 after finishing 11th at 1998 PGA TOUR National Qualifying Tournament. Managed to play only one competitive round due to a nagging lower-back pain. Withdrew after shooting 80 in the first round of the AT&T Pebble Beach National Pro-Am. Finished No. 65 on the 1998 Nationwide Tour money list. Best finish came in a playoff loss to Dennis Paulson at Huntsville Open.

AMATEUR CAREER:

All-American in 1993. Won Florida State College Tournament in 1993.

PERSONAL:

Father got him started in golf at age 10. One of a growing trend on TOUR traveling in motor homes.

NATIONWIDE TOUR CAREER SUMMARY

PLAYOFF RECORD: 0-1

Year	Events Played	Cuts Made	1st	2nd	3rd	Top 10	Top 25	Earnings	Rank
1998	24	10		1		1	2	\$33,535	65
1999	2	1							
2000	4	4				1	1	22,908	133
2003	1	1				1	1	16,506	164
2004	19	12				1	2	41,398	105
Total	50	28		1		4	6	114,347	

PGA TOUR CAREER SUMMARY

PLAYOFF RECORD: 0-0

Year	Events Played	Cuts Made	1st	2nd	3rd	Top 10	Top 25	Earnings	Rank
1999	1								
2000	19	6					2	\$94,347	195
2001	20	11				2	5	322,336	142
2002	9	6					2	160,673	182
2003	20	11					2	216,561	174
2004	1								
Total	70	34				2	11	793,917	

COMBINED ALL-TIME MONEY (3 TOURS):

\$908,264

CAREER STATISTICS

2004 NATIONWIDE TOUR STATISTICS

Scoring Average	.71.73
Driving Distance	.305.4
Driving Accuracy Percentage	.63.2%
Total Driving	.94
Greens in Regulation Pct.	.64.6%
Putting Average	.1.831
Sand Save Percentage	.42.0%
Eagles (Holes per)	.132.8
Birdie Average	.3.29
All-Around Ranking	.673
Scoring Avg Before Cut	.71.00
Scoring Avg 3rd Rnd	.72.33
Scoring Avg Final Rnd	.73.25
Birdie Conversion %	.28.3%
Par Breakers	.19.0%

MISCELLANEOUS NATIONWIDE TOUR STATISTICS

(100) 2004 Low Round/Round: 62—Gila River
(81) Classic at Wild Horse Pass Resort/1
(15) Career Low Round/Round: 62—2004 Gila
(108) River Classic at Wild Horse Pass Resort/1
(131) Career Largest Paycheck/Finish:
(119) \$25,538 —1998 Huntsville Open/2
(19) MISCELLANEOUS PGA TOUR STATISTICS
(102) 2004 Low Round/Round: 70—HP Classic of
(99) New Orleans/2
(54) Career Low Round/Round: 64—3 times,
(117) most recent 2002 AT&T Pebble Beach National
(130) Pro-Am/1
(76) Career Largest Paycheck/Finish:
(95) \$94,500 —2001 Kemper Insurance Open/T9



Scott Simpson

EXEMPT STATUS: 29th Nationwide Tour Qualifier at the 2004 PGA TOUR Qualifying Tournament

FULL NAME: Scott William Simpson

HEIGHT: 6-2

WEIGHT: 205

BIRTHDATE: September 17, 1955

BIRTHPLACE: San Diego, CA

RESIDENCE: San Diego, CA

FAMILY: Wife, Cheryl; Brea Yoshiko (10/10/82), Sean Tokuzo (10/14/86)

EDUCATION: University of Southern California (1978, Business Administration)

SPECIAL INTERESTS: Bible study, family activities, exercise, reading

TURNED PROFESSIONAL: 1977

BEST NATIONWIDE TOUR CAREER FINISH: T54—2003 Chitimacha Louisiana Open.

BEST 2004 NATIONWIDE TOUR FINISH: T54—Chitimacha Louisiana Open.

PGA TOUR VICTORIES (7): 1980 Western Open. 1984 Manufacturers Hanover Westchester Classic. 1987 Greater Greensboro Open, U.S. Open Championship. 1989 BellSouth Atlanta Golf Classic. 1993 GTE Byron Nelson Golf Classic. 1998 Buick Invitational.

BEST 2004 PGA TOUR FINISH: T10—Valero Texas Open.

PROFESSIONAL CAREER:

Past U.S. Open champion, who is eligible to join the Champions Tour in late 2005, competed in 18 TOUR events in 2004, with nine made cuts. T10 finish at Valero Texas Open was first top-10 since T2 at 2001 Greater Greensboro Chrysler Open. Finished outside top 125 in four of the last five seasons. In 2001, returned from broken ankle that sidelined him for all of 2000. Received a Major Medical Exemption and had 29 tournaments to regain exempt status. Started season slowly, with five missed cuts in first six starts. Held first-round lead after opening 66, stood one stroke back after 36 holes and two after 54 holes at Greater Greensboro Chrysler Classic. Finished T2 for first top-10 since T7 at 1999 Buick Invitational and his only one of the season. Earned \$308,000 for the T2 finish or \$200,000 more than he received for his Greensboro victory in 1987. Unable to play the PGA TOUR in 2000 due to broken ankle he suffered while skiing at the end of 1999. Prognosis was ankle could heal without surgery but did not and he underwent surgery in August, which involved inserting seven screws into the ankle and left him on crutches for two months. Most recent victory came in 1998 Buick Invitational. Posted final-round 64, then spent the next couple hours watching his 12-under-par 204 total stand up. Skip Kendall birdied the final hole of regulation to force playoff, but he won with birdie on first extra hole. Came from eight strokes back entering final round, at the time matching PGA TOUR best comeback since 1970. Victory came with former San Diego Chargers quarterback Stan Humphries on his bag. Also became third San Diego native to win Buick Invitational in six years (Phil Mickelson 1993, 2000-01 and Craig Stadler 1994) and fifth overall (Gene Littler 1954 and Billy Casper 1966). Fell out of top 125 in 1997 for first time in his career. Made 16 of 25 cuts and finished in top-25 once. Chose to use one-time top-50 career money list ranking exemption to play in 1998. Impressive 1996 West Coast swing included T2 at Nissan Open, T3 Buick Invitational, T4 United Airlines Hawaiian Open and T6 at Phoenix Open. Named PGA TOUR Player of the Month for February, first to receive award without victory during that span. Earned more money in 1995 than in any other season on the heels of three runners-up paychecks: T2 at Northern Telecom Open, T2 at Motorola Western Open and second at Anheuser-Busch Golf Classic. Recorded a one-stroke victory over Corey Pavin, Billy Mayfair and D.A. Weibring at the 1993 GTE Byron Nelson Classic. Lost 18-hole playoff to Payne Stewart in 1991 U.S. Open at Hazeltine National. Defeated Bob Tway in playoff to win 1989 BellSouth Atlanta Classic. At 1987 U.S. Open, trailed Tom Watson by one stroke heading into final round at The Olympic Club, but closing 68, which included three birdies on back nine, good for one-stroke victory. Also won Greater Greensboro Open that year on way to fourth-place finish on money list. Final-round 65 gave him a five-stroke victory at the 1984 Manufacturers Hanover Westchester Classic. First TOUR victory came at 1980 Western Open, by five strokes over Andy Bean.

AMATEUR CAREER:

NCAA Championship winner and All-American at University of Southern California in 1976-77.

PERSONAL:

Spends a great deal of time with family during season. Has served for 12 years as host of Scott Simpson HBIC Pro-Am in Los Angeles, which benefits Help for Brain-Injured Children. Partnered with actor Bill Murray every year at the AT&T Pebble Beach National Pro-Am.

NATIONWIDE TOUR CAREER SUMMARY									PLAYOFF RECORD: 0-0	
Year	Events Played	Cuts Made	1st	2nd	3rd	Top 10	Top 25	Earnings	Rank	
2003	1	1						\$1,520	313	
Total	1	1						1,520		

PGA TOUR CAREER SUMMARY										PLAYOFF RECORD: 2-3	
Year	Events Played	Cuts Made	1st	2nd	3rd	Top 10	Top 25	Earnings	Rank		
1976	1	1									
1978	1	1					1	\$3,100	189		
1979	30	22				3	7	53,084	74		
1980	30	23	1	1		4	10	141,323	24		
1981	30	21		1	1	3	14	108,793	34		
1982	26	21		2		4	12	146,903	24		
1983	26	23		1		5	12	144,172	38		
1984	27	23	1		1	8	14	248,581	22		
1985	26	23			2	5	14	171,245	39		
1986	23	18		1	1	3	9	202,223	41		
1987	25	22	2		1	10	13	621,032	4		
1988	23	13				1	6	108,301	106		
1989	22	15	1			3	7	298,920	40		
1990	20	12		1	1	3	6	235,309	63		
1991	18	14		1	1	3	9	322,936	51		
1992	22	15				1	6	155,284	97		
1993	22	20	1	1	1	5	9	707,166	14		
1994	21	15		1		2	6	307,884	56		
1995	25	19		3		6	12	795,798	17		
1996	22	14		1	1	4	5	309,648	68		
1997	25	16					3	128,448	149		
1998	20	8	1			1	2	449,777	64		
1999	20	8				1	3	179,006	164		
2001	22	13		1		1	3	512,530	96		
2002	25	6					2	122,115	195		
2003	18	5						78,153	217		
2004	18	9				1	2	190,986	192		
Total	588	400	7	15	10	77	187	6,742,717			
COMBINED ALL-TIME MONEY (3 TOURS):									\$6,744,237		

PGA TOUR TOP TOURNAMENT SUMMARY																		
Year	79	80	81	82	83	84	85	86	87	88	89	90	91					
Masters			CUT		11	40	T41	T25	T27	CUT	T38	T7	T22					
U.S. Open		T43	T23	T15	T13	T25	T15	CUT	1	T6	T6	T14	2					
British Open								T65	T62		T26	T39	T57					
PGA		T30	CUT	T32	T9	T6	T12	T41	T47	CUT	T53	T66	CUT					
THE PLAYERS		CUT	T51	CUT	T2	T61	T33	T33	CUT	T4	CUT	CUT	CUT					
TOUR Championship									15									

PGA TOUR TOP TOURNAMENT SUMMARY (CONTD.)																		
Year	92	93	94	95	96	97	98	99	00	01	02							
Masters	T13	T11	T27		T29	CUT												
U.S. Open	T64	T46	T55	T28	T40	CUT	58											
British Open		T9	CUT	CUT	T32													
PGA		T6	CUT	T54	CUT													
THE PLAYERS	T17	CUT	CUT	T11	CUT	CUT	CUT	CUT			T63							
TOUR Championship		T2		T4														

CAREER STATISTICS

2004 NATIONWIDE TOUR STATISTICS

Scoring Average	70.50	(N/A)
Driving Distance	277.6	(N/A)
Driving Accuracy Percentage	76.9%	(N/A)
Total Driving	1,998	(N/A)
Greens in Regulation Pct.	63.9%	(N/A)
Putting Average	1.739	(N/A)
Sand Save Percentage	40.0%	(N/A)
Birdie Average	4.00	(N/A)
Scoring Avg Before Cut	68.00	(N/A)
Scoring Avg 3rd Rnd	72.00	(N/A)
Scoring Avg Final Rnd	74.00	(N/A)
Birdie Conversion %	34.8%	(N/A)
Par Breakers	22.2%	(N/A)

MISC. NATIONWIDE TOUR STATISTICS

Career Low Round/Round: 66—2003 Chitimacha Louisiana Open/2
Career Largest Paycheck/Finish: \$1,520—2003 Chitimacha Louisiana Open/T54
MISC. PGA TOUR STATISTICS
2004 Low Round/Round: 65—Valero Texas Open/1
Career Low Round/Round: 62—1991 United Hawaiian Open/1
Career Largest Paycheck/Finish: \$378,000—1998 Buick Invitational/1



Jerry Smith

EXEMPT STATUS: 33rd Nationwide Tour Qualifier at the 2004 PGA TOUR Qualifying Tournament

FULL NAME: Jerry Dean Smith

HEIGHT: 6-1

WEIGHT: 180

BIRTHDATE: April 24, 1964

BIRTHPLACE: Council Bluffs, IA

RESIDENCE: Scottsdale, AZ; plays out of TPC of Scottsdale

FAMILY: Wife, Jennifer; Olivia Judith (5/20/01), Giavanna Grace (11/4/02)

EDUCATION: McLennan Junior College, Baylor University (1986, Marketing/Management)

SPECIAL INTERESTS: Reading, movies, family activities

TURNED PROFESSIONAL: 1987

BEST NATIONWIDE TOUR CAREER FINISH: 3—1999 Cleveland Open.

BEST 2004 NATIONWIDE TOUR FINISH: T40—Gila River Classic at Wild Horse Pass Resort.

BEST PGA TOUR CAREER FINISH: T3—2001 National Car Rental Golf Classic Disney.

PROFESSIONAL CAREER:

Member of the Nationwide Tour in 1999 and 2003. Member of the PGA TOUR in 2000-02. Led the Gateway Tour Desert Series money list in 2004, making the cut in 12 of 13 starts. Won three times, had one runner-up and two third-place finishes in his 12 starts. Finished with a scoring average of 68.02. Leading-money-winner status earned him a berth in the 2004 Gila River Golf Classic, where he T40. Missed the cut at the 2004 U. S. Bank Championship in Milwaukee. Last played full-time on the Nationwide Tour in 2003, when he made just two cuts in 18 starts. Made the cut in 12 of 33 starts on the 2002 PGA TOUR, with lone top-10 at the AT&T Pebble Beach National Pro-Am (T5). Round of the year was an opening 66 at the John Deere Classic. Best stretch came with five consecutive cuts made, starting at the Advil Western Open in early July. Finished strong in the 2001 season with a T3 at the National Car Rental Golf Classic at Walt Disney World Resort, which secured his card for the 2002 season. Was one stroke off the lead at Disney through 36 holes. Following third-round 73, closed with a career-best 63 on Sunday. In his first season on the PGA TOUR in 2000, made the cut in 20 of 32 starts. Finished with \$406,591 in earnings, good for 118th on money list. One top-10 and four top-25s all came before the start of August. Opened season with T14 at Sony Open in Hawaii after four sub-par rounds. Posted his first career top-10 at GTE Byron Nelson Golf Classic. Rounds of 68-68-70-67 earned a solo ninth-place finish and \$116,000 payday. Earned his card for 2000 with a seventh-place finish at the 1999 PGA TOUR National Qualifying Tournament. Posted five top-10s as a member of the Nationwide Tour in 1999, including a season-best third-place finish at the Cleveland Open. Has also played on the Asian Omega Tour (1988-89 and 1994-98) and the South American Tour (1995). Winner of the 1998 Guam Open on the Omega Tour.

PERSONAL:

Cites joining the PGA TOUR in 2000 as his biggest thrill in golf. Lists Arnold Palmer and Johnny Miller as his heroes. He is the fourth generation in his family to be in the golf industry. Credits his father, a golf course superintendent for more than 35 years, for getting him involved in golf.

NATIONWIDE TOUR CAREER SUMMARY

PLAYOFF RECORD: 0-0

Year	Events Played	Cuts Made	1st	2nd	3rd	Top 10	Top 25	Earnings	Rank
1991	1								
1993	1								
1994	1								
1998	1	1						\$968	241
1999	27	17			1	5	9	78,272	31
2003	18	2						3,489	256
2004	1	1						2,138	295
Total	50	21			1	5	9	84,865	

PGA TOUR CAREER SUMMARY

PLAYOFF RECORD: 0-0

Year	Events Played	Cuts Made	1st	2nd	3rd	Top 10	Top 25	Earnings	Rank
1988	2	1						\$1,368	296
1993	1								
1994	1	1						1,990	318
2000	32	20				1	4	406,591	118
2001	31	16			1	3	6	592,030	85
2002	33	12				1	1	269,953	163
2003	1								
2004	1								
Total	102	50			1	5	11	1,271,932	

COMBINED ALL-TIME MONEY (3 TOURS):

\$1,356,797

PGA TOUR TOP TOURNAMENT SUMMARY

Year	88	89	90	91	92	93	94	95	96	97	98	99	00
U.S. Open	CUT					CUT							

PGA TOUR TOP TOURNAMENT SUMMARY (CONTD.)

Year	01	02
THE PLAYERS	CUT	CUT

CAREER STATISTICS

2004 NATIONWIDE TOUR STATISTICS

Scoring Average	.70.00
Driving Distance	.305.3
Driving Accuracy Percentage	.50.0%
Total Driving	.1.998
Greens in Regulation Pct.	.66.7%
Putting Average	.1.646
Sand Save Percentage	.16.7%
Eagles (Holes per)	.72.0
Birdie Average	.4.75
Scoring Avg Before Cut	.67.50
Scoring Avg 3rd Rnd	.71.00
Scoring Avg Final Rnd	.74.00
Birdie Conversion %	.41.7%
Par Breakers	.27.8%

MISC. NATIONWIDE TOUR STATISTICS

2004 Low Round/Round: 66 —Gila River Classic at Wild Horse Pass Resort/1
Career Low Round/Round: 66 —5 times, most recent 2004 Gila River Classic at Wild Horse Pass Resort/1
Career Largest Paycheck/Finish: \$18,563 —1999 Cleveland Open/3
MISC. PGA TOUR STATISTICS
2004 Low Round/Round: 70 —U.S. Bank Championship in Milwaukee/2
Career Low Round/Round: 63 —2001 National Car Rental Golf Classic Disney/4
Career Largest Paycheck/Finish: \$197,200 —2001 National Car Rental Golf Classic Disney/T3



Brian Smock

EXEMPT STATUS: 22nd Nationwide Tour Qualifier at the 2004 PGA TOUR Qualifying Tournament

FULL NAME: Brian Wesley Smock

HEIGHT: 5-10

WEIGHT: 210

BIRTHDATE: March 1, 1973

BIRTHPLACE: Honolulu, HI

RESIDENCE: Coronado, CA; plays out of Coronado GC

FAMILY: Single

EDUCATION: Fresno State University

TURNED PROFESSIONAL: 1994

BEST NATIONWIDE TOUR CAREER FINISH: T17—2001 Inland Empire Open.

BEST 2004 NATIONWIDE TOUR FINISH: 63—First Tee Arkansas Classic.

PROFESSIONAL CAREER:

Member of the Nationwide Tour in 1997, making the cut in one of 11 starts. Only made cut was a T52 at the Alabama Classic. T17 at the 2001 Inland Empire Open marks his only top-25 finish on Tour. Has also played on the Gateway Tour. Victory at the 2004 Gateway Tour Championship was one of five career wins on that Tour. Leading money-winner of the Gateway Tour's Pacific Series, with nine cuts in 10 starts. In addition to his win, had a pair of T2 and T5 finishes.

PERSONAL:

Lists firing a final-round 65 to come from seven shots back to win the Gateway Tour Championship as his biggest thrill in golf. His uncle, Ernie Gonzalez, played on the PGA TOUR from 1985-90 and was the winner of the 1986 Pensacola Open.

NATIONWIDE TOUR CAREER SUMMARY

PLAYOFF RECORD: 0-0

Year	Events Played	Cuts Made	1st	2nd	3rd	Top 10	Top 25	Earnings	Rank
1997	11	1						\$490	268
2001	3	1					1	6,163	199
2002	1								
2004	1	1						1,425	347
Total	16	3					1	8,078	

CAREER STATISTICS

2004 NATIONWIDE TOUR STATISTICS

Scoring Average	73.50	(N/A)
Driving Distance	326.5	(N/A)
Driving Accuracy Percentage	62.5%	(N/A)
Total Driving	1,998	(N/A)
Greens in Regulation Pct.	70.8%	(N/A)
Putting Average	1.882	(N/A)
Sand Save Percentage	33.3%	(N/A)
Birdie Average	3.00	(N/A)
Scoring Avg Before Cut	71.00	(N/A)
Scoring Avg 3rd Rnd	75.00	(N/A)
Scoring Avg Final Rnd	77.00	(N/A)
Birdie Conversion %	23.5%	(N/A)
Par Breakers	16.7%	(N/A)

MISC. NATIONWIDE TOUR STATISTICS

2004 Low Round/Round: 68—First Tee Arkansas Classic/2
Career Low Round/Round: 65—2001 Inland Empire Open/1
Career Largest Paycheck/Finish:
\$6,163—2001 Inland Empire Open/T17



Brandt Snedeker

EXEMPT STATUS: 45th on the 2004 Nationwide Tour money list

FULL NAME: Brandt Snedeker

HEIGHT: 6-1

WEIGHT: 185

BIRTHDATE: December 8, 1980

BIRTHPLACE: Nashville, TN

RESIDENCE: Nashville, TN

FAMILY: Single

EDUCATION: Vanderbilt University (2004, Communications)

SPECIAL INTERESTS: Hunting, fishing

TURNED PROFESSIONAL: 2004

BEST NATIONWIDE TOUR CAREER FINISH: 2—2004 Price Cutter Charity Championship.

BEST 2004 NATIONWIDE TOUR FINISHES: 2—Price Cutter Charity Championship; T4—Mark Christopher Charity Classic; T5—Nationwide Tour Championship; 8—Virginia Beach Open; T8—Oregon Classic.

BEST PGA TOUR CAREER FINISH: T27—2004 EDS Byron Nelson Championship.

BEST 2004 PGA TOUR FINISH: T27—EDS Byron Nelson Championship.

PROFESSIONAL CAREER:

Competing as an amateur, finished T41 at the 2004 Masters Tournament. In remaining eight starts on the PGA TOUR as a pro, made the cut in three with T27 at the EDS Byron Nelson Championship his best result. Made the cut in eight of 11 starts during his rookie season on the 2004 Nationwide Tour. Finished inside the top 25 in six events. Ranked No. 45 on the official money list, with \$129,359. After opening his season with a T43 at the Cox Classic, came back the next week with a solo second-place finish at the Price Cutter Charity

Championship. Ended the tournament 24-under-par 264, one shot behind winner Brad Ott. Collected \$56,700 for his efforts. Wrapped up the season with an impressive T5 finish at the Tour Championship, five strokes behind champion Nick Watney. Added top-10 finishes at the Mark Christopher Charity Classic (T4), Virginia Beach Open (eighth) and the Oregon Classic (T8).

AMATEUR CAREER:

Winner of the 2003 U.S. Amateur Public Links Championship. First-team All-American during his junior season at Vanderbilt University, becoming the first-ever Commodore to earn the honor. Spent time during his senior season as the nation's top-ranked golfer according to Golfstat and Golfweek. Recipient of the 2003 Southeastern Conference Male Golfer of the Year award. Three-time first-team All-SEC selection. Became the first Vanderbilt men's golfer to qualify for NCAA Regional play during his sophomore season. Represented the United States in the 2002 USA vs. Japan Collegiate Golf Championship, going 3-0 to lead U.S. to a slim 31-29 victory. Two-time Tennessee high school state champion. Two-time Tennessee State Junior Player of the Year.

Brandt Snedeker (Continued)

NATIONWIDE TOUR CAREER SUMMARY

PLAYOFF RECORD: 0-0

Year	Events Played	Cuts Made	1st	2nd	3rd	Top 10	Top 25	Earnings	Rank
2004	11	8		1		5	6	\$129,358	45
Total	11	8		1		5	6	129,358	

PGA TOUR CAREER SUMMARY

PLAYOFF RECORD: 0-0

Year	Events Played	Cuts Made	1st	2nd	3rd	Top 10	Top 25	Earnings	Rank
2004A	1	1							
2004	8	3						\$54,215	
Total	9	4						54,215	

COMBINED ALL-TIME MONEY (3 TOURS):

\$183,573

PGA TOUR TOP TOURNAMENT SUMMARY

Year	04
Masters	T41

CAREER STATISTICS

2004 NATIONWIDE TOUR STATISTICS

Scoring Average	.70.16
Driving Distance	.283.8
Driving Accuracy Percentage	.67.4%
Total Driving	.146
Greens in Regulation Pct.	.68.6%
Putting Average	.1.744
Sand Save Percentage	.47.7%
Eagles (Holes per)	.684.0
Birdie Average	.4.29
All-Around Ranking	.417
Scoring Avg Before Cut	.70.95
Scoring Avg 3rd Rnd	.68.88
Scoring Avg Final Rnd	.69.25
Birdie Conversion %	.33.7%
Par Breakers	.24.0%

MISC. NATIONWIDE TOUR STATISTICS

(7) 2004 Low Round/Round: 63—Price Cutter
(113) Charity Championship/4
(33) Career Low Round/Round: 63—2004 Price
(70) Cutter Charity Championship/4
(42) Career Largest Paycheck/Finish:
(6) \$56,700—2004 Price Cutter Charity
(70) Championship/2
(142) MISC. PGA TOUR STATISTICS
(4) 2004 Low Round/Round: 66—EDS Byron
(26) Nelson Championship/2
(48) Career Low Round/Round: 66—2004 EDS
(3) Byron Nelson Championship/2
(2) Career Largest Paycheck/Finish:
(8) \$39,440—2004 EDS Byron Nelson
(6) Championship/T27



Mike Sposa

EXEMPT STATUS: 28th Nationwide Tour Qualifier at the 2004 PGA TOUR Qualifying Tournament

FULL NAME: Mike James Sposa

HEIGHT: 5-11

WEIGHT: 170

BIRTHDATE: June 5, 1969

BIRTHPLACE: Teaneck, NJ

RESIDENCE: Coral Springs, FL

FAMILY: Wife, DeAnna; Chase Walker (3/6/98), Kallan Olivia (5/10/01), Sebastian (11/29/02)

EDUCATION: University of Tennessee (1991, Psychology)

SPECIAL INTERESTS: Fly fishing, photography

TURNED PROFESSIONAL: 1991

NATIONWIDE TOUR VICTORIES (1): 1998 Boise Open.

BEST 2004 NATIONWIDE TOUR FINISHES: T15—Jacob's Creek Open; T18—Miccosukee Championship; T22—First Tee Arkansas Classic.

BEST PGA TOUR CAREER FINISH: T4—2002 Compaq Classic of New Orleans.

PROFESSIONAL CAREER:

Member of the PGA TOUR from 1999-2003 and Nationwide Tour from 1994-96, 1998 and 2004. Made the cut in 14 of 26 events on the 2004 Nationwide Tour, including three top-25 finishes. Ended the season No. 96 on the money list, with \$44,806. Best showing was T15 at the Jacob's Creek Open. Made the cut in 11 of 25 starts in 2003 on the PGA TOUR with three top-25 finishes, ending up No. 160 on the money list. Best effort was a T10 at Chrysler Classic of Tucson where he made the 36-hole cut on the number. Dropped out of the top 100 on the 2002 PGA TOUR after a career season in 2001. Played in a career-high 34 events in 2002 and was in the money 21 times, finishing No. 132 on the final money list, with \$463,418. Earned his only top-10 of the season, a T4, at the Compaq Classic of New Orleans. Collected largest paycheck of his career worth \$177,187, his first top-10 since the 2000 Shell Houston Open (T7). Carded hole-in-one on 16th hole during second round at the Phoenix Open en route to T45. Returned to the PGA TOUR in 2001 for the third consecutive season by virtue of T31 at the 2000 PGA TOUR National Qualifying Tournament. Turned in best season, earning more than double his career total. Did not have a top-10 but posted nine top-25s. Best finish came at MasterCard Colonial, where he T11. Managed to get into 26 tournaments in 2000 after ending 147th on the PGA TOUR money list in 1999. Highlight of the season came when he entered the field as an alternate on Thursday afternoon at the Shell Houston Open. Posted best career finish (at the time) in Houston, a T7, which was also his largest payday (\$84,350). First season on PGA TOUR came in 1999 where he finished 11th among rookies in earnings with \$155,408. Made the cut in 17 of 31 events, including one top-10, a T10 at the Kemper Open. Closed the 1998 Nationwide Tour season on a strong note, making the cut in seven of his last eight tournaments, including four top-10s. Earned his first career title at the Boise Open, taking the first-round lead with an opening 63 and sharing the third-round lead. Had T3 at Inland Empire Open and T9 at Tour

Championship to finish No. 9 on the final money list, earning his 1999 PGA TOUR card for the first time.

AMATEUR CAREER:

Member of the 1991 U.S. Walker Cup team, which he calls his biggest thrill in golf. Won the 1990 Southeastern Conference individual title. Two-time All-America selection in 1990-91 at South Carolina, where his four career wins was a school record until recently broken by Kyle Thompson (five).

PERSONAL:

Family lived near a golf course since he was age 5, most of the time at Inverrary CC in Lauderhill, FL, the site the Honda Classic from 1972-83. Played in many state junior tennis events while growing up.

NATIONWIDE TOUR CAREER SUMMARY

PLAYOFF RECORD: 0-1

Year	Events Played	Cuts Made	1st	2nd	3rd	Top 10	Top 25	Earnings	Rank
1993	2								
1994	27	17				2	9	\$32,772	47
1995	24	15		1	1	4	10	66,724	26
1996	23	13				2	7	29,004	67
1997	1								
1998	28	17	1		2	8	12	140,139	9
2000	4	1						2,940	227
2004	26	14					3	44,806	96
Total	135	77	1	1	3	16	41	316,385	

Mike Sposa (Continued)

PGA TOUR CAREER SUMMARY

PLAYOFF RECORD: 0-0

Year	Events Played	Cuts Made	1st	2nd	3rd	Top 10	Top 25	Earnings	Rank
1991	1								
1997	2								
1999	31	17				1	4	\$255,408	147
2000	26	11				1	2	201,360	163
2001	29	20					9	576,312	88
2002	34	21				1	4	463,418	132
2003	25	11				1	3	276,447	160
2004	1								
Total	149	80				4	22	1,772,945	
COMBINED ALL-TIME MONEY (3 TOURS):								\$2,089,330	

PGA TOUR TOP TOURNAMENT SUMMARY

Year	97	98	99	00	01	02
U.S. Open	CUT				CUT	
THE PLAYERS						CUT

CAREER STATISTICS

2004 NATIONWIDE TOUR STATISTICS

Scoring Average	71.58
Driving Distance	284.2
Driving Accuracy Percentage	61.8%
Total Driving	201
Greens in Regulation Pct.	65.2%
Putting Average	1.811
Sand Save Percentage	51.5%
Eagles (Holes per)	234.0
Birdie Average	2.99
All-Around Ranking	729
Scoring Avg Before Cut	71.30
Scoring Avg 3rd Rnd	71.57
Scoring Avg Final Rnd	72.57
Birdie Conversion %	24.3%
Par Breakers	17.0%

MISC. NATIONWIDE TOUR STATISTICS

(86) 2004 Low Round/Round: 67—4 times, most recent Micosukee Championship/2
(90) Career Low Round/Round: 63—1998 Boise Open/1
(95) Career Largest Paycheck/Finish: \$54,000—1998 Boise Open/1
(35) MISC. PGA TOUR STATISTICS
(77) 2004 Low Round/Round: 71—B.C. Open/1
(138) Career Low Round/Round: 63—2003 HP Classic of New Orleans/2
(79) Career Largest Paycheck/Finish: \$177,188—2002 Compaq Classic of New Orleans/T4
(111)
(142)
(137)

Paul Stankowski



EXEMPT STATUS: 8th Nationwide Tour Qualifier at the 2004 PGA TOUR Qualifying Tournament

FULL NAME: Paul Francis Stankowski

HEIGHT: 6-1

WEIGHT: 185

BIRTHDATE: December 2, 1969

BIRTHPLACE: Oxnard, CA

RESIDENCE: Flower Mound, TX

FAMILY: Wife, Regina; Joshua (8/11/99), Katelyn (2/25/02)

EDUCATION: University of Texas—El Paso

SPECIAL INTERESTS: Hunting, music, watching our children grow up

TURNED PROFESSIONAL: 1991

NATIONWIDE TOUR VICTORIES (1): 1996 Louisiana Open.

PGA TOUR VICTORIES (2): 1996 BellSouth Classic. 1997 United Airlines Hawaiian Open.

BEST 2004 PGA TOUR FINISH: T9—FedEx St. Jude Classic.

PROFESSIONAL CAREER:

After finishing No. 150 on the 2004 PGA TOUR money list, will receive a Major Medical Extension for 2005 due to injury and subsequent surgery to left wrist. Limited to 14 events and did not play after Booz Allen Classic in late June. Underwent surgery on his left wrist on August 17. Coupled with \$442,872 earned in 14 events in 2004 has the opportunity to play in 15 events to earn \$180,390 and match the \$623,262 winnings of 2004's No. 125, Tag Ridings. If he does so, will play out of the Major Medical Extension category for the remainder of the 2005 PGA TOUR season. Lone top-10 since a T4 at the 2003 Southern Farm Bureau Classic was a T9 at the FedEx St. Jude Classic. Earned a spot in the top 125 on the 2003 PGA TOUR for the eighth consecutive season. Moved back into the top 100 by finishing 89th in earnings. Played in only 22 events, a career low for him on the PGA TOUR. Underwent right wrist surgery in May for torn cartilage after missing cut at EDS Byron Nelson Championship. First event back, withdrew from 100th Western Open after an opening 77. Returned with consecutive top-10s in September, a T10 at the Reno-Tahoe Open and a T5 at the John Deere Classic. Secured his position in the top 125 for 2004, jumping from 110th to 96th on PGA TOUR money list with his \$127,000 payday at John Deere Classic. His 31 starts in 2002 tied personal high. Secured TOUR card for 2003 with T9 finish at the Invensys Classic at Las Vegas, best outing of the year. Jumped from 130th to 112th with \$130,000 check. Appeared in 27 tournaments in 2001 and was among the top-10 twice, including a runner-up finish early in the season at the Bob Hope Chrysler Classic. Runner-up finish, worth a career-best \$378,000, was his best finish since he won 1997 United Airlines Hawaiian Open. Recorded three top-10s in 2000 and nine top-25s in 22 appearances. Top-10s came in Phoenix Open (T10), GTE Byron Nelson Classic (T10) and Bell Canadian Open (T10). Came close to losing full exempt status on PGA TOUR in 1999. Was

140th on money list with only Southern Farm Bureau Classic to play. However, rounds of 70-69-67 produced T3 worth \$104,000 which lifted him to 113th on final money list. Was hampered to some degree by right shoulder injury sustained at 1998 Bay Hill Invitational. MRI showed slight cartilage irritation but no muscle tears. T6 in final start of year, at Las Vegas Invitational, to earn \$69,500 which led to 96th-place finish on final money list. Scores of 71-66-64-70-271 forced playoff at 1997 United Airlines Hawaiian Open with Jim Furyk and Mike Reid. Reid was eliminated on first extra hole, and Stankowski defeated Furyk on fourth playoff hole to capture second PGA TOUR title. After Hawaii, finished T3 at Bob Hope Chrysler Classic and T5 at Honda Classic, Masters Tournament and GTE Byron Nelson Classic. Unquestionably his breakthrough year in 1996, featuring his first victory on TOUR at BellSouth Classic in just his third full season. Started 68-71-70 for third place entering final round. Closing 71 forced playoff with Brandel Chamblee, which Stankowski won with birdie on first extra hole. Had arrived in Atlanta as sixth alternate after winning Nationwide Tour Louisiana Open the week before. Is the only player to win Nationwide Tour and PGA TOUR events back to back. After the season, posted a victory at unofficial Lincoln-Mercury Kapalua International, birdieing 72nd hole to earn one-stroke victory over Fred Couples. Later that month, captured Casio World Open on Japanese Tour. First year on TOUR in 1994, achieved PGA TOUR exempt status following T26 finish at National Qualifying Tournament. Played in 29 events, making 10 cuts. Finished in the top-10 three times and finished 106th on the PGA TOUR money list.

AMATEUR CAREER:

Three-time All-American at Texas El-Paso.

PERSONAL:

First played golf on Easter Sunday in 1978; 18 years later, won BellSouth Classic on Easter. Uncertain he would return to Masters, so bought souvenir glass, filled it with bunker sand and placed tee and ball inside as remembrance of first visit to Augusta National in 1996. Returned in 1997 and 1998. Underwent LASIK surgery in September 1998.

Paul Stankowski (Continued)

NATIONWIDE TOUR CAREER SUMMARY

PLAYOFF RECORD: 0-0

Year	Events Played	Cuts Made	1st	2nd	3rd	Top 10	Top 25	Earnings	Rank
1991	1	1						\$1,063	223
1992	3	1					1	1,296	212
1993	1	1						665	243
1994	1								
1996	2	2	1			1	2	46,800	43
Total	8	5	1			1	3	49,824	

PGA TOUR CAREER SUMMARY

PLAYOFF RECORD: 2-0

Year	Events Played	Cuts Made	1st	2nd	3rd	Top 10	Top 25	Earnings	Rank
1994	29	10				3	4	\$170,393	106
1995	31	15				1	3	144,558	133
1996	25	11	1			3	3	390,575	52
1997	29	22	1		1	5	15	929,405	21
1998	26	14				2	6	322,036	96
1999	28	11			1	2	6	362,889	113
2000	22	16				3	9	669,709	70
2001	27	19		1		2	5	743,603	69
2002	31	18				2	6	565,294	118
2003	21	13				4	6	719,436	89
2004	14	7				1	4	442,872	150
Total	283	156	2	1	2	28	67	5,460,771	

COMBINED ALL-TIME MONEY (3 TOURS):

\$5,510,595

PGA TOUR TOP TOURNAMENT SUMMARY

Year	94	95	96	97	98	99	00	01	02	03	04
Masters			CUT	T5	T39						
U.S. Open		CUT		T19	CUT			T62			
British Open				CUT							
PGA		CUT	T47	T67	CUT		T41	74			
THE PLAYERS		CUT		T14	W/D	CUT	CUT	T44	CUT	CUT	T16
TOUR Championship				T17							

CAREER STATISTICS

2004 NATIONWIDE TOUR STATISTICS

Scoring Average	.71.58	(86)
Driving Distance	.284.2	(111)
Driving Accuracy Percentage	.61.8%	(90)
Total Driving	.201	(134)
Greens in Regulation Pct.	.65.2%	(95)
Putting Average	.1.811	(97)
Sand Save Percentage	.51.5%	(35)
Eagles (Holes per)	.234.0	(77)
Birdie Average	.2.99	(138)
All-Around Ranking	.729	(110)
Scoring Avg Before Cut	.71.30	(79)
Scoring Avg 3rd Rnd	.71.57	(82)
Scoring Avg Final Rnd	.72.57	(111)
Birdie Conversion %	.24.3%	(142)
Par Breakers	.17.0%	(137)

MISC. NATIONWIDE TOUR STATISTICS

Career Low Round/Round: 64—1996
(111) Louisiana Open/3
Career Largest Paycheck/Finish:
(90) \$45,000—1996 Louisiana Open/1
MISC. PGA TOUR STATISTICS
(97) 2004 Low Round/Round: 66—THE PLAYERS
(35) Championship/3
Career Low Round/Round: 61—2001
(138) Compaq Classic of New Orleans/1
Career Largest Paycheck/Finish:
(79) \$378,000—2001 Bob Hope Chrysler Classic/2



David Sutherland

EXEMPT STATUS: Former Fully Exempt PGA TOUR member

FULL NAME: David Allan Sutherland

HEIGHT: 6-1

WEIGHT: 185

BIRTHDATE: February 20, 1966

BIRTHPLACE: Roseville, CA

RESIDENCE: Sacramento, CA

FAMILY: Wife, Molly; Allan Matthew (1/21/01), Andrew Robert (8/14/02)

EDUCATION: Fresno State University (1989, History)

SPECIAL INTERESTS: Basketball, hiking

TURNED PROFESSIONAL: 1989

NATIONWIDE TOUR VICTORIES (1): 2001 Utah Classic.

BEST 2004 NATIONWIDE TOUR FINISHES: T47—Chitimacha Louisiana Open.

BEST PGA TOUR CAREER FINISH: T2—1997 Greater Milwaukee Open.

BEST 2004 PGA TOUR FINISHES: T11—Bell Canadian Open; T15—HP Classic of New Orleans.

PROFESSIONAL CAREER:

Had two top-25 finishes on the 2004 PGA TOUR on his way to the No. 187 spot on the final money list. Season-best T11 at the Bell Canadian Open and T15 at the HP Classic of New Orleans. Finished T13 at the 2003 Shell Houston Open in April for his best finish since the 2000 National Car Rental Walt Disney World Golf Classic, where he finished T7. Older brother, Kevin, finished T9 in Houston and it was the third time in their careers that both brothers finished in the top 20 in the Shell Houston Open (1997, 2000 and 2003). Only other top-10 in 2003 was solo ninth at the Reno-Tahoe Open, eight strokes behind champion Kirk Triplett, which lifted him over the mark (\$406,352) to remain in the Major Medical Extension category for the remainder of the 2003 season. Finished the year No. 136 on the money list, with \$451,442. Limited to 11 events due to fractured wrist in 2002. Did not play after Compaq Classic of New Orleans. Made six cuts in 11 events, with a best finish of T37 at The Honda Classic. Played in only one event in 2001, Touchstone Energy Tucson Open, before undergoing left shoulder surgery on March 2. Granted a Major Medical Extension. Made the cut in late October at the Buick Challenge. Won Nationwide Tour Utah Classic in early September, first event back after surgery. Opened 63-64 and beat Danny Briggs by one. In 2000, had very busy season, playing in 32 events and making the cut in 22. Enjoyed best financial year of career with \$498,749 and second-best money list finish (96th). Pair of top-10s at Shell Houston Open and National Car Rental Golf Classic at Walt Disney World

Resort matched a career best. During opening round of Honda Classic, posted double eagle on No. 14 that was the first of the season on TOUR and the first since Carlos Franco at the 1999 Memorial Tournament. Holed 3-wood from 274 yards. At 1999 Bell Canadian Open, recorded T3, matching second-best finish of career. Paired with his brother, Kevin, for the first two rounds of the Compaq Classic of New Orleans, the first time they had been paired together on the PGA TOUR in an official money event (they had been paired together in the Qualifying Tournament). Broke into money-list top 100 for first time in his career in 1997, including career-best T2 at Greater Milwaukee Open.

PERSONAL:

An amateur historian and huge Civil War buff. Brother, Kevin, is a member of the PGA TOUR and won the 2002 WGC-Accenture Match Play Championship, defeating Scott McCarron in the final.

NATIONWIDE TOUR CAREER SUMMARY

PLAYOFF RECORD: 0-0

Year	Events Played	Cuts Made	1st	2nd	3rd	Top 10	Top 25	Earnings	Rank
1990	4	3				1	2	\$4,228	122
1992	20	12				4	9	35,261	43
1993	19	13				2	6	23,428	72
1994	4	2				1	1	4,887	142
1995	2								
1996	3	3			1	1	2	16,045	96
1997	1								
2001	3	3	1			1	2	89,383	52
2002	2								
2004	4	2						1,704	315
Total	62	38	1		1	10	22	174,936	

David Sutherland (Continued)

PGA TOUR CAREER SUMMARY

PLAYOFF RECORD: 0-0

Year	Events Played	Cuts Made	1st	2nd	3rd	Top 10	Top 25	Earnings	Rank
1991	28	11			1	1	1	\$71,629	152
1992	10	5					1	11,297	235
1995	1								
1997	28	14		1		2	6	288,663	84
1998	31	17					7	239,330	122
1999	31	15			1	2	3	338,129	120
2000	32	22				2	6	498,749	96
2001	2	1						7,752	245
2002	11	6						63,052	212
2003	25	13				1	6	451,442	136
2004	16	6					2	216,419	187
Total	215	110		1	2	8	32	2,186,462	

COMBINED ALL-TIME MONEY (3 TOURS):

\$2,361,398

PGA TOUR TOP TOURNAMENT SUMMARY

Year	98	99	00
British Open			CUT
PGA		70	
THE PLAYERS	T16	CUT	T53

CAREER STATISTICS

2004 NATIONWIDE TOUR STATISTICS

Scoring Average	72.80	(N/A)
Driving Distance	281.9	(N/A)
Driving Accuracy Percentage	59.6%	(N/A)
Total Driving	1,998	(N/A)
Greens in Regulation Pct.	65.6%	(N/A)
Putting Average	1.822	(N/A)
Sand Save Percentage	46.7%	(N/A)
Eagles (Holes per)	180.0	(N/A)
Birdie Average	3.50	(N/A)
Scoring Avg Before Cut	72.88	(N/A)
Scoring Avg 3rd Rnd	73.00	(N/A)
Scoring Avg Final Rnd	72.00	(N/A)
Birdie Conversion %	29.7%	(N/A)
Par Breakers	20.0%	(N/A)

MISC. NATIONWIDE TOUR STATISTICS

2004 Low Round/Round: 68 —Henrico County Open/1
Career Low Round/Round: 63 —2001 Utah Classic/1
Career Largest Paycheck/Finish: \$76,500 —2001 Utah Classic/1
MISC. PGA TOUR STATISTICS
2004 Low Round/Round: 66 —2 times, most recent Southern Farm Bureau Classic/1
Career Low Round/Round: 63 —1991 United Hawaiian Open/2
Career Largest Paycheck/Finish: \$120,000 —1999 Bell Canadian Open/T3



Kyle Thompson

EXEMPT STATUS: 22nd on the 2004 Nationwide Tour money list

FULL NAME: Kyle Adam Thompson

HEIGHT: 5-10

WEIGHT: 165

BIRTHDATE: April 25, 1979

BIRTHPLACE: Panama City, FL

RESIDENCE: Columbia, SC

FAMILY: Single

EDUCATION: University of South Carolina (2001, Marketing/Management)

SPECIAL INTERESTS: Movies, reading, shopping

TURNED PROFESSIONAL: 2001

BEST NATIONWIDE TOUR CAREER FINISHES: 2—2003 BMW Charity Pro-Am at The Cliffs, Chattanooga Classic, T2—2004 Scholarship America Showdown, Virginia Beach Open.

BEST 2004 NATIONWIDE TOUR FINISHES: T2—Scholarship America Showdown, Virginia Beach Open; T4—Albertsons Boise Open; T7—SAS Carolina Classic; T8—BMW Charity Pro-Am at The Cliffs; T10—Nationwide Tour Championship.

PROFESSIONAL CAREER:

Member of the Nationwide Tour in 2003-04. Made the cut in 17 of 28 events on the 2004 Nationwide Tour, including 10 top-25 finishes. Ranked No. 22 on the final money list, with \$193,835. Had two runner-up finishes last season, including a playoff loss to Kevin Stadler at the Scholarship America Showdown and a T2 at the Virginia Beach Open. He either led outright or shared the 54-hole lead in both of those events. His 8-under 62 in the second round of the Scholarship America Showdown was a new course record. Had four additional top-10 showings—T4 at the Albertsons Boise Open, T7 at the SAS Carolina Classic, T8 at the BMW Charity Pro-Am at The Cliffs and T10 at the Tour Championship. Finished the season No. 5 in the All-Around Ranking. Made the cut in 15 of 24 starts during his rookie season on the Nationwide Tour and had seven top-25 finishes. Ended the year No. 25 on the final money list, with \$174,008. Made a big splash during his rookie season in 2003, posting top-10 finishes in three of his first five events. Finished T9 at the Clearwater Classic and T8 at the Chitimacha Louisiana Open. Was a runner-up finisher to Tripp Isenhour at the BMW Charity Pro-Am at The Cliffs, just minutes from his childhood home. Donned a hat throughout the week that was autographed by Jack Nicklaus, also in the field in Greenville. Collected \$64,000 for the runner-up finish to move up to No. 6 on the money list at the time. His fourth top-10 of the season was posted at the Chattanooga Classic, where he finished second after sharing the 54-hole lead with Ryan Palmer. Struggled following his runner-up finish in Chattanooga before earning three straight top-25 performances at the Albertsons Boise Open (T16), Mark Christopher Charity Classic (T24) and the Monterey Peninsula Classic (T14). Entered the season-ending Tour Championship No. 20 on the money list, but a T51 finish dropped him to No. 25. Made it to final stage of 2002 PGA TOUR National Qualifying Tournament after finishing T11 and T8 during first- and second-stage sites. Played in three NGA Hooters Tour events in 2002, with top-six finishes in all three.

AMATEUR CAREER:

Three-time All-American, including second-team honors in 1999 and 2001. Honorable mention in 2000. First-team All-SEC for four years. Two-time academic All-America. Won a school-record five collegiate tournaments, eclipsing Carl Paulson's USC record of four wins. Only player in NCAA history to win two different regionals. He won the NCAA East Regional as a sophomore and the West Regional as a senior. AJGA first-team All-American in 1996 and third-team choice in 1995.

PERSONAL:

Younger sister, Kacy, was a standout golfer on the South Carolina women's golf team. Other sister, Kory, also played at USC, winning the Gamecock Classic as a junior. Both sisters have won academic All-America honors. Father started him in the game of golf at an early age. Cites playing well the past two years at the BMW Charity Pro-Am at The Cliffs as his biggest thrill in golf. Lists his parents as his heroes.

NATIONWIDE TOUR CAREER SUMMARY

PLAYOFF RECORD: 0-1

Year	Events Played	Cuts Made	1st	2nd	3rd	Top 10	Top 25	Earnings	Rank
1997A	1	1							
2001	1	1						\$1,137	314
2002	2								
2003	24	15		2		4	7	174,008	25
2004	28	17		2		6	10	193,835	22
Total	56	34		4		10	17	368,980	

Kyle Thompson (Continued)

PGA TOUR CAREER SUMMARY

PLAYOFF RECORD: 0-0

Year	Events Played	Cuts Made	1st	2nd	3rd	Top 10	Top 25	Earnings	Rank
2003	1								
Total	1								

COMBINED ALL-TIME MONEY (3 TOURS): \$368,980

CAREER STATISTICS

2004 NATIONWIDE TOUR STATISTICS

Scoring Average	.70.68
Driving Distance	294.9
Driving Accuracy Percentage	.67.8%
Total Driving	.82
Greens in Regulation Pct.	.70.5%
Putting Average	1.766
Sand Save Percentage	.46.3%
Eagles (Holes per)	.135.0
Birdie Average	4.14
All-Around Ranking	.265
Scoring Avg Before Cut	.70.68
Scoring Avg 3rd Rnd	.69.47
Scoring Avg Final Rnd	.71.88
Birdie Conversion %	.33.6%
Par Breakers	.23.8%

MISC. NATIONWIDE TOUR STATISTICS

(27) 2004 Low Round/Round: 62—Scholarship
(51) America Showdown/2
(31) Career Low Round/Round: 62—2004
(8) Scholarship America Showdown/2
(15) Career Largest Paycheck/Finish:
(29) \$62,100—2003 BMW Charity Pro—Am at The
(81) Cliffs/2
(21) MISC. PGA TOUR STATISTICS
(10) Career Low Round/Round: 73—2003 MCI
(5) Heritage/2
(35)
(8)
(82)
(9)
(7)



Chris Tidland

EXEMPT STATUS: 21st on the 2004 Nationwide Tour money list

FULL NAME: Christopher Lee Tidland

HEIGHT: 6-0

WEIGHT: 165

BIRTHDATE: September 28, 1972

BIRTHPLACE: Torrance, CA

RESIDENCE: Stillwater, OK; plays out of Karsten Creek

FAMILY: Wife, Amy; Jackson Riley (10/7/99), Isabella Grace (5/31/02)

EDUCATION: Oklahoma State University (1995, Marketing)

SPECIAL INTERESTS: Reading, playing with his kids

TURNED PROFESSIONAL: 1995

BEST NATIONWIDE TOUR CAREER FINISHES: 2—2003 First Tee Arkansas Classic, T2—2004 Scholarship America Showdown.

BEST 2004 NATIONWIDE TOUR FINISHES: T2—Scholarship America Showdown; 4—Miccosukee Championship, Mark Christopher Charity Classic; 6—First Tee Arkansas Classic, Permian Basin Charity Golf Classic; T7—Albertsons Boise Open; T8—Chattanooga Classic Presented by Cummings Cove and RealtyCenter/GMAC.

BEST PGA TOUR CAREER FINISH: T23—2001 Southern Farm Bureau Classic.

PROFESSIONAL CAREER:

Member of the PGA TOUR in 2001 and the Nationwide Tour in 1996, 1999 and 2002-04. Made the cut in 19 of 25 appearances on the 2004 Nationwide Tour, including 13 top-25 finishes. Ranked No. 21 on the final money list, with \$196,251. Best tournament of the season was a playoff loss at the Scholarship America Showdown, falling to eventual winner Kevin Stadler. Earned \$35,467 for his performance. Finished 11-under-par 273 for a solo-fourth place finish at the Miccosukee Championship, picking up \$24,000 for his efforts. Posted additional top-10 finishes at the Mark Christopher Charity Classic (T4), First Tee Arkansas Classic (sixth), Permian Basin Charity Golf Classic (T6), Albertsons Boise Open (T7) and the Chattanooga Classic (eighth). One of just two players to post back-to-back eagles, doing so on Nos. 2 and 3 during the second round of the Albertsons Boise Open. Made the cut in 15 of 24 starts in 2003 and ended the year No. 32 on the money list. Had four top-10 and eight top-25 finishes. Lost in a playoff to Zach Johnson at the First Tee Arkansas Classic. Was in contention late in the year at the Mark Christopher Charity Classic (T11) and the Nationwide Tour Championship (T8). Made the cut in 10 of 23 events in 2002, with three top-10s. Finished fourth at the Omaha Classic, where he posted a season-best, 8-under-par 64 in the final round to wind up 18-under, three strokes back of winner Jay Delsing. Fifth at the SAS Carolina Classic and T9 at the Knoxville Open. Finished T37 at the 2001 PGA TOUR Qualifying Tournament, missing his PGA TOUR card by just one stroke. Rookie on the PGA TOUR in 2001. Made the cut in 14 of 29 tournaments entered. Earned \$191,738 on the season, finishing No. 176 on the final money list. Best finish was a T23 at the Southern Farm Bureau Classic. Prior to 2001 season, had played in a total of eight TOUR events in his career, making the cut twice. Finished T36 at the 2000 Touchstone Energy Tucson Open and then finished T51 at the 1999 U.S. Open. Qualified for the U.S. Open in 2000, his fourth career appearance in that tournament. Won 1998 Bayer Championship on Canadian Tour. Finished seventh on the Canadian Order of Merit in 1998. Lost in a five-man playoff at 1997 Telus Edmonton Open on Canadian Tour.

AMATEUR CAREER:

Helped lead Oklahoma State to the 1995 NCAA Division I national championship. NCAA individual medalist runner-up in 1995. Two-time first-team All-American for OSU. Big 8 Conference Player of the Year in 1993.

PERSONAL:

Received his start in golf from his grandfather. Had to skip the 1999 PGA TOUR National Qualifying Tournament when his son, Jackson, was born 10 weeks early, weighing 2 pounds, 6 ounces. Lists his son as his hero. Says winning the 1995 NCAA Championship as his biggest thrill in golf. Has had four career holes-in-one during competitive rounds. He and his wife were next-door neighbors growing up.

NATIONWIDE TOUR CAREER SUMMARY

PLAYOFF RECORD: 0-2

Year	Events Played	Cuts Made	1st	2nd	3rd	Top 10	Top 25	Earnings	Rank
1996	26	9				1	6	\$20,211	84
1997	1	1						980	235
1999	20	7					2	10,100	124
2000	1								
2002	23	10				3	5	73,170	59
2003	24	15		1		4	8	140,848	32
2004	25	19		1		7	13	196,251	21
Total	120	61		2		15	34	441,560	

PGA TOUR CAREER SUMMARY

PLAYOFF RECORD: 0-0

Year	Events Played	Cuts Made	1st	2nd	3rd	Top 10	Top 25	Earnings	Rank
1994A	1								
1995A	2								
1998	1								
1999	1	1						\$10,305	286
2000	3	1						14,438	
2001	29	14					1	191,738	176
2002	1								
Total	38	16					1	216,480	

COMBINED ALL-TIME MONEY (3 TOURS):

\$658,040

Chris Tidland (Continued)

PGA TOUR TOP TOURNAMENT SUMMARY

Year	95	96	97	98	99	00
U.S. Open	CUT		CUT	T51	CUT	

CAREER STATISTICS

2004 NATIONWIDE TOUR STATISTICS

Scoring Average	70.08
Driving Distance	293.4
Driving Accuracy Percentage	63.4%
Total Driving	131
Greens in Regulation Pct.	70.3%
Putting Average	1.757
Sand Save Percentage	45.7%
Eagles (Holes per)	142.4
Birdie Average	3.97
All-Around Ranking	306
Scoring Avg Before Cut	70.10
Scoring Avg 3rd Rnd	69.32
Scoring Avg Final Rnd	70.79
Birdie Conversion %	31.4%
Par Breakers	22.7%

MISC. NATIONWIDE TOUR STATISTICS

(6) 2004 Low Round/Round: 64—Miccosukee Championship/3
(77) Career Low Round/Round: 64—7 times, most recent 2004 Miccosukee Championship/3
(46) Career Largest Paycheck/Finish: \$51,300—2003 First Tee Arkansas Classic/2
(19) MISC. PGA TOUR STATISTICS
(88) Career Low Round/Round: 66—2001 Compaq Classic of New Orleans/1
(17) Career Largest Paycheck/Finish: \$29,000—2001 Compaq Classic of New Orleans/T26
(15) (7) (34) (28) (18)



Tjaart van der Walt (chart VAN-der-walt)

EXEMPT STATUS: 6th Nationwide Tour Qualifier at the 2004 PGA TOUR Qualifying Tournament

FULL NAME: Tjaart Nicolas Van Der Walt

HEIGHT: 6-1

WEIGHT: 189

BIRTHDATE: September 25, 1974

BIRTHPLACE: Pretoria, South Africa

RESIDENCE: Juno Beach, FL; plays out of Dainfern CC (Johannesburg, South Africa)

FAMILY: Wife, Phillipa

EDUCATION: Central Alabama Community College

SPECIAL INTERESTS: Reading, exploring wildlife, fishing, cycling

TURNED PROFESSIONAL: 1996

BEST NATIONWIDE TOUR CAREER FINISHES: 2—2000 Cleveland Open, 2001 Boise Open.

BEST 2004 NATIONWIDE TOUR FINISH: T8—First Tee Arkansas Classic.

BEST PGA TOUR CAREER FINISH: T21—2004 EDS Byron Nelson Championship.

BEST 2004 PGA TOUR FINISH: T21—EDS Byron Nelson Championship.

PROFESSIONAL CAREER:

Rookie season on PGA TOUR in 2004 was limited to 12 events due to wrist injury. Did not play after British Open in July. Made six cuts, with a career-best finish of T21 at the EDS Byron Nelson Championship. Will receive a Major Medical Extension for 2005. Coupled with \$138,785 earned in 12 events in 2004 has the opportunity to play in 17 events to earn \$484,477 and match the \$623,262 winnings of 2004's No. 125, Tag Ridings. If he does so, will play out of the Major Medical Extension category for the remainder of the 2005 PGA TOUR season. Joined PGA TOUR for the first time in 2004 after T12 finish at 2003 PGA TOUR National Qualifying Tournament. Member of the Nationwide Tour 2000-03. Made the cut in 17 of 24 events on the 2003 Nationwide Tour, with 11 top-25s. Finished the year No. 23 on the final money list, with \$175,966. Best results were a solo third at the Omaha Classic and a T3 at the First Tee Arkansas Classic. Made the cut in 14 of 22 events in 2002, with four top-10s. Made the cut in 14 of 23 tournaments in 2001 and finished No. 18 on the Nationwide Tour money list, with \$155,291. Best tournament was a second at the Boise Open. Prior to joining the Nationwide Tour, played primarily on South African Tour. Finished T50 at the 2000 WGC-American Express Championship at Valderrama GC in Sotogrande, Spain, in November, the only PGA TOUR event of his career entering 2004. Gained a berth in the WGC tournament by virtue of finishing in the top three on the 1999-2000 Southern Africa Tour Order of Merit. Runner-up to Nick Price in the 1998 Zimbabwe Open and third-place finisher at the Dimension Data Pro-Am. T2 at the 1997 Kalahari Classic and was fourth at the Zimbabwe Open and seventh on the Order of Merit that year. Runner-up Northern Transvaal U23 team in 1993. Received Northern Transvaal Colours in 1996.

AMATEUR CAREER:

Attended Alexander City Junior College, a part of Central Alabama Community College, in the U.S., where he represented the college from 1993 to 1995 at the National Amateur Championships. Awarded All-American status by the National Junior College Athletic Association. Won the Willow Point Invitational in 1995 by a record nine strokes.

PERSONAL:

Began playing golf at age 14.

NATIONWIDE TOUR CAREER SUMMARY

PLAYOFF RECORD: 0-0

Year	Events Played	Cuts Made	1st	2nd	3rd	Top 10	Top 25	Earnings	Rank
1999	2	1						\$1,148	215
2000	24	13		1		4	10	127,686	37
2001	23	14		1		5	11	155,291	18
2002	22	14				4	6	74,604	58
2003	24	17			2	5	11	175,967	23
2004	3	1				1	1	14,500	163
Total	98	60		2	2	19	39	549,196	

PGA TOUR CAREER SUMMARY

PLAYOFF RECORD: 0-0

Year	Events Played	Cuts Made	1st	2nd	3rd	Top 10	Top 25	Earnings	Rank
2000	1	1							
2004	12	6					1	\$138,785	204
Total	13	7					1	138,785	

COMBINED ALL-TIME MONEY (3 TOURS):

\$687,981

Tjaart van der Walt (Continued)

PGA TOUR TOP TOURNAMENT SUMMARY

Year	00	01	02	03	04
British Open					T36
WGC-American Express Champ	T50				

CAREER STATISTICS

2004 NATIONWIDE TOUR STATISTICS

Scoring Average	.71.00	(N/A)
Driving Distance	295.8	(N/A)
Driving Accuracy Percentage	68.2%	(N/A)
Total Driving		(N/A)
Greens in Regulation Pct.	66.0%	(N/A)
Putting Average	1.768	(N/A)
Sand Save Percentage	64.7%	(N/A)
Eagles (Holes per)	144.0	(N/A)
Birdie Average	3.75	(N/A)
Scoring Avg Before Cut	.71.17	(N/A)
Scoring Avg 3rd Rnd	.70.00	(N/A)
Scoring Avg Final Rnd	.71.00	(N/A)
Birdie Conversion %	32.6%	(N/A)
Par Breakers	.21.5%	(N/A)

MISC. NATIONWIDE TOUR STATISTICS

2004 Low Round/Round: 69—2 times, most recent Chattanooga Classic Presented by Cummings Cove and RealtyCenter/GMAC/1
Career Low Round/Round: 63—2001 Gila River Classic at Wild Horse Pass Development/2
Career Largest Paycheck/Finish: \$60,048—2001 Boise Open/2
MISC. PGA TOUR STATISTICS
2004 Low Round/Round: 65—Buick Classic/2
Career Low Round/Round: 65—2004 Buick Classic/2
Career Largest Paycheck/Finish: \$58,000—2004 EDS Byron Nelson Championship/T21



Vance Veazey

EXEMPT STATUS: 53rd on the 2004 Nationwide Tour money list

FULL NAME: Glen Vance Veazey

HEIGHT: 5-9

WEIGHT: 190

BIRTHDATE: June 25, 1965

BIRTHPLACE: Memphis, TN

RESIDENCE: Memphis, TN; plays out of Back Acres CC

FAMILY: Wife, Priscilla; Benjamin Rivers (9/20/03)

EDUCATION: University of Mississippi (1989, Business Management)

SPECIAL INTERESTS: Family

TURNED PROFESSIONAL: 1990

NATIONWIDE TOUR VICTORIES (2): 1998 Shreveport Open. 1999 Carolina Classic.

BEST 2004 NATIONWIDE TOUR FINISHES: T4—Pete Dye West Virginia Classic Presented by National Mining Association; T9—Knoxville Open; T10—BMW Charity Pro-Am at The Cliffs.

BEST PGA TOUR CAREER FINISH: T20—2003 FedEx St. Jude Classic.

BEST 2004 PGA TOUR FINISH: 66—FedEx St. Jude Classic.

PROFESSIONAL CAREER:

Member of the Nationwide Tour in 1995, 1999-2002 and 2004. Member of the PGA TOUR in 1998 and 2003. Made the cut in 15 of 26 events on the Nationwide Tour in 2004, including eight top-25 finishes. Ranked No. 53 on the official money list, with \$113,192. Had the longest streak without a 3-putt on Tour in 2004—329 holes. That's exactly 100 holes longer than the second-longest streak by Rick Fehr. T4 at the inaugural Pete Dye West Virginia Classic was his top finish of the season, earning \$26,400. Also finished inside the top 10 at the Knoxville Open (T9) and the BMW Charity Pro-Am at The Cliffs (T10). Made the cut in eight of 26 starts on the PGA TOUR in 2003. Only top-25 finish came at the FedEx St. Jude Classic in his hometown of Memphis, where he T20. Opened with a career-best, 8-under-par 64 the following week at the 100th Western Open, one behind eventual champion Tiger Woods. Remaining three rounds were over-par, and he finished T60. Made the cut in five of 13 starts on the 2002 Nationwide Tour but did not have a top-25 finish. Missed the cut in 16 of 24 Nationwide Tour events in 2001. Only top-10 was a T10 at the Gila River Classic after posting rounds of 65-68-68-67. Made the cut in 16 of 28 events on the Nationwide Tour in 2000, with two top-10 and five top-25 finishes. His only top-10s came in back-to-back weeks

in mid-July at the Upstate Classic (third) and the Wichita Open (T2). Earned his second career title at the 1999 Carolina Classic, putting together a 15-under-par 269 total to win by one over Steve Haskins. Made the cut in 18 of 29 events in 1999, with three top-10 and seven top-25 finishes. T4 at the Shreveport Open, where he was within striking distance of becoming the first player in Tour history to successfully defend a title. Defeated John Wilson on the first hole of a playoff to the 1998 Shreveport Open. Rolled in a 45-foot eagle putt on the 72nd hole to force the playoff. Finished 13th at the 1997 PGA TOUR National Qualifying Tournament to earn his 1998 TOUR card. Made the cut in six of 30 TOUR events in 1998, with his best finish a T33 at the Michelob Championship. Winner of four Hooters Tour events.

PERSONAL:

Lists his wife, a kindergarten teacher, as his hero.

NATIONWIDE TOUR CAREER SUMMARY

PLAYOFF RECORD: 1-0

Year	Events Played	Cuts Made	1st	2nd	3rd	Top 10	Top 25	Earnings	Rank
1994	1								
1995	26	8				1	2	\$10,048	119
1998	3	3	1			1	1	41,681	57
1999	29	18	1			3	7	82,563	27
2000	28	16		1	1	2	5	105,713	46
2001	24	8				1	1	23,780	126
2002	13	5						6,959	194
2003	2	2			1	1	1	26,307	125
2004	26	15				3	8	113,191	53
Total	152	75	2	1	2	12	25	410,243	

Vance Veazey (Continued)

PGA TOUR CAREER SUMMARY

PLAYOFF RECORD: 0-0

Year	Events Played	Cuts Made	1st	2nd	3rd	Top 10	Top 25	Earnings	Rank
1998	29	6						\$41,145	212
2002	1						1	111,157	203
2003	26	8						9,776	
2004	1	1					1	162,078	
Total	57	15							

COMBINED ALL-TIME MONEY (3 TOURS):

\$572,321

CAREER STATISTICS

2004 NATIONWIDE TOUR STATISTICS

Scoring Average	71.29
Driving Distance	293.4
Driving Accuracy Percentage	61.2%
Total Driving	152
Greens in Regulation Pct.	65.6%
Putting Average	1.776
Sand Save Percentage	45.9%
Eagles (Holes per)	123.0
Birdie Average	3.44
All-Around Ranking	533
Scoring Avg Before Cut	71.23
Scoring Avg 3rd Rnd	71.40
Scoring Avg Final Rnd	71.40
Birdie Conversion %	29.7%
Par Breakers	19.9%

MISC. NATIONWIDE TOUR STATISTICS

(68) 2004 Low Round/Round: 65—2 times, most recent Pete Dye West Virginia Classic
(54) Presented by National Mining Association/3
(98) Career Low Round/Round: 65—8 times, most recent 2004 Pete Dye West Virginia Classic Presented by National Mining Association/3
(87) Career Largest Paycheck/Finish: \$40,500—2 times, most recent 1999 Carolina Classic/1
(14) MISC. PGA TOUR STATISTICS
(73) 2004 Low Round/Round: 70—FedEx St. Jude Classic/2
(61) Career Low Round/Round: 64—2003 100th Western Open presented by Golf Digest/1
(53) Career Largest Paycheck/Finish: \$46,929—2003 FedEx St. Jude Classic/T20
(69)



Johnson Wagner

EXEMPT STATUS: 42nd on the 2004 Nationwide Tour money list

FULL NAME: Montford Johnson Wagner

HEIGHT: 6-3

WEIGHT: 230

BIRTHDATE: March 23, 1980

BIRTHPLACE: Amarillo, TX

RESIDENCE: Jupiter, FL; plays out of Hudson National GC (Croton, NY)

FAMILY: Single

EDUCATION: Virginia Tech

SPECIAL INTERESTS: Hunting

TURNED PROFESSIONAL: 2002

BEST NATIONWIDE TOUR CAREER FINISH: T2—2004 Chattanooga Classic Presented by Cummings Cove and RealtyCenter/GMAC.

BEST 2004 NATIONWIDE TOUR FINISHES: T2—Chattanooga Classic Presented by Cummings Cove and RealtyCenter/GMAC; T7—Henrico County Open, Preferred Health Systems Wichita Open; T8—Scholarship America Showdown; T9—Samsung Canadian PGA Championship.

PROFESSIONAL CAREER:

Member of the Nationwide Tour in 2003-04. Made the cut in 19 of 28 events on the 2004 Nationwide Tour. Ranked No. 42 on the final money list, with \$138,149. Posted nine top-25 finishes with a tie for second at the Chattanooga Classic his best showing of the season. Fired rounds of 68-66-68-66 to finish 20-under-par 268, one shot behind tournament winner Justin Bolli. Other top-10 performances were turned in at the Henrico County Open (T7), Preferred Health Systems Wichita Open (T7), Scholarship America Showdown (T8) and the Samsung Canadian PGA Championship (T9). Made the cut in nine of 22 starts during his rookie season in 2003. His only top-25 finish was a T11 at the Chattanooga Classic, where he posted weekend rounds of 66-65 to move up from a T46 at the halfway point. Opening-

day 64 gave him the lead at the Gila River Golf Classic. Added a 69 in round two to share the 36-hole lead with Brian Wilson. Stumbled on the weekend, shooting scores of 75-79 to T64. Had never played any PGA TOUR, Nationwide Tour or mini-tour events prior to his rookie season in 2003. Made his professional debut at the 2002 Metropolitan Open at Winged Foot. Posted rounds of 69-68-70 to win by five strokes and collect \$23,000 first-place check.

AMATEUR CAREER:

Winner of the 2001 Metropolitan Open at Bethpage Black. Two-time All-Big East Conference selection. Medalist at the 2002 Big East Conference Championship, won by Virginia Tech. Was a 2002 third-team All-America selection by the Golf Coaches Association. Twice named all-state in high school.

PERSONAL:

Captained his high school hockey team as a junior and senior. Brother, T.J., played golf at Washington & Lee University. Father teaches computer sciences at the U.S. Military Academy in West Point, NY. Grandfather M.T. Johnson was a former treasurer of the USGA. Big fan of the NBA's Dallas Mavericks.

NATIONWIDE TOUR CAREER SUMMARY

PLAYOFF RECORD: 0-0

Year	Events Played	Cuts Made	1st	2nd	3rd	Top 10	Top 25	Earnings	Rank
2003	22	9					1	\$27,737	120
2004	28	19		1		5	9	138,148	42
Total	50	28		1		5	10	165,885	

PGA TOUR CAREER SUMMARY

PLAYOFF RECORD: 0-0

Year	Events Played	Cuts Made	1st	2nd	3rd	Top 10	Top 25	Earnings	Rank
2004	1								
Total	1								

COMBINED ALL-TIME MONEY (3 TOURS):

\$165,885

Johnson Wagner (Continued)

PGA TOUR TOP TOURNAMENT SUMMARY

Year	04
U.S. Open	CUT

CAREER STATISTICS

2004 NATIONWIDE TOUR STATISTICS

Scoring Average	.70.56
Driving Distance	.297.9
Driving Accuracy Percentage	.63.5%
Total Driving	.111
Greens in Regulation Pct.	.70.8%
Putting Average	.1.783
Sand Save Percentage	.37.2%
Eagles (Holes per)	.169.2
Birdie Average	.4.05
All-Around Ranking	.397
Scoring Avg Before Cut	.70.36
Scoring Avg 3rd Rnd	.71.63
Scoring Avg Final Rnd	.70.11
Birdie Conversion %	.31.9%
Par Breakers	.23.1%

MISC. NATIONWIDE TOUR STATISTICS

(19) 2004 Low Round/Round: 65—3 times, most
(36) recent Preferred Health Systems Wichita
(75) Open/1
(27) Career Low Round/Round: 64—2003 Gila
(12) River Classic at Wild Horse Pass Resort/1
(57) Career Largest Paycheck/Finish:
(138) \$39,600—2004 Chattanooga Classic Presented
(47) by Cummings Cove and RealtyCenter /GMAC/T2
(13) MISC. PGA TOUR STATISTICS
(20) 2004 Low Round/Round: 77—U.S. Open
(24) Championship/2
(85) Career Low Round/Round: 77—2004 U.S.
(9) Open Championship/2
(21)
(14)



Bubba Watson

EXEMPT STATUS: 37th on the 2004 Nationwide Tour money list

FULL NAME: Bubba Watson

HEIGHT: 6-3

WEIGHT: 180

BIRTHDATE: November 5, 1978

BIRTHPLACE: Bagdad, FL

RESIDENCE: Bagdad, FL

FAMILY: Wife, Angie

EDUCATION: Faulkner State Community College, University of Georgia

TURNED PROFESSIONAL: 2002

BEST NATIONWIDE TOUR CAREER FINISHES: T2—2004 Lake Erie Charity Classic at Peek 'n Peak Resort, Mark Christopher Charity Classic.

BEST 2004 NATIONWIDE TOUR FINISHES: T2—Lake Erie Charity Classic at Peek 'n Peak Resort, Mark Christopher Charity Classic; T4—Envirocare Utah Classic.

PROFESSIONAL CAREER:

Member of the Nationwide Tour in 2003-04. Made the cut in 13 of 16 tournament appearances on the 2004 Nationwide Tour, including eight top-25 finishes. Ranked No. 37 on the final money list, with \$142,904. After missing the cut in his first two events of the season, worked his way into a playoff at the Lake Erie Charity Classic despite an opening-round 77. Finished with rounds of 65-69-68 to finish 9-under 279 and tied with Michael Long and eventual winner Kevin Stadler. Notched another runner-up showing at the Mark Christopher Charity Classic, finishing three strokes behind Scott Dunlap. A T4 finish at the Envirocare Utah Classic rounded out his three top-10 finishes. Finished T44 at the Gila River Golf Classic, but made a little history along the way. During the third round, blasted a 422-yard tee shot—the longest recorded drive in Nationwide Tour history, topping the old mark of 418 by Brett Wetterich in 2003. Finished the season ranked No. 2 in Eagles (holes per) and Driving Distance (323.5). Made the cut in 13 of 21 events during his rookie season on the 2003 Nationwide Tour. Earned \$79,854 for the season, good enough for the No. 63 spot on the final money list. Started the year in impressive fashion with five top-20s in his first seven events, including a season-best T7 at the Lake Erie Charity Classic. Also during that stretch finished T11 at the Virginia Beach Open, T14 at the LaSalle Bank Open, T15 at the Rheem Classic and T17 at the SAS Carolina Classic. Struggled the rest of the season, finishing inside the top 20 just twice—T8 at the Oregon Classic and T14 at the Envirocare Utah Classic. Ranked No. 3 in Driving Distance (319.3 yards) and No. 8 in Par 5 Birdie Leaders (47.7 percent). Was T47 at the 2001 Fort Smith Classic, his only previous start on the Nationwide Tour. Monday qualifier at the 2002 Compaq Classic of New Orleans. Posted rounds of 73-78 to miss the cut in his first PGA TOUR start.

AMATEUR CAREER:

Three-time AJGA All-America selection. Played on two victorious Canon Cup squads. Named first-team junior college All-American at Faulkner State in Alabama. Attended the University of Georgia where he helped the Bulldogs to the 2000 SEC title. Had three top-10 finishes in nine starts. Won the Schenkel Invitational in the spring of 2000. Second-team All-Southeastern Conference pick. Honorable mention All-American.

PERSONAL:

Father started him in golf. Attended the same high school (Milton, FL) and played on the high school golf team with current PGA TOUR player Heath Slocum and Nationwide Tour player Boo Weekley. Self-taught player who learned the game by hitting wiffle balls around his house. Is using the same putter he has had since he first took up the game.

NATIONWIDE TOUR CAREER SUMMARY

PLAYOFF RECORD: 0-1

Year	Events Played	Cuts Made	1st	2nd	3rd	Top 10	Top 25	Earnings	Rank
2001	1	1						\$1,513	269
2003	21	13				2	7	79,854	63
2004	17	14		2		3	8	142,904	37
Total	39	28		2		5	15	224,271	

PGA TOUR CAREER SUMMARY

PLAYOFF RECORD: 0-0

Year	Events Played	Cuts Made	1st	2nd	3rd	Top 10	Top 25	Earnings	Rank
2002	1								
2004	1								
Total	2								

COMBINED ALL-TIME MONEY (3 TOURS):

\$224,271

Bubba Watson (Continued)

PGA TOUR TOP TOURNAMENT SUMMARY

Year	04
U.S. Open	CUT

CAREER STATISTICS

2004 NATIONWIDE TOUR STATISTICS

Scoring Average	70.44
Driving Distance	323.5
Driving Accuracy Percentage	56.3%
Total Driving	134
Greens in Regulation Pct.	68.8%
Putting Average	1.766
Sand Save Percentage	47.5%
Eagles (Holes per)	79.7
Birdie Average	4.27
All-Around Ranking	299
Scoring Avg Before Cut	70.24
Scoring Avg 3rd Rnd	70.21
Scoring Avg Final Rnd	71.14
Birdie Conversion %	34.7%
Par Breakers	25.0%

MISC. NATIONWIDE TOUR STATISTICS

(17) 2004 Low Round/Round: 64—Mark Christopher Charity Classic/2
(132) Career Low Round/Round: 64—2004 Mark Christopher Charity Classic/2
(37) Career Largest Paycheck/Finish: \$39,600—2 times, most recent 2004 Mark Christopher Charity Classic/T2
(29) MISC. PGA TOUR STATISTICS
(75) 2004 Low Round/Round: 73—U.S. Open Championship/1
(12) Career Low Round/Round: 73—2 times, most recent 2004 U.S. Open Championship/1
(47) (2) (1)



Scott Weatherly

EXEMPT STATUS: 5th Nationwide Tour Qualifier at the 2004 PGA TOUR Qualifying Tournament

FULL NAME: Scott Paul Weatherly

HEIGHT: 6-0

WEIGHT: 158

BIRTHDATE: February 24, 1978

BIRTHPLACE: Mobile, AL

RESIDENCE: Fort Payne, AL; plays out of Terrapin Hills CC

FAMILY: Single

EDUCATION: Auburn University (2000, Business Management)

TURNED PROFESSIONAL: 2000

BEST NATIONWIDE TOUR CAREER FINISH: T18—2004 Chattanooga Classic Presented by Cummings Cove and RealtyCenter/GMAC.

BEST 2004 NATIONWIDE TOUR FINISH: T18—Chattanooga Classic Presented by Cummings Cove and RealtyCenter/GMAC.

PGA TOUR TOP TOURNAMENT SUMMARY

Year	04
U.S. Open	CUT

CAREER STATISTICS

2004 NATIONWIDE TOUR STATISTICS

Scoring Average	69.50
Driving Distance	303.6
Driving Accuracy Percentage	72.0%
Total Driving	1,998
Greens in Regulation Pct.	75.5%
Putting Average	1.810
Sand Save Percentage	33.3%
Eagles (Holes per)	72.0
Birdie Average	3.58
Scoring Avg Before Cut	68.83
Scoring Avg 3rd Rnd	69.00
Scoring Avg Final Rnd	71.33
Birdie Conversion %	28.2%
Par Breakers	21.3%

MISC. NATIONWIDE TOUR STATISTICS

(N/A) 2004 Low Round/Round: 66—Henrico County Open/2
(N/A) Career Low Round/Round: 66—2004 Henrico County Open/2
(N/A) Career Largest Paycheck/Finish: \$6,075—2004 Chattanooga Classic Presented by Cummings Cove and RealtyCenter/GMAC/T18
(N/A) MISC. PGA TOUR STATISTICS
(N/A) 2004 Low Round/Round: 74—U.S. Open Championship/2
(N/A) Career Low Round/Round: 74—2004 U.S. Open Championship/2
(N/A) (N/A) (N/A)

PROFESSIONAL CAREER:

Missed gaining his 2005 PGA TOUR card by just one stroke at the 2004 Q-School. Has played in just three Nationwide Tour events, all coming in 2004 and all resulting in top-30 finishes—First Tee Arkansas Classic (T28), Chattanooga Classic (T18) and the Henrico County Open (T26). Missed the cut at the 2004 U.S. Open, his only career start on the PGA TOUR. Played on the Golden Bear Tour (2001), the DP Tour (2002-03) and the Gateway Tour (2004). Made the cut in seven of nine starts in the Beach Series last year, with three top-10 finishes, including a T6 at Farmstead GL in mid-July.

PERSONAL:

Cites playing in the 2004 U.S. Open as his biggest thrill in golf. Lists his grandfather as his hero. Got his start in golf by playing on the course built by his grandfather.

NATIONWIDE TOUR CAREER SUMMARY

PLAYOFF RECORD: 0-0

Year	Events Played	Cuts Made	1st	2nd	3rd	Top 10	Top 25	Earnings	Rank
2004	3	3					1	\$12,985	171
Total	3	3					1	12,985	

PGA TOUR CAREER SUMMARY

PLAYOFF RECORD: 0-0

Year	Events Played	Cuts Made	1st	2nd	3rd	Top 10	Top 25	Earnings	Rank
2004	1								
Total	1								

COMBINED ALL-TIME MONEY (3 TOURS):

\$12,985



Boo Weekley

EXEMPT STATUS: 14th Nationwide Tour Qualifier at the 2004 PGA TOUR Qualifying Tournament
FULL NAME: Thomas Brent Weekley
HEIGHT: 6-0
WEIGHT: 210
BIRTHDATE: July 23, 1973
BIRTHPLACE: Milton, FL

RESIDENCE: Jay, FL; plays out of Brewton CC (Brewton, AL)
FAMILY: Wife, Karyn; Thomas Parker (8/14/01)
EDUCATION: Abraham Baldwin Agricultural College
SPECIAL INTERESTS: Hunting, fishing
TURNED PROFESSIONAL: 1997

BEST NATIONWIDE TOUR CAREER FINISH: T7—2004 Northeast Pennsylvania Classic.

BEST 2004 NATIONWIDE TOUR FINISH: T7—Northeast Pennsylvania Classic.

BEST PGA TOUR CAREER FINISH: T19—2002 FedEx St. Jude Classic.

PROFESSIONAL CAREER:

Member of the PGA TOUR in 2002 and the Nationwide Tour in 2003-04. Made the cut in 13 of 21 starts on the 2004 Nationwide Tour, including four top-25 finishes. Ended the year No. 91 on the money list, with \$49,690. T7 at the Northeast Pennsylvania Classic was only top-10 finish of the season. Made the cut in 14 of 23 events on the 2003 Nationwide Tour. Finished the season No. 67 on the money list, with \$74,149. Cracked the top 25 on six different occasions, with two top-10s to his credit. Best result was a T8 at the Rheem Classic, followed by a T10 at the Monterey Peninsula Classic. Climbed as high as No. 48 on the money list in early August. Ranked No. 1 in Ball Striking, No. 2 in Total Driving and No. 6 in Greens in Regulation. Earned 2002 PGA TOUR card at 2001 PGA TOUR National Qualifying Tournament in his first trip to the finals. Made the cut in five of 24 starts during his rookie season on TOUR. Missed his first 10 cuts before finally cashing a paycheck, with a T19 at the FedEx St. Jude Classic in late June. Was tied for 64th after posting a 4-over 75 in the third round but rallied on Sunday with the lowest round of the day, an 8-under 63, to vault up the leaderboard. Finished the year ranked No. 2 in Driving Distance (297.0). Made two starts on the Nationwide Tour, missing the cut at the Louisiana Open and T16 at the Arkansas Classic. Played mini-tours for previous four years, winning multiple times on the DP Tour and the Emerald Coast Tour.

PERSONAL:

Played high school golf with PGA TOUR member Heath Slocum and Nationwide Tour member Bubba Watson. Slocum's dad, Jack, who runs the DP Tour, served as his caddie during finals of the Qualifying Tournament. Nicknamed after cartoon hero, Yogi Bear's sidekick, Boo Boo Bear. Studied turf grass science in college and later worked as a laborer at the Monsanto chemical plant in Pensacola, FL. Wore rainpants and tennis shoes during National Qualifying Tournament because cotton pants cause him to break out in a rash and he considers the tennis shoes more comfortable.

NATIONWIDE TOUR CAREER SUMMARY

PLAYOFF RECORD: 0-0

Year	Events Played	Cuts Made	1st	2nd	3rd	Top 10	Top 25	Earnings	Rank
2002	2	1					1	\$6,750	195
2003	23	14				2	6	74,149	67
2004	20	13				1	4	49,690	91
Total	45	28				3	11	130,589	

PGA TOUR CAREER SUMMARY

PLAYOFF RECORD: 0-0

Year	Events Played	Cuts Made	1st	2nd	3rd	Top 10	Top 25	Earnings	Rank
2002	24	5					2	\$95,206	200
Total	24	5					2	95,206	

COMBINED ALL-TIME MONEY (3 TOURS):

\$225,795

CAREER STATISTICS

2004 NATIONWIDE TOUR STATISTICS

Scoring Average	.71.09
Driving Distance	.298.2
Driving Accuracy Percentage	.65.5%
Total Driving	.84
Greens in Regulation Pct.	.70.7%
Putting Average	.1.827
Sand Save Percentage	.38.0%
Eagles (Holes per)	.198.0
Birdie Average	.3.85
All-Around Ranking	.501
Scoring Avg Before Cut	.70.50
Scoring Avg 3rd Rnd	.72.23
Scoring Avg Final Rnd	.71.77
Birdie Conversion %	.29.4%
Par Breakers	.21.9%

MISC. NATIONWIDE TOUR STATISTICS

(54) 2004 Low Round/Round: 65—BMW Charity
(34) Pro-Am at The Cliffs/2
(50) Career Low Round/Round: 65—2004 BMW
(10) Charity Pro-Am at The Cliffs/2
(14) Career Largest Paycheck/Finish:
(129) \$14,513—2004 Northeast Pennsylvania
(133) Classic/T7
(60) MISC. PGA TOUR STATISTICS
(27) 2004 Low Round/Round:
(48) Career Low Round/Round: 63—2002 FedEx
(29) St. Jude Classic/4
(112) Career Largest Paycheck/Finish:
(76) \$37,724—2002 FedEx St. Jude Classic/T19
(58)
(26)



Tim Wilkinson

EXEMPT STATUS: 30th Nationwide Tour Qualifier at the 2004 PGA TOUR Qualifying Tournament
FULL NAME: Timothy David Wilkinson
HEIGHT: 5-7
WEIGHT: 155
BIRTHDATE: July 26, 1978
BIRTHPLACE: Palmerston North, New Zealand

RESIDENCE: Palmerston North, New Zealand
FAMILY: Single
TURNED PROFESSIONAL: 2003

BEST NATIONWIDE TOUR CAREER FINISH: T5—2004 Miccosukee Championship.

BEST 2004 NATIONWIDE TOUR FINISHES: T5—Miccosukee Championship; T7—Knoxville Open.

BEST PGA TOUR CAREER FINISH: T27—2004 Buick Championship.

BEST 2004 PGA TOUR FINISH: T27—Buick Championship.

PROFESSIONAL CAREER:

Will be playing his rookie season on the 2005 Nationwide Tour. Made six starts during the 2004 season, making the cut in two of those. Made the most of his opportunities, finishing T5 at the Miccosukee Championship and T7 at the Knoxville Open. Made one start on the 2004 PGA TOUR, picking up \$29,820 with a T27 at the Buick Championship. Moved up 37 places on the final day on the strength of a 6-under-par 64. Also made the cut at the 2003 Deutsche Bank Championship, his only other PGA TOUR start.

PERSONAL:

Got his start in golf from following in his brother's footsteps.

Tim Wilkinson (Continued)

NATIONWIDE TOUR CAREER SUMMARY

PLAYOFF RECORD: 0-0

Year	Events Played	Cuts Made	1st	2nd	3rd	Top 10	Top 25	Earnings	Rank
2003	1	1						\$1,342	333
2004	6	2				2	2	32,881	115
Total	7	3				2	2	34,223	

PGA TOUR CAREER SUMMARY

PLAYOFF RECORD: 0-0

Year	Events Played	Cuts Made	1st	2nd	3rd	Top 10	Top 25	Earnings	Rank
2003	1	1						\$9,900	
2004	1	1						29,820	
Total	2	2						39,720	

COMBINED ALL-TIME MONEY (3 TOURS):

\$73,943

CAREER STATISTICS

2004 NATIONWIDE TOUR STATISTICS

Scoring Average	71.25	(N/A)
Driving Distance	280.6	(N/A)
Driving Accuracy Percentage	55.8%	(N/A)
Total Driving	288.0	(N/A)
Greens in Regulation Pct.	60.4%	(N/A)
Putting Average	1.753	(N/A)
Sand Save Percentage	44.4%	(N/A)
Eagles (Holes per)	288.0	(N/A)
Birdie Average	3.38	(N/A)
Scoring Avg Before Cut	71.67	(N/A)
Scoring Avg 3rd Rnd	69.00	(N/A)
Scoring Avg Final Rnd	71.00	(N/A)
Birdie Conversion %	27.7%	(N/A)
Par Breakers	19.1%	(N/A)

MISC. NATIONWIDE TOUR STATISTICS

2004 Low Round/Round: 64—Miccosukee Championship/1
Career Low Round/Round: 64—2004 Miccosukee Championship/1
Career Largest Paycheck/Finish: \$17,563—2004 Miccosukee Championship/T5
MISC. PGA TOUR STATISTICS
2004 Low Round/Round: 64—Buick Championship/4
Career Low Round/Round: 64—2004 Buick Championship/4
Career Largest Paycheck/Finish: \$29,820—2004 Buick Championship/T27



Tyler Williamson

EXEMPT STATUS: 13th Nationwide Tour Qualifier at the 2004 PGA TOUR Qualifying Tournament

FULL NAME: Tyler Perkins Williamson

HEIGHT: 5-7

WEIGHT: 165

BIRTHDATE: May 17, 1972

BIRTHPLACE: Sacramento, CA

RESIDENCE: Decatur, AL; plays out of Burningtree GC

FAMILY: Wife, Tonia; Riley (10/24/98), Easton (6/12/00)

EDUCATION: California State University-Sacramento (1999, Business Marketing)

SPECIAL INTERESTS: Playing with his kids

TURNED PROFESSIONAL: 1996

NATIONWIDE TOUR VICTORIES (1): 2002 Preferred Health Systems Wichita Open.

BEST 2004 NATIONWIDE TOUR FINISHES: T3—Price Cutter Charity Championship; T6—Chattanooga Classic Presented by Cummings Cove and RealtyCenter/GMAC, Gila River Classic at Wild Horse Pass Resort; T10—Envirocare Utah Classic.

PROFESSIONAL CAREER:

Member of the Nationwide Tour in 2001-04. Made the cut in 11 of 26 starts on the 2004 Nationwide Tour, including six top-25 finishes. Finished the year No. 62 on the official money list, with \$98,191. Best showing of the season was T3 at the Price Cutter Charity Championship, including a course-record 12-under-par 60 in the final round. It marked the low 18-hole score of the season, later equaled by Chris Nallen. Flirted with the magic number of 59 but missed a three-footer for eagle on No. 11 and watched as his 45-foot eagle putt on No. 18 came up just one inch from falling in the hole. Posted other top-10 finishes at the Chattanooga Classic (T6), Gila River Golf Classic (T6) and the Envirocare Utah Classic (T10). Had a hole-in-one on No. 7 during the first round of the First Tee Arkansas Classic. Made the cut in only four of 22 starts in 2003. T21 at the Knoxville Open was his only top-25 finish. Made the cut in 15 of 26 starts on Tour in 2002. Had three top-10 finishes, including first career win at the Preferred Health Systems Wichita Open. Missed three straight cuts prior to Wichita, where he opened with rounds of 68-67 to take the 36-hole lead. Third-round 71 dropped him to a five-way tie for second, one back of leader Keoke Cotner. Birdied the 16th hole to take a one-shot lead and then made difficult par save on the final hole to preserve the victory over Cotner and Jeff Klauk. Was T3 at the Lake Erie Charity Classic. Opened with a 67 and followed it with three straight 70s to wind up at 7-under par, two back of winner Patrick Moore. Made the cut in five of seven Nationwide Tour tournaments in 2001. Posted two top-10 and four top-25 finishes. Best tournament was a T7 at the Ozarks Open after rounds of 67-67. Collected his best paycheck of the season with \$13,556. Finished T9 at the Fort Smith Classic after four rounds in the 60s (66-67-68-67). Winner of two events on the 2000 NGA/Hooters Tour, including the Cypress Creek Golf Classic and the Boomtown Casino Classic. Missed the cut in his only PGA TOUR start, the 1997 AT&T Pebble Beach National Pro-Am.

PERSONAL:

Got his start in golf by hitting his dad's range balls. Claims to be a better baseball player than golfer. Draws inspiration from writing on his golf bag left by his wife and children.

NATIONWIDE TOUR CAREER SUMMARY

PLAYOFF RECORD: 0-0

Year	Events Played	Cuts Made	1st	2nd	3rd	Top 10	Top 25	Earnings	Rank
1997	1	1						\$980	235
1999	1								
2000	3	2				1	2	19,954	142
2001	7	5				2	4	35,664	101
2002	26	15	1		1	3	5	145,696	23
2003	22	4					1	7,887	208
2004	26	11			1	4	6	98,191	62
Total	86	38	1		2	10	18	308,372	

PGA TOUR CAREER SUMMARY

PLAYOFF RECORD: 0-0

Year	Events Played	Cuts Made	1st	2nd	3rd	Top 10	Top 25	Earnings	Rank
1997	1								
Total	1								

COMBINED ALL-TIME MONEY (3 TOURS):

\$308,372

CAREER STATISTICS

2004 NATIONWIDE TOUR STATISTICS

Scoring Average	71.20	(62)
Driving Distance	279.6	(127)
Driving Accuracy Percentage	69.6%	(16)
Total Driving	143	(64)
Greens in Regulation Pct.	66.7%	(69)
Putting Average	1.755	(14)
Sand Save Percentage	53.5%	(21)
Eagles (Holes per)	222.0	(74)
Birdie Average	3.82	(29)
All-Around Ranking	412	(24)
Scoring Avg Before Cut	71.46	(86)
Scoring Avg 3rd Rnd	69.64	(11)
Scoring Avg Final Rnd	71.55	(66)
Birdie Conversion %	31.8%	(24)
Par Breakers	21.7%	(29)

MISC. NATIONWIDE TOUR STATISTICS

2004 Low Round/Round: 60—Price Cutter Charity Championship/4
Career Low Round/Round: 60—2004 Price Cutter Charity Championship/4
Career Largest Paycheck/Finish: \$76,500—2002 Preferred Health Systems Wichita Open/1
MISC. PGA TOUR STATISTICS
Career Low Round/Round: 71—1997 AT&T Pebble Beach National Pro-Am/1

Other Prominent Players

A

ALFIERI, Joseph (AL-fee-air-ee)

FULL NAME: Joseph Alfieri II **BIRTHDATE:** July 20, 1969 **BIRTHPLACE:** Tampa, FL **RESIDENCE:** Tampa, FL; plays out of Cheval G&CC (Lutz, FL) **HEIGHT:** 5-6 **WEIGHT:** 165 **FAMILY:** Wife, Laura; Kierstan (2/27/98), Cade (12/14/99) **EDUCATION:** University of South Florida **SPECIAL INTERESTS:** Spending time with family, watching sports **TURNED PROFESSIONAL:** 2001 **OTHER INFORMATION:** Will be playing his rookie season on the 2005 Nationwide Tour. Has made one cut in just three career appearances on Tour, finishing T53 at the 2004 Pete Dye West Virginia Classic. Member of the Hooters Tour from 2002-04. Made the cut in all 19 starts on the 2003 Hooters Tour, finishing No. 8 on the final money list and winning the Stables Casino Classic. Enjoyed an outstanding amateur career, winning Player of the Year honors in the state of Florida in 1999 and 2001. Winner of the 2003 Florida Open, holding off a late charge from Gary Nicklaus. Other amateur championships included three consecutive Four-Ball Championships, two Mid-Amateur Four-Ball South titles, the 1999 and the 2001 Match Play Championship. Cites playing a golf tournament in front of his family as his biggest thrill in golf. Lists Jack Nicklaus and Ben Hogan as his heroes. Got his start in golf from his dad. Non-related golf jobs include serving as a business manager for a food brokerage company.



ARAGON, Alex

FULL NAME: Alejandro Aragon **BIRTHDATE:** March 11, 1979 **BIRTHPLACE:** Mexico City, Mexico **RESIDENCE:** San Diego, CA; plays out of La Costa (Carlsbad, CA) **HEIGHT:** 6-0 **WEIGHT:** 185 **FAMILY:** Single **EDUCATION:** Stanford University (2001, Industrial Engineering) **SPECIAL INTERESTS:** Poker, playing guitar **TURNED PROFESSIONAL:** 2001 **OTHER INFORMATION:** Will be playing his rookie season on the 2005 Nationwide Tour. Has missed the cut in all five career Nationwide Tour starts. Member of the Tight Lies Tour in 2003 where he posted two runner-up finishes in back-to-back weeks. Ended the year No. 21 on the money list. Member of the Gateway Tour in 2004. Cites making it to the final stage of the 2004 PGA TOUR National Qualifying Tournament as his biggest thrill in golf. Lists Joe Montana, Jerry Rice and Jack Nicklaus as his heroes. Got his start in golf from his dad. His younger sister attends Stanford University.



AUBREY, Emlyn

FULL NAME: Emlyn Davis Aubrey **BIRTHDATE:** January 28, 1964 **BIRTHPLACE:** Reading, PA **RESIDENCE:** Bossier City, LA; plays out of GC at Stonebridge **HEIGHT:** 6-2 **WEIGHT:** 185 **FAMILY:** Wife, Cindy; Adelade Louise (4/29/96), Duncan Davis (3/14/00) **EDUCATION:** Louisiana State University (1986) **SPECIAL INTERESTS:** Family, faith **TURNED PROFESSIONAL:** 1986 **OTHER INFORMATION:** Member of Nationwide Tour in 1993-94, 1998 and 2001-03. Member of PGA TOUR in 1990-92, 1995-97 and 1999-00. Missed the cut at the 2004 Alberta Classic, his only start on Tour. Made the cut in 13 of 24 events on the 2003 Nationwide Tour, finishing the year No. 80 on the money list, with \$58,367. Cracked the top 25 three times, including two inside the top 10 in back-to-back weeks. Finished a season-best T5 at the Rheem Classic, followed by a T8 at the BMW Charity Pro-Am at The Cliffs. Ranked fourth on Tour in Putts Per Round (28.35). Finished No. 31 on the 2002 Nationwide Tour final money list, with \$126,169. Made the cut in 16 of 21 tournaments, notching nine top-25 finishes. Best outing was T2 at the Albertsons Boise Open, where rounds of 69-69-68-69 left him just two strokes behind tournament winner Jason Gore. Made the cut in six of 23 events in 2001, with his best finish a T5 at the Arkansas Classic. Recorded two top-25 finishes on the 2000 PGA TOUR, including a season-best T18 at the SEI Pennsylvania Classic. Played in 18 events on the 1999 PGA TOUR, with a career-high three top-10 finishes. Won 1998 Wichita Open with a then-tournament record 23-under 265. Set the Willowbend CC course record of 11-under 61 in the second round. Final-round 5-under-par 67 led way to career-best PGA TOUR finish, a T2 in 1996 Greater Vancouver Open. Regained PGA TOUR card by earning \$113,919 for 10th-place finish on the 1994 Nationwide Tour money list. He had three runner-up showings. First Nationwide Tour victory came at the 1993 Miami Valley Open. Won 1989 Philippines Open and 1994 Indian Open on Asian Tour. Three-time winner (1982-84) of Pennsylvania State Public Links Championship. Winner of 1984 Southeastern Conference title while playing for Louisiana State. Attends a number of auto racing schools each year and has participated in races. Wife, Cindy, caddied for him prior to the birth of their daughter. Got his start in golf from his father, who was also his high school golf coach.



NATIONWIDE TOUR SUMMARY:

NATIONWIDE TOUR VICTORIES (2): 1993 Miami Valley Open. 1998 Wichita Open.

MONEY & POSITION:

1990 — 2,334 — 157	1995 — 0	2002 — 126,169 — 31
1991 — 1,775 — 184	1996 — 4,545 — 161	2003 — 58,367 — 80
1992 — 1,763 — 198	1998 — 129,967 — 13	2004 — 0
1993 — 72,944 — 14	2000 — 3,080 — 219	
1994 — 113,919 — 10	2001 — 28,761 — 114	

NATIONWIDE TOUR CAREER LOW ROUND: 61—1998 Wichita Open/2

2004 NATIONWIDE TOUR SUMMARY: Tournaments Entered—1; in money—0; Top-10 finishes—0

NATIONWIDE TOUR CAREER SUMMARY: Tournaments Entered—155; in money—97; Top-10 finishes—29

NATIONWIDE TOUR CAREER EARNINGS: \$543,625

PGA TOUR SUMMARY:

BEST PGA TOUR CAREER FINISH: T2—1996 Greater Vancouver Open.

MONEY & POSITION:

1988 — 0	1993 — 18,125 — 220	1999 — 290,806 — 136
1989 — 9,007 — 215	1994 — 3,802 — 289	2000 — 110,221 — 189
1990 — 122,329 — 126	1995 — 137,020 — 140	2001 — 0
1991 — 91,257 — 139	1996 — 296,005 — 74	
1992 — 58,087 — 167	1997 — 70,383 — 184	

PGA TOUR CAREER SUMMARY: Tournaments Entered—214; in money—107; Top-10 finishes—8

PGA TOUR CAREER EARNINGS: \$1,207,041

B

BARCELO, Rich

FULL NAME: Richard Rene Barcelo **BIRTHDATE:** July 12, 1975 **BIRTHPLACE:** Long Beach, CA **RESIDENCE:** Reno, NV; plays out of Red Hawk GC **HEIGHT:** 6-3 **WEIGHT:** 180 **FAMILY:** Wife, Teresa **EDUCATION:** University of Nevada (1998, Speech Communications) **SPECIAL INTERESTS:** Movies, dining, playing with his dogs **TURNED PROFESSIONAL:** 1998 **OTHER INFORMATION:** Rookie on the 2004 PGA TOUR after finishing T21 at the 2003 PGA TOUR Qualifying Tournament. Made the cut in eight of 26 starts on TOUR last year, finishing No. 186 on the final money list, with \$223,597. Career-best T16 at the Booz Allen Classic was one of two top-25 finishes. Member of the Nationwide Tour in 1999 and 2002-03. Finished in the top 50 on the money list in 2002 and 2003. Made the cut in 16 of 27 events on the 2003 Nationwide Tour, finishing 45th. Posted three top-10s, including a career-best T2 at the Monterey Peninsula Classic. Finished No. 50 on the final money list in 2002, with a season's-best third at the Holden Clearwater Classic. Ranked No. 3 on the 2002 Nationwide Tour with a 308-yard driving average. Only previous PGA TOUR start came at the 2001 Reno-Tahoe Open, where he missed the cut. Winner of the 2000 California State Open. A T4 at the 1999 Dakota Dunes Open was his best finish during his rookie season on the Nationwide Tour. Had a hole-in-one during the third round of the second stage of the 1998 PGA TOUR National Qualifying Tournament. Honorable Mention All-American selection at University of Nevada in 1998. Named 1998 Big West Conference Player of the Year. Medalist at the 1998 Stanford U.S. Intercollegiate and the 1995 Colorado State Invitational. Was an all-city basketball player during high school. Played in the 1986 Little League World Series. Brother, Marc, played in junior college and College World Series before going on to a six-year professional career as a pitcher in the Minnesota Twins and Chicago Cubs organizations.



NATIONWIDE TOUR SUMMARY:

BEST NATIONWIDE TOUR CAREER FINISH: T2—2003 Monterey Peninsula Classic.

MONEY & POSITION:

1999 — 37,126 — 74	2002 — 92,547 — 50	2004 — 1,980 — 297
2001 — 2,724 — 234	2003 — 98,146 — 45	

BEST 2004 NATIONWIDE TOUR FINISHES: T40—Northeast Pennsylvania Classic.

NATIONWIDE TOUR CAREER LOW ROUND: 64—2003 Price Cutter Charity Championship/2

2004 NATIONWIDE TOUR SUMMARY: Tournaments Entered—1; in money—1; Top-10 finishes—0

NATIONWIDE TOUR CAREER SUMMARY: Tournaments Entered—82; in money—47; Top-10 finishes—6

NATIONWIDE TOUR CAREER EARNINGS: \$232,522

PGA TOUR SUMMARY:

BEST PGA TOUR CAREER FINISH: T16—2004 Booz Allen Classic.

MONEY & POSITION:

2001 — 0	2004 — 223,597 — 186
----------	----------------------

BEST 2004 PGA TOUR FINISHES: T16—Booz Allen Classic; T21—AT&T Pebble Beach National Pro-Am.

2004 PGA TOUR SUMMARY: Tournaments Entered—26; in money—8; Top-10 finishes—0

PGA TOUR CAREER SUMMARY: Tournaments Entered—27; in money—8; Top-10 finishes—0

PGA TOUR CAREER EARNINGS: \$223,597

Other Prominent Players

BARRANGER, Todd

FULL NAME: Todd David Barranger **BIRTHDATE:** October 19, 1968 **BIRTHPLACE:** Elmer, NJ **RESIDENCE:** Bluffton, SC **HEIGHT:** 5-10 **WEIGHT:** 175 **FAMILY:** Wife, Tracy; Todd Jr. **EDUCATION:** Scottsdale Community College **SPECIAL INTERESTS:** Horses, playing with son **TURNED PROFESSIONAL:** 1991 **OTHER INFORMATION:** Member of Nationwide Tour in 1997, 2000-02 and 2004. Struggled last season, with a T53 at the Price Cutter Charity Championship his only made cut in 14 starts. Made the cut in eight of 31 events on the 2003 PGA TOUR, with T19 at the Buick Open his best result. Made return trip to the PGA TOUR for the first time since 1994 after finishing 15th on the 2002 Nationwide Tour money list. Finished T13 in the season-ending TOUR Championship, good enough to remain in the 15th spot on the money list. Just one year earlier, he entered the tournament in the same spot, only to be denied a PGA TOUR card after being bumped to the 16th spot. Posted 12 top-25 finishes and seven top-10 performances during the season. Made the cut in the final seven tournaments, finishing out of the top 20 just one time during that stretch. Shot a course-record and career-best 11-under-par 61 in the third round of the BMW Charity Pro-Am at The Cliffs, tying three others for the low round of the year on the Nationwide Tour. Earned his first career win on the Nationwide Tour at the 2001 Dayton Open, where he shared the lead after each of the first three days. Posted a final-round, 7-under-par 65 to edge Bo Van Pelt by one stroke. His winning score of 26-under par tied the Nationwide Tour record held by Chris Smith (1997 Omaha Classic) for the most strokes under par in a 72-hole event. Made the cut in 18 of 27 events in 2001. Monday-qualified for both Tours in 2000, ended up playing in a combined 13 events and making over \$100,000. Made three of five cuts on the PGA TOUR, including a T18 at the B.C. Open. Had two top-25s on the Nationwide Tour in 1997, but struggled making just eight cuts in 22 starts. Became ill later that year and tests found that his red blood cell count was high. Had been diagnosed with testicular cancer in 1995. Underwent surgery and returned to his golf career in March 1996. Won the Thailand Open later that year and earned spot in 1996 Sarazen World Open Championship, where he finished T9. Best finish in 1994 was a T13 at the B.C. Open. Led 1994 Buick Southern Open after first round but faltered and finished T60. Five-time winner on Tommy Armour Tour. NJCAA All-America selection in 1986 at Scottsdale Community College. Four-time Arizona state horse champion in showmanship from 1982-85. Lists fellow cancer survivors Lance Armstrong and Arnold Palmer among his heroes.



NATIONWIDE TOUR SUMMARY:

NATIONWIDE TOUR VICTORIES (1): 2001 Dayton Open.

MONEY & POSITION:

1994 — 648 — 248	1997 — 8,254 — 135	2002 — 186,666 — 15
1995 — 2,430 — 197	2000 — 63,648 — 73	2003 — 0
1996 — 2,360 — 189	2001 — 159,392 — 16	2004 — 1,544 — 335

BEST 2004 NATIONWIDE TOUR FINISH: T53—Preferred Health Systems Wichita Open.

NATIONWIDE TOUR CAREER LOW ROUND: 61—2002 BMW Charity Pro-Am at The Cliffs/3

2004 NATIONWIDE TOUR SUMMARY: Tournaments Entered—15; in money—1; Top-10 finishes—0

NATIONWIDE TOUR CAREER SUMMARY: Tournaments Entered—108; in money—55; Top-10 finishes—13

NATIONWIDE TOUR CAREER EARNINGS: \$424,940

PGA TOUR SUMMARY:

BEST PGA TOUR CAREER FINISH: T13—1994 B.C. Open.

MONEY & POSITION:

1994 — 40,356 — 199	2001 — 7,700	2003 — 158,700 — 186
2000 — 43,767	2002 — 43,200	2004 — 0

2004 PGA TOUR SUMMARY: Tournaments Entered—1; in money—0; Top-10 finishes—0

PGA TOUR CAREER SUMMARY: Tournaments Entered—65; in money—23; Top-10 finishes—0

PGA TOUR CAREER EARNINGS: \$293,723

BATEMAN, Ahmad

FULL NAME: Ahmad Daniel Bateman **BIRTHDATE:** August 6, 1961 **BIRTHPLACE:** Windsor, Ontario, Canada **RESIDENCE:** Orlando, FL; plays out of Stoneybrook GC (Estero, FL) **HEIGHT:** 6-0 **WEIGHT:** 160 **FAMILY:** Wife, Shinta; Aneeshah (9/1/95), Adam (6/26/98) **EDUCATION:** University of Southern California **SPECIAL INTERESTS:** Family, faith, sports, Scrabble, Detroit Red Wings hockey **TURNED PROFESSIONAL:** 1982 **OTHER INFORMATION:** Member of Nationwide Tour from 1997-2004. Made the cut in 16 of 26 appearances on the 2004 Nationwide Tour, including five top-25 finishes. Earned \$66,195 to wind up the season No. 78 on the official money list. Only top-10 came at the Rheem Classic, where rounds of 68-70-66-68 gave him a T5 showing. Ranked No. 3 in Driving Accuracy Percentage (73.3). Made the cut in just one of eight appearances on Tour in 2003, finishing T60 at the Chattanooga Classic. Finished No. 119 on the 2002 Nationwide Tour money list. Made seven cuts in 20 tournaments, with his best finish two T12s at the season-opening Jacob's Creek Open and the Preferred Health Systems Wichita Open. Granted a medical



extension after shoulder problems forced him to miss most of the 2001 season. Had surgery in July. Played in just three events early in the 2001 schedule, missing the cut in all three. Did not play first 2000 Nationwide Tour event until June due to membership status. After not making it past 36 holes in first three events, ran off seven consecutive cuts made. Included in that run were six top-17 finishes and 24 consecutive rounds at par or better, the best on Tour. Tied for first-round lead at the Omaha Classic before losing to David Berganio, Jr. in a two-hole playoff. Opening-round 64 tied his career-low round. Set new Tour record with 28 birdies during the four rounds in Omaha. Followed that with two more top-10s, a T9 at the Ozarks Open and T7 at the Fort Smith Classic. Played the Asian PGA Tour prior to June and recorded three top-10s in four events. Best was a third-place finish at the Volvo China Open. Throughout his career, has played on the Asian PGA TOUR in 1997 and 1999-2003. Appeared on CBS show "Winning Lines" in February 2000 and won \$90,000. Fired a final-round 64 to jump from 41st to eighth at the Wichita Open for his best finish of the 1999 season. Underwent arthroscopic back surgery the week following the 1997 PGA TOUR National Qualifying Tournament. Returned in early March for the 1998 Greater Austin Open. Winner of 1997 Carolina Classic. Made the only eagle of the final round, a holed sand shot on the 13th hole to win by one stroke over Dennis Paulson, Steve Flesch and Terry Price. Earned Player of the Month honors for May 1997. At the 1996 Utah Classic, set Tour record for best birdie-eagle streak when he played an eight-hole stretch in 9-under-par. Began streak with four consecutive birdies, added an eagle, then ran off three more birdies to better the record shared by Tom Lehman and Tommy Tolles. Winner of 10 professional events, including 1995 Southern California PGA Championship. Was T7 in 1995 PGA Club Professional Championship that earned him a spot in 1996 PGA Championship. Met wife, Shinta, while playing at the 1994 Indonesian Open on the Asian Tour. Calls it his biggest thrill in golf. Was the teaching professional at El Dorado Park GC in Long Beach, CA.

NATIONWIDE TOUR SUMMARY:

NATIONWIDE TOUR VICTORIES (1): 1997 Carolina Classic.

MONEY & POSITION:

1992 — 960 — 234	1997 — 101,310 — 16	2001 — 0
1993 — 0	1998 — 7,941 — 136	2002 — 28,921 — 119
1995 — 0	1999 — 9,831 — 126	2003 — 1,328 — 338
1996 — 1,815 — 196	2000 — 98,857 — 55	2004 — 66,195 — 78

BEST 2004 NATIONWIDE TOUR FINISH: T5—Rheem Classic.

NATIONWIDE TOUR CAREER LOW ROUND: 64—4 times, most recent 2002 Gila River Classic at Wild Horse Pass Resort/2

2004 NATIONWIDE TOUR SUMMARY: Tournaments Entered—26; in money—16; Top-10 finishes—1

NATIONWIDE TOUR CAREER SUMMARY: Tournaments Entered—150; in money—61; Top-10 finishes—10

NATIONWIDE TOUR CAREER EARNINGS: \$317,158

PGA TOUR SUMMARY:

MONEY & POSITION:

1996 — 0	1999 — 0
----------	----------

PGA TOUR CAREER SUMMARY: Tournaments Entered—5; in money—0; Top-10 finishes—0

BATES, Pat

FULL NAME: Patrick Alfred Bates **BIRTHDATE:** July 26, 1969 **BIRTHPLACE:** St. Louis, MO **RESIDENCE:** Boca Raton, FL **HEIGHT:** 6-3 **WEIGHT:** 195 **FAMILY:** Wife, Kristine; John Spencer (11/24/97), Kendall MacKenzie (3/11/99), Cooper Douglas (2/6/02) **EDUCATION:** University of Florida (1991, Communication Studies) **SPECIAL INTERESTS:** Bible study, fitness, sports **TURNED PROFESSIONAL:** 1992 **OTHER INFORMATION:** Member of the Nationwide Tour in 1994 and 1996-2001. Member of the PGA TOUR in 1995 and 2002-04. First top-10 of the 2004 season came in October in his 28th event, a T10 at the Southern Farm Bureau Classic, thanks to four rounds in the 60s. Finished the season No. 168 on the final money list after making the cut in 16 of 32 events. In 2003, finished 123rd for second consecutive season. Played in 35 tournaments for the most starts for the season, joining three other players—Neal Lancaster, Spike McRoy and Esteban Toledo. Posted four rounds in the 60s for the first time in his career on the PGA TOUR to produce his only top-10 of the season, a T5 at the Bank of America Colonial. Returned to PGA TOUR in 2002 for first time since 1995. Collected initial top-10 finish of PGA TOUR career in his 49th start, T10 at the Greater Greensboro Chrysler Classic. Tied the course record at the TPC at Deere Run with a second-round 62 on his 33rd birthday. Record was broken later in the afternoon when eventual winner J.P. Hayes shot a 61. Recovered from a third-round 73, firing a 68 on Sunday to finish T6 at the Buick Open. His \$106,838 paycheck pushed him over the \$500,000 mark for the first time in his career. During 2001, became fourth three-time winner in Nationwide Tour history to earn in-season promotion to PGA TOUR (Chris Smith, Heath Slocum and Chad Campbell were first three). Finished second on money list, with \$352,261 and became the new Nationwide Tour career money leader with \$844,499. Almost had to give up golf at beginning of season due to financial struggles and loss of sponsors but posted T17 in Florida Classic in Gainesville where he went to college to earn \$5,376 paycheck and stay afloat. Won the Siouxland Open for the second time in his career. Second victory came at Shreveport Open, where four rounds in the 60s set a tournament record (20-under 268). By



Other Prominent Players

winning the TOUR Championship the following week gained a spot in final official-money event on PGA TOUR, Southern Farm Bureau Classic, but chose not to play. Became the fifth player in the 13-year history of the Nationwide Tour to win back-to-back tournaments. Tied with Paul Claxton and Paul Gow after 54 holes at the 2000 Hershey Open. A 74 on Sunday resulted in T7. Was one shot off the 54-hole lead at the Ozarks Open. Final-round 69 placed him in a three-man playoff with Mike Heinen and Pat Perez, which was won by Perez. Granted special member/medical status for the 2000 season. Played in just five events in 1999 before having season-ending neck surgery in April. Had made first three cuts, including two top-15s. Fired rounds of 64-66 on the weekend to earn his second career Nationwide Tour title at the 1997 Colorado Classic. First-round, 11-under-par 61 at the Cleveland Open is the Quail Hollow Resort course record. Finished third on the 1994 Nationwide Tour money list to earn 1995 PGA TOUR membership for the first time in his career. Won the Dakota Dunes Open. Member of Canadian Tour in 1992 and 1993. Three-time All-America and All-SEC selection from 1989-91 at University of Florida. Very active in Fellowship of Christian Athletes. After taking two-stroke penalty for hitting wrong ball in 1993 Canadian Tour event, began writing a Bible verse on his ball for identification purposes. Wife, Kristine Tewell, is daughter of Champions Tour veteran Doug Tewell.

NATIONWIDE TOUR SUMMARY:

NATIONWIDE TOUR VICTORIES (5): 1994 Dakota Dunes Open. 1997 Colorado Classic. 2001 Siouxland Open, Shreveport Open, Tour Championship.

MONEY & POSITION:

1991	—	671	—	278	1996	—	59,909	—	30	1999	—	7,305	—	140
1994	—	155,469	—	3	1997	—	90,733	—	20	2000	—	92,161	—	57
1995	—	0			1998	—	85,990	—	28	2001	—	352,261	—	2

NATIONWIDE TOUR CAREER LOW ROUND: 61—1997 Cleveland Open/1

NATIONWIDE TOUR CAREER SUMMARY: Tournaments Entered—154; in money—99; Top-10 finishes—31

NATIONWIDE TOUR CAREER EARNINGS: \$844,499

PGA TOUR SUMMARY:

BEST PGA TOUR CAREER FINISH: T5—2003 Bank of America Colonial.

MONEY & POSITION:

1993	—	0			1996	—	5,714	—	307	2003	—	496,978	—	123
1994	—	0			1997	—	3,582	—	315	2004	—	299,384	—	168
1995	—	48,049	—	206	2002	—	537,284	—	123					

BEST 2004 PGA TOUR FINISH: T10—Southern Farm Bureau Classic.

2004 PGA TOUR SUMMARY: Tournaments Entered—32; in money—16; Top-10 finishes—1
PGA TOUR CAREER SUMMARY: Tournaments Entered—134; in money—63; Top-10 finishes—5

PGA TOUR CAREER EARNINGS: \$1,390,991

BECK, Chip

FULL NAME: Charles Henry Beck **BIRTHDATE:** September 12, 1956 **BIRTHPLACE:** Fayetteville, NC **RESIDENCE:** Lake Forest, IL; plays out of the Merit Club, Libertyville, IL **HEIGHT:** 5-10 **WEIGHT:** 170 **FAMILY:** Wife, Karen; Charles (11/12/83), Elizabeth (3/16/87), Mary Catherine (7/7/90), Anne Marie (5/28/92), John (5/17/93), Carl Henry (10/30/95) **EDUCATION:** University of Georgia **SPECIAL INTERESTS:** Landscaping, water skiing, paddle tennis **TURNUED PROFESSIONAL:** 1978 **OTHER INFORMATION:** Winner of four career PGA TOUR events. Missed the cut in all five starts on the 2004 Nationwide Tour. Played 12 events on Tour in 2003, making five cuts to place 181st on the money list. Best finish was a T19 at the Rheem Classic. Missed cut in both PGA TOUR starts in 2003 but recorded an ace during the second round of the Greater Milwaukee Open, using a 4-iron on the par-3, 205-yard seventh hole. Also ached the 315-yard, par-4 ninth hole at the Nationwide Tour's Omaha Classic in August, only the second ace on a par 4 in the history of all three Tours and the first on the Nationwide Tour. Had long dry spell from 1997-98 in which he missed 47 consecutive cuts before breaking that streak at the 1998 Greater Milwaukee Open. Recorded the second 59 in PGA TOUR history on October 11, 1991 in the third round of the Las Vegas Invitational. Made 13 birdies and no bogeys at Sunrise GC. Sank a three-foot putt on his final hole to join Al Geiberger as the only sub-60 shooters in TOUR history. David Duval added a 59 in 1999. Best year on TOUR was 1988, where victories at the Los Angeles Open and USF&G Classic led to a career-best second place showing on the final money list. Won again at the 1990 Buick Open and the 1992 Freeport-McMoRan Golf Classic. Had two runner-up finishes in 1993, Masters and Anheuser-Busch Golf Classic, which helped him earn a place on U.S. Ryder Cup team that year. Singles victory over Barry Lane at The Belfry provided margin of victory for U.S. Has three top-10s since 1993: third at 1994 Nissan L.A. Open, ninth at United Airlines Hawaiian Open and second at 1996 Buick Open. 1988 Vardon Trophy winner. Has served as an analyst on ESPN golf telecasts.



NATIONWIDE TOUR SUMMARY:

BEST NATIONWIDE TOUR CAREER FINISH: 3—2002 Omaha Classic.

MONEY & POSITION:

2000	—	0			2002	—	61,525	—	71	2004	—	0
2001	—	7,892	—	188	2003	—	12,438	—	181			

NATIONWIDE TOUR CAREER LOW ROUND: 65—2003 Price Cutter Charity Championship/4

2004 NATIONWIDE TOUR SUMMARY: Tournaments Entered—5; in money—0; Top-10 finishes—0

NATIONWIDE TOUR CAREER SUMMARY: Tournaments Entered—49; in money—19; Top-10 finishes—2

NATIONWIDE TOUR CAREER EARNINGS: \$81,854

PGA TOUR SUMMARY:

PGA TOUR VICTORIES (4): 1988 Los Angeles Open Presented by Nissan, USF&G Classic. 1990 Buick Open. 1992 Freeport-McMoRan Golf Classic.

MONEY & POSITION:

1979	—	4,166	—	199	1988	—	916,818	—	2	1997	—	10,653	—	267
1980	—	17,109	—	134	1989	—	694,087	—	9	1998	—	10,866	—	272
1981	—	30,034	—	112	1990	—	571,816	—	17	1999	—	137,423	—	178
1982	—	57,608	—	78	1991	—	578,535	—	16	2000	—	56,637	—	211
1983	—	149,909	—	33	1992	—	689,704	—	17	2001	—	0		
1984	—	177,289	—	34	1993	—	603,376	—	25	2002	—	0		
1985	—	76,038	—	97	1994	—	281,131	—	68	2003	—	0		
1986	—	215,140	—	39	1995	—	170,081	—	111					
1987	—	523,003	—	9	1996	—	228,127	—	98					

2004 PGA TOUR SUMMARY: Tournaments Entered—0; in money—0; Top-10 finishes—0
PGA TOUR CAREER SUMMARY: Tournaments Entered—605; in money—344; Top-10 finishes—80

PGA TOUR CAREER EARNINGS: \$6,199,550

BETTENCOURT, Matt

FULL NAME: Matthew Michael Bettencourt **BIRTHDATE:** April 12, 1975 **BIRTHPLACE:** Alameda, CA **RESIDENCE:** Modesto, CA; plays out of Del Rio CC **HEIGHT:** 5-11 **WEIGHT:** 170 **FAMILY:** Single **EDUCATION:** Modesto Junior College (1996) **SPECIAL INTERESTS:** Music, traveling **TURNUED PROFESSIONAL:** 2001 **OTHER INFORMATION:** Made the cut in seven of 26 appearances during his rookie season on the 2004 Nationwide Tour. Opened the season with T12 at the inaugural BellSouth Panama Championship, one of four top-25 finishes. Had a T6 at the Permian Basin Charity Golf Classic for his only top-10 showing. Finished the season with \$45,005 and the No. 95 spot on the money list. Despite only playing in three tournaments on the 2003 Nationwide Tour, managed two top-25 finishes. Shot rounds of 70-68-66-70 to finish 6-under-par 274 at the Alberta Calgary Classic, good enough for T16. Came back the next week with a T24 at the Envirocare Utah Classic. Member of the 2003 Canadian Tour. Made the cut in seven of nine events, with two top-10 performances. A season-best T9 at the Bay Mills Open Players Championship helped him jump into the 25th spot on the final money list. Named the Northern California Golf Association Player of the Year in 2001 and 2002. Won the NCGA Amateur Championship in 2000. Advanced to the round of 32 at the 2001 and 2002 U.S. Amateur. Lists Joe Montana as his hero. Got his start in golf from his father. Has a twin sister, Michelle.



NATIONWIDE TOUR SUMMARY:

BEST NATIONWIDE TOUR CAREER FINISH: T6—2004 Permian Basin Charity Golf Classic.

MONEY & POSITION:

1994	—	0			2003	—	8,865	—	204	2004	—	45,004	—	95
------	---	---	--	--	------	---	-------	---	-----	------	---	--------	---	----

BEST 2004 NATIONWIDE TOUR FINISH: T6—Permian Basin Charity Golf Classic.

NATIONWIDE TOUR CAREER LOW ROUND: 66—2 times, most recent 2004 Mark Christopher Charity Classic/2

2004 NATIONWIDE TOUR SUMMARY: Tournaments Entered—26; in money—7; Top-10 finishes—1

NATIONWIDE TOUR CAREER SUMMARY: Tournaments Entered—30; in money—9; Top-10 finishes—1

NATIONWIDE TOUR CAREER EARNINGS: \$53,869

BLANKS, Kris

FULL NAME: Kristoffer Douglas Blanks **BIRTHDATE:** November 3, 1972 **BIRTHPLACE:** Warner Robbins, GA **RESIDENCE:** Rincon, GA **HEIGHT:** 5-10 **WEIGHT:** 240 **FAMILY:** Wife, Tami **EDUCATION:** Huntingdon College (AL) **SPECIAL INTERESTS:** Cars, sports, video games **TURNUED PROFESSIONAL:** 1994 **OTHER INFORMATION:** Will be a rookie on the 2005 Nationwide Tour. Has never played in a Nationwide Tour or PGA TOUR event. Winner of the 2004 First City Classic on the Hooters Tour, where he defeated Josh Broadway in a playoff. Ended the season T44 on the money list. Says his biggest thrill in golf hasn't happened yet, but making it to the final stage of the 2004 PGA TOUR National Qualifying Tournament was close. Lists his dad, who gave him his start in golf, as his hero. His wife, Tami, is a golf professional at Sea Pines CC in Hilton Head, SC, and has beaten him nine times in nine years. She was also the top player on the Ohio State women's golf team from 1990-93.



Other Prominent Players

BRANSHAW, David

FULL NAME: David Sean Branshaw **BIRTHDATE:** September 25, 1969 **BIRTHPLACE:** Oswego, NY **RESIDENCE:** Tampa, FL; plays out of Avila G&CC **HEIGHT:** 5-10 **WEIGHT:** 165 **FAMILY:** Single **EDUCATION:** Bridgewater College (VA) **SPECIAL INTERESTS:** Boating, piano **TURNED PROFESSIONAL:** 1991 **OTHER INFORMATION:** Earned first PGA TOUR card via T4 finish at 2003 PGA TOUR Qualifying Tournament, his fourth time in the final stage of Q-School. Finished No. 169 on the money list during his rookie season on TOUR. Among his 11 (out of 30) made cuts were career-bests T14s at the EDS Byron Nelson Championship and the Bell Canadian Open. Member of the Nationwide Tour in 1997 and 2002-03. Finished 39th on the Nationwide Tour money list in 2002 and 2003. Made the cut in 17 of 26 tournaments in 2003 with four top-10 showings to his credit, including the Clearwater Classic (fourth), Alberta Calgary Classic (T5), Price Cutter Charity Championship (T8) and the LaSalle Bank Open (T10). Broke through for his first career win at the 2002 Gila River Golf Classic with his parents watching. Shot rounds of 65-61-64-72 to pull away from Aaron Baddeley and Charles Raulerson by four strokes. His 22-under-par 262 was the low winning score on the 2002 Nationwide Tour. His 190 (23-under) total set a record for the lowest opening 54-hole score in Nationwide Tour history. Second-round, tournament-record 61 tied the lowest 18-hole score of the year on the Nationwide Tour. Only other top-10 came the following week where he finished T6 at the Hibernia Southern Open. Made three cuts in 10 events in 1997, with his best finish a T30 at the Wichita Open. Member of the 2001 Canadian Tour. Made the cut in six of 13 starts in 2001, with his best finish at T5 at the Barefoot Classic. Finished 57th on the Order of Merit. Won the 2000 NewTel Atlantic Cup team event with partner Mark Brown. Withstood sadness at the death of good friend and former Nationwide Tour player Jace Bugg during 2003 Qualifying Tournament.



NATIONWIDE TOUR SUMMARY:

NATIONWIDE TOUR VICTORIES (1): 2002 Gila River Classic at Wild Horse Pass Resort.

MONEY & POSITION:

1996 —	0	2000 —	0	2004 —	1,388 —354
1997 —	1,926 —193	2002 —	111,731 —39		
1998 —	1,589 —216	2003 —	120,808 —39		

BEST 2004 NATIONWIDE TOUR FINISH: T64—First Tee Arkansas Classic.

NATIONWIDE TOUR CAREER LOW ROUND: 61—2002 Gila River Classic at Wild Horse Pass Resort/2

2004 NATIONWIDE TOUR SUMMARY: Tournaments Entered—1; in money—1; Top-10 finishes—0

NATIONWIDE TOUR CAREER SUMMARY: Tournaments Entered—67; in money—35; Top-10 finishes—6

NATIONWIDE TOUR CAREER EARNINGS: \$237,441

PGA TOUR SUMMARY:

BEST PGA TOUR CAREER FINISHES: T14—2004 EDS Byron Nelson Championship, Bell Canadian Open.

MONEY & POSITION:

2004 — 293,617 — 169

BEST 2004 PGA TOUR FINISHES: T14—EDS Byron Nelson Championship, Bell Canadian Open.

2004 PGA TOUR SUMMARY: Tournaments Entered—30; in money—11; Top-10 finishes—0

PGA TOUR CAREER SUMMARY: Tournaments Entered—30; in money—11; Top-10 finishes—0

PGA TOUR CAREER EARNINGS: \$293,617

BROCE, Jamie (BRO-chee)

FULL NAME: Jamie Lee Broce **BIRTHDATE:** February 7, 1977 **BIRTHPLACE:** Napoleon, OH **RESIDENCE:** Indianapolis, IN **HEIGHT:** 6-1 **WEIGHT:** 200 **FAMILY:** Wife, Darci; Peyton, Preston **EDUCATION:** Ball State University (1999, Business/Finance) **SPECIAL INTERESTS:** Basketball, football, baseball, spending time with family **TURNED PROFESSIONAL:** 1999 **OTHER INFORMATION:** Has missed the cut in all three career starts on the Nationwide Tour. Missed the cut at the 2000 Greater Milwaukee Open in his only start on the PGA TOUR. Played on the Hooters Tour from 2002-04. Was a third-team All-American in 1999 at Ball State University. Recipient of the 1998 Ben Hogan Award. Winner of the 2002 and 2003 Indiana State Open. Lists being in the hunt to win on Sunday as his biggest thrill in golf. Lists Jack Nicklaus, Ben Hogan and Bobby Jones as his heroes. Got his start in golf from his dad.



BRUCKNER, Greg

FULL NAME: Gregory Carl Bruckner **BIRTHDATE:** September 22, 1959 **BIRTHPLACE:** Manhattan Beach, CA **RESIDENCE:** Phoenix, AZ **HEIGHT:** 6-0 **WEIGHT:** 195 **FAMILY:** Wife, Serena **EDUCATION:** Arizona State University (1984, Broadcasting) **SPECIAL INTERESTS:** Movies, reading, hiking **TURNED PROFESSIONAL:** 1986 **OTHER INFORMATION:** Member of the PGA TOUR from 1990-92 and the Nationwide Tour from 1992-97, 1999 and 2004. Made the cut in seven of 27 starts on the 2004 Nationwide Tour, including three top-25 finishes. Concluded the year No. 93 on the money list, with \$47,078. Opened the year with a solid eighth-place finish at the season-opening BellSouth Panama Championship after rounds of 65-71-71-75. Turned out to be one of two top-10s on the season, with T10 at the Pete Dye West Virginia Classic the other. Had his best season on the Nationwide Tour as a rookie in 1992 when he finished No. 30 on the money list. Fired rounds of 73-68-67 to win his only Tour title at the New England Classic. Collected \$25,000 for his efforts. Came back in 1993 and racked up 13 top-25 finishes, enough to land him in the No. 37 spot on the final money list. Best finish that year was T3 at his season-opening Yuma Open. Posted two top-25 finishes on the 1999 Nationwide Tour—T16 at the Monterrey Open and T22 at the Wichita Open. Enjoyed his best season on the PGA TOUR in 1991 when he earned \$74,858 to finish No. 151 on the money list. Made the cut in 17 of 32 events. Four top-25s that year included a career-best T14 at the Northern Telecom Open. Also finished T14 the year prior during his rookie campaign on TOUR at the H.E.B. Texas Open. Member of the Asian Tour in 1986 and again in 1988-89. Winner of the 1998 Rolex Masters and Singapore Open on that Tour. Got his start in golf playing with his dad and friends on a par-3 course near his home. Avid auto racing fan.



NATIONWIDE TOUR SUMMARY:

NATIONWIDE TOUR VICTORIES (1): 1992 New England Classic.

MONEY & POSITION:

1990 —	575 —277	1996 —	14,127 —103	2001 —	5,256 —203
1992 —	45,725 —30	1997 —	28,770 —70	2003 —	0
1993 —	48,400 —37	1998 —	428 —295	2004 —	47,078 —93
1994 —	37,084 —44	1999 —	16,719 —103		
1995 —	58,856 —35	2000 —	2,760 —229		

BEST 2004 NATIONWIDE TOUR FINISHES: 8—BellSouth Panama Championship; T10—Pete Dye West Virginia Classic Presented by National Mining Association.

NATIONWIDE TOUR CAREER LOW ROUND: 63—1993 Ozarks Open/3

2004 NATIONWIDE TOUR SUMMARY: Tournaments Entered—27; in money—7; Top-10 finishes—2

NATIONWIDE TOUR CAREER SUMMARY: Tournaments Entered—201; in money—107; Top-10 finishes—20

NATIONWIDE TOUR CAREER EARNINGS: \$305,778

PGA TOUR SUMMARY:

BEST PGA TOUR CAREER FINISHES: T14—1990 H.E.B. Texas Open, 1991 Northern Telecom Open.

MONEY & POSITION:

1990 —	58,464 —170	1992 —	2,200 —299
1991 —	74,858 —151	1995 —	4,834 —305

PGA TOUR CAREER SUMMARY: Tournaments Entered—72; in money—34; Top-10 finishes—0

PGA TOUR CAREER EARNINGS: \$140,356

BURNS, Jeff

FULL NAME: Jeffrey Jacob Burns **BIRTHDATE:** September 9, 1974 **BIRTHPLACE:** Dallas, TX **RESIDENCE:** San Antonio, TX; plays out of Oak Hills CC **HEIGHT:** 6-5 **WEIGHT:** 218 **FAMILY:** Single **EDUCATION:** University of Houston (1998, Finance/Marketing) **SPECIAL INTERESTS:** Hunting, fishing **TURNED PROFESSIONAL:** 1998 **OTHER INFORMATION:** Missed the cut at the 2003 Omaha Classic in his only start on the Nationwide Tour. Only previous PGA TOUR start resulted in a missed cut at the 2001 Shell Houston Open. Has seen action on tours all around the world, including Hooters Tour, Golden Bear Tour, Asian PGA Tour, Tight Lies Tour, South American Tour and the European Challenge Tour. Won a tournament on the Golden Bear Tour in 1999. Played on the Asian PGA Tour from 2000-02. Won an 11-man playoff for the final spot at the 2000 Asian PGA Tour Qualifying Tournament. Lists caddy as a college student for Butch Harmon at the Claude Harmon Invitational, an event which also featured Davis Love III and former President George Bush, as one of his biggest thrills in golf. Lists his parents as his heroes. Got his start in golf at the age of 16 when he decided to use a set of clubs his brother-in-law had stored in the closet. Enjoys king and red fishing in Alaska.



Other Prominent Players

BYRD, Robin

FULL NAME: Robin Wayne Byrd **BIRTHDATE:** August 2, 1960 **BIRTHPLACE:** Fayetteville, NC **RESIDENCE:** Austin, TX **HEIGHT:** 6-2 **WEIGHT:** 200 **FAMILY:** Single **EDUCATION:** Marshall University **SPECIAL INTERESTS:** Movies, food, sports, fishing, hunting **TURNED PROFESSIONAL:** 1984 **OTHER INFORMATION:** Member of the Nationwide Tour in 1999 and 2004. Made the cut in 11 of 19 starts on the 2004 Nationwide Tour, including five top-25 finishes. Earned \$43,447 to finish No. 98 on the final money list. Posted T9 at the Lake Erie Charity Classic for his best career finish on Tour. Made the cut in 15 of 27 appearances during his rookie campaign, finishing No. 92 on the 1994 money list. Posted three top-25s, with his best finish a T11 at the Utah Classic, part of an eight-week stretch that also included T12 at the Wichita Open and T13 at the Tri-Cities Open. Missed the cut at the 1985 Greater Greensboro Open in his only career start on the PGA TOUR. Has also played on the European Tour (2000-01), PGA TOUR of Australasia (1996-2002), Omega Asia Tour (1998-99) and the European Challenge Tour (2002-03). His only career hole-in-one came at the 1999 Utah Open. Winner of the 1996 G.I. Joe Thriftway Portland Invitational. Instructors he has used include David Leadbetter and Chuck Cook, who has worked with Tom Kite and the late Payne Stewart. Has approximately 40 victories on mini-tours around the world. Got his start in golf when he was 12 trying to beat his father. Once played a match against fellow North Carolina native and NBA basketball hero Michael Jordan.



NATIONWIDE TOUR SUMMARY:

BEST NATIONWIDE TOUR CAREER FINISH: T9—2004 Lake Erie Charity Classic at Peek 'n Peak Resort.

MONEY & POSITION:

1991 —	0	1999 —	23,019	— 92
1992 —	575	— 296	2004 —	43,447 — 98

BEST 2004 NATIONWIDE TOUR FINISH: T9—Lake Erie Charity Classic at Peek 'n Peak Resort.

NATIONWIDE TOUR CAREER LOW ROUND: 64—2 times, most recent 2004 Mark Christopher Charity Classic/2

2004 NATIONWIDE TOUR SUMMARY: Tournaments Entered—19; in money—11; Top-10 finishes—1

NATIONWIDE TOUR CAREER SUMMARY: Tournaments Entered—48; in money—27; Top-10 finishes—1

NATIONWIDE TOUR CAREER EARNINGS: \$67,041

PGA TOUR SUMMARY:

MONEY & POSITION:

1985 — 0

PGA TOUR CAREER SUMMARY: Tournaments Entered—1; in money—0; Top-10 finishes—0

C

CARMICHAEL, Craig

FULL NAME: Craig Alan Carmichael **BIRTHDATE:** March 3, 1971 **BIRTHPLACE:** Singapore **RESIDENCE:** Canberra, Australia **HEIGHT:** 6-0 **WEIGHT:** 215 **FAMILY:** Wife, Jayne; Stacey (4/29/96) **SPECIAL INTERESTS:** Cars, computers **TURNED PROFESSIONAL:** 1995 **OTHER INFORMATION:** Will be a rookie on the 2005 Nationwide Tour. Had a career-best T11 at the 2003 Jacob's Creek Open in one of his three made cuts (out of four career starts) on the Nationwide Tour. Member of the Australasian Tour from 1997-2004. Had wrist reconstruction following his victory at the 2002 Victorian PGA Championship on the Australasian Tour. Still lists coming back from that surgery to play again as his biggest thrill in golf. Other victories on the Australasian Tour include the 2003 New South Wales Open. Lists Jack Nicklaus among his heroes. Non golf-related jobs held include bus driver and courier. Was 12 when he got his start in golf from his father.



NATIONWIDE TOUR SUMMARY:

BEST NATIONWIDE TOUR CAREER FINISH: T11—2003 Jacob's Creek Open.

MONEY & POSITION:

2003 —	15,235	— 169	2004 —	5,063	— 237
--------	--------	-------	--------	-------	-------

BEST 2004 NATIONWIDE TOUR FINISH: T30—Jacob's Creek Open.

NATIONWIDE TOUR CAREER LOW ROUND: 66—2003 Jacob's Creek Open/4

2004 NATIONWIDE TOUR SUMMARY: Tournaments Entered—2; in money—1; Top-10 finishes—0

NATIONWIDE TOUR CAREER SUMMARY: Tournaments Entered—4; in money—3; Top-10 finishes—0

NATIONWIDE TOUR CAREER EARNINGS: \$20,298

CARTER, David

FULL NAME: David Malcolm Carter **BIRTHDATE:** June 16, 1972 **BIRTHPLACE:** Johannesburg, South Africa **RESIDENCE:** Surrey, England **HEIGHT:** 6-1 **WEIGHT:** 165 **FAMILY:** Single **SPECIAL INTERESTS:** Wildlife, music, cars **TURNED PROFESSIONAL:** 1989 **OTHER INFORMATION:** Finished T35 at the 1998 NEC World Series of Golf for his best career showing on the PGA TOUR, one of two made cuts in four career starts on TOUR. Has also played on the South African Tour (1984-90) and the European Tour (1995-2004). Winner of the 1996 Indian PGA Championship. Teamed with Nick Faldo to win the 1998 World Cup of Golf. Went on to finish a career-best 19th on the Volvo Order of Merit that year. Almost lost his life in Dubai in March 1997 when he underwent emergency brain surgery after collapsing in his hotel. Made a full recovery and completed a dramatic comeback to win his first European Tour title, the 1998 Murphy's Irish Open. Defeated Colin Montgomerie in a play-off, four years after joining the Tour with a victory at the 1994 Qualifying School. Lists holding a winning putt as the biggest thrill in golf. Got his start in golf from his dad, Bryan, a member of the European Seniors Tour. Lists Gary Player and Bobby Locke as his heroes.

BEST PGA TOUR CAREER FINISH: T35—1998 NEC World Series of Golf.



CARTER, Tom

FULL NAME: Tom Charles Carter **BIRTHDATE:** January 20, 1968 **BIRTHPLACE:** Abington, PA **RESIDENCE:** Palm Beach Gardens, FL **HEIGHT:** 5-11 **WEIGHT:** 190 **FAMILY:** Single **EDUCATION:** Temple University (1992, Business Administration) **SPECIAL INTERESTS:** Sports, movies **TURNED PROFESSIONAL:** 1992 **OTHER INFORMATION:** Member of the Nationwide Tour in 2001-03 and the PGA TOUR in 2003-04. Finished the 2004 season with a T13 at the Chrysler Classic, one of three top-25 finishes. Concluded the season No. 158 on the money list. Sixth player in Nationwide Tour history to earn an immediate promotion to the PGA TOUR based on victories at the 2003 Samsung Canadian PGA Championship, Price Cutter Charity Championship and Alberta Calgary Classic. Finished third on the 2003 final Nationwide Tour money list, with \$360,990. Made cut in just four of first 12 events, then won three times in last 10 events. Broke through for first win on Tour at the Samsung Canadian PGA Championship. Finished regulation tied with Jason Bohn at 9-under-par 275 and then won on the first playoff hole with a par to join previous winners Arnold Palmer, Raymond Floyd, Lanny Wadkins and Lee Trevino. Had missed the previous eight cuts heading into the tournament. Fired four rounds in the 60s on way to winning the Price Cutter Charity Championship. Finished at 21-under-par 267, one shot ahead of Doug LaBelle II and Roland Thatcher. Four rounds in the 60s, including a third-round 62, at The Links of Glen Eagles gave him a five-stroke win over Nick Cassini in the inaugural Alberta Calgary Classic and a promotion to the TOUR. The win gave him a sweep of the two Tour events north of the border. Other top-10 finishes included the Chitimacha Louisiana Open (fifth), Rheem Classic (T8), Henrico County Open (third) and the Chattanooga Classic (T4). Had similar start on PGA TOUR, missing first six cuts, but made last two, including a career-best T12 in the FUNAI Classic at the WALT DISNEY WORLD Resort. Finished No. 43 on the 2002 Nationwide Tour money list with \$104,997. Posted 10 top-25 finishes and four top-10s, while participating in all 28 tournaments. Made the cut in 16 of 25 events with five top-10 finishes during his rookie season on the 2001 Nationwide Tour. Closed the season with a T2 at the Tour Championship, his previous-best-career finish. Overcame a second-round 78 with weekend scores of 69-68 to jump back up the leaderboard, finishing three strokes behind winner Pat Bates. Tied for third at the Monterey Peninsula Classic three weeks earlier. Was one stroke off the 36-hole lead at Monterey and held a one-shot lead after three rounds at the Bayonet Course. Final-day 76 dropped him five back of winner Chad Campbell. Finished the season No. 1 on Tour in Driving Distance (312.0). Driving Distance mark was then an all-time record for any of the three Tours. Finished first on the South Florida Tour money list in 2000 with four victories. Finished third on the Golden Bear Tour money list that year with two wins. Winner of nine collegiate tournaments. Garnered All-State honors for both tennis and basketball in high school. Grandfather taught him the game at age 10.



NATIONWIDE TOUR SUMMARY:

NATIONWIDE TOUR VICTORIES (3): 2003 Samsung Canadian PGA Championship, Price Cutter Charity Championship, Alberta Calgary Classic.

MONEY & POSITION:

1993 —	855	— 219	2001 —	149,576	— 22	2003 —	360,990	— 3
1996 —	0		2002 —	104,997	— 43			

NATIONWIDE TOUR CAREER LOW ROUND: 62—2003 Alberta Calgary Classic/3

NATIONWIDE TOUR CAREER SUMMARY: Tournaments Entered—77; in money—44; Top-10 finishes—16

NATIONWIDE TOUR CAREER EARNINGS: \$616,418

PGA TOUR SUMMARY:

BEST PGA TOUR CAREER FINISH: T12—2003 FUNAI Classic at the WALT DISNEY WORLD Resort.

MONEY & POSITION:

1993 —	0	2003 —	105,143	— 207
1998 —	0	2004 —	395,780	— 158

BEST 2004 PGA TOUR FINISHES: T13—Chrysler Championship; T19—Southern Farm Bureau Classic; T21—EDS Byron Nelson Championship.

Other Prominent Players

2004 PGA TOUR SUMMARY: Tournaments Entered—35; in money—20; Top-10 finishes—0

PGA TOUR CAREER SUMMARY: Tournaments Entered—45; in money—22; Top-10 finishes—0

PGA TOUR CAREER EARNINGS: \$500,923

CHEESMAN, Barry

FULL NAME: Barry Glenn Cheesman **BIRTHDATE:** August 29, 1959 **BIRTHPLACE:** Galesburg, IL **RESIDENCE:** Sarasota, FL **HEIGHT:** 6-2 **WEIGHT:** 230 **FAMILY:** Wife, Kerry; Aaron (9/25/81) **SPECIAL INTERESTS:** Family, baseball **TURNED PROFESSIONAL:** 1986 **OTHER INFORMATION:** Member of the Nationwide Tour in 1990, 1997 and 2001-04. Member of the PGA TOUR in 1988-89, 1991-93 and 1998-2000. Made the cut in 10 of 25 tournaments, including six top-25 finishes in 2004. Wrapped up the season No. 63 on the official money list, with \$95,845. Finished a season-best T2 at the Oregon Classic, with a 10-under-par 278, three strokes behind champion Jeff Quinney. Rounds of 71-70-69-68 were good for a \$39,600 payday. Only other top-10 performance was a T8 at the New Zealand PGA Championship. Made the cut in 11 of 24 events on the 2003 Nationwide Tour. Finished the year No. 100 on the money list, with \$39,156. Had three top-25 finishes, including a season-best T11 at the final full-field event of the season, the Miccosukee Championship. Recorded two aces during the 2003 Nationwide Tour season, one on No. 3 in the third round of the Virginia Beach Open and another on No. 12 during the first round of the Oregon Classic. Had two starts on the 2003 PGA TOUR, missing the cut at the 100th Western Open and finishing a solid T18 at the B.C. Open. Finished No. 24 on the final money list in 2002, with \$144,948. Made the cut in 15 of 25 tournaments, including seven top-25 finishes. Posted four top-10 finishes, including T2 at the Albertsons Boise Open, third at the Bank of America Monterey Peninsula Classic, T7 at the LaSalle Bank Open and T9 at the Omaha Classic. Shot rounds of 67-70-69-69 to finish two strokes behind tournament winner Jason Gore in Boise. Eagle the par-5 16th hole but then saw his title hopes dashed when his 20-foot birdie putt on No. 18 slid just past the hole. Followed two missed cuts with a T19 at the season-ending Tour Championship. Finished T66 at the B.C. Open after rounds of 69-70-72-71 in his only appearance on the 2002 PGA TOUR. Made the cut in four of nine events on the 2001 Nationwide Tour, with his best finish a T12 at the Omaha Classic. Made the cut in six of 16 PGA TOUR events in 2001, with a T10 at the John Deere Classic, his best finish of the year. Posted a pair of 65s at the Buick Open for his best rounds of the year on either Tour. Posted career-best six top-25 finishes and made 13 cuts in 35 appearances on 2000 PGA TOUR. Top-25s came at Sony Open (T22), Bob Hope Chrysler Classic (T23), BellSouth Classic (T22), Greater Greensboro Chrysler Classic (T13), FedEx St. Jude Classic (T25) and Bell Canadian Open (T20). Career-best round of 63 came in first round of Byron Nelson Classic. In 1998, among the top 125 on the PGA TOUR money list for the first time since turning professional in 1986. Had a career-best third-place finish at Michelob Championship, where he shot 69-68-69-66 for solo third. Won 1997 Hershey Open and had six other top-10 finishes en route to sixth-place finish on Nationwide Tour money list. Winner of the 1990 Quail Hollow Open and the 1986 Florida State Amateur Championship. Played professional baseball as a minor-league catcher in three different organizations. Son, Aaron, is the starting catcher on the Florida State University baseball team.



NATIONWIDE TOUR SUMMARY:

NATIONWIDE TOUR VICTORIES (2): 1990 Quail Hollow Open. 1997 Hershey Open.

MONEY & POSITION:

1990 — 44,068 — 13	1994 — 0	2002 — 144,948 — 24
1991 — 1,600 — 192	1997 — 120,033 — 6	2003 — 39,156 — 100
1992 — 7,193 — 121	2001 — 15,715 — 153	2004 — 95,845 — 63

BEST 2004 NATIONWIDE TOUR FINISHES: T2—Oregon Classic; T8—New Zealand PGA Championship.

NATIONWIDE TOUR CAREER LOW ROUND: 63—1997 Monterrey Open/3

2004 NATIONWIDE TOUR SUMMARY: Tournaments Entered—25; in money—10; Top-10 finishes—2

NATIONWIDE TOUR CAREER SUMMARY: Tournaments Entered—144; in money—83; Top-10 finishes—18

NATIONWIDE TOUR CAREER EARNINGS: \$468,557

PGA TOUR SUMMARY:

BEST PGA TOUR CAREER FINISH: 3—1998 Michelob Championship at Kingsmill.

MONEY & POSITION:

1988 — 26,476 — 183	1993 — 66,748 — 168	2000 — 277,918 — 141
1989 — 11,155 — 207	1994 — 0	2001 — 109,635 — 195
1990 — 0	1995 — 1,960 — 352	2002 — 4,263
1991 — 25,156 — 200	1998 — 310,535 — 100	2003 — 32,910
1992 — 722 — 312	1999 — 417,728 — 95	

2004 PGA TOUR SUMMARY: Tournaments Entered—2; in money—1; Top-10 finishes—0
PGA TOUR CAREER SUMMARY: Tournaments Entered—220; in money—82; Top-10 finishes—7

PGA TOUR CAREER EARNINGS: \$1,285,205

COLLINS, Steve

FULL NAME: Steve Collins **BIRTHDATE:** December 17, 1971 **BIRTHPLACE:** Newcastle, England **RESIDENCE:** Perth, Australia **HEIGHT:** 6-0 **WEIGHT:** 195 **FAMILY:** Wife, Lucia **SPECIAL INTERESTS:** Computers, all sports **TURNED PROFESSIONAL:** 1994 **OTHER INFORMATION:** Has played in seven career events on the Nationwide Tour, making four cuts. In 2004, opened the season with an impressive T8 at the Jacob's Creek Open, followed by a T20 at the New Zealand PGA Championship. Only other top-25 finish came at the 2003 Clearwater Classic, finishing T24. Member of the Australasian Tour from 1994-2004. Winner of the 2002 New South Wales Masters. Has also played on the European Tour, with a T20 at the 2003 Heineken Classic his best career finish. Lists six-time Tour de France winner and cancer-survivor Lance Armstrong as his hero. Got his start in golf from his dad. Lists hitting a great shot under pressure as the biggest thrill in golf.



NATIONWIDE TOUR SUMMARY:

BEST NATIONWIDE TOUR CAREER FINISH: T8—2004 Jacob's Creek Open.

MONEY & POSITION:

2002 — 0	2003 — 5,055 — 233	2004 — 26,147 — 128
----------	--------------------	---------------------

BEST 2004 NATIONWIDE TOUR FINISHES: T8—Jacob's Creek Open.

NATIONWIDE CAREER LOW ROUND: 68—3 times, most recent 2004 Jacob's Creek Open/4

2004 NATIONWIDE TOUR SUMMARY: Tournaments Entered—2; in money—2; Top-10 finishes—1

NATIONWIDE TOUR CAREER SUMMARY: Tournaments Entered—7; in money—3; Top-10 finishes—1

NATIONWIDE TOUR CAREER EARNINGS: \$31,202

COMPTON, Erik

FULL NAME: Erik H. Compton **BIRTHDATE:** November 11, 1979 **BIRTHPLACE:** Miami, FL **RESIDENCE:** Miami, FL; plays out of Doral Golf Resort **HEIGHT:** 5-8 **WEIGHT:** 150 **FAMILY:** Single **EDUCATION:** University of Georgia **TURNED PROFESSIONAL:** 2001 **OTHER INFORMATION:** Despite only playing in seven events on the 2004 Nationwide Tour, made the most of his opportunities by finishing in the top 20 three times, including a career-best runner-up at the Preferred Health Systems Wichita Open. Four rounds in the 60s (68-68-66-68) placed him in a four-man playoff, won on the first hole by Bradley Hughes. Other top finishes included T16 at the Alberta Classic and T17 at the Samsung Canadian PGA Championship. Ended the season No. 88 on the money list, with \$52,552. Six top-10 finishes in eight starts led to the top spot on the 2004 Canadian Tour Order of Merit list. Two-time winner on the Canadian Tour, winning the 2004 E-Loan Central Valley Classic and the 2003 Michelin Guadalajara Classic. Played his rookie season on the 2002 Nationwide Tour. Made the cut in three of 15 starts, with a T4 at the Price Cutter Charity Championship his best finish. Second-team All-America and first-team All-Southeastern Conference selection at the University of Georgia in 2001. Helped lead the Bulldogs to two straight SEC titles. Where Georgia finished fifth. Won the Monroe Invitational. Runner-up at the Northeast Amateur and Schenkel/EZ-Go Invitational. Member of the 2001 Palmer Cup team, earning a 3-1-0 record. Member of the 2001 Walker Cup team, earning a 1-1-1 record. Named 1998 Junior Player of the Year by the AJGA. Had a heart transplant in 1992 and took up the game of golf as part of his rehabilitation. Made the cut at the 2000 Doral-Ryder Open after being given a sponsor's exemption into the event. Posted rounds of 72-69-78-71.



NATIONWIDE TOUR SUMMARY:

BEST NATIONWIDE TOUR CAREER FINISH: T2—2004 Preferred Health Systems Wichita Open.

MONEY & POSITION:

2002 — 21,184 — 135	2003 — 6,245 — 219	2004 — 52,552 — 88
---------------------	--------------------	--------------------

BEST 2004 NATIONWIDE TOUR FINISH: T2—Preferred Health Systems Wichita Open.

NATIONWIDE TOUR CAREER LOW ROUND: 65—2004 Alberta Classic/1

2004 NATIONWIDE TOUR SUMMARY: Tournaments Entered—7; in money—5; Top-10 finishes—1

NATIONWIDE TOUR CAREER SUMMARY: Tournaments Entered—25; in money—10; Top-10 finishes—2

NATIONWIDE TOUR CAREER EARNINGS: \$79,980

PGA TOUR SUMMARY:

BEST PGA TOUR CAREER FINISH: T40—2002 B.C. Open.

MONEY & POSITION:

2001 — 0	2003 — 0
2002 — 22,438	2004 — 11,050

BEST 2004 PGA TOUR FINISH: T56—Ford Championship at Doral.

2004 PGA TOUR SUMMARY: Tournaments Entered—2; in money—1; Top-10 finishes—0
PGA TOUR CAREER SUMMARY: Tournaments Entered—10; in money—4; Top-10 finishes—0

PGA TOUR CAREER EARNINGS: \$33,488

Other Prominent Players

CONLEY, Tim

FULL NAME: Tim Conley **BIRTHDATE:** December 8, 1958 **BIRTHPLACE:** Cleveland, OH **RESIDENCE:** Gainesville, GA **HEIGHT:** 5-10 **WEIGHT:** 175 **FAMILY:** Single **EDUCATION:** Akron University (1979, English) **SPECIAL INTERESTS:** Sports cards, travel, fishing, sporting events. **TURNED PROFESSIONAL:** 1981 **OTHER INFORMATION:** Member of the PGA TOUR in 1993 and 1998 and member of the Nationwide Tour from 1994-2000 and 2003-04. Made the cut in seven of 13 starts last year, with three top-25s to his credit. Best finish was a T17 at the Samsung Canadian PGA Championship. Missed the cut in all seven starts on the 2003 Nationwide Tour. Finished T43 at the SAS Carolina Classic in his only appearance on the 2002 Nationwide Tour. Finished No. 169 on the 1998 PGA TOUR money list, with \$140,355. Best finish was a fifth-place showing at the FedEx St. Jude Classic. Fired four rounds in the 60s (68-68-67-69) to finish 12-under-par. Collected season-best \$72,000. Earned his second career victory on the Nationwide Tour in 1996, defeating Javier Sanchez in a playoff at the Gateway Classic. Final-round, 3-under-par 69 earned him a place in playoff, which he won with birdie on first extra hole. In winning 1993 Knoxville Open, set a then-Nationwide Tour record for lowest 72-hole score with 261. Won event by seven strokes, which tied mark for largest winning margin. Played European Tour in 1986. Won 1989 Bermuda Open and 1992 Kansas Open.



NATIONWIDE TOUR SUMMARY:

NATIONWIDE TOUR VICTORIES (2): 1993 Knoxville Open. 1996 Gateway Classic.

MONEY & POSITION:

1993 — 42,784 — 44	1997 — 54,337 — 40	2001 — 3,308 — 220
1994 — 25,140 — 56	1998 — 4,563 — 158	2002 — 1,764 — 275
1995 — 25,102 — 73	1999 — 24,801 — 88	2003 — 0
1996 — 51,720 — 38	2000 — 18,118 — 148	2004 — 21,316 — 148

BEST 2004 NATIONWIDE TOUR FINISH: T17—Samsung Canadian PGA Championship.

NATIONWIDE TOUR CAREER LOW ROUND: 63—1993 Knoxville Open/2

2004 NATIONWIDE TOUR SUMMARY: Tournaments Entered—13; in money—7; Top-10 finishes—0

NATIONWIDE TOUR CAREER SUMMARY: Tournaments Entered—154; in money—77; Top-10 finishes—12

NATIONWIDE TOUR CAREER EARNINGS: \$272,954

PGA TOUR SUMMARY:

BEST PGA TOUR CAREER FINISH: 5—1998 FedEx St. Jude Classic.

MONEY & POSITION:

1992 — 0	1998 — 140,355 — 169	2002 — 0
1993 — 66,593 — 170	1999 — 3,676 — 336	2003 — 0
1994 — 13,040 — 244	2000 — 0	2004 — 6,420
1997 — 0	2001 — 3,680	

BEST 2004 PGA TOUR FINISH: T60—B.C. Open.

2004 PGA TOUR SUMMARY: Tournaments Entered—1; in money—1; Top-10 finishes—0

PGA TOUR CAREER SUMMARY: Tournaments Entered—58; in money—24; Top-10 finishes—1

PGA TOUR CAREER EARNINGS: \$233,764

COUCH, Chris

FULL NAME: Christian Stratton Couch **BIRTHDATE:** May 1, 1973 **BIRTHPLACE:** Fort Lauderdale, FL **RESIDENCE:** Gainesville, FL; plays out of Gainesville CC **HEIGHT:** 6-4 **WEIGHT:** 225 **FAMILY:** Wife, Morgan; Christian (9/13/00), Cayden (6/4/04) **EDUCATION:** University of Florida (1995) **SPECIAL INTERESTS:** Fishing, video games, playing with sons **TURNED PROFESSIONAL:** 1995 **OTHER INFORMATION:** Member of Nationwide Tour from 1997-98 and 2000-03. Member of the PGA TOUR in 1999 and 2004. Recorded first top-10 on the PGA TOUR since a T7 at the 1999 Sony Open in Hawaii with a T10 at the 2004 Southern Farm Bureau Classic. Was one stroke behind Fred Funk through 54 holes and finished five back after a final-round, 2-under 70. Ended the 2004 season No. 217 on the money list. Earned return trip to the PGA TOUR for first time since 1999 when he finished fourth on 2003 Nationwide Tour money list, with \$342,874. Won twice, including the season-ending Nationwide Tour Championship. Set tournament record with a 72-hole total of 18-under 270, three shots ahead of D.J. Brigrman. Notched three top-10s in the final month of the season to garner Player of the Month honors for October. Other victory came at the Oregon Classic in September. PGA TOUR member Brenden Pappas loaned him \$3,000 in mid-season to allow him to continue playing. Had thoughts of giving up the game and becoming club professional. Had moved up the money list in each of his seasons on the Nationwide Tour from No. 79 to No. 72 to No. 66 to No. 25 in 2001 but snapped that streak finishing outside the top-100 in 2002. Began the 2001 season with no status on either Tour. Used sponsor exemption to gain admittance to season-opening Florida Classic on his home course, Gainesville CC. Captured first career victory, the \$76,500 winner's check and full-exempt status for the remainder of the 2001 and 2002 seasons. Finished 181st on PGA TOUR money list during his rookie season in 1999, making just six of 30 cuts. Lone top-10, a T7, came in his first TOUR start at the Sony Open in Hawaii. Recorded a hole-in-one in the final round of 1997 Upstate Classic on the Nationwide Tour. At age 16, successfully qualified for 1990 Honda Classic on PGA TOUR. Two-time All-America selection at University of Florida. In 1991, was top-ranked junior golfer in the United States. His father started him in the game at age 7.



NATIONWIDE TOUR SUMMARY:

NATIONWIDE TOUR VICTORIES (3): 2001 Florida Classic. 2003 Oregon Classic, Nationwide Tour Championship.

MONEY & POSITION:

1997 — 23,175 — 79	2001 — 145,536 — 25	2004 — 0
1998 — 28,349 — 72	2002 — 33,072 — 108	
2000 — 74,764 — 66	2003 — 342,874 — 4	

NATIONWIDE TOUR CAREER LOW ROUND: 63—2000 Greensboro Open/2

2004 NATIONWIDE TOUR SUMMARY: Tournaments Entered—1; in money—0; Top-10 finishes—0

NATIONWIDE TOUR CAREER SUMMARY: Tournaments Entered—140; in money—72; Top-10 finishes—14

NATIONWIDE TOUR CAREER EARNINGS: \$647,770

PGA TOUR SUMMARY:

BEST PGA TOUR CAREER FINISH: T7—1999 Sony Open in Hawaii.

MONEY & POSITION:

1999 — 121,752 — 181 2004 — 100,283 — 217

BEST 2004 PGA TOUR FINISH: T10—Southern Farm Bureau Classic.

2004 PGA TOUR SUMMARY: Tournaments Entered—24; in money—4; Top-10 finishes—1

PGA TOUR CAREER SUMMARY: Tournaments Entered—55; in money—10; Top-10 finishes—2

PGA TOUR CAREER EARNINGS: \$222,034

COUGHLAN, Richie

FULL NAME: Richard John Coughlan **BIRTHDATE:** April 7, 1974 **BIRTHPLACE:** Tullamore, Ireland **RESIDENCE:** Troy, NY; plays out of Troy CC **HEIGHT:** 5-9 **WEIGHT:** 170 **FAMILY:** Single **EDUCATION:** Clemson University (1997, Speech Communications and Psychology) **SPECIAL INTERESTS:** Flying, squash and gym **TURNED PROFESSIONAL:** 1997 **OTHER INFORMATION:** Member of the Nationwide Tour in 2002 and 2004. Member of the PGA TOUR in 1998 and 2001. Made the cut in 15 of 26 starts on the 2004 Nationwide Tour, including three top-25 finishes. Earned \$76,030 to finish the year No. 74 on the official money list. Had a season-best T3 at the BMW Charity Pro-Am at The Cliffs. Four rounds in the 60s left him at 16-under-par, one stroke out of a playoff eventually won by Ryuji Imada. T5 at the Virginia Beach Open rounded out his top-10 showings. Missed the cut in his only start on the 2003 Nationwide Tour. Made the cut in five of 15 appearances on Tour in 2002. Posted a then career-best T10 at the Arkansas Classic. Played much of the 2001 PGA TOUR season suffering from two broken ribs. Played in 26 events, with eight cuts made and earned \$80,222. Lone top-25 was a T25 at the Greater Milwaukee Open on the strength of 69-70-67-68 rounds. Finished T8 at 2000 PGA TOUR National Qualifying Tournament to regain PGA TOUR card for 2002. Rookie on the PGA TOUR in 1998. Career-best T9 at the 1998 B.C. Open. Earned \$171,035 in his first season on the PGA TOUR, to rank 151st. Played mainly in Ireland and Scotland in 1999 and 2000. Played infrequently in 2000, making cut in two European Tour events. Has also played on the Canadian Tour (2003). Member of the 1997 Great Britain/Ireland Walker Cup team. 1997 First-team All-American. Biggest thrill in golf was earning his PGA TOUR and European Tour cards for the 1998 season.



NATIONWIDE TOUR SUMMARY:

BEST NATIONWIDE TOUR CAREER FINISH: T3—2004 BMW Charity Pro-Am at The Cliffs.

MONEY & POSITION:

1998 — 0	2001 — 8,330 — 181	2003 — 0
1999 — 450 — 270	2002 — 23,652 — 130	2004 — 76,030 — 74

BEST 2004 NATIONWIDE TOUR FINISHES: T3—BMW Charity Pro-Am at The Cliffs; T5—Virginia Beach Open.

NATIONWIDE TOUR CAREER LOW ROUND: 65—2001 Richmond Open/2

2004 NATIONWIDE TOUR SUMMARY: Tournaments Entered—26; in money—15; Top-10 finishes—2

NATIONWIDE TOUR CAREER SUMMARY: Tournaments Entered—48; in money—22; Top-10 finishes—3

NATIONWIDE TOUR CAREER EARNINGS: \$108,463

PGA TOUR SUMMARY:

BEST PGA TOUR CAREER FINISH: T9—1998 B.C. Open.

MONEY & POSITION:

1998 — 174,035 — 151	2000 — 0	2002 — 13,955
1999 — 0	2001 — 80,222 — 203	2003 — 0

2004 PGA TOUR SUMMARY: Tournaments Entered—0; in money—0; Top-10 finishes—0

PGA TOUR CAREER SUMMARY: Tournaments Entered—65; in money—28; Top-10 finishes—1

PGA TOUR CAREER EARNINGS: \$268,212

Other Prominent Players

COX, Kris

FULL NAME: Kristopher Scott Cox **BIRTHDATE:** October 22, 1973 **BIRTHPLACE:** Lafayette, LA **RESIDENCE:** Dallas, TX; plays out of Royal Oaks CC **HEIGHT:** 5-11 **WEIGHT:** 195 **FAMILY:** Wife, Beth **EDUCATION:** Oklahoma State University (1996, History) **SPECIAL INTERESTS:** Reading, watching sports, movies, music **TURNED PROFESSIONAL:** 1996 **OTHER INFORMATION:** Joined the PGA TOUR for the first time in 2004, having qualified via a T7 finish at 2003 PGA TOUR National Qualifying Tournament. One of six players who went through all three stages of Qualifying Tournament to earn TOUR cards that year. Made the cut in 10 of 26 starts in 2004, finishing the campaign No. 190 on the money list, with \$205,171. Posted his only two career top-10s in back-to-back weeks, T18 at the FedEx St. Jude Classic and T23 at the Buick Classic. Only previous PGA TOUR start was the 2001 Texas Open at LaCantera, where he missed the cut. Played full-time on the Nationwide Tour in 1999-2000. In 1999, made his first four cuts of the year including two top-10s at the Florida Classic (T10) and Louisiana Open (second). Runner-up finish at the Louisiana Open is still the top performance of his career. Ended the season a career-best No. 43 on the money list. Has also competed during professional career on Hooters Tour, Tight Lies Tour, Gateway Tour, Canadian Tour and South American Tour. Member of Oklahoma State's 1995 NCAA Championship team. Played on the same college team as Bo Van Pelt, Alan Bratton and Chris Tidland. Three-time All-American at OSU. 1996 Big Eight Conference Champion. Two-time Academic All-American. Won three college tournaments during his career at Oklahoma State. Big Eight Newcomer of the Year in 1993. Member of the 1995 U.S. Walker Cup Team. Grandfather Oree Marsalis defeated Tommy Bolt in the Shreveport City Championship in the 1920s. Started on his high school soccer team that won the 1990 state championship in Lafayette, LA.



NATIONWIDE TOUR SUMMARY:

BEST NATIONWIDE TOUR CAREER FINISH: 2—1999 Louisiana Open.

MONEY & POSITION:

1998 — 518 — 277	2001 — 0	2004 — 1,544 — 335
1999 — 62,917 — 43	2002 — 1,607 — 281	
2000 — 74,278 — 67	2003 — 3,154 — 262	

BEST 2004 NATIONWIDE TOUR FINISH: T53—Chitimacha Louisiana Open.

NATIONWIDE TOUR CAREER LOW ROUND: 65—2000 New Mexico Classic/3

2004 NATIONWIDE TOUR SUMMARY: Tournaments Entered—2; in money—1; Top-10 finishes—0

NATIONWIDE TOUR CAREER SUMMARY: Tournaments Entered—63; in money—24; Top-10 finishes—8

NATIONWIDE TOUR CAREER EARNINGS: \$144,017

PGA TOUR SUMMARY:

BEST PGA TOUR CAREER FINISH: T18—2004 FedEx St. Jude Classic.

MONEY & POSITION:

2001 — 0	2004 — 205,171 — 190
----------	----------------------

BEST 2004 PGA TOUR FINISHES: T18—FedEx St. Jude Classic; T23—Buick Classic.

2004 PGA TOUR SUMMARY: Tournaments Entered—26; in money—10; Top-10 finishes—0

PGA TOUR CAREER SUMMARY: Tournaments Entered—27; in money—10; Top-10 finishes—0

PGA TOUR CAREER EARNINGS: \$205,171

CUNNINGHAM, Dave

FULL NAME: David Joseph Cunningham **BIRTHDATE:** September 19, 1968 **BIRTHPLACE:** Michigan City, IN **RESIDENCE:** Scottsdale, AZ; plays out of Whisper Rock GC **HEIGHT:** 6-0 **WEIGHT:** 185 **FAMILY:** Wife, Cheryl; Kendall Elise (5/6/97), Caitlyn Ashley (10/23/99) **EDUCATION:** Arizona State University (1991, Sociology) **SPECIAL INTERESTS:** Family **TURNED PROFESSIONAL:** 1991 **OTHER INFORMATION:** Made the cut in 14 of 27 appearances during his rookie season on the 2004 Nationwide Tour. Finished the year with seven top-25 finishes. Ended No. 65 on the money list, with \$88,585. Had a season-best fifth-place finish at the Samsung Canadian PGA Championship. Finished 10-under-par 278, nine strokes behind winner Charles Warren. Other top-10s came at the Virginia Beach Open (T9) and the Cox Classic (T10). Prior to 2004, had missed the cut in all four career appearances on Tour, including most recently the 1996 Colorado Classic. Member of the Gateway Tour in 2002-03. Also a member of the 2003 Tight Lies Tour. Qualified for the U.S. Amateur in 1989 and 1990. College teammate of Phil Mickelson during his days at Arizona State University. Three-time Indiana State Amateur runner-up (1987-89). 1986 Indiana state high school champion. Cites his parents as his heroes, as well as the two people who gave him his start in golf. Avid college basketball fan. Dream would be to coach a team into the Final Four. Brother, Joe, played basketball at the University of Missouri-Rolla.



NATIONWIDE TOUR SUMMARY:

BEST NATIONWIDE TOUR CAREER FINISH: 5—2004 Samsung Canadian PGA Championship.

MONEY & POSITION:

1991 — 0	1996 — 0
1992 — 0	2004 — 88,585 — 65

BEST 2004 NATIONWIDE TOUR FINISHES: 5—Samsung Canadian PGA Championship; T9—Virginia Beach Open; T10—Cox Classic.

NATIONWIDE TOUR CAREER LOW ROUND: 65—3 times, most recent 2004 Virginia Beach Open/3

2004 NATIONWIDE TOUR SUMMARY: Tournaments Entered—27; in money—14; Top-10 finishes—3

NATIONWIDE TOUR CAREER SUMMARY: Tournaments Entered—31; in money—14; Top-10 finishes—3

NATIONWIDE TOUR CAREER EARNINGS: \$88,585

CURRY, Paul

FULL NAME: Paul Andrew Curry **BIRTHDATE:** May 5, 1961 **BIRTHPLACE:** Colchester, Essex, England **RESIDENCE:** Heathrow, FL; plays out of Heathrow CC **HEIGHT:** 5-10 **WEIGHT:** 160 **FAMILY:** Wife, Michelle; Amy (1/2/89), Owen (1/7/93) **SPECIAL INTERESTS:** Soccer **TURNED PROFESSIONAL:** 1979 **OTHER INFORMATION:** Member of the Nationwide Tour in 2001 and the PGA TOUR in 2000. Made the cut in six of seven 2001 Nationwide Tour events, with three top-25 finishes. Missed the cut in his first event before making six in a row with a scoring average of 70.5. Posted a career-best T11 at the Arkansas Classic. Other top-25 finishes came at the Richmond Open (T17) and the Monterrey Open (T18). Finished No. 183 on the 2000 PGA TOUR money list in his rookie campaign. Had three top-25s, including a career-best T12 at the John Deere Classic. Held the first-round lead after he opened with an 8-under 63. Longtime player on the European Tour who received his PGA TOUR playing card after finishing T30 at the 1999 PGA TOUR National Qualifying Tournament. Posted a course-record 10-under-par 60 at the 1992 Bell's Scottish Open at Gleneagles to share the halfway lead. Went on to finish T17. Claimed his lone European Tour victory at the 1994 Jersey European Airways Open with the help of a course-record 10-under 62. Closed with a 63 at La Moya for a record 22-under-par total. Finished the season No. 33 on the Order of Merit ranking, his best showing in nearly 20 seasons on Tour. Helped his father develop the Five Lakes GC in his native Essex. Dropped out of golf for a brief time to train as an accountant before winning his European Tour card back in 1985.



NATIONWIDE TOUR SUMMARY:

BEST NATIONWIDE TOUR CAREER FINISH: T11—2001 Arkansas Classic.

MONEY & POSITION:

1999 — 0	2001 — 25,184 — 122	2002 — 0
----------	---------------------	----------

NATIONWIDE TOUR CAREER LOW ROUND: 65—2001 Greater Cleveland Open/1

NATIONWIDE TOUR CAREER SUMMARY: Tournaments Entered—10; in money—6; Top-10 finishes—0

NATIONWIDE TOUR CAREER EARNINGS: \$25,184

PGA TOUR SUMMARY:

BEST PGA TOUR CAREER FINISH: T12—2000 John Deere Classic.

MONEY & POSITION:

1997 — 0	2000 — 128,701 — 183	2001 — 12,793
----------	----------------------	---------------

PGA TOUR CAREER SUMMARY: Tournaments Entered—27; in money—8; Top-10 finishes—0

PGA TOUR CAREER EARNINGS: \$141,494

D

DALEY, Jess

FULL NAME: Jesse Ford Daley **BIRTHDATE:** December 17, 1977 **BIRTHPLACE:** Kirkland, WA **RESIDENCE:** Chicago, IL; plays out of Butler National GC (Oak Brook, IL) **HEIGHT:** 6-5 **WEIGHT:** 210 **FAMILY:** Wife, Natalya; Dylan Anthony (7/4/04) **EDUCATION:** Northwestern (2000, Communication Studies) **SPECIAL INTERESTS:** Snorkeling, painting **TURNED PROFESSIONAL:** 2000 **OTHER INFORMATION:** Member of the PGA TOUR in 2002 and the Nationwide Tour 2003-04. Made the cut in 13 of 24 tournaments during the 2004 Nationwide Tour season. Finished inside the top 25 five times, including his only top-10 of the season at the inaugural Pete Dye West Virginia Classic (T4). Earned \$81,172 to finish the year No. 71 on the official money list. As a rookie on the 2003 Nationwide Tour he made the cut in 17 of 27 events and collected \$119,593 to finish No. 40 on the final money list. His best showing was a playoff loss to James Oh at the Mark Christopher Charity Classic after firing rounds of 69-62-67-70. Played well in the season-ending Nationwide Tour Championship, finishing solo seventh at 11-under-par. Also finished in the top 10 at the Clearwater Classic (T9) in just the second event of the season. Finished No. 185 as a rookie on the 2002 PGA TOUR final money list, with \$154,675. Made the cut in 10 of 27 tournaments. Finished in the top 25 twice, including a T17 at the Greater Milwaukee Open and a T25 at the BellSouth Classic. Only appearance on the 2002 Nationwide Tour was a missed cut at the Arkansas Classic. Only prior PGA TOUR experi-



Other Prominent Players

ence came when he qualified for the 2001 U.S. Open and when he received a sponsor exemption at the 2001 Texas Open at LaCantera. Played in six Nationwide Tour events in 2000 after graduating from Northwestern University in June. Made four cuts and finished T15 at the Tri-Cities Open. Had a pair of runner-up finishes during his rookie season on the 2001 Canadian Tour. Was a teammate of PGA TOUR winner Luke Donald at Northwestern University. Finished runner-up by one stroke to Donald at the 2000 Big Ten Championship. Two-time All-Big Ten selection and a 2000 first-team All-American. Won the 1998 Washington Amateur and the Seattle City Amateur. In 1996, was the individual medalist at the Washington High School state golf championship. Qualified for the 1998 and 1999 U.S. Amateur. Got started in golf when his parents gave him a set of clubs at age 5. Has won the Washington State Amateur, as has his mother, Cathy. Raced motocross in high school.

NATIONWIDE TOUR SUMMARY:

BEST NATIONWIDE TOUR CAREER FINISHES: 2—2003 Mark Christopher Charity Classic.

MONEY & POSITION:

2000 — 14,014 — 162 2002 — 0 2004 — 81,172 — 71
2001 — 0 2003 — 119,593 — 40

BEST 2004 NATIONWIDE TOUR FINISH: T4—Pete Dye West Virginia Classic Presented by National Mining Association.

NATIONWIDE TOUR CAREER LOW ROUND: 62—2003 Mark Christopher Charity Classic/2

2004 NATIONWIDE TOUR SUMMARY: Tournaments Entered—24; in money—13; Top-10 finishes—1

NATIONWIDE TOUR CAREER SUMMARY: Tournaments Entered—59; in money—34; Top-10 finishes—4

NATIONWIDE TOUR CAREER EARNINGS: \$214,779

PGA TOUR SUMMARY:

BEST PGA TOUR CAREER FINISH: T17—2002 Greater Milwaukee Open.

MONEY & POSITION:

2001 — 0 2002 — 154,675 — 185

PGA TOUR CAREER SUMMARY: Tournaments Entered—29; in money—10; Top-10 finishes—0

PGA TOUR CAREER EARNINGS: \$154,675

DALEY, Joe

FULL NAME: Joe Daley **BIRTHDATE:** October 30, 1960 **BIRTHPLACE:** Chestnut Hill, PA **RESIDENCE:** Scottsdale, AZ **HEIGHT:** 6-3 **WEIGHT:** 159 **FAMILY:** Wife, Carol **EDUCATION:** Old Dominion University (1983, Finance) **SPECIAL INTERESTS:** History, fly fishing, hunting **TURNED PROFESSIONAL:** 1991 **OTHER INFORMATION:** Member of the PGA TOUR in 1996 and 1998 and the Nationwide Tour in 1997 and 1999-2002 and 2004. Returned to the Nationwide Tour last year after sitting out the 2003 season with a neck injury. Made the cut in seven of 16 starts on Tour in 2004. Best finish was T14 at the Preferred Health Systems Wichita Open, one of two top-25 finishes. Finished No. 64 on the 2002 Nationwide Tour, with \$71,792. Made the cut in 14 of 26 tournaments, with a T4 at the Permian Basin Open his top finish. Other top-10s included T6s at the Northeast Pennsylvania Classic and the Hibernia Southern Open. Led Doug Garwood by three strokes after 36 holes and by two strokes after 54 holes at the Northeast Pennsylvania Classic. Final-round 79 dropped him to T6. Ranked No. 3 in 2002 in Driving Accuracy (75.9 percent). Made the cut in 14 of 24 events in 2001, with three top-10s. Finished a season-best T2 at the Knoxville Open. Ranked No. 3 on the Tour in Driving Accuracy Percentage (76.2 percent). Made 18 of 22 cuts in 2000, including his last nine. Tied him with Lee Rinker for longest current consecutive-cuts streak at the end of the 2000 season. Had five top-fives during the 2000 season. Used back-to-back 69s in the final rounds of the Hershey Open to move from T22 to T3. Monday-qualified at Shreveport Open and jumped from 20th to fourth with a final-round 65. Recorded a hole-in-one on hole No. 17 during the fourth round of the Monterey Peninsula Classic. Had three top-10s in 1999, including a season-best T4 at the Mississippi Gulf Coast Open. Wire-to-wire winner at rain-shortened 1997 Louisiana Open. Opened with a 10-under-par 62 to tie Le Triomphe CC course record and lead by two. That 62 was the low start by a winner on the 1997 Tour. Was the first wire-to-wire winner of a 54-hole Tour event since Keith Fergus at the 1994 Panama City Beach Classic. Posted three other top-10 finishes to place 11th on the 1997 Tour money list. Fired a 9-under-par 62 in the third and final round to T6 in the 1996 B.C. Open, his career-best PGA TOUR finish. Self-taught and says his biggest thrill in golf is helping others become better players. Wife, Carol, has caddied for him at times on the Nationwide Tour. Quit job as a credit manager in 1992 at age 32 to pursue a career as a professional golfer.



NATIONWIDE TOUR SUMMARY:

NATIONWIDE TOUR VICTORIES (1): 1997 Louisiana Open.

MONEY & POSITION:

1996 — 530 — 269 1999 — 46,720 — 59 2002 — 71,791 — 64
1997 — 105,297 — 11 2000 — 151,233 — 23 2004 — 25,414 — 132
1998 — 5,590 — 150 2001 — 83,108 — 55

BEST 2004 NATIONWIDE TOUR FINISHES: T14—Preferred Health Systems Wichita Open; T21—Scholarship America Showdown.

NATIONWIDE TOUR CAREER LOW ROUND: 62—1997 Louisiana Open/1

2004 NATIONWIDE TOUR SUMMARY: Tournaments Entered—16; in money—7; Top-10 finishes—0

NATIONWIDE TOUR CAREER SUMMARY: Tournaments Entered—145; in money—87; Top-10 finishes—19

NATIONWIDE TOUR CAREER EARNINGS: \$489,683

PGA TOUR SUMMARY:

BEST PGA TOUR CAREER FINISH: T6—1996 B.C. Open.

MONEY & POSITION:

1994 — 6,239 — 270 1996 — 96,287 — 167 2000 — 0
1995 — 0 1998 — 42,092 — 211

PGA TOUR CAREER SUMMARY: Tournaments Entered—57; in money—22; Top-10 finishes—1

PGA TOUR CAREER EARNINGS: \$144,617

DAMRON, Patrick

FULL NAME: Patrick Wayne Damron **BIRTHDATE:** August 3, 1978 **BIRTHPLACE:** Pikeville, KY **RESIDENCE:** Orlando, FL; plays out of Bay Hill Club **HEIGHT:** 6-0 **WEIGHT:** 200 **FAMILY:** Single **EDUCATION:** Wake Forest University **TURNED PROFESSIONAL:** 2000 **OTHER INFORMATION:** Made the cut in 11 of 26 starts during his rookie season on the 2004 Nationwide Tour. Cracked the top 25 five times, with a T6 at the Cox Classic his best finish. Fired rounds of 68-72-66-66 to finish 16-under 272, collecting a season-best \$19,425 for his efforts. Finished the season No. 86 on the money list, with \$54,962. Finished T16 at the 2003 Alberta Calgary Classic, his only career start on the Nationwide Tour. Also missed the cut in his only two career PGA TOUR starts, both coming in 2003. Won first professional event at the 2003 Victoria Open on the Canadian Tour. Opening-round 63 in Victoria led to the Canadian Tour's only wire-to-wire win of the season. The victory, one of two top-10 finishes, helped him placed ninth on the Canadian Tour Order of Merit. Best finish was T31 at the President Casino Broadwater Classic, one of just two appearances on the 2003 Hooters Tour. Younger brother of PGA TOUR winner Robert Damron. Cites winning a two-man event with his brother his biggest thrill in golf. Calls his father and Arnold Palmer his heroes. His father was a coal miner in Kentucky when he moved to Bay Hill at the time of Patrick's birth.



NATIONWIDE TOUR SUMMARY:

BEST NATIONWIDE TOUR CAREER FINISH: T6—2004 Cox Classic.

MONEY & POSITION:

2003 — 4,950 — 236 2004 — 54,962 — 86

BEST 2004 NATIONWIDE TOUR FINISH: T6—Cox Classic.

NATIONWIDE TOUR CAREER LOW ROUND: 63—2004 Pete Dye West Virginia Classic Presented by National Mining Association/3

2004 NATIONWIDE TOUR SUMMARY: Tournaments Entered—27; in money—11; Top-10 finishes—1

NATIONWIDE TOUR CAREER SUMMARY: Tournaments Entered—28; in money—12; Top-10 finishes—1

NATIONWIDE TOUR CAREER EARNINGS: \$59,912

PGA TOUR SUMMARY:

MONEY & POSITION:

2003 — 0 2004 — 0

2004 PGA TOUR SUMMARY: Tournaments Entered—1; in money—0; Top-10 finishes—0

PGA TOUR CAREER SUMMARY: Tournaments Entered—3; in money—0; Top-10 finishes—0

DELSING, Jay

FULL NAME: James Patrick Delsing **BIRTHDATE:** October 17, 1960 **BIRTHPLACE:** St. Louis, MO **RESIDENCE:** St. Louis, MO **HEIGHT:** 6-5 **WEIGHT:** 185 **FAMILY:** Wife, Kathy; MacKenzie (5/31/89), Gemma (12/9/91), Brennan (9/21/93), Joanna (10/2/03) **EDUCATION:** UCLA (1983, Economics) **SPECIAL INTERESTS:** Fishing, all sports **TURNED PROFESSIONAL:** 1984 **OTHER INFORMATION:** Earned membership for the 2004 PGA TOUR season with his T28 at the 2003 National Qualifying Tournament. Played in 26 events in 2004 and finished in the top 25 twice, a T24 at the Reno-Tahoe Open and T19 at the Chrysler Classic of Greensboro. In 2003, made nine starts on the PGA TOUR. Posted back-to-back top 20s, a T11 at the 2003 Greater Hartford Open and T19 at 2003 Buick Open. His T11 in Connecticut was his best finish since a T8 at the 1999 Michelob Championship at Kingsmill. Made three cuts in six events on the 2002 PGA TOUR, with his best finish a T53 at the Air Canada Championship. Finished 18th that year on the Nationwide Tour money list. Won his second Nationwide Tour title at the 2002 Omaha Classic. Shot rounds of 66-66-67-68 to edge Anthony Painter by one stroke. Dedicated his victory to his ailing father, Jim, who was watching from his home on St. Louis. Marked his ball with "24," in honor of the uniform number his father wore for the 1949 World Series champion New York Yankees. Defeated Jeff Freeman in a four-hole Monday playoff at the 2001 Fort Smith Classic for his first TOUR-related victory. In 1999, made an impressive run in the final 16 events of his schedule to finish among the top 125 on the PGA TOUR money list for the first time since 1995. Four top-10s that year matched a career high set in 1990 and equaled in 1992. Best PGA TOUR finish came at 1993 New England Classic where



Other Prominent Players

he finished T2, four strokes behind winner Paul Azinger. Matched that with another runner-up finish at the 1995 FedEx St. Jude Classic, this time finishing one stroke behind winner Jim Gallagher, Jr. Best finish on TOUR money list is 52nd in 1992 on strength of four top-10s and nine top-25s. Two-time All-America at UCLA where teammates included Corey Pavin, Steve Pate and Duffy Waldorf. Father, Jim, was an outfielder for the New York Yankees, Chicago White Sox, St. Louis Browns and Kansas City A's from 1949-60. Father pinch-ran for midget Eddie Gaedel with the Browns in 1951.

NATIONWIDE TOUR SUMMARY:

NATIONWIDE TOUR VICTORIES (2): 2001 Fort Smith Classic. 2002 Omaha Classic.

MONEY & POSITION:

1997 — 0	1999 — 10,575 — 120	2002 — 165,153 — 18
1998 — 1,311 — 227	2001 — 125,374 — 31	2003 — 15,472 — 166

NATIONWIDE TOUR CAREER LOW ROUND: 63—2002 Tour Championship/2

NATIONWIDE TOUR CAREER SUMMARY: Tournaments Entered—52; in money—30; Top-10 finishes—6

NATIONWIDE TOUR CAREER EARNINGS: \$317,886

PGA TOUR SUMMARY:

BEST PGA TOUR CAREER FINISHES: T2—1993 New England Classic, 1995 FedEx St. Jude Classic.

MONEY & POSITION:

1985 — 46,480 — 125	1992 — 296,740 — 52	1999 — 431,879 — 91
1986 — 65,850 — 123	1993 — 233,484 — 71	2000 — 132,843 — 182
1987 — 58,657 — 136	1994 — 143,738 — 124	2001 — 4,887 — 251
1988 — 45,504 — 152	1995 — 230,769 — 80	2002 — 22,430 — 228
1989 — 26,565 — 187	1996 — 117,246 — 153	2003 — 159,654 — 185
1990 — 207,740 — 74	1997 — 102,592 — 167	2004 — 190,184 — 193
1991 — 149,775 — 100	1998 — 154,683 — 160	

BEST 2004 PGA TOUR FINISHES: T19—Chrysler Classic of Greensboro; T24—Reno-Tahoe Open.

2004 PGA TOUR SUMMARY: Tournaments Entered—26; in money—11; Top-10 finishes—0

PGA TOUR CAREER SUMMARY: Tournaments Entered—509; in money—253; Top-10 finishes—27

PGA TOUR CAREER EARNINGS: \$2,821,699

DEMSEY, Todd

FULL NAME: Todd Robert Demsey **BIRTHDATE:** May 27, 1972 **BIRTHPLACE:** Ridgewood, NJ **RESIDENCE:** Scottsdale, AZ; plays out of Whisper Rock GC **HEIGHT:** 6-2 **WEIGHT:** 175 **FAMILY:** Wife, Melinda **EDUCATION:** Arizona State University (1995, Psychology) **SPECIAL INTERESTS:** Hiking, biking, spending time at home **TURNED PROFESSIONAL:** 1995 **OTHER INFORMATION:** Member of Nationwide Tour in 1995 and 1999-2004. Member of the PGA TOUR in 1997. Made the cut in eight of 28 starts on the 2004 Nationwide Tour. Made the most of his opportunities, finishing with six top-25 finishes in eight weekend appearances. Ended the year No. 82 on the official money list, with \$59,423. Only top-10 finish was a T8 at the Chattanooga Classic. Made the cut in 17 of 22 events on the 2003 Nationwide Tour, including nine top-25 finishes. Completed the season No. 42 on the money list, with \$109,951. Cracked the top 10 on three occasions, with a T4 at the Omaha Classic his best result. Other top-10s came at the LaSalle Bank Open (T7) and the Albertsons Boise Open (T8). Finished No. 91 on the 2002 Nationwide Tour after making the cut in 14 of 27 tournaments. Best finish was a T18 at the Samsung Canadian PGA Championship. Posted three of his five top-25 finishes during the last four weeks of the season at the State Farm Open (T25), Bank of America Monterey Peninsula Classic (T20) and the Gila River Classic (T19). Missed the entire 2001 season due to recurring back problems that started hindering his play late in the 2000 Nationwide Tour season. Did not play or withdrew from the last four events of the 2000 season due to the back injury. Held a one-stroke lead over Ryuji Imada after 54 holes at the 2000 Virginia Beach Open. A final-round 74 left him in second place, five strokes behind Imada. Tied with five others for the first-round lead at the Fort Smith Classic after an opening-round 64, his new career-low. One shot off the lead after the first round of the Hershey Open after a 68. Finished T3, two strokes behind winner Paul Gow. Was in the lead or tied for the lead for two rounds of the 1999 Monterrey Open before shooting a final-round 72 to finish T3. Fired a 65 in the final round of the 1996 Monterrey Open to finish T2. Finished No. 214 on the money list during his rookie season on the 1997 PGA TOUR. Best finish was a T24 at the Greater Vancouver Open. Winner of the 1998 Utah Open, California State Open and Arizona Open. College teammate of PGA TOUR member Phil Mickelson at Arizona State University. Winner of five collegiate tournaments, including being the 1993 NCAA Division I individual champion. Two-time first team All-American, while also earning second- and third-team honors during his four-year career. Member of 1993 U.S. Walker Cup team where he went 3-0. 1994 U.S. World Amateur team member. Winner of the 1993 Pacific Coast Amateur Champion. Winner of the 1992 California State Amateur Champion. Underwent a second surgery at the end of the 2003 Nationwide Tour season to remove the remaining 20 percent of a brain tumor diagnosed in 2002. First surgery was performed in January 2003, just 24 days after his wedding. Grandfather was a catcher for New York Yankees and Brooklyn Dodgers in 1940-41. Biggest thrill in golf was when USGA president Reg Murphy caddied for him at the 1994 World Amateur.



NATIONWIDE TOUR SUMMARY:

BEST NATIONWIDE TOUR CAREER FINISHES: 2—2000 Virginia Beach Open, T2—1996 Monterrey Open.

MONEY & POSITION:

1995 — 3,275 — 178	1999 — 105,465 — 19	2002 — 40,984 — 91
1996 — 18,874 — 89	2000 — 122,181 — 40	2003 — 109,951 — 42
1997 — 0	2001 — 1,204 — 307	2004 — 59,423 — 82

BEST 2004 NATIONWIDE TOUR FINISH: T8—Chattanooga Classic Presented by Cummings Cove and RealtyCenter/GMAC.

NATIONWIDE TOUR CAREER LOW ROUND: 63—2004 Chattanooga Classic Presented by Cummings Cove and RealtyCenter/GMAC/3

2004 NATIONWIDE TOUR SUMMARY: Tournaments Entered—28; in money—8; Top-10 finishes—1

NATIONWIDE TOUR CAREER SUMMARY: Tournaments Entered—147; in money—81; Top-10 finishes—16

NATIONWIDE TOUR CAREER EARNINGS: \$461,355

PGA TOUR SUMMARY:

BEST PGA TOUR CAREER FINISH: T24—1997 Greater Vancouver Open.

MONEY & POSITION:

1996 — 2,513 — 359	1997 — 41,774 — 214
--------------------	---------------------

PGA TOUR CAREER SUMMARY: Tournaments Entered—34; in money—12; Top-10 finishes—0

PGA TOUR CAREER EARNINGS: \$44,286

DESJARDINS, Carl (Dee-ZHAR-den)

FULL NAME: Carl Desjardins **BIRTHDATE:** March 24, 1975 **BIRTHPLACE:** Montreal, Quebec, Canada **RESIDENCE:** Ste. Catherine, Quebec, Canada; plays out of Brossard CC **HEIGHT:** 5-9 **WEIGHT:** 200 **FAMILY:** Wife, Nathalie; Christopher (3/10/97), Jeremy (3/10/97), David (8/27/99) **TURNED PROFESSIONAL:** 1997 **OTHER INFORMATION:** Finished T13 at the 2004 Samsung Canadian PGA Championship, his only made cut in three career appearances on the Nationwide Tour. After opening with rounds of 70-71-72, came back with a 68 in the final round to vault into the top 15 and finish the tournament with four rounds of par or better. Has also played on the Hooters Tour. Lists Payne Stewart as his hero. Was also an excellent hockey player.



DICKERSON, Bubba

FULL NAME: Benjamin Gordon Dickerson **BIRTHDATE:** May 6, 1981 **BIRTHPLACE:** Jacksonville, FL **RESIDENCE:** Hilliard, FL; plays out of GC of Amelia Island **HEIGHT:** 6-0 **WEIGHT:** 178 **FAMILY:** Wife, Mindy; Avery (6/19/03) **EDUCATION:** University of Florida **SPECIAL INTERESTS:** Going to church, spending time with family **TURNED PROFESSIONAL:** 2002 **OTHER INFORMATION:** Will be playing his rookie season on the Nationwide Tour in 2005. Has made the cut in five of 13 career starts on the Nationwide Tour. Both career top-25 finishes have come in the Henrico County Open, finishing a career-best T8 in 2003 and T22 in 2004. Has also played on the European Challenge Tour and the Hooters Tour. Winner of the 2001 U.S. Amateur Championship. Rallyed from 5-down to defeat Robert Hamilton, 1-up, at East Lake GC in Atlanta, GA. Was 2001 Western Amateur champion. Member of the University of Florida's national championship team in 2001. Was named the Southeastern Conference Freshman of the Year in 2000. Finished runner-up at the 2000 U.S. Public Links Amateur Championship. Lists winning the U.S. Amateur as his biggest thrill in golf. Cites his parents as his heroes. Got his start in golf from his dad.



NATIONWIDE TOUR SUMMARY:

BEST NATIONWIDE TOUR CAREER FINISH: T8—2003 Henrico County Open.

MONEY & POSITION:

2002 — 0	2003 — 16,575 — 163	2004 — 4,500 — 245
----------	---------------------	--------------------

BEST 2004 NATIONWIDE TOUR FINISH: T22—Henrico County Open.

NATIONWIDE TOUR CAREER LOW ROUND: 66—2 times, most recent 2004 Henrico County Open/1

2004 NATIONWIDE TOUR SUMMARY: Tournaments Entered—5; in money—1; Top-10 finishes—0

NATIONWIDE TOUR CAREER SUMMARY: Tournaments Entered—13; in money—5; Top-10 finishes—1

NATIONWIDE TOUR CAREER EARNINGS: \$21,075

PGA TOUR SUMMARY:

BEST PGA TOUR CAREER FINISH: T42—2002 Compaq Classic of New Orleans.

MONEY & POSITION:

2002 — 44,141	2003 — 0
---------------	----------

2004 PGA TOUR SUMMARY: Tournaments Entered—0; in money—0; Top-10 finishes—0

PGA TOUR CAREER SUMMARY: Tournaments Entered—11; in money—5; Top-10 finishes—0

PGA TOUR CAREER EARNINGS: \$44,141

Other Prominent Players

DONALD, Mike

FULL NAME: Mike Donald **BIRTHDATE:** July 11, 1955 **BIRTHPLACE:** Grand Rapids, MI **RESIDENCE:** Hollywood, FL **HEIGHT:** 5-11 **WEIGHT:** 200 **FAMILY:** Single **EDUCATION:** Broward Community College, Georgia Southern University **OTHER INFORMATION:** Made 549 starts in his career on the PGA TOUR while playing from 1980-2004, making 250 cuts. Lone PGA TOUR win came at the 1989 Anheuser Busch Classic, where he beat Hal Sutton and Tim Simpson in a playoff after firing a final-round 65. Has six career runner-up finishes on the PGA TOUR, including a second-place finish to Hale Irwin at the 1990 U.S. Open. Both shot 74 in the 18-hole playoff. On first sudden-death playoff hole in Open history, Irwin rolled in 10-foot birdie putt for the victory. Finished T2 at the 1992 Gulf Coast Classic, his first-ever start and best career finish on the Nationwide Tour. Most recently finished T50 at the Alberta Classic, his only made cut in 17 starts on Tour in 2004. Winner of the 1984 J.C. Penney Classic with Vicki Alvarez. Teamed with Fred Couples to win the 1990 Sazale Classic. Former Player Director on the PGA TOUR Policy Board. Winner of the 1974 National Junior College Athletic Association title while playing at Broward Community College. Winner of the 1973 Florida Junior Championship. Member of the Georgia Southern University Sports Hall of Fame and the NJCAA Hall of Fame.



NATIONWIDE TOUR SUMMARY:

BEST NATIONWIDE TOUR CAREER FINISH: T2—1992 Gulf Coast Classic.

MONEY & POSITION:

1992	—	10,833	—	103	1997	—	2,738	—	174	2001	—	3,591	—	216
1994	—	12,970	—	94	1998	—	0			2002	—	1,260	—	308
1995	—	4,941	—	157	1999	—	484	—	267	2003	—	3,526	—	255
1996	—	570	—	261	2000	—	15,131	—	158	2004	—	1,530	—	337

BEST 2004 NATIONWIDE TOUR FINISH: T50—Alberta Classic.

NATIONWIDE TOUR CAREER LOW ROUND: 64—1994 Shreveport Open/1

2004 NATIONWIDE TOUR SUMMARY: Tournaments Entered—17; in money—1; Top-10 finishes—0

NATIONWIDE TOUR CAREER SUMMARY: Tournaments Entered—117; in money—27; Top-10 finishes—3

NATIONWIDE TOUR CAREER EARNINGS: \$57,574

PGA TOUR SUMMARY:

PGA TOUR VICTORIES (1): 1989 Anheuser-Busch Golf Classic.

MONEY & POSITION:

1980	—	12,365	—	155	1989	—	430,232	—	22	1998	—	7,590	—	296
1981	—	50,665	—	85	1990	—	348,328	—	36	1999	—	7,472	—	302
1982	—	39,967	—	103	1991	—	88,248	—	142	2000	—	3,920	—	253
1983	—	72,343	—	73	1992	—	117,252	—	120	2001	—	0		
1984	—	146,324	—	46	1993	—	51,313	—	183	2002	—	0		
1985	—	91,888	—	85	1994	—	119,065	—	141	2003	—	0		
1986	—	108,772	—	82	1995	—	5,760	—	297	2004	—	0		
1987	—	137,734	—	79	1996	—	7,829	—	292					
1988	—	118,509	—	96	1997	—	4,685	—	308					

2004 PGA TOUR SUMMARY: Tournaments Entered—1; in money—0; Top-10 finishes—0

PGA TOUR CAREER SUMMARY: Tournaments Entered—549; in money—296; Top-10 finishes—31

PGA TOUR CAREER EARNINGS: \$1,970,260

DUFNER, Jason

FULL NAME: Jason Christopher Dufner **BIRTHDATE:** March 24, 1977 **BIRTHPLACE:** Cleveland, OH **RESIDENCE:** Auburn, AL **HEIGHT:** 5-10 **WEIGHT:** 170 **FAMILY:** Single **EDUCATION:** Auburn University (2000, Economics) **SPECIAL INTERESTS:** Reading, video games, sleeping, sports, darts, bowling, bubble hockey **TURNED PROFESSIONAL:** 2000 **OTHER INFORMATION:** Rookie on the 2004 PGA TOUR after spending the previous three seasons on the Nationwide Tour. With a career-best T8 finish at the Chrysler Classic of Greensboro, moved from No. 186 to No. 162, with \$317,770 on the 2004 PGA TOUR money list. Rookie was the first-round leader after opening with a 7-under-par 65. Ended the year No. 164 on the money list. Earned initial TOUR card via 10th-place finish on 2003 Nationwide Tour money list with \$237,636. After missing the cut in his first four appearances in 2003, reeled off 20 made cuts in his final 22 events, including 10 top-10s (second-best on Tour). Put together streaks of three consecutive top-fives twice during the season. Had 10 top-10 showings, including Permian Basin Charity Golf Classic (T2), BMW Charity Pro-Am at The Cliffs (T4), Mark Christopher Charity Classic (T4), Miccosukee Championship (T5), Rheem Classic (T5), Gila River Golf Classic (T5), Virginia Beach Open (T5), Northeast Pennsylvania Classic (T6), Price Cutter Charity Championship (T8) and the Oregon Classic (T8). Fired a course record 10-under-par 62 in the second round of the Miccosukee Championship. Placed No. 77 on the Nationwide Tour money list in 2002, with \$51,832. Had no status on Nationwide Tour to begin the 2001 season. Monday-qualified his way into the Hershey Open, where he finished T12. Finish at Hershey earned him a spot in the field at the Wichita Open. Posted four rounds in the 60s to finish at 22-under par and earn his first career title by three shots over three others. Made the cut in 11 of 13 events in 2001 and



finished 21st on money list. Ended the year No. 5 in Scoring Average (69.85). Qualified for the 2001 U.S. Open at Southern Hills, his biggest thrill in golf. Played the Golden Bear Tour in 2000. Honorable mention All-America in 1997. All-SEC selection in 1997-98 and 2000. Redshirted after his junior year at Auburn. Three-time winner during college. Lost in the 1998 U.S. Amateur Public Links Championship at Torrey Pines GC in La Jolla, CA, to Trevor Immelman, 3 and 2. Lists Ben Hogan as his hero. Did not start playing golf until he was 15.

NATIONWIDE TOUR SUMMARY:

NATIONWIDE TOUR VICTORIES (1): 2001 Wichita Open.

MONEY & POSITION:

2001	—	151,394	—	21	2003	—	237,637	—	10
2002	—	51,832	—	77	2004	—	5,545	—	232

BEST 2004 NATIONWIDE TOUR FINISH: T31—Chitimacha Louisiana Open.

NATIONWIDE TOUR CAREER LOW ROUND: 62—2003 Miccosukee Championship/2

2004 NATIONWIDE TOUR SUMMARY: Tournaments Entered—2; in money—2; Top-10 finishes—0

NATIONWIDE TOUR CAREER SUMMARY: Tournaments Entered—66; in money—45; Top-10 finishes—15

NATIONWIDE TOUR CAREER EARNINGS: \$446,408

PGA TOUR SUMMARY:

BEST PGA TOUR CAREER FINISH: T8—2004 Chrysler Classic of Greensboro.

MONEY & POSITION:

2001	—	0			2004	—	317,770	—	164
------	---	---	--	--	------	---	---------	---	-----

BEST 2004 PGA TOUR FINISH: T8—Chrysler Classic of Greensboro.

2004 PGA TOUR SUMMARY: Tournaments Entered—28; in money—11; Top-10 finishes—1

PGA TOUR CAREER SUMMARY: Tournaments Entered—29; in money—11; Top-10 finishes—1

PGA TOUR CAREER EARNINGS: \$317,770

DUKE, Ken

FULL NAME: Kenneth Wootson Duke **BIRTHDATE:** January 29, 1969 **BIRTHPLACE:** Hope, AR **RESIDENCE:** Boca Raton, FL; plays out of Boca Raton Resort and Quail Ridge GC **HEIGHT:** 6-1 **WEIGHT:** 205 **FAMILY:** Wife, Michelle; Ashleigh Ann (4/23/03) **EDUCATION:** Henderson State University (1992, Sports Management) **SPECIAL INTERESTS:** Fishing **TURNED PROFESSIONAL:** 1994 **OTHER INFORMATION:** Member of the Nationwide Tour in 1995 and 2003. Member of the PGA TOUR in 2004. First career top-10 came in his 29th career start on the 2004 PGA TOUR. Finished T9 at the Reno-Tahoe Open, thanks to 8-under 64 in the second round. Joined the PGA TOUR for the first time after a T12 finish at 2003 PGA TOUR National Qualifying Tournament. Had played in eight PGA TOUR events prior to his rookie season, making three cuts with one top-25 finish, a T23 at the 1996 Greater Vancouver Open. Made the cut in 19 of 26 events on the 2003 Nationwide Tour. Wrapped up the season No. 33 on the money list, with \$133,167. Finished runner-up to Brett Wetterich at the Chitimacha Louisiana Open. Earned a career-best \$51,300 for his efforts. He and Wetterich both shot opening-round 10-under-par 62s, the low first 18 on Tour all season. Ended the season with a strong showing at the Nationwide Tour Championship, finishing fourth, five shots behind Chris Couch. Also finished in the top 10 at the Preferred Health Systems Wichita Open (T10). Also played the Nationwide Tour in 1995. Made the cut in five of 22 tournaments that year, finishing No. 179 on the money list with his best finish a T24 at the Knoxville Open. Finished first on the 1999 Canadian Tour Order of Merit with \$122,187. Won the 1999 Shell Payless Open and Bayer Championship on Canadian Tour. Played in the 1997 British Open. In addition to Nationwide Tour and Canadian Tour, has also played on the Asian Tour and the South American Tour. Was named all-conference and all-district all four years in college. Competed in 1993 and 1994 U.S. Amateurs. Inducted into the Henderson State University Hall of Fame. Has had six holes-in-one during his career. Biggest thrill in golf was playing a practice round with Jack Nicklaus at the 1997 British Open. Lists Larry Bird as his hero. Credits his father for giving him his start in golf. Avid fisherman.



NATIONWIDE TOUR SUMMARY:

BEST NATIONWIDE TOUR CAREER FINISH: 2—2003 Chitimacha Louisiana Open.

MONEY & POSITION:

1995	—	3,028	—	179	2002	—	0			2004	—	10,765	—	190
2000	—	0			2003	—	133,167	—	33					

BEST 2004 NATIONWIDE TOUR FINISH: T16—First Tee Arkansas Classic.

NATIONWIDE TOUR CAREER LOW ROUND: 62—2003 Chitimacha Louisiana Open/1

2004 NATIONWIDE TOUR SUMMARY: Tournaments Entered—2; in money—2; Top-10 finishes—0

NATIONWIDE TOUR CAREER SUMMARY: Tournaments Entered—53; in money—26; Top-10 finishes—3

NATIONWIDE TOUR CAREER EARNINGS: \$146,960

Other Prominent Players

PGA TOUR SUMMARY:

BEST PGA TOUR CAREER FINISH: T9—2004 Reno-Tahoe Open.

MONEY & POSITION:

1996 — 8,900 — 281 1999 — 0 2004 — 301,309 — 166
1997 — 0 2002 — 23,163

BEST 2004 PGA TOUR FINISH: T9—Reno-Tahoe Open.

2004 PGA TOUR SUMMARY: Tournaments Entered—30; in money—14; Top-10 finishes—1

PGA TOUR CAREER SUMMARY: Tournaments Entered—38; in money—17; Top-10 finishes—1

PGA TOUR CAREER EARNINGS: \$333,371

E

ELDER, Brad

FULL NAME: Bradley Ryan Elder **BIRTHDATE:** March 17, 1975
BIRTHPLACE: Tulsa, OK **RESIDENCE:** Dallas, TX **HEIGHT:** 6-3
WEIGHT: 175 **FAMILY:** Wife, Peggy **EDUCATION:** University of Texas
TURNED PROFESSIONAL: 1998 **OTHER INFORMATION:** Member of the Nationwide Tour in 1999 and 2004. Made the cut in nine of 22 starts, with his only top-10 finish a T5 at the Preferred Health Systems Wichita Open. Member of the PGA TOUR in 2000-03. Made the cut in five of 20 starts on the 2003 PGA TOUR. T28 at the FBR Capital Open was his top showing. Missed almost two months of 2002 season due to shoulder injury. After withdrawing from The Honda Classic in March, did not play again until the Verizon Byron Nelson Classic in May. Played in 26 events, making 11 cuts. Had a season-best third-place finish at the rain-shortened Southern Farm Bureau Classic, two strokes behind champion Luke Donald. Led by one stroke through 18 holes and two through 36, but struggled in closing third round, posting four bogeys in final 11 holes. After tournament was deemed 54-hole event on Monday morning, Elder took home paycheck of \$176,800, increasing season earnings to \$362,892 to finish 147th on the money list. Other top 25s included T13 at season-opening Sony Open in Hawaii and T22 at the Valero Texas Open. Finished at Texas Open was aided by final-round 64, his best round since matching 64 at the 2002 Sony Open in Hawaii. Third on PGA TOUR in Eagle Leaders in 2002, with one per 102.5 holes. Survived triple bogey on first hole of final round of 2001 National Qualifying Tournament to card a 69 and secure a T8 finish. Hit first two drives out of bounds for triple bogey, then recorded seven birdies, one eagle and two bogeys the rest of the way. Finished 128th on the money list in second full PGA TOUR season in 2001, with \$396,967. Successful rookie campaign on PGA TOUR in 2000, making 20 of 34 cuts and earning \$700,738, good for 68th on the TOUR money list. First-year earnings were third-best among 2000 rookies. Earned his PGA TOUR membership for 2000 by finishing 11th on the 1999 Nationwide Tour money list, with \$146,263. Earned his first Nationwide Tour title with a two-stroke win at 1999 Wichita Open. Second victory came at the end of the season at Inland Empire Open. Winner of the Fred Haskins and Jack Nicklaus Awards as college player of the year. Member of winning 1997 U.S. Walker Cup team. Loves to watch sports on television. Favorite sport besides golf is hockey, especially his hometown Dallas Stars.



NATIONWIDE TOUR SUMMARY:

NATIONWIDE TOUR VICTORIES (2): 1999 Wichita Open, Inland Empire Open.

MONEY & POSITION:

1998 — 484 — 284 2003 — 0
1999 — 146,263 — 11 2004 — 42,023 — 103

BEST 2004 NATIONWIDE TOUR FINISH: T5—Preferred Health Systems Wichita Open.

NATIONWIDE TOUR CAREER LOW ROUND: 63—2004 Preferred Health Systems Wichita Open/2

2004 NATIONWIDE TOUR SUMMARY: Tournaments Entered—22; in money—9; Top-10 finishes—1

NATIONWIDE TOUR CAREER SUMMARY: Tournaments Entered—51; in money—30; Top-10 finishes—7

NATIONWIDE TOUR CAREER EARNINGS: \$188,769

PGA TOUR SUMMARY:

BEST PGA TOUR CAREER FINISH: T2—2000 SEI Pennsylvania Classic.

MONEY & POSITION:

1998 — 14,842 — 256 2001 — 396,967 — 128 2004 — 0
1999 — 0 2002 — 362,892 — 147
2000 — 700,738 — 68 2003 — 74,341 — 218

2004 PGA TOUR SUMMARY: Tournaments Entered—1; in money—0; Top-10 finishes—0
PGA TOUR CAREER SUMMARY: Tournaments Entered—125; in money—59; Top-10 finishes—3

PGA TOUR CAREER EARNINGS: \$1,549,780

ENLOE, Jason

FULL NAME: Jason Michael Enloe **BIRTHDATE:** July 16, 1973
BIRTHPLACE: Decatur, IL **RESIDENCE:** Tampa, FL; plays out of Avila

GC HEIGHT: 5-8 **WEIGHT:** 165 **FAMILY:** Single **EDUCATION:** Southern Methodist University (1996, Business) **SPECIAL INTERESTS:** PlayStation, movies, sports **TURNED PROFESSIONAL:** 1997

OTHER INFORMATION: Made the cut in 11 of 27 starts during his rookie season on the 2004 Nationwide Tour. T15 at the Northeast Pennsylvania marked his best showing out of three top-25 finishes.

Prior to 2004, had made the cut in four of 11 career appearances, with a T25 at the 2001 Samsung Canadian PGA Championship his best showing. Played on the Canadian Tour in 2002 and 2003. Had three top-10 showings in his 2002 Canadian Tour rookie season. Most recently finished No. 22 on the 2003 Canadian Tour Order of Merit, with two top-10 finishes—including a season-best T3 at the Edmonton Open. Has also played on the Golden Bear Tour. Won the 1996 Northeast Amateur championship. Advanced to the U.S. Amateur quarterfinals in 1995. Won the prestigious Monroe Invitational Championship while at Southern Methodist. Member of the 1986 Pony World Series baseball team, representing the only city in the tournament with less than 20,000 residents. Lists his father, Sam, and Michael Jordan as his heroes. Biggest thrill in golf was representing the United States on the World Amateur team. Also lists making a 10-foot par putt to get to the final stage of the 2003 PGA TOUR National Qualifying Tournament as a highlight.



NATIONWIDE TOUR SUMMARY:

BEST NATIONWIDE TOUR CAREER FINISH: T15—2004 Northeast Pennsylvania Classic.

MONEY & POSITION:

1997 — 0 2000 — 2,370 — 238 2003 — 0
1998 — 0 2001 — 5,825 — 201 2004 — 34,663 — 111

BEST 2004 NATIONWIDE TOUR FINISHES: T15—Northeast Pennsylvania Classic; T20—New Zealand PGA Championship; T21—Mark Christopher Charity Classic.

NATIONWIDE TOUR CAREER LOW ROUND: 65—2000 Wichita Open/1

2004 NATIONWIDE TOUR SUMMARY: Tournaments Entered—27; in money—11; Top-10 finishes—0

NATIONWIDE TOUR CAREER SUMMARY: Tournaments Entered—38; in money—15; Top-10 finishes—0

NATIONWIDE TOUR CAREER EARNINGS: \$42,858

F

FABEL, Brad

FULL NAME: Bradley Scott Fabel **BIRTHDATE:** November 30, 1955
BIRTHPLACE: Louisville, KY **RESIDENCE:** Nashville, TN **HEIGHT:** 6-0

WEIGHT: 190 **FAMILY:** Wife, Beth; Austin (4/24/89), Morgan (9/9/92) **EDUCATION:** Western Kentucky University (1982, Public Relations) **SPECIAL INTERESTS:** Fishing, hunting, all sports

TURNED PROFESSIONAL: 1982 **OTHER INFORMATION:** Has split time on the PGA TOUR and Nationwide Tour the last four seasons.

Made the cut in five of 20 starts on the PGA TOUR during that stretch, with a T10 at the 2001 B.C. Open his best outing. Made the cut in 24 of 47 Nationwide Tour starts since 2001, with T11 finishes at the 2004 Northeast Pennsylvania Classic and the 2002 Hibernia Southern Open his best performances. Set the competitive course record at Stonehenge G&CC with a 62 at the 2001 Richmond Open. Breakthrough year on the PGA TOUR came in 1997 when he posted his career-best money-list ranking (66th) and registered, at that time, a career-high \$375,122 in earnings. Career-best finishes were second-place showings at 1990 Canon Greater Hartford Open and 1997 Buick Open. Close call at Canon Greater Hartford Open came after entering final round tied for lead. Recorded Nationwide Tour victories at the 1994 Gateway Classic and the 1995 Shreveport Open. Earned return to PGA TOUR with 10th-place finish on Nationwide Tour money list in 1995. Had successful rookie season on PGA TOUR in 1985, finishing third twice, at Quad Cities Open and Greater Milwaukee Open, and placing No. 100 on money list. Won 1974 Kentucky State Amateur at age 18.



NATIONWIDE TOUR SUMMARY:

NATIONWIDE TOUR VICTORIES (2): 1994 Gateway Classic. 1995 Shreveport Open.

MONEY & POSITION:

1990 — 11,500 — 80 2001 — 21,766 — 131 2004 — 28,279 — 124
1994 — 95,138 — 18 2002 — 12,116 — 166
1995 — 115,513 — 10 2003 — 8,985 — 202

BEST 2004 NATIONWIDE TOUR FINISHES: T11—Northeast Pennsylvania Classic; T21—Permian Basin Charity Golf Classic.

NATIONWIDE TOUR CAREER LOW ROUND: 62—2001 Richmond Open/2

2004 NATIONWIDE TOUR SUMMARY: Tournaments Entered—19; in money—8; Top-10 finishes—0

NATIONWIDE TOUR CAREER SUMMARY: Tournaments Entered—92; in money—57; Top-10 finishes—13

NATIONWIDE TOUR CAREER EARNINGS: \$293,295

Other Prominent Players

PGA TOUR SUMMARY:

BEST PGA TOUR CAREER FINISH: T2—1990 Canon Greater Hartford Open, 1997 Buick Open.

MONEY & POSITION:

1984 — 0	1991 — 147,562 — 103	1999 — 380,441 — 110
1985 — 74,425 — 100	1992 — 220,495 — 71	2000 — 219,924 — 155
1986 — 25,634 — 165	1993 — 59,672 — 175	2001 — 140,940 — 190
1987 — 90,024 — 104	1994 — 33,812 — 205	2002 — 0
1988 — 112,093 — 101	1996 — 228,667 — 97	2003 — 0
1989 — 69,823 — 146	1997 — 375,122 — 66	2004 — 0
1990 — 165,876 — 96	1998 — 285,474 — 105	

2004 PGA TOUR SUMMARY: Tournaments Entered—1; in money—0; Top-10 finishes—0
PGA TOUR CAREER SUMMARY: Tournaments Entered—435; in money—231; Top-10 finishes—28

PGA TOUR CAREER EARNINGS: \$2,629,986

FELTON, Kim

FULL NAME: Kim Felton **BIRTHDATE:** March 27, 1975 **BIRTHPLACE:** Perth, Australia **RESIDENCE:** Perth, Australia; plays out of Wanneroo GC **HEIGHT:** 6-2 **WEIGHT:** 194 **FAMILY:** Single **SPECIAL INTERESTS:** Baseball, Australian Rules Football **TURNED PROFESSIONAL:** 1999 **OTHER INFORMATION:** Has made the cut in four of six career starts on the Nationwide Tour. Had his best finish with a T16 at the 2003 Jacob's Creek Open. Finished T36 at the 2004 British Open, his first-ever major championship and PGA TOUR appearance. Winner of the 2004 Queensland Masters and the Cairns Classic. Also won the West Australian PGA Championship, marking the third consecutive year he has won the Von Nida Tour event, a Tour cosponsored by the Australasian PGA Tour and PGA Australia. The three victories helped him claim the 2004 Order of Merit title. Teamed with Adam Scott to win the 1998 Los Lagartos Country Club 3rd International Teams Championship for their native Australia. Lists Greg Norman and Fred Couples as his heroes. Actually preferred baseball to golf growing up.



NATIONWIDE TOUR SUMMARY:

BEST NATIONWIDE TOUR CAREER FINISH: T16—2003 Jacob's Creek Open.

MONEY & POSITION:

2002 — 1,068 — 323	2003 — 9,650 — 196	2004 — 3,326 — 262
--------------------	--------------------	--------------------

BEST 2004 NATIONWIDE TOUR FINISH: T37—New Zealand PGA Championship.

NATIONWIDE TOUR CAREER LOW ROUND: 68—2004 New Zealand PGA Championship/1

2004 NATIONWIDE TOUR SUMMARY: Tournaments Entered—2; in money—1; Top-10 finishes—0

NATIONWIDE TOUR CAREER SUMMARY: Tournaments Entered—6; in money—4; Top-10 finishes—0

NATIONWIDE TOUR CAREER EARNINGS: \$14,044

PGA TOUR SUMMARY:

BEST PGA TOUR CAREER FINISH: T36—2004 British Open Championship.

MONEY & POSITION:

2004 — 35,111

BEST 2004 PGA TOUR FINISHES: T36—British Open Championship.

2004 PGA TOUR SUMMARY: Tournaments Entered—1; in money—1; Top-10 finishes—0

PGA TOUR CAREER SUMMARY: Tournaments Entered—1; in money—1; Top-10 finishes—0

PGA TOUR CAREER EARNINGS: \$35,111

FORD, Steve

FULL NAME: Steve Ford **BIRTHDATE:** December 15, 1965 **BIRTHPLACE:** Homestead, FL **RESIDENCE:** Melbourne, FL **HEIGHT:** 6-2 **WEIGHT:** 205 **FAMILY:** Wife, Sharon; Carli May (1/2/96) **EDUCATION:** Georgia Southern University (1988) **SPECIAL INTERESTS:** Traveling, stock market **TURNED PROFESSIONAL:** 1988 **OTHER INFORMATION:** Member of the Nationwide Tour in 1992-94, 1999-2000 and 2003-04. Made the cut in 12 of 22 starts on the 2004 Nationwide Tour. Finished the campaign No. 99 on the money list, with \$43,434. Recorded rounds of 71-73-67-70 to finish T4 at the season-opening BellSouth Panama Championship, marking his only top-25 finish of the season. Made the cut in eight of 17 appearances on the 2003 Nationwide Tour. Concluded the season with \$62,855 and the No. 76 spot on the final money list. Made the most of his three top-25 showings, finishing inside the top 10 in all three. Best tournament result was T4 at both the Samsung Canadian PGA Championship and the Omaha Classic, followed by a T10 at The Reese's Cup Classic. Ranked fifth on Tour in Driving Accuracy Percentage (72.2 percent) and sixth on Tour in Putts per Round (28.4). Finished No. 60 on the 2002 Nationwide Tour with \$73,106 despite only playing in five tournaments. Monday-qualified at the Knoxville Open and then finished T2, one stroke behind winner Darron Stiles. Lost in a four-man playoff the next week at the Hershey Open for his second consecutive runner-up finish. Fired rounds of 69-68-68-71 to run his par-or-better streak to eight rounds to start the season. Finished No. 69 on the 2000



Nationwide Tour, making the cut in 12 of 24 tournaments. Opened the season with a T4 at the Florida Classic, one of his seven top-25 finishes on Tour that season. Finished No. 49 on the 1999 Nationwide Tour, with 18 cuts made in 25 tournaments and 10 top-25 finishes. Recorded 12 consecutive rounds at par or better, beginning at the Ozarks Open and running through the Boise Open. Earned more money during the 1999 season than in 43 previous Nationwide Tour career starts. T63 at the 1997 Michelob Championship at Kingsmill for his best career finish on the PGA TOUR. Missed the cut in his only other career TOUR start at the 1988 Masters Tournament. 1997 Hooters Tour Player of the Year. 1997 Naturally Fresh Points champion on the Hooters Tour. Seven career wins on the Hooters Tour, ranking only behind Chad Campbell's 13 and Dave Schreyer's eight. Got started in golf at age 12 when his grandfather bought him clubs. Met his wife in South Africa while playing on the South African Tour in 1996. Winner of the 1991 St. Louis Open.

NATIONWIDE TOUR SUMMARY:

BEST NATIONWIDE TOUR CAREER FINISHES: T2—2002 Knoxville Open, Hershey Open.

MONEY & POSITION:

1992 — 32,613 — 46	1999 — 53,662 — 49	2003 — 62,855 — 76
1993 — 0	2000 — 71,219 — 69	2004 — 43,434 — 99
1994 — 10,315 — 105	2002 — 73,106 — 60	

BEST 2004 NATIONWIDE TOUR FINISH: T4—BellSouth Panama Championship.

NATIONWIDE TOUR CAREER LOW ROUND: 64—2 times, most recent 1999 Dayton Open/3

2004 NATIONWIDE TOUR SUMMARY: Tournaments Entered—22; in money—12; Top-10 finishes—1

NATIONWIDE TOUR CAREER SUMMARY: Tournaments Entered—136; in money—68; Top-10 finishes—16

NATIONWIDE TOUR CAREER EARNINGS: \$347,205

PGA TOUR SUMMARY:

BEST PGA TOUR CAREER FINISH: T63—1997 Michelob Championship at Kingsmill.

MONEY & POSITION:

1988 — 0	1997 — 3,302 — 322
----------	--------------------

PGA TOUR CAREER SUMMARY: Tournaments Entered—2; in money—1; Top-10 finishes—0

PGA TOUR CAREER EARNINGS: \$3,302

FORSMAN, Dan

FULL NAME: Daniel Bruce Forsman **BIRTHDATE:** July 15, 1958 **BIRTHPLACE:** Rhinelander, WI **RESIDENCE:** Provo, UT; plays out of Riverside CC **HEIGHT:** 6-4 **WEIGHT:** 210 **FAMILY:** Wife, Trudy; Ricky (1/18/85), Thomas (12/15/89) **EDUCATION:** Arizona State University **SPECIAL INTERESTS:** All sports, the arts, church activities, truth **TURNED PROFESSIONAL:** 1982 **OTHER INFORMATION:** Finished out of the top 150 (No. 165) in 2004 for the first time in his 22-year PGA TOUR career. Had no top-10s for the first time since 1996 and returned to Q-School for the first time since 1982. Earned over \$1 million for the second straight season in 2003 on the strength of four top-10s. Carded 9-under-par 62 at the TPC at Canyons during the first round of the 2003 Las Vegas Invitational to tie his career low, posted in the second round of the 1988 Bob Hope Chrysler Classic. Recorded an ace in the final round at TPC at Summerlin on the par-3 fifth hole en route to a T43 finish. With win at 2002 SEI Pennsylvania Classic, earned first TOUR victory since 1992 Buick Open, and more than doubled previous best year on TOUR in earnings, with \$1,318,570. Span of events between wins was 246 tournaments, or 10 years, 1 month and 6 days. Eagled the 72nd hole to win. Opened with a 73 but secured win by shooting 16-under the rest of the way. A 68 in the second round and a course-record-tying 64 in third round put him in position. Final-round 65 was good enough to finish one stroke ahead of Robert Allenby and Billy Andrade. Previous best season came in 1992, when he won the Buick Open and finished second three times on way to 10th-place finish on money list. T7 at PGA Championship and THE TOUR Championship that year, as well. Third victory came at 1990 Shearson Lehman Hutton Open, by two over Tommy Armour III. Winner of the 1987 MCI Long Distance Driving Competition. Won rain-shortened 1986 Bay Hill Classic with rounds of 68-67-67—202. First TOUR victory came at 1985 Lite Quad Cities Open. Two-time All-America at Arizona State. Grew up in San Francisco Bay area. Learned game at Los Altos G&CC. Took six weeks off during 1995 season to coach son's little league team.



PGA TOUR SUMMARY:

PGA TOUR VICTORIES (5): 1985 Lite Quad Cities Open. 1986 Hertz Bay Hill Classic. 1990 Shearson Lehman Hutton Open. 1992 Buick Open. 2002 SEI Pennsylvania Classic.

MONEY & POSITION:

1982 — 0	1990 — 319,160 — 43	1998 — 312,058 — 99
1983 — 37,859 — 118	1991 — 214,175 — 78	1999 — 439,571 — 88
1984 — 52,152 — 105	1992 — 763,190 — 10	2000 — 379,349 — 128
1985 — 150,334 — 53	1993 — 410,150 — 36	2001 — 456,194 — 114
1986 — 169,445 — 54	1994 — 160,805 — 112	2002 — 1,305,790 — 44
1987 — 157,728 — 63	1995 — 194,539 — 93	2003 — 1,140,209 — 63
1988 — 269,440 — 40	1996 — 170,198 — 123	2004 — 315,540 — 165
1989 — 141,174 — 99	1997 — 443,034 — 56	

Other Prominent Players

BEST 2004 PGA TOUR FINISHES: T16—FUNAI Classic at the WALT DISNEY WORLD Resort; T17—Deutsche Bank Championship; T20—HP Classic of New Orleans; T24—the Memorial Tournament.

2004 PGA TOUR SUMMARY: Tournaments Entered—28; in money—10; Top-10 finishes—0

PGA TOUR CAREER SUMMARY: Tournaments Entered—596; in money—395; Top-10 finishes—63

PGA TOUR CAREER EARNINGS: \$8,002,094

FROST, David

FULL NAME: David Laurence Frost **BIRTHDATE:** September 11, 1959 **BIRTHPLACE:** Cape Town, South Africa **RESIDENCE:** Dallas, TX; plays out of Preston Trail GC **HEIGHT:** 5-11 **WEIGHT:** 190 **FAMILY:** Wife, Corrie **SPECIAL INTERESTS:** All sports especially rugby, as well as good food and wine from his own vineyard (frostwine.com)

TURNED PROFESSIONAL: 1981 **OTHER INFORMATION:** Finished outside the top 150 on the PGA TOUR money list for the second time in his 20-year career (No. 155). Lone top-10 was a T7 at the Michelin Championship at Las Vegas, his first top-10 since he finished fifth in Las Vegas a year earlier. Used top-50 career money winners exemption in 2001 after finishing No. 177 on the TOUR money list the previous year. Kept fully-exempt status for 2002 by finishing 101st on money list, his highest spot since 1997 when he ended the season at No. 50. Led TOUR in Putting Average (1.708) in 2001 for second time in career (first in 1993). Set course record at TPC at Deere Run with 9-under 62 during second round of 2000 John Deere Classic, since broken by J.P. Hayes in 2002 (61). Opened with back-to-back 63s at 1999 FedEx St. Jude Classic, tying PGA TOUR record for opening 36 holes with his 16-under-par 126 total. T7 at 1999 British Open was his best finish in a major since T5 in 1995 Masters and best finish in a British Open since T7 in 1988. Won 1998 Dunhill Cup for South Africa for second consecutive year. Teamed with Retief Goosen year after winning with Ernie Els. Following three years without a victory, earned his 10th PGA TOUR title in impressive form at 1997 MasterCard Colonial. Dedicated his win to Ben Hogan, who had inspired him since he came to America. Shared 36-hole lead after 66-63 with Brad Faxon and Paul Goydos for tournament record-tying 11-under 129. Fell three strokes out of lead with third-round 69 but fired front-nine 32 in final round on way to two-stroke victory over Faxon and Ogrin. In 1993, recorded back-to-back victories at Canadian Open and Hardee's Golf Classic. His 259 total at Hardee's gained a seven-stroke victory and was two strokes off 72-hole TOUR record. Also a two-time winner in 1992, capturing Buick Classic and Hardee's Golf Classic. Won 1990 USF&G Classic in dramatic fashion, holing out from bunker on 72nd hole to defeat Greg Norman by one. Shot 60 in final round of 1990 Northern Telecom Open at Randolph Park GC. Won 1989 World Series of Golf and earned 10-year exemption by defeating Ben Crenshaw on second playoff hole. Earned first two TOUR victories in 1988. Both victories came in the fall, at the Southern Open and Seiko Tucson Open. Took up game with father while caddying for him at age 14. In 1994, established 300-acre vineyard with brother Michael in heart of wine-producing region of South Africa. Current David Frost Wines production is 7,000 bottles, consisting of Cabernet Sauvignon 1999, Merlot 1999, Chardonnay 2000 and Sauvignon Blanc 2001. Wine features an artist series by LeRoy Neiman. Every vintage is dedicated to a golfer, and \$1 from each bottle goes to the golfer's charity. Information may be found at frostwine.com.



PGA TOUR SUMMARY:

PGA TOUR VICTORIES (10): 1988 Southern Open, Northern Telecom Tucson Open. 1989 NEC World Series of Golf. 1990 USF&G Classic. 1992 Buick Classic, Hardee's Golf Classic. 1993 Canadian Open, Hardee's Golf Classic. 1994 Canon Greater Hartford Open. 1997 MasterCard Colonial.

MONEY & POSITION:

1983 — 0	1991 — 171,262 — 93	1998 — 175,621 — 148
1985 — 118,537 — 70	1992 — 717,883 — 15	1999 — 360,452 — 117
1986 — 187,944 — 46	1993 — 1,030,717 — 5	2000 — 151,123 — 177
1987 — 518,072 — 11	1994 — 671,683 — 20	2001 — 504,376 — 101
1988 — 691,500 — 9	1995 — 357,658 — 50	2002 — 509,845 — 126
1989 — 620,430 — 12	1996 — 382,947 — 54	2003 — 583,177 — 114
1990 — 372,485 — 32	1997 — 458,700 — 50	2004 — 402,589 — 155

BEST 2004 PGA TOUR FINISH: T7—Michelin Championship at Las Vegas.

2004 PGA TOUR SUMMARY: Tournaments Entered—26; in money—13; Top-10 finishes—1

PGA TOUR CAREER SUMMARY: Tournaments Entered—506; in money—325; Top-10 finishes—84

PGA TOUR CAREER EARNINGS: \$8,987,003

FRYATT, Edward

FULL NAME: Edward George Fryatt **BIRTHDATE:** April 8, 1971 **BIRTHPLACE:** Rochdale, England **RESIDENCE:** Las Vegas, NV; plays out of Red Rock CC **HEIGHT:** 6-4 **WEIGHT:** 190 **FAMILY:** Wife, Michelle; Faith (7/10/01) **EDUCATION:** University of Nevada-Las Vegas (1994, Business Management) **SPECIAL INTERESTS:** Television and VCR repair **TURNED PROFESSIONAL:** 1994 **OTHER INFORMATION:** Member of the Nationwide Tour in 1995, 1999 and 2003. Member of the PGA TOUR from 2000-02. After missing 18 of 18 cuts on the Nationwide Tour in 2003, former UNLV star carded three rounds in the 60s to make the cut at the PGA TOUR's Las Vegas Invitational. His best score in 36 rounds on the



Nationwide Tour in 2003 was 68. Finished T79 in Las Vegas. Finished No. 170 on the 2002 PGA TOUR money list, with \$225,823. Made the cut in 11 of 34 appearances. Finished T14 at the Greater Greensboro Chrysler Classic for his best finish. Had a successful sophomore season on the 2001 PGA TOUR, earning fully-exempt status on the strength of a good run from mid-July through August. Finished in the top 10 twice and among the top 25 eight times. Season-best T8 at the Air Canada Championship. Enjoyed a successful rookie campaign in 2000 on the PGA TOUR, finishing 77th on the money list with \$611,632. Five top-10s were the most by a member of the 2000 rookie class, including T3 at MCI Classic. Finished fifth on the 1999 Nationwide Tour money list, with \$186,356. Posted 10 top-10s, including his first career victory at the Hershey Open. Second on the 1998 Omega Tour Order of Merit. Biggest thrill in golf was winning the China Open with his wife, Michelle, caddying. Also won the Malaysian Open. Continued to play overseas and won the 1997 India Open. Collected his first of four international victories at the 1996 Indonesian Open. Enjoyed limited success as a member of the 1995 Nationwide Tour, finishing 80th on the money list. Best effort was a T8 at the Shreveport Open and Greater Greenville Classic. Played first year of college golf at Brigham Young University before transferring to UNLV for his final three seasons. Medalist at the 1993 Big West Conference Championship. Medalist at the 1994 NCAA West Regional. Named 1990 Nevada High School Golfer of the Year. His father, James, played professional soccer in England and set a record for the fastest goal from kickoff. Fryatt's family came to the United States in the mid-1970s when his father began playing with the Philadelphia Atoms of the old North American Soccer League.

NATIONWIDE TOUR SUMMARY:

NATIONWIDE TOUR VICTORIES (1): 1999 Hershey Open.

MONEY & POSITION:

1994 — 0	1996 — 3,200 — 173	2003 — 0
1995 — 23,347 — 80	1999 — 186,356 — 5	2004 — 0

NATIONWIDE TOUR CAREER LOW ROUND: 63—1999 Ozarks Open/2

2004 NATIONWIDE TOUR SUMMARY: Tournaments Entered—1; in money—0; Top-10 finishes—0

NATIONWIDE TOUR CAREER SUMMARY: Tournaments Entered—75; in money—32; Top-10 finishes—13

NATIONWIDE TOUR CAREER EARNINGS: \$212,903

PGA TOUR SUMMARY:

BEST PGA TOUR CAREER FINISH: T3—2000 MCI Classic.

MONEY & POSITION:

1994 — 0	1999 — 17,375 — 264	2002 — 225,823 — 170
1997 — 65,574 — 192	2000 — 611,209 — 77	2003 — 7,280
1998 — 9,240 — 281	2001 — 572,820 — 90	2004 — 0

2004 PGA TOUR SUMMARY: Tournaments Entered—1; in money—0; Top-10 finishes—0

PGA TOUR CAREER SUMMARY: Tournaments Entered—105; in money—49; Top-10 finishes—7

PGA TOUR CAREER EARNINGS: \$1,509,321

G

GALLAGHER, Jeff

FULL NAME: Jeff Joseph Gallagher **BIRTHDATE:** December 29, 1964 **BIRTHPLACE:** Marion, IN **RESIDENCE:** Henderson, NV **HEIGHT:** 6-0 **WEIGHT:** 190 **FAMILY:** Wife, Kim; Allison Brooke (11/18/95), Meredith Forbes (6/23/98) **EDUCATION:** Ball State University (1987, Exercise Physiology) **SPECIAL INTERESTS:** Family, hunting, fishing **TURNED PROFESSIONAL:** 1988 **OTHER INFORMATION:** Member of Nationwide Tour 1990-1995, 1997, 2000 and 2004. Member of PGA TOUR in 1996, 1998-99 and 2002-03. Made the cut in three of 16 starts on the Nationwide Tour last season, with a T37 at the Samsung Canadian PGA Championship his best showing. With his season-best T5 at the 2003 Greater Milwaukee Open, recorded his first top-10 on TOUR since a T9 at the 1999 Southern Farm Bureau Classic. Finished the 2003 season making five cuts in 10 events. Made only three cuts in 15 starts on the 2002 PGA TOUR, with a best finish of T67 at the Compaq Classic of New Orleans. After earning his PGA TOUR card by finishing 12th on the 2000 Nationwide Tour money list, was limited to only seven PGA TOUR events in 2001 due to a hip injury. Season ended after missed cut at the Compaq Classic of New Orleans. Made three cuts, with top performance a T48 at the Touchstone Energy Tucson Open. Enjoyed best year on PGA TOUR in 1998 when he finished 113th on money list, with \$259,769 and fueled by a pair of top-10s and a pair of top-15s. Won 1991 Cleveland Open by one stroke over Tom Lehman and Doug Martin for his first Nationwide Tour title. The win was one of five top-10 finishes, helping him place a career-best No. 9 on the Nationwide Tour money list. Second win came at the 2000 South Carolina Classic. Played in 89 of first 90 Nationwide Tour events. Winner of 1982 Indiana State Junior Championship. Two-time All-Mid-American Conference selection. Older brother is Jim Gallagher, Jr., of the PGA TOUR and sister is Jackie Gallagher-Smith of the LPGA.



Other Prominent Players

NATIONWIDE TOUR SUMMARY:

NATIONWIDE TOUR VICTORIES (2): 1991 Cleveland Open. 2000 South Carolina Classic.

MONEY & POSITION:

1990 — 20,784 — 51	1995 — 48,085 — 43	2002 — 0
1991 — 56,593 — 9	1996 — 0	2003 — 10,660 — 189
1992 — 44,167 — 32	1997 — 52,519 — 41	2004 — 5,498 — 233
1993 — 24,807 — 71	1998 — 968 — 241	
1994 — 22,595 — 64	2000 — 193,811 — 12	

BEST 2004 NATIONWIDE TOUR FINISH: T37—Samsung Canadian PGA Championship.

NATIONWIDE TOUR CAREER LOW ROUND: 63—3 times, most recent 2000 Fort Smith Classic/2

2004 NATIONWIDE TOUR SUMMARY: Tournaments Entered—16; in money—3; Top-10 finishes—0

NATIONWIDE TOUR CAREER SUMMARY: Tournaments Entered—228; in money—128; Top-10 finishes—29

NATIONWIDE TOUR CAREER EARNINGS: \$480,485

PGA TOUR SUMMARY:

BEST PGA TOUR CAREER FINISH: T5—2003 Greater Milwaukee Open.

MONEY & POSITION:

1989 — 0	1998 — 259,769 — 113	2002 — 21,711 — 229
1994 — 0	1999 — 189,847 — 156	2003 — 163,900
1996 — 114,001 — 157	2000 — 40,855 — 219	
1997 — 3,376 — 320	2001 — 20,984 — 228	

PGA TOUR CAREER SUMMARY: Tournaments Entered—134; in money—56; Top-10 finishes—6

PGA TOUR CAREER EARNINGS: \$814,443

GARRIGUS, Robert (gare-UH-gus)

FULL NAME: Robert Garrigus **BIRTHDATE:** November 11, 1977

BIRTHPLACE: Nampa, ID **RESIDENCE:** Scottsdale, AZ; plays out of

TPC at Scottsdale **HEIGHT:** 5-11 **WEIGHT:** 175 **FAMILY:** Wife, Ami

EDUCATION: Scottsdale Community College **SPECIAL INTERESTS:**

Hockey, baseball, hunting, fishing **TURNED PROFESSIONAL:** 1997

OTHER INFORMATION: Member of the Nationwide Tour in 2000,

2002 and 2004. Made the cut in 12 of 19 appearances on the 2004

Nationwide Tour, including four top-25 finishes. Finished the season

No. 81 on the official money list, with \$60,538. Was the leader by two strokes at the mid-

way point of the Chitimacha Louisiana Open after putting together rounds of 66-65. Held

onto the lead after three rounds, with a 68, carrying a six-shot lead into the final round. A

closing 78 left him five strokes behind Jimmy Walker's winning total. A T7 in his next start

at the First Tee Arkansas Classic completed his top-10 finishes. Made the cut in eight of 21

tournaments during his sophomore campaign in 2002, finishing No. 156 on the money list.

Did not make a cut in his eight tournament starts as a rookie in 2000. Missed the cut at the

2004 U.S. Open Championship at Shinnecock Hills in his only career start on the PGA TOUR.

Has three competitive holes-in-one, with the second coming during the second stage of Q-

School. Aced the 17th hole and ended up making the cut to the finals on the number. Has

also played on the Hooters Tour and the Gateway Tour. Father, who won a gold medal at the

1968 Olympics, coached the U. S. Olympic shooting team and carried the torch at one of the

Olympic ceremonies. Cites Jesus Christ as his hero. Took up golf after being urged by his

grandfather. Despite losing a six-shot lead on the final day at the 2004 Chitimacha Louisiana

Open, still lists it as his biggest thrill in golf.



NATIONWIDE TOUR SUMMARY:

BEST NATIONWIDE TOUR CAREER FINISH: T5—2004 Chitimacha Louisiana Open.

MONEY & POSITION:

2000 — 0	2002 — 15,357 — 156
2001 — 0	2004 — 60,538 — 81

BEST 2004 NATIONWIDE TOUR FINISHES: T5—Chitimacha Louisiana Open; 7—First Tee Arkansas Classic.

NATIONWIDE TOUR CAREER LOW ROUND: 64—2002 LaSalle Bank Open/2

2004 NATIONWIDE TOUR SUMMARY: Tournaments Entered—19; in money—12; Top-10 finishes—2

NATIONWIDE TOUR CAREER SUMMARY: Tournaments Entered—49; in money—20; Top-10 finishes—2

NATIONWIDE TOUR CAREER EARNINGS: \$75,896

PGA TOUR SUMMARY:

MONEY & POSITION:

2004 — 0

2004 PGA TOUR SUMMARY: Tournaments Entered—1; in money—0; Top-10 finishes—0

PGA TOUR CAREER SUMMARY: Tournaments Entered—1; in money—0; Top-10 finishes—0

GESSINO-KRAFT, Kevin

FULL NAME: Kevin Lee Gessino-Kraft **BIRTHDATE:** February 20,

1971 **BIRTHPLACE:** Granville, OH **RESIDENCE:** Lakewood, OH;

plays out of Valleaire GC (Hinckley, OH) **HEIGHT:** 5-10 **WEIGHT:** 180

FAMILY: Wife, Heather **EDUCATION:** Kent State University (1994,

English) **SPECIAL INTERESTS:** Music, reading **TURNED PROFESSIONAL:**

1995 **OTHER INFORMATION:** Missed the cut at the 1999

Dominion Open, his only previous start on the Nationwide Tour.

Member of the Hooters Tour from 1995-2003 and the Gateway Tour

from 2003-04. Was the leading money-winner the past two seasons on the Gateway Tour's

Beach Series. Earned \$128,687 in 2004, thanks in large part to five victories and four runner-

up finishes in 14 starts. Cites leading the money list the past two seasons on the

Hooters Winter Tour and the Gateway Beach Series as his biggest thrills in golf. Currently

has a CD collection of over 1,600.



GLEATON, Todd

FULL NAME: Todd Gleaton **BIRTHDATE:** September 25, 1968

BIRTHPLACE: Charleston, SC **RESIDENCE:** Fayetteville, NC; plays

out of The Bayonet at Puppy Creek (Raeftord, NC) **HEIGHT:** 6-2

WEIGHT: 190 **FAMILY:** Single **EDUCATION:** North Carolina State

University **SPECIAL INTERESTS:** NASCAR racing, hunting, fishing

TURNED PROFESSIONAL: 1991 **OTHER INFORMATION:** Only

appearance in 2002 was a missed cut at the Michelob Championship

at Kingsmill. Failed to make a cut in seven appearances on the 2001

Nationwide Tour. Missed all of 1999 and 2000 seasons, and majority of 1998 season, due

to a back injury. Granted special member/medical status for the 2001 season. One of three

multiple winners on the 1997 Nationwide Tour, joining Chris Smith (three victories) and

Mike Small (two wins). First victory came in 1997 St. Louis Golf Classic. His 23-under-par

261 winning total matched for a short time the lowest in Nationwide Tour history. It was

bettered a month later when Chris Smith won the Omaha Classic with a 26-under-par 258.

Posted consecutive 64s on the weekend to win by three strokes over Arden Knoll. Second

win came in Tri-Cities Open, where his 5-under-par 283 total allowed him to defeat five

players by one stroke. Winner of 1995 New Mexico Open. Won three tournaments on

Powerbilt Tour. At one time, Raymond Floyd's father, L.B., was one of his golf instructors.

Says that Terry Labonte and other NASCAR drivers are his heroes because they put their

lives on the line every Sunday. Got his start in golf through PGA TOUR member Chip Beck,

also a Fayetteville, NC, native.



NATIONWIDE TOUR SUMMARY:

NATIONWIDE TOUR VICTORIES (2): 1997 St. Louis Golf Classic, Tri-Cities Open.

MONEY & POSITION:

1996 — 1,160 — 216	1999 — 0	2003 — 2,340 — 284
1997 — 94,409 — 18	2000 — 0	2004 — 0
1998 — 259 — 307	2001 — 0	

NATIONWIDE TOUR CAREER LOW ROUND: 64—2 times, most recent 1997 St. Louis Golf Classic/4

2004 NATIONWIDE TOUR SUMMARY: Tournaments Entered—1; in money—0; Top-10 finishes—0

NATIONWIDE TOUR CAREER SUMMARY: Tournaments Entered—50; in money—13; Top-10 finishes—3

NATIONWIDE TOUR CAREER EARNINGS: \$98,168

PGA TOUR SUMMARY:

BEST PGA TOUR CAREER FINISH: T66—1996 Freeport-McDermott Classic.

MONEY & POSITION:

1994 — 0	1996 — 2,484 — 361	2002 — 0
1995 — 0	1997 — 0	2004 — 0

2004 PGA TOUR SUMMARY: Tournaments Entered—2; in money—0; Top-10 finishes—0

PGA TOUR CAREER SUMMARY: Tournaments Entered—8; in money—1; Top-10 finishes—0

PGA TOUR CAREER EARNINGS: \$2,484

GOMEZ, Rafael

FULL NAME: Rafael Faustino Gomez **BIRTHDATE:** December 28,

1967 **BIRTHPLACE:** Quilmes, Buenos Aires, Argentina **RES-**

DENCE: Ranelagh, Buenos Aires, Argentina; plays out of Ranelagh

GC **HEIGHT:** 5-10 **WEIGHT:** 175 **FAMILY:** Wife, Sandra; Juan

Javier, Tomas Rafael **SPECIAL INTERESTS:** Soccer **TURNED**

PROFESSIONAL: 1990 **OTHER INFORMATION:** Made the cut in

11 of 24 starts during his rookie season on the 2004 Nationwide

Tour. Had never played on the Nationwide Tour entering the 2004

season. Six top-25 finishes on the year, including one top-10 showing at the Cox Classic

(T6). Wrapped up the season No. 76 on the money list, with \$70,599. Finished 38th in his

only career PGA TOUR appearance, at the 2002 INTERNATIONAL. Earned \$21,150 for his

efforts. Member of the Tour De las Americas from 2000-03. Posted 12 top-10 finishes dur-

ing that span. Three-time winner, including twice at the Caribbean Open in 2002-03. Other

victory came at the 2002 American Express Costa Rica Open. Best year was 2002, when



Other Prominent Players

he led the Tour's Order of Merit, thanks to six top-five finishes. Has also played on the Argentinian Tour and the Challenge Tour. Winner of 11 tournaments in South America and Central America. Cites his father as his hero. Got his start in golf as a caddie.

NATIONWIDE TOUR SUMMARY:

BEST NATIONWIDE TOUR CAREER FINISH: T6—2004 Cox Classic.

MONEY & POSITION:

2004 — 70,599 — 76

BEST 2004 NATIONWIDE TOUR FINISHES: T6—Cox Classic; T10—Miccosukee Championship.

NATIONWIDE TOUR CAREER LOW ROUND: 65—2 times, most recent 2004 Miccosukee Championship/2

2004 NATIONWIDE TOUR SUMMARY: Tournaments Entered—24; in money—11; Top-10 finishes—2

NATIONWIDE TOUR CAREER SUMMARY: Tournaments Entered—24; in money—11; Top-10 finishes—2

NATIONWIDE TOUR CAREER EARNINGS: \$70,599

PGA TOUR SUMMARY:

BEST PGA TOUR CAREER FINISH: 38—2002 The INTERNATIONAL Presented by Qwest.

MONEY & POSITION:

2002 — 21,150

PGA TOUR CAREER SUMMARY: Tournaments Entered—1; in money—1; Top-10 finishes—0

PGA TOUR CAREER EARNINGS: \$21,150

GORE, Jason

FULL NAME: Jason William Gore **BIRTHDATE:** May 17, 1974 **BIRTHPLACE:** Van Nuys, CA **RESIDENCE:** Valencia, CA; plays out of Valencia CC and TPC at Valencia **HEIGHT:** 6-1 **WEIGHT:** 235 **FAMILY:** Wife, Megan Ann; Jaxon William (10/14/04) **EDUCATION:** Pepperdine University (2000, Psychology) **SPECIAL INTERESTS:** Guitar, Los Angeles Lakers **TURNED PROFESSIONAL:** 1997 **OTHER INFORMATION:** Member of the Nationwide Tour in 1998-2000, 2002 and 2004. Member of the PGA TOUR in 2001 and 2003. Made the cut in 13 of 25 starts on the 2004 Nationwide Tour, including four top-25 finishes. Finished the season No. 73 on the money list, with \$79,064. Enjoyed a season-best T3 at the BMW Charity Pro-Am at The Cliffs. At 16-under-par 271, including four rounds in the 60s, finished one stroke out of a playoff eventually won by Ryuji Imada. Also found way into the top 10 at the Oregon Classic (T4) and the Samsung Canadian PGA Championship (T9). Made the cut in 12 of 30 events on the 2003 PGA TOUR. Notched one of his two top-25 finishes at his season-opening Sony Open in Hawaii (T20). Other came at the Greater Milwaukee Open (T20). Finished the season No. 177 on the money list, with \$208,801. One of four players to win multiple tournaments on the 2002 Nationwide Tour. Back-to-back victories at the Oregon Classic and Albertsons Boise Open propelled him to No. 6 spot on the final money list, with \$241,940. Shot a tournament-record 18-under 270 for his victory in Oregon. Became the sixth player in the history of the Tour to post consecutive victories and was the fifth player to do so in consecutive weeks. T14 at the 2000 PGA TOUR National Qualifying Tournament to earn his 2001 PGA TOUR card. Made the cut in 12 of 30 events in 2001, with two top-25 finishes, both coming in 90-hole events. Was T22 at the Bob Hope Chrysler Classic and T18 at the Invenys Classic at Las Vegas. Best rounds of the year were 65s, which he posted three times. Made the cut in 11 of 19 events on the 2000 Nationwide Tour. Had three consecutive top-10 finishes near the end of the year. Finished fourth at the Oregon Classic, thanks to weekend scores of 66-67. T7 the following week at the Monterey Peninsula Classic. Capped three-week run with his first career win at the New Mexico Classic, posting a 14-under-par total to break Dick Mast's tournament record by one stroke. His 64-66 finish matched the best final 36-hole total on the 2000 Nationwide Tour. Was one of 19 first-time winners on Tour that year. Finished 30th on the money list that year with \$133,966. Winner of the 1997 California State Amateur and the California State Open. Member of Pepperdine University's 1997 NCAA Championship team. Coach at Pepperdine was John Geiberger, son of Champions Tour veteran Al Geiberger and brother of PGA TOUR member Brent Geiberger. Member of victorious 1997 U.S. Walker Cup team.



NATIONWIDE TOUR SUMMARY:

NATIONWIDE TOUR VICTORIES (3): 2000 New Mexico Classic, 2002 Oregon Classic, Albertsons Boise Open.

MONEY & POSITION:

1997 — 0 2000 — 137,284 — 34 2004 — 79,064 — 73
1998 — 27,378 — 74 2002 — 241,940 — 6
1999 — 7,085 — 143 2003 — 1,413 — 323

BEST 2004 NATIONWIDE TOUR FINISHES: T3—BMW Charity Pro-Am at The Cliffs; T4—Oregon Classic; T9—Samsung Canadian PGA Championship.

NATIONWIDE TOUR CAREER LOW ROUND: 61—2002 Gila River Classic at Wild Horse Pass Resort/2

2004 NATIONWIDE TOUR SUMMARY: Tournaments Entered—25; in money—13; Top-10 finishes—3

NATIONWIDE TOUR CAREER SUMMARY: Tournaments Entered—95; in money—53; Top-10 finishes—13

NATIONWIDE TOUR CAREER EARNINGS: \$494,164

PGA TOUR SUMMARY:

BEST PGA TOUR CAREER FINISH: T18—2001 Invenys Classic at Las Vegas.

MONEY & POSITION:

1998 — 0 2001 — 180,451 — 178 2004 — 0
1999 — 20,385 — 255 2002 — 0
2000 — 0 2003 — 208,801 — 177

2004 PGA TOUR SUMMARY: Tournaments Entered—1; in money—0; Top-10 finishes—0

PGA TOUR CAREER SUMMARY: Tournaments Entered—66; in money—25; Top-10 finishes—0

PGA TOUR CAREER EARNINGS: \$409,638

GOTSCHKE, Steve (GOTCH-ee)

FULL NAME: Steve Gotschke **BIRTHDATE:** August 24, 1961 **BIRTHPLACE:** Wakeeney, KS **RESIDENCE:** Great Bend, KS; plays out of Golden Belt CC **HEIGHT:** 6-2 **WEIGHT:** 195 **FAMILY:** Wife, Linda; Adam (9/23/86), Ryan (7/16/90) **EDUCATION:** University of Nebraska **SPECIAL INTERESTS:** Reading, bass fishing **TURNED PROFESSIONAL:** 1985 **OTHER INFORMATION:** Member of Nationwide Tour in 1996, 1999 and 2001-02. Member of PGA TOUR in 1994-95 and 2000. Has only played three events the past two seasons, missing cuts at the 2003 Preferred Health Systems Wichita Open and the 2003 and 2004 U.S. Open Championships. Finished No. 171 on the 2002 Nationwide Tour money list, with \$10,867. Made the cut in five of nine tournaments, with his best finish a T21 at the Preferred Health Systems Wichita Open. Made the cut in 12 of 21 Nationwide Tour events in 2001. His best finish was T26 at the Boise Open. Finished 173rd on the 2000 PGA TOUR money list after recording just two top-25s. Had career season on 1999 Nationwide Tour, with two victories and a 15th-place finish on the money list to earn his 2000 PGA TOUR card. Collected his first win at the 1999 Monterrey Open, coming from three strokes off the lead on the final day. Captured his second title five weeks later, winning the rain-shortened Upstate Classic. Had a hole-in-one in the second round of the event. His final-round 69 included two hole-out eagles from 110 yards on No. 8 and from 50 yards on No. 18. Win at Upstate Classic vaulted him to No. 1 on the money list, a spot he would retain for four weeks. Reached \$100,000 in just 10 events, making him, at the time, the second-quickest in Tour history to reach that mark. Finished the season by making the cut in his last four events to gain the Tour's final exemption. Best previous finish was a T8 at the 1996 Shreveport Open, finishing five strokes behind winner Tim Loutstalot. Played 56 events in his first two years on the PGA TOUR, with his best finish coming at the 1995 New England Classic, where he finished fifth. 1990 National Assistants champion. Was 1990-93 Midwest Section Player of the Year. Winner of the 1986 Nebraska Open, the 1990 Kansas Open and the 1998 Wyoming Open.



NATIONWIDE TOUR SUMMARY:

NATIONWIDE TOUR VICTORIES (2): 1999 Monterrey Open, Upstate Classic.

MONEY & POSITION:

1990 — 2,560 — 155 1996 — 11,805 — 112 2001 — 25,893 — 121
1991 — 1,195 — 211 1997 — 0 2002 — 10,867 — 171
1994 — 2,251 — 179 1998 — 1,499 — 217 2003 — 0
1995 — 1,318 — 224 1999 — 118,638 — 15

NATIONWIDE TOUR CAREER LOW ROUND: 64—2001 Richmond Open/2

2004 NATIONWIDE TOUR SUMMARY: Tournaments entered—1; in money—0; Top-10 finishes—0

NATIONWIDE TOUR CAREER SUMMARY: Tournaments Entered—86; in money—51; Top-10 finishes—4

NATIONWIDE TOUR CAREER EARNINGS: \$176,024

PGA TOUR SUMMARY:

BEST PGA TOUR CAREER FINISH: 5—1994 New England Classic.

MONEY & POSITION:

1985 — 0 1992 — 0 1996 — 14,071 — 257
1986 — 0 1993 — 5,657 — 264 2000 — 164,203 — 173
1987 — 0 1994 — 59,227 — 182 2003 — 0
1991 — 5,165 — 255 1995 — 70,425 — 177 2004 — 0

2004 PGA TOUR SUMMARY: Tournaments Entered—1; in money—0; Top-10 finishes—0

PGA TOUR CAREER SUMMARY: Tournaments Entered—90; in money—37; Top-10 finishes—1

PGA TOUR CAREER EARNINGS: \$318,748

Other Prominent Players

GREEN, Jimmy

FULL NAME: James Thomas Green **BIRTHDATE:** August 6, 1969 **BIRTHPLACE:** Meridian, MS **RESIDENCE:** Daphne, AL **HEIGHT:** 5-10 **WEIGHT:** 155 **FAMILY:** Wife, Kelley; Abbey (8/25/89), Jimmy (1/4/94), Will (7/1/98) **EDUCATION:** Auburn University **SPECIAL INTERESTS:** Family, fishing **TURNED PROFESSIONAL:** 1992 **OTHER INFORMATION:** Member of PGA TOUR in 1997, 1999 and 2000-01 and Nationwide Tour in 1996, 1998 and 2002-03. Played in four Nationwide Tour events in 2004, with his only cut coming at the Lake Erie Charity Classic (T43). Qualified for both the U. S. Open and the British Open, but did not make the 36-hole cut in either. Made the cut in 11 of 19 events on the 2003 Nationwide Tour. Finished the season with \$45,259 and the No. 92 spot on the final money list. Posted two top-25 finishes, including a season-best T5 at the LaSalle Bank Open. Also played well at the Albertsons Boise Open (T16). Finished No. 140 on the 2002 Nationwide Tour money list, making the cut in 10 of 19 tournaments, including two top-25 finishes. Posted T24s at the Lake Erie Charity Classic at Peek'n Peak Resort and the Hibernia Southern Open. Made the cut in 12 of 33 PGA TOUR events in 2001, with his only top-10 finish coming at the Michelob Championship at Kingsmill. Opening-round 65 left him one stroke off the lead. Originally qualified for the PGA TOUR in 1997 by finishing T5 at PGA TOUR National Qualifying Tournament. Earned his 1999 PGA TOUR membership by finishing 11th on 1998 Nationwide Tour money list, with \$131,942. Third-place finish at 1998 Nationwide Tour Championship allowed him to move from 21st on money list to 11th. Nationwide Tour highlights include an 11-under-par 60 in the opening round of the 1998 Carolina Classic at Raleigh CC in North Carolina. Retained playing privileges in 2000 with T19 finish at the 1999 PGA TOUR Qualifying Tournament. Earned his first PGA TOUR top-10 finish with a T7 in his first tournament of the year at the 1999 Sony Open. Won his only Nationwide Tour title at the 1996 Buffalo Open in a playoff over Jeff Gove. Earned 12 top-10 finishes during his first two full seasons on the Nationwide Tour. Finished third on 1995 Gulf Coast Tour money list. Has one career victory on the Hooters Tour. Winner of 1990 Southeastern Conference Championship while at Auburn University. His win at the 1996 Buffalo Open came when his wife, Kelley, caddied for him for the first time.

NATIONWIDE TOUR SUMMARY:

NATIONWIDE TOUR VICTORIES (1): 1996 Buffalo Open.

MONEY & POSITION:

1993	—	7,288	—	122	1997	—	1,357	—	218	2003	—	45,259	—	92
1994	—	4,661	—	145	1998	—	131,942	—	11	2004	—	1,740	—	311
1995	—	2,577	—	190	1999	—	375	—	275					
1996	—	71,475	—	25	2002	—	18,332	—	140					

BEST 2004 NATIONWIDE TOUR FINISH: T43—Lake Erie Charity Classic at Peek 'n Peak Resort.

NATIONWIDE TOUR CAREER LOW ROUND: 60—1998 Carolina Classic/1

2004 NATIONWIDE TOUR SUMMARY: Tournaments Entered—4; in money—1; Top-10 finishes—0

NATIONWIDE TOUR CAREER SUMMARY: Tournaments Entered—114; in money—70; Top-10 finishes—14

NATIONWIDE TOUR CAREER EARNINGS: \$285,007

PGA TOUR SUMMARY:

BEST PGA TOUR CAREER FINISH: T4—2000 AT&T Pebble Beach National Pro-Am.

MONEY & POSITION:

1993	—	0	1998	—	0	2002	—	4,599		
1994	—	0	1999	—	152,091	—	171	2004	—	0
1995	—	3,162	—	317	2000	—	414,509	—	116	
1997	—	61,153	—	197	2001	—	213,942	—	166	

2004 PGA TOUR SUMMARY: Tournaments Entered—2; in money—0; Top-10 finishes—0

PGA TOUR CAREER EARNINGS: \$849,456

H

HARVEY, Billy

FULL NAME: Billy Harvey **BIRTHDATE:** March 13, 1979 **BIRTHPLACE:** Las Vegas, NV **RESIDENCE:** Las Vegas, NV; plays out of Rio Secco GC **HEIGHT:** 6-0 **WEIGHT:** 195 **FAMILY:** Wife, Carrie; Grant (2/3/04) **EDUCATION:** Brigham Young University (2001, Recreation Management) **SPECIAL INTERESTS:** Watching movies, basketball **TURNED PROFESSIONAL:** 2002 **OTHER INFORMATION:** Will be playing his rookie season on the 2005 Nationwide Tour. Missed the cut at the 2002 Invenys Classic of Las Vegas, his only career start on the PGA TOUR. Winner on the 2004 Hooters Tour in his only career start on that Tour. Has also played on the Gateway Tour. Won the individual title at the 2000 William H. Tucker Intercollegiate in New Mexico. Fired a nine-under par 207 (67-70-70), while leading BYU to the team title. For his efforts, was named the Rolex Player of the Month for September 2000. Winner of the 1999 Utah State Amateur, the 2000 and 2001 Nevada State Amateurs and the 2000 Pacific Coast Amateur. Says the 61 he shot in the final round of the second stage of the 2004 PGA TOUR Qualifying Tournament is his biggest thrill in golf.



HASKINS, Steve

FULL NAME: John Steven Haskins **BIRTHDATE:** November 13, 1958 **BIRTHPLACE:** Groom, TX **RESIDENCE:** El Paso, TX; plays out of Coronado CC **HEIGHT:** 6-2 **WEIGHT:** 190 **FAMILY:** Wife, Carmen; John Paul (10/28/89), Cameron (4/29/93) **EDUCATION:** New Mexico State University (1981, Finance) **SPECIAL INTERESTS:** Swimming, politics **TURNED PROFESSIONAL:** 1984 **OTHER INFORMATION:** Member of the Nationwide Tour each year except 1997. Is the Nationwide Tour career leader in starts (358) and cuts made (191). Has finished 55th or better on the money list eight times in his career. Made the cut in nine of 25 starts in 2004, managing just one top-25 finish at the Permian Basin Charity Golf Classic (T23). Made the cut in 16 of 26 events on the 2003 Nationwide Tour. Wrapped up the season at No. 51 on the money list, with \$94,911. Cracked the top 10 once, with a T2 at the Rheem Classic. Stellar rounds of 69-70-63-70 moved him to 8-under-par 272, and a subsequent playoff loss to Zach Johnson. Earned a season-best \$51,300 with the runner-up finish. Finished No. 52 on the 2002 Nationwide Tour final money list, with \$91,444 and seven top-25 finishes. Best showing was a T5 at the Hershey Open, followed by T6 at the Northeast Pennsylvania Classic and T7s at the Dayton Open and the State Farm Open. Shot rounds of 74-77 to miss the cut at the U.S. Open at Bethpage in his only appearance on the 2002 PGA TOUR. Enjoyed his best financial year on Tour in 2001, with \$153,739. Made the cut in 14 of 25 events, with four top-10 finishes. Earned unofficial title at the rain-shortened Ozarks Open. Posted a second-round 65 to get to 13-under par and waited as the rest of the field failed to catch him Sunday. Did not pick up a club Sunday as tournament officials reduced the event to 36 holes. Credited with an Unofficial Win because players did not complete 54 holes, but the money earned was Official. Finished T2 at the 2000 Boise Open, six strokes behind Tim Clark. The week prior, finished T6 at the Tri-Cities Open, his only two top-10s in 2000. Those finishes helped him win September Player of the Month honors. Was one shot off the lead after 54 holes at the 1999 Carolina Classic and finished T2, one stroke behind Vance Veazey. Finished T6, three shots behind Glen Hnatiuk at the 1999 Tri-Cities Open. Was tied for second after 36 holes at the 1999 Greensboro Open, four shots back of leader Garrett Willis, and ended T9. Winner of the 1991 New England Classic. Two-time winner of the New Mexico Open. Winner of the 1989 Bogey Hills Invitational. Father, Don, who retired as basketball coach at University of Texas-El Paso after the 1999 season, won more than 700 games in his career. Coached team, then known as Texas Western, to title in 1966 NCAA Championship.



NATIONWIDE TOUR SUMMARY:

NATIONWIDE TOUR VICTORIES (2): 1991 New England Classic. 2001 Ozarks Open.

MONEY & POSITION:

1990	—	43,114	—	14	1995	—	6,661	—	144	2000	—	102,049	—	52
1991	—	56,170	—	10	1996	—	35,320	—	57	2001	—	153,739	—	19
1992	—	10,360	—	106	1997	—	0			2002	—	91,444	—	52
1993	—	49,782	—	33	1998	—	18,010	—	98	2003	—	94,911	—	51
1994	—	24,672	—	58	1999	—	66,211	—	38	2004	—	20,955	—	150

BEST 2004 NATIONWIDE TOUR FINISH: T23—Permian Basin Charity Golf Classic.

NATIONWIDE TOUR CAREER LOW ROUND: 62—2001 Inland Empire Open/1

2004 NATIONWIDE TOUR SUMMARY: Tournaments Entered—25; in money—9; Top-10 finishes—0

NATIONWIDE TOUR CAREER SUMMARY: Tournaments Entered—358; in money—191; Top-10 finishes—42

NATIONWIDE TOUR CAREER EARNINGS: \$773,397

PGA TOUR SUMMARY:

BEST PGA TOUR CAREER FINISH: T38—1990 Phoenix Open.

MONEY & POSITION:

1988	—	0	1990	—	5,400	—	246	2002	—	0
1989	—	1,248	—	286	1995	—	0			

PGA TOUR CAREER SUMMARY: Tournaments Entered—13; in money—3; Top-10 finishes—0

PGA TOUR CAREER EARNINGS: \$6,648

HEINEN, Mike

FULL NAME: William Michael Heinen, Jr. **BIRTHDATE:** January 17, 1967 **BIRTHPLACE:** Rayne, LA **RESIDENCE:** Lake Charles, LA **HEIGHT:** 6-1 **WEIGHT:** 215 **FAMILY:** Wife, Kathy; Olivia Kathryn (1/25/96), William Michael III (6/16/99) **EDUCATION:** University of Louisiana-Lafayette **SPECIAL INTERESTS:** Hunting, fishing **TURNED PROFESSIONAL:** 1989 **OTHER INFORMATION:** Had status on both Tours last year. Made the cut in nine of 17 PGA TOUR starts in 2004. In only second start of the season finished T8 at the Chrysler Classic of Tucson. Was one back of the lead through 54 holes and posted 2-under-par 70 for his best finish since he recorded a T5 at the 2002 John Deere Classic. Also played in three Nationwide Tour events, with a T31 at the Chitimacha Louisiana Open his only made cut. Earned a career-best \$432,417 in 2003 to finish 138th on the final money list. Best effort of the season was T11 at the Greater Hartford Open. Posted a hole-in-one on par-3 seventh hole at Pebble Beach GL during the AT&T Pebble Beach National Pro-Am. Recorded



Other Prominent Players

his career low round on Tour in his 458th round at the Greater Milwaukee Open. His 62 at Brown Deer Park Golf Course tops the 63s during the fourth round of the 1995 Buick Challenge and the first round of the 2002 John Deere Classic. Split time between PGA TOUR and Nationwide Tour in 2002. Made \$138,041 and finished a career-best 26th on the Nationwide Tour money list in 2002. Had his best year on the Nationwide Tour in 2002 with a 26th placed finish on the money list. Posted bookend runner-up finishes that year, beginning the year by matching the LeTriomphe Country Club course record with an 11-under-par 61 in the third round of the Louisiana Open. Set a 54-hole tournament record with his 20-under par score. Played bogey-free golf for the first three days and held a two-stroke lead heading into the final round in Lafayette, where he played collegiately for the Ragin' Cajuns. Lost a playoff to Steven Alker on the second extra hole after both players made double bogey on the first playoff hole. Ended the season with a runner-up showing at the season-ending Tour Championship. Turned in his first PGA TOUR top-10 since 1998 with his T5 at the 2002 John Deere Classic. Held first-round lead after a 63. Lone TOUR victory, a three-stroke win at the 1994 Shell Houston Open, came in 10th start. Lost playoff to Davis Love III at 1995 Freeport-McMoran Classic. Has also played Canadian Tour. Two-time NCAA Division I All-American.

NATIONWIDE TOUR SUMMARY:

BEST NATIONWIDE TOUR CAREER FINISHES: 2—1993 Hawkeye Open, 2002 Louisiana Open, T2—2000 Ozarks Open, 2002 Tour Championship.

MONEY & POSITION:

1990 — 0	1997 — 7,179 — 140	2001 — 90,766 — 51
1992 — 888 — 242	1998 — 5,490 — 151	2002 — 138,041 — 26
1993 — 71,706 — 16	1999 — 47,488 — 57	2004 — 2,945 — 271
1994 — 0	2000 — 86,524 — 61	

BEST 2004 NATIONWIDE TOUR FINISH: T31—Chitimacha Louisiana Open.

NATIONWIDE TOUR CAREER LOW ROUND: 61—2002 Louisiana Open/3

2004 NATIONWIDE TOUR SUMMARY: Tournaments Entered—3; in money—1; Top-10 finishes—0

NATIONWIDE TOUR CAREER SUMMARY: Tournaments Entered—123; in money—71; Top-10 finishes—21

NATIONWIDE TOUR CAREER EARNINGS: \$451,026

PGA TOUR SUMMARY:

PGA TOUR VICTORIES (1): 1994 Shell Houston Open.

MONEY & POSITION:

1991 — 0	1997 — 3,000 — 330	2001 — 50,838 — 213
1994 — 390,963 — 40	1998 — 93,134 — 185	2002 — 246,853 — 166
1995 — 350,920 — 52	1999 — 0	2003 — 432,417 — 138
1996 — 102,588 — 161	2000 — 5,018 — 249	2004 — 166,185 — 195

BEST 2004 PGA TOUR FINISH: T8—Chrysler Classic of Tucson.

2004 PGA TOUR SUMMARY: Tournaments Entered—17; in money—9; Top-10 finishes—1

PGA TOUR CAREER SUMMARY: Tournaments Entered—188; in money—89; Top-10 finishes—9

PGA TOUR CAREER EARNINGS: \$1,841,916

HERRERA, Eduardo

FULL NAME: Eduardo Herrera **BIRTHDATE:** April 28, 1965 **BIRTHPLACE:** Codazzi, Colombia **RESIDENCE:** Windermere, FL **HEIGHT:** 6-0 **WEIGHT:** 170 **FAMILY:** Wife, Adriana; Martin (10/14/94), Manuela (10/23/96), Marcela (10/13/98) **EDUCATION:** Brigham Young University (1988, Business and Finance) **SPECIAL INTERESTS:** Fishing, reading **TURNED PROFESSIONAL:** 1988 **OTHER INFORMATION:** Member of the Nationwide Tour in 2003-04. Made the cut in 15 of 21 events on the 2004 Nationwide Tour, including four top-25 finishes. Finished the season No. 84 on the official money list, with \$56,751. Posted his only top-10 finish of the year at the SAS Carolina Classic (T9). Made the cut in 11 of 21 events during his rookie season on the 2003 Nationwide Tour. Finished the year No. 70 on the money list, with \$72,380. Posted six top-25 finishes, including his only two top-10s of the season in back-to-back weeks—T5 at the Virginia Beach Open and T9 at the SAS Carolina Classic. Finished No. 196 on the 2002 PGA TOUR money list, with \$109,953. Made the cut in seven of 23 tournaments, with his only top-25 finish an eighth-place showing at the B.C. Open. Fired four rounds in the 60s to collect a season-best \$65,100. Missed the cut in the Louisiana Open and then withdrew from the Arkansas Classic in the only two Nationwide Tour appearances of his career prior to 2003. First male golfer from Colombia to earn his PGA TOUR card. Colombian Marisa Baena plays on the LPGA. Earned PGA TOUR card at 2001 PGA TOUR Qualifying Tournament in second attempt. Had made four cuts in eight career PGA TOUR events prior to the 2002 season, with a T33 at the 1998 B.C. Open his best finish during that span. Member of Japan Golf Tour from 1996-2001. Collected victories in four consecutive seasons on Japan Golf Tour: 1996 Daikyo Open, 1997 Gene Sarazen Jun Classic, 1998 Dydo Drinco Shizouka Open and 1999 Mizuno Open. Has 29 top-10s in 120 Japan Golf Tour events and finished in the top 30 on the Order of Merit his first four seasons on that tour. Has seven career holes-in-one during competitive rounds. Teammate of PGA TOUR member Rick Fehr at BYU. His wife, Adriana, played collegiate golf at BYU.



NATIONWIDE TOUR SUMMARY:

BEST NATIONWIDE TOUR CAREER FINISH: T5—2003 VB Open.

MONEY & POSITION:

2002 — 0	2003 — 72,380 — 70	2004 — 56,751 — 84
----------	--------------------	--------------------

BEST 2004 NATIONWIDE TOUR FINISH: T9—SAS Carolina Classic.

NATIONWIDE TOUR CAREER LOW ROUND: 64—2 times, most recent 2004 SAS Carolina Classic/3

2004 NATIONWIDE TOUR SUMMARY: Tournaments Entered—21; in money—15; Top-10 finishes—1

NATIONWIDE TOUR CAREER SUMMARY: Tournaments Entered—44; in money—26; Top-10 finishes—3

NATIONWIDE TOUR CAREER EARNINGS: \$129,131

PGA TOUR SUMMARY:

BEST PGA TOUR CAREER FINISH: 8—2002 B.C. Open.

MONEY & POSITION:

1986 — 0	1997 — 7,778 — 286	1999 — 0
1995 — 8,733 — 263	1998 — 7,757 — 294	2002 — 109,953 — 196

PGA TOUR CAREER SUMMARY: Tournaments Entered—31; in money—11; Top-10 finishes—1

PGA TOUR CAREER EARNINGS: \$134,220

HICKS, Justin

FULL NAME: Justin Douglas Hicks **BIRTHDATE:** October 28, 1974 **BIRTHPLACE:** Wyandotte, MI **RESIDENCE:** Royal Palm Beach, FL; plays out of Bear Lakes CC **HEIGHT:** 6-3 **WEIGHT:** 200 **FAMILY:** Wife, Kathryn **EDUCATION:** University of Michigan (1997, Political Science) **TURNED PROFESSIONAL:** 1997 **OTHER INFORMATION:** Has made the cut in two of three career starts on the Nationwide Tour. Posted a career-best T31 at the 2004 Pete Dye West Virginia Classic, one of his two made cuts last season. Has missed the cut in two career appearances on the PGA TOUR, including the 2004 U.S. Open Championship at Shinnecock Hills. Member of the Golden Bear Tour from 1998-2004. Two-time winner on both the Golden Bear Tour and the Montgomery Sports Tour. Lists playing in the 2004 U.S. Open and making it to the final stage of the 2004 PGA TOUR Qualifying Tournament among his biggest thrills in golf. Got his start in golf from his parents at the age of six. Has his own website at justinhicks.com.



HIETALA, Ryan (Hi-UH-Taw-luh)

FULL NAME: Ryan Michael Hietala **BIRTHDATE:** November 8, 1973 **BIRTHPLACE:** Bellingham, WA **RESIDENCE:** Lafayette, LA; plays out of Le Triomphe CC (Broussard, LA) **HEIGHT:** 6-5 **WEIGHT:** 230 **FAMILY:** Single **EDUCATION:** University of Texas-El Paso (1998, Criminal Justice) **SPECIAL INTERESTS:** Music, sports, traveling, movies **TURNED PROFESSIONAL:** 1997 **OTHER INFORMATION:** Member of the Nationwide Tour in 1999 and 2003-04. Made the cut in 11 of 28 starts on the 2004 Nationwide Tour. Wrapped up the season No. 101 on the money list, with \$43,273. Finished T5 at the Virginia Beach Open for his best showing in four top-25 finishes. Finished the season No. 5 in Driving Distance (310.6). Made the cut in just two of 17 appearances on the 2003 Nationwide Tour. As a rookie in 1999, finished No. 81 on the money list, with \$28,831. Finished fourth that year at the Permian Basin Open and T10 at the Oregon Classic for his only two top-10s during his career on the Nationwide Tour. Member of the Canadian Tour in 1998. Member of the Tight Lies Tour from 1997-2001. Member of the Golden Bear Tour in 2002. Earned second-team All-America honors in 1995, preceded by honorable mention All-American honors in 1994 at the University of Texas-El Paso. 1995 WAC Player of the Year. Cites his biggest thrill in golf as qualifying for the final stage of the 1998 PGA TOUR Qualifying Tournament. Got his start in golf from his father. Likes to sing karaoke. Nickname is "Riddler." Worked for six months in 2001 on an off-shore oil rig. Other non-golf related jobs include pizza delivery. Lists anyone who wins the Masters as his hero.



NATIONWIDE TOUR SUMMARY:

BEST NATIONWIDE TOUR CAREER FINISH: 4—1999 Permian Basin Open.

MONEY & POSITION:

1999 — 28,831 — 81	2001 — 1,508 — 270	2004 — 43,273 — 101
2000 — 5,164 — 200	2003 — 2,860 — 272	

BEST 2004 NATIONWIDE TOUR FINISH: T5—Virginia Beach Open.

NATIONWIDE TOUR CAREER LOW ROUND: 66—4 times, most recent 2004 Gila River Classic at Wild Horse Pass Resort/1

2004 NATIONWIDE TOUR SUMMARY: Tournaments Entered—28; in money—11; Top-10 finishes—1

NATIONWIDE TOUR CAREER SUMMARY: Tournaments Entered—79; in money—30; Top-10 finishes—3

NATIONWIDE TOUR CAREER EARNINGS: \$81,635

Other Prominent Players

HILL, Jason

FULL NAME: Jason Corbin Hill **BIRTHDATE:** January 17, 1971 **BIRTHPLACE:** Dallas, TX **RESIDENCE:** Rockwall, TX; plays out of Buffalo Creek GC (Rockwall, TX); Waterview GC (Rowlett, TX) **HEIGHT:** 6-0 **WEIGHT:** 205 **FAMILY:** Wife, Nicole; Cole (3/1/00) **EDUCATION:** Baylor University (1993, Marketing) **SPECIAL INTERESTS:** Hunting, fishing **TURNED PROFESSIONAL:** 1993 **OTHER INFORMATION:** Member of the PGA TOUR in 2002 and a member of the Nationwide Tour in 2001 and 2003-04. Missed the cut in all eight appearances on the 2004 Tour. Made the cut in eight of 22 starts on the 2003 Nationwide Tour, failing to crack the top 25 in any of those. Finished No. 188 on the 2002 PGA TOUR final money list, with \$150,860. Made the cut in six of 24 tournaments. Posted T14 finishes at the Michelob Championship at Kingsmill and the FedEx St. Jude Classic. Had played in only six Nationwide Tour events prior to the 2001 season, with a T14 finish at the 1997 Greater Austin Open his best up to that point. Had also participated in the EDS Byron Nelson Championship three times (1996-98) but failed to make the cut each time. Earned first PGA TOUR card by finishing 14th on the 2001 Nationwide Tour money list. Five top-10s included one victory and one third-place finish. Opening 67 gave him first-round lead at Steamtown Classic. Dropped to T4 after middle rounds of 71-69. Closed with 5-under 65 to win his first tournament by three strokes. Set tournament record with 8-under-par 272. Four-time winner on the Lone Star Tour. 1992 Southwest Conference co-champion with Justin Leonard.



NATIONWIDE TOUR SUMMARY:

NATIONWIDE TOUR VICTORIES (1): 2001 Steamtown Classic.

MONEY & POSITION:

1997 —	2,845 —	170	2000 —	0	2004 —	0
1998 —	0		2001 —	166,899 —	14	
1999 —	0		2003 —	15,840 —	165	

BEST 2004 NATIONWIDE TOUR FINISH: T32—Preferred Health Systems Wichita Open.

NATIONWIDE TOUR CAREER LOW ROUND: 65—2 times, most recent 2001 Steamtown Classic/4

2004 NATIONWIDE TOUR SUMMARY: Tournaments Entered—8; in money—0; Top-10 finishes—0

NATIONWIDE TOUR CAREER SUMMARY: Tournaments Entered—62; in money—26; Top-10 finishes—5

NATIONWIDE TOUR CAREER EARNINGS: \$185,584

PGA TOUR SUMMARY:

BEST PGA TOUR CAREER FINISHES: T14—2002 FedEx St. Jude Classic, Michelob Championship at Kingsmill.

MONEY & POSITION:

1996 —	0	1998 —	0
1997 —	0	2002 —	150,860 —

PGA TOUR CAREER SUMMARY: Tournaments Entered—27; in money—6; Top-10 finishes—0

PGA TOUR CAREER EARNINGS: \$150,860

HO, S.K.

FULL NAME: Suk Hu Ho **BIRTHDATE:** August 20, 1973 **BIRTHPLACE:** Seoul, South Korea **RESIDENCE:** Seoul, South Korea **HEIGHT:** 5-10 **WEIGHT:** 170 **FAMILY:** Single **EDUCATION:** Korea Chae Yoog University (1996) **SPECIAL INTERESTS:** Music **TURNED PROFESSIONAL:** 1995 **OTHER INFORMATION:** Won twice on the Japan Golf Tour in 2004 and placed third on the Order of Merit. As a result, played in two majors (cut at British Open, T55 at PGA Championship) and two World Golf Championships events (T27 at WGC-NEC Invitational and 53rd at WGC-American Express Championship). Birdied final hole at the Japan PGA Championship in May to complete a 68 for a one-stroke victory and a five-year exemption on the Japan Golf Tour. In July, won the Japan Golf Tour Championship in a playoff. Claimed his first title on the Asian PGA Tour by winning the Shinhan Donghae Open in South Korea in September 2002. Made a double eagle in the tournament and beat Simon Yates in a two-hole playoff. Also won his initial Japan Golf Tour event in July 2002, the first Korean winner in Japan since 1999. Played 2002 and 2003 WGC-World Cup for South Korea, partnering with K.J. Choi. In 2002 in Mexico, the duo finished T3. Posted three international victories in 2001 at the Gijimagoguan Cup, Iiyama Tour and the Pocari Sweat Open. Lists Tom Watson as his hero. Started playing golf at age 10.



PGA TOUR SUMMARY:

BEST PGA TOUR CAREER FINISH: T27—2004 WGC-NEC Invitational.

MONEY & POSITION:

2003 —	41,330	2004 —	13,200
--------	--------	--------	--------

BEST 2004 PGA TOUR FINISH: T27—WGC-NEC Invitational.

2004 PGA TOUR SUMMARY: Tournaments Entered—4; in money—3; Top-10 finishes—0

PGA TOUR CAREER SUMMARY: Tournaments Entered—5; in money—4; Top-10 finishes—0

PGA TOUR CAREER EARNINGS: \$54,530

HORGAN III, P.H.

FULL NAME: Patrick Henry Horgan III **BIRTHDATE:** August 22, 1960 **BIRTHPLACE:** Newport, RI **RESIDENCE:** Newport, RI; plays out of Newport CC **HEIGHT:** 5-10 **WEIGHT:** 170 **FAMILY:** Wife, Margaret; Henry (10/4/00) **EDUCATION:** University of Rhode Island (1983, Economics) **SPECIAL INTERESTS:** Boating, fishing **TURNED PROFESSIONAL:** 1984 **OTHER INFORMATION:** Member of the PGA TOUR from 1989-94 and 1997-2000. Member of the Nationwide Tour in 1991, 1994-96 and 2003-04. Most recently made the cut in four of 16 starts on the 2004 Nationwide Tour. Cracked the top 25 once, finishing T22 at the SAS Carolina Classic. Made the cut in two of 10 starts on Tour in 2003, with a T45 at the Samsung Canadian PGA Championship his best showing. Posted a T17 at the Monterrey Open on 2000 Nationwide Tour. Missed the cut in his two additional appearances on Tour that season. Posted the best single-season earnings total of his 10 years on the PGA TOUR in 1999, with \$265,956. Lone top-10 came at the Doral-Ryder Open, where he posted rounds of 69-70-71-68 on his way to a T8 finish. Posted a 64, his low round of the year, at the FedEx St. Jude Classic. Played on the Nationwide Tour in 1991, winning first start at the Yuma Open. Later that year added the Macon Open crown on his way to a third-place finish on money list to earn PGA TOUR membership the following year. Also won 1996 Alabama Classic, one of nine top-10 finishes on the Nationwide Tour that year. Ended up No. 7 on the final money list, with \$120,760. Winner of 1994 Rhode Island Open. Attended Rhode Island on a football scholarship before switching focus to golf.



NATIONWIDE TOUR SUMMARY:

NATIONWIDE TOUR VICTORIES (3): 1991 Yuma Open, Macon Open. 1996 Alabama Classic.

MONEY & POSITION:

1991 —	84,432 —	3	1995 —	42,713 —	47	2003 —	3,049 —	266
1992 —	2,850 —	165	1996 —	120,760 —	7	2004 —	9,793 —	193
1994 —	5,199 —	139	2000 —	6,105 —	193			

BEST 2004 NATIONWIDE TOUR FINISH: T22—SAS Carolina Classic.

NATIONWIDE TOUR CAREER LOW ROUND: 63—2 times, most recent 1995 Ozarks Open/1

2004 NATIONWIDE TOUR SUMMARY: Tournaments Entered—16; in money—4; Top-10 finishes—0

NATIONWIDE TOUR CAREER SUMMARY: Tournaments Entered—110; in money—52; Top-10 finishes—20

NATIONWIDE TOUR CAREER EARNINGS: \$274,900

PGA TOUR SUMMARY:

BEST PGA TOUR CAREER FINISHES: 5—1997 Greater Vancouver Open, T5—1989 USF&G Classic, 1998 Deposit Guaranty Golf Classic.

MONEY & POSITION:

1983 —	0	1990 —	72,898 —154	1995 —	2,463 —332
1984 —	0	1991 —	2,912 —268	1997 —	226,249 —105
1986 —	0	1992 —	123,684 —116	1998 —	224,100 —126
1987 —	0	1993 —	105,571 —141	1999 —	265,956 —142
1989 —	63,787 —152	1994 —	53,734 —186	2000 —	80,612 —202

PGA TOUR CAREER SUMMARY: Tournaments Entered—271; in money—121; Top-10 finishes—13

PGA TOUR CAREER EARNINGS: \$1,221,965

HOWISON, Ryan

FULL NAME: Ryan Eugene Howison **BIRTHDATE:** December 26, 1966 **BIRTHPLACE:** Columbus, OH **RESIDENCE:** Jupiter, FL; plays out of Abacoa GC **HEIGHT:** 5-10 **WEIGHT:** 185 **FAMILY:** Single **EDUCATION:** University of North Carolina (1989, Business Administration) **SPECIAL INTERESTS:** Baseball, church, labrador retriever Brandy **TURNED PROFESSIONAL:** 1990 **OTHER INFORMATION:** Member of Nationwide Tour from 1996-99 and 2001-04. Member of the PGA TOUR in 1995 and 2000. Made the cut in 12 of 20 starts on the 2004 Nationwide Tour. Concluded the season No. 87 on the money list, with \$54,560. Had his best showing of the season, a T13 at the Samsung Canadian PGA Championship, one of six top-25 finishes. Ranked No. 4 in Driving Accuracy Percentage (73.0). Made the cut in 13 of 21 events on the 2003 Nationwide Tour. Finished the season No. 94 on the money list, with \$44,369. Cracked the top 25 on five occasions, including three times in his last five events of the year. T15 at the Mark Christopher Charity Classic was his top performance of the season. Finished No. 170 on the 2002 Nationwide Tour money list, with \$11,089. Made the cut in four of 11 tournaments. Tallied two top-25 finishes, including a season-best T22 at the LaSalle Bank Open. Made the cut in 13 of 23 Nationwide Tour events in 2001, with two top-25 finishes—T8 at the Omaha Classic and T14 at the Gila River Golf Classic, where he posted a season-best 15-under-par total. During the 2000 PGA TOUR season, recorded just one top-30 finish, a T29 at the Shell Houston Open to finish No. 193 on the final money list. Two-time winner on the Nationwide Tour in 1999. Finished 10th on the season money list to earn his spot on the 2000 PGA TOUR. Carded a final-round 68 to come from two strokes off the pace and win the Lakeland Classic by one over Glen Hnatiuk, Jim McGovern and Shaun Micheal. Joined Chris Smith (1995, 1997 Dakota Dunes Open) as the only players in Tour



Other Prominent Players

history to win the same event twice. Second victory came at the Ozarks Open in a playoff over Edward Fryatt. Finished 18-under at Ozarks and overcame a six-stroke deficit at the midway point to join Fryatt in the playoff. Had three runner-up finishes in 1998, including playoff losses at the Knoxville Open and the Dakota Dunes Open. Earned his first career Nationwide Tour victory at the 1997 season-opening Lakeland Classic by three strokes over Mark Carnevale. Earned card for 1995 PGA TOUR at 1994 National Qualifying Tournament, where he finished T37. Status allowed him only 19 PGA TOUR events, so he filled balance of 1995 with 11 Nationwide Tour events. Winner of the 1993 Bahamas Lucaya Pro-Am and 1994 Benson & Hedges Trinidad & Tobago Open. Was a third baseman on the 1989 North Carolina baseball team, which advanced to the College World Series in Omaha. Won College Scholar-Athlete Award in 1989 at UNC. Did not play college golf. Says he decided to pursue a golf career the day after the 1989 College World Series. Has twice undergone shoulder surgery due to baseball injury.

NATIONWIDE TOUR SUMMARY:

NATIONWIDE TOUR VICTORIES (3): 1997 Lakeland Classic. 1999 Lakeland Classic, Ozarks Open.

MONEY & POSITION:

1993	—	0	1998	—	100,477	—	22	2002	—	11,089	—	170		
1995	—	17,876	—	93	1999	—	154,815	—	10	2003	—	44,369	—	94
1996	—	14,148	—	102	2000	—	1,290	—	272	2004	—	54,559	—	87
1997	—	39,298	—	52	2001	—	40,084	—	92					

BEST 2004 NATIONWIDE TOUR FINISHES: T13—Samsung Canadian PGA Championship; T16—LaSalle Bank Open, Permian Basin Charity Golf Classic; T18—Gila River Classic at Wild Horse Pass Resort

NATIONWIDE TOUR CAREER LOW ROUND: 63—1997 Puget Sound Open/2

2004 NATIONWIDE TOUR SUMMARY: Tournaments Entered—20; in money—12; Top-10 finishes—0

NATIONWIDE TOUR CAREER SUMMARY: Tournaments Entered—191; in money—103; Top-10 finishes—14

NATIONWIDE TOUR CAREER EARNINGS: \$478,004

PGA TOUR SUMMARY:

BEST PGA TOUR CAREER FINISH: T29—2000 Shell Houston Open.

MONEY & POSITION:

1995	—	11,078	—	255	1998	—	3,996	—	325	2000	—	99,149	—	193
------	---	--------	---	-----	------	---	-------	---	-----	------	---	--------	---	-----

PGA TOUR CAREER SUMMARY: Tournaments Entered—50; in money—16; Top-10 finishes—0

PGA TOUR CAREER EARNINGS: \$114,222

HUBER, Keith

FULL NAME: Keith Allen Huber **BIRTHDATE:** November 10, 1965 **BIRTHPLACE:** Fresno, CA **RESIDENCE:** Fresno, CA; plays out of Fort Washington CC **HEIGHT:** 6-1 **WEIGHT:** 215 **FAMILY:** Wife, Ann; Logan James (3/5/04) **EDUCATION:** California State University-Stanislaus **SPECIAL INTERESTS:** Snowboarding, motorcycles **TURNED PROFESSIONAL:** 1992 **OTHER INFORMATION:** Member of the Nationwide Tour in 2004. Made the cut in three of 17 starts, finishing No. 176 on the final money list. T13 at the Scholarship America Showdown was his career best finish on Tour. Won on the 2003 Golden State Tour. Has also played on the Hooters and California Tours. Had two top-25 finishes on the 2003 Hooters Tour, with T11 at the David Hooten Invitational his best showing. Was an All-American selection in 1991. Making it to the final stage of the 2003 and 2004 PGA TOUR Qualifying Tournaments are his biggest thrills in golf. Cites his dad as his hero. Non-golf related jobs held include recapping tires for two years after high school. His wife, Ann, has won their club championship four consecutive years.



NATIONWIDE TOUR SUMMARY:

BEST NATIONWIDE TOUR CAREER FINISH: T13—2004 Scholarship America Showdown.

MONEY & POSITION:

1999	—	829	—	236	2000	—	0	2004	—	12,371	—	176
------	---	-----	---	-----	------	---	---	------	---	--------	---	-----

BEST 2004 NATIONWIDE TOUR FINISH: T13—Scholarship America Showdown.

NATIONWIDE TOUR CAREER LOW ROUND: 64—2004 Scholarship America Showdown/3

2004 NATIONWIDE TOUR SUMMARY: Tournaments Entered—17; in money—3; Top-10 finishes—0

NATIONWIDE TOUR CAREER SUMMARY: Tournaments Entered—22; in money—4; Top-10 finishes—0

NATIONWIDE TOUR CAREER EARNINGS: \$13,200

ISENHOUR, Tripp

FULL NAME: John Henry Isenhour III **BIRTHDATE:** April 6, 1968 **BIRTHPLACE:** Salisbury, NC **RESIDENCE:** Orlando, FL; plays out of Grand Cypress **HEIGHT:** 5-11 **WEIGHT:** 185 **FAMILY:** Wife, Kelly Lynn; two children **EDUCATION:** Georgia Tech (1990, Industrial Management) **SPECIAL INTERESTS:** Gourmet cooking **TURNED PROFESSIONAL:** 1990 **OTHER INFORMATION:** Limited to 22 events on PGA TOUR in 2004 due to hand injury. Made eight cuts, with a best finish of T37 at the Buick Invitational. Will receive a Major Medical Extension for 2005. Coupled with \$90,699 earned in 22 events in 2004, has the opportunity to play in seven events to earn \$532,563 and match the \$623,262 winnings of 2004's No. 125, Tag Ridings. Returned to TOUR in 2004 after earning TOUR card for second time in career after finishing eighth on the 2003 Nationwide Tour money list. Got off to a hot start in 2003, with nine top-25s in his first 11 events, including his second career win at the BMW Charity Pro-Am at The Cliffs. Collected \$103,500 paycheck and surpassed the million-dollar mark (\$1,055,469) in earnings on both tours. With three top-four finishes, was awarded Nationwide Tour Player of the Month honors in May. Closed out the Albertsons Boise Open in a rush, making nine birdies over his final 10 holes. His back-nine 28, the best nine-hole score of the season on Tour, boosted him to a final-round 64 and a share of second place, good for \$52,800. His runner-up finish was one of five top-10 showings in 2003. Had a hole-in-one during the first round of the Gila River Golf Classic. Finished No. 154 on the 2002 PGA TOUR money list with \$319,210. Made the cut in 14 of 21 tournaments, with three top-25s. Best tournament was a T5 at the FedEx St. Jude Classic. In 2001, earned \$299,452 as a rookie to rank No. 146 on the TOUR money list. Posted career-low final-round 63 for T7 at Canon Greater Hartford Open, his best finish of season. Member of Nationwide Tour in 1996 and 1998-2000. Recorded victory at Mississippi Gulf Coast Open in 2000 and received Player of the Month honors for March. In 1994, made the cut in his first PGA TOUR event, the BellSouth Classic, tying for 59th. Did not play in another PGA TOUR event until 2000. Winner of the 1998 Trinidad Open and Kansas Open. All-America selection in 1990 at Georgia Tech University. Noted for his cooking expertise at home.



NATIONWIDE TOUR SUMMARY:

NATIONWIDE TOUR VICTORIES (2): 2000 Mississippi Gulf Coast Open. 2003 BMW Charity Pro-Am at The Cliffs.

MONEY & POSITION:

1992	—	0	1997	—	8,445	—	133	2002	—	4,530	—	228
1993	—	0	1998	—	7,923	—	138	2003	—	262,646	—	8
1994	—	7,440	—	119	1999	—	65,324	—	41	2004	—	0
1996	—	4,253	—	166	2000	—	219,630	—	8			

NATIONWIDE CAREER LOW ROUND: 63—2003 Henrico County Open/4

2004 NATIONWIDE TOUR SUMMARY: Tournaments Entered—1; in money—0; Top-10 finishes—0

NATIONWIDE TOUR CAREER SUMMARY: Tournaments Entered—111; in money—66; Top-10 finishes—16

NATIONWIDE TOUR CAREER EARNINGS: \$580,192

PGA TOUR SUMMARY:

BEST PGA TOUR CAREER FINISH: T5—2002 FedEx St. Jude Classic.

MONEY & POSITION:

1994	—	2,604	—	300	2002	—	319,210	—	154
2001	—	299,452	—	146	2004	—	90,699	—	218

BEST 2004 PGA TOUR FINISH: T37—Buick Invitational.

2004 PGA TOUR SUMMARY: Tournaments Entered—22; in money—8; Top-10 finishes—0

PGA TOUR CAREER SUMMARY: Tournaments Entered—75; in money—39; Top-10 finishes—2

PGA TOUR CAREER EARNINGS: \$711,965

J

JOHNSON, Andrew

FULL NAME: Andrew Travis Johnson **BIRTHDATE:** January 10, 1972 **BIRTHPLACE:** Columbus, IN **RESIDENCE:** Orlando, FL; plays out of Isleworth CC (Windermere, FL) **HEIGHT:** 5-11 **WEIGHT:** 160 **FAMILY:** Single **EDUCATION:** Ball State University (1994, Human Resource Management) **SPECIAL INTERESTS:** Movies, weight training **TURNED PROFESSIONAL:** 1995 **OTHER INFORMATION:** Member of the Canadian Tour from 2000-04. Made the cut in five of seven starts on the Canadian Tour last year, with his best showing a T3 at the Barton Creek Challenge. Runner-up finish at the 2002 MTS Classic was his best finish on that Tour. Member of the European Challenge Tour in 2003 and the Hooters Tour in 2004. Biggest thrill in golf was shooting a 60 at the age of 17. Lists his father, who was a firefighter for 35 years, as his hero. His mother is a school teacher. Got his start in golf from his parents.



Other Prominent Players

JOHNSON, Kevin

FULL NAME: Kevin James Johnson **BIRTHDATE:** April 25, 1967 **BIRTHPLACE:** Plymouth, MA **RESIDENCE:** Palm Beach Gardens, FL; plays out of Bear Lakes CC (West Palm Beach, FL) **HEIGHT:** 6-0 **WEIGHT:** 190 **FAMILY:** Wife, Christa; Jordan Paige (7/17/00), Jade Alexandra (11/29/02) **EDUCATION:** Clemson University (1989, Economics and Marketing) **SPECIAL INTERESTS:** Boating, fishing **TURNED PROFESSIONAL:** 1990 **OTHER INFORMATION:** Member of Nationwide Tour in 1990, 1996-2000 and 2002-04. Member of the PGA TOUR in 2001. Made the cut in 10 of 24 starts on the 2004 Nationwide Tour, with five top-25 finishes. Wrapped up the season No. 79 on the money list, with \$64,222. Had a season-best T4 at the Lake Erie Charity Classic, two shots out of a playoff eventually won by Kevin Stadler. Last of his two top-10s came with a T5 at the Alberta Classic. Made the cut in 15 of 27 events on the 2003 Nationwide Tour. Earned \$97,295 to land in the No. 47 spot on the final money list. Cracked the top-10 twice—finishing third at the Clearwater Classic and T9 at the SAS Carolina Classic. Finished No. 87 on the 2002 Nationwide Tour money list, with \$43,370. Made the cut in 12 of 21 tournaments, recording three top-25 finishes in the process. Best tournament was a T8 at the Price Cutter Charity Championship. Shot all four rounds below-par to finish 13-under-par 275. Finished T13 at the B.C. Open in his only appearance on the 2002 PGA TOUR. Made the cut in 14 of 32 PGA TOUR events in 2001, with his only top-25 finish coming at the Bob Hope Chrysler Classic. Posted a 23-under-par total to T11 and collect \$69,500. His fourth-round 65 was his best score of the year. Earned his PGA TOUR card by virtue of his T5 finish at the 2000 PGA TOUR Qualifying Tournament. Made the cut in 11 of 25 Nationwide Tour events in 2000, with four top-10 finishes. Opened the 2000 season with a third-place finish at the Florida Classic. Posted a pair of 64s to grab a four-stroke lead at the halfway point of the Permian Basin Open, establishing a 36-hole tournament record. Weekend scores of 70-70 gave him a three-stroke win and his third career title. Defeated Bob Heintz by one stroke to win the 1999 South Carolina Classic, his second career win. Had a one-stroke lead after 54 holes at the 1999 Mississippi Gulf Coast Open and finished third. Knocked in three eagles in the final round of the 1999 Omaha Classic. Earned his first career Nationwide Tour victory at the 1997 Puget Sound Open in a playoff over Michael Clark and Steve Jurgensen. Victory was one of three 1997 top-10 finishes. Set course record with 62 in opening round of 1997 Permian Basin Open. Caddied for Nationwide Tour member Geoffrey Sisk at 1997 Qualifying Tournament. Winner of 1992 ICL tournament on Southern Africa Tour. Following 1995 Qualifying Tournament, broke right shoulder blade when thrown from horse during quail hunting trip. Member of 1989 U.S. Walker Cup team, which he says is his biggest thrill in golf. Winner of 1987 U.S. Amateur Public Links Championship. Member of 1988 U.S. World Amateur team. Three-time All-America selection at Clemson. Cites his father, Ken, as his hero. Member of high school varsity basketball team.



NATIONWIDE TOUR SUMMARY:

NATIONWIDE TOUR VICTORIES (3): 1997 Puget Sound Open. 1999 South Carolina Classic. 2000 Permian Basin Open.

MONEY & POSITION:

1990 — 7,172 — 100	1997 — 56,935 — 37	2002 — 43,370 — 87
1991 — 1,967 — 178	1998 — 36,881 — 62	2003 — 97,295 — 47
1994 — 0	1999 — 115,247 — 16	2004 — 64,222 — 79
1996 — 24,754 — 74	2000 — 158,219 — 19	

BEST 2004 NATIONWIDE TOUR FINISHES: T4—Lake Erie Charity Classic at Peek 'n Peak Resort; T5—Alberta Classic.

NATIONWIDE TOUR CAREER LOW ROUND: 62—1997 Permian Basin Open/1

2004 NATIONWIDE TOUR SUMMARY: Tournaments Entered—24; in money—10; Top-10 finishes—2

NATIONWIDE TOUR CAREER SUMMARY: Tournaments Entered—216; in money—107; Top-10 finishes—25

NATIONWIDE TOUR CAREER EARNINGS: \$606,061

PGA TOUR SUMMARY:

BEST PGA TOUR CAREER FINISH: T11—2001 Bob Hope Chrysler Classic.

MONEY & POSITION:

1990 — 0	1996 — 0	2002 — 37,100
1992 — 2,050 — 304	2000 — 0	
1993 — 0	2001 — 205,242 — 171	

PGA TOUR CAREER SUMMARY: Tournaments Entered—40; in money—16; Top-10 finishes—0

PGA TOUR CAREER EARNINGS: \$244,392

JOHNSON, Tom

FULL NAME: Thomas Francis Johnson **BIRTHDATE:** August 19, 1981 **BIRTHPLACE:** Sacramento, CA **RESIDENCE:** San Francisco, CA; plays out of Lake Merced GC **HEIGHT:** 6-2 **WEIGHT:** 180 **FAMILY:** Single **EDUCATION:** Northwestern University (2004, Communication Studies) **SPECIAL INTERESTS:** Outdoors, travel **TURNED PROFESSIONAL:** 2004 **OTHER INFORMATION:** Missed the cut in just two career starts on the Nationwide Tour. Winner of the Canadian Tour Qualifying Tournament in 2004. Two-time All-American



at Northwestern University. Was the Big Ten Freshman of the Year in 2000. California State junior champion in 1998. Qualified for the 1998, 2002 and 2004 U.S. Amateur Championships. Lists making a clutch putt as his biggest thrill in golf. Lists his dad and Byron Nelson as his heroes. Got his start in golf through the encouragement of his parents. Brother serves as his caddie.

JONES, Matthew

FULL NAME: Matthew Paul Jones **BIRTHDATE:** April 19, 1980 **BIRTHPLACE:** Sydney, New South Wales, Australia **RESIDENCE:** Scottsdale, AZ **HEIGHT:** 6-0 **WEIGHT:** 170 **FAMILY:** Single **EDUCATION:** Arizona State University **SPECIAL INTERESTS:** Watching TV, relaxing **TURNED PROFESSIONAL:** 2001 **OTHER INFORMATION:** Made the cut in 12 of 22 starts on the 2004 Nationwide Tour, including seven top-25 finishes. Wrapped up the year No. 68 on the money list, with \$87,114. Consecutive 66s left him as the co-leader after 36 holes at the Chattanooga Classic. Closed with weekend rounds of 72-66 to finish T4. Other top-10 showing was a T4 at the Gila River Golf Classic. Made the cut in four of eight appearances on the 2002 Nationwide Tour. Fired rounds of 68-75-69-71 to finish 1-under-par 283 at the SAS Carolina Classic. The T15 was his top finish of the season. In his next start was T41 at the Northeast Pennsylvania Classic, marking his second-best finish of the year. Has also played on the PGA Tour of Australasia. Was 2001 first-team All-American while at Arizona State University. Helped lead the Sun Devils to a sixth-place finish at the NCAA Championship. Shared medalist honors at the 2001 NCAA West Regional with fellow Nationwide Tour player Kyle Thompson. Finished third at the 2001 Pac-10 Championship. Cites hitting a good shot as his biggest thrill in golf. Got his start in golf from his father, brother and uncle.



NATIONWIDE TOUR SUMMARY:

BEST NATIONWIDE TOUR CAREER FINISHES: T4—2004 Chattanooga Classic Presented by Cummings Cove and RealtyCenter/GMAC, Gila River Classic at Wild Horse Pass Resort.

MONEY & POSITION:

2004 — 87,114 — 68

BEST 2004 NATIONWIDE TOUR FINISHES: T4—Chattanooga Classic Presented by Cummings Cove and RealtyCenter/GMAC, Gila River Classic at Wild Horse Pass Resort.

NATIONWIDE TOUR CAREER LOW ROUND: 66—7 times, most recent 2004 Miccosukee Championship/4

2004 NATIONWIDE TOUR SUMMARY: Tournaments Entered—22; in money—12; Top-10 finishes—2

NATIONWIDE TOUR CAREER SUMMARY: Tournaments Entered—22; in money—12; Top-10 finishes—2

NATIONWIDE TOUR CAREER EARNINGS: \$87,114

K

KAMIN, Chris (KAY-mun)

FULL NAME: Christopher John Kamin **BIRTHDATE:** July 2, 1974 **BIRTHPLACE:** Palos Heights, IL **RESIDENCE:** Phoenix, AZ; plays out of Club West **HEIGHT:** 6-5 **WEIGHT:** 230 **FAMILY:** Wife, Amy **EDUCATION:** Bradley University (1996, Marketing) **SPECIAL INTERESTS:** Aviation, baseball, cycling **TURNED PROFESSIONAL:** 1996 **OTHER INFORMATION:** Will be a rookie on the 2005 Nationwide Tour. Missed the cut in his only two career starts on Tour. Has also played on the Gateway Tour (2003-04), Asian Tour (2002-03), Canadian Tour (1999-2002) and the Hooters Tour (1998). Says playing in his first PGA TOUR event was his biggest thrill in golf. He ended up missing the cut at the 1998 Quad City Classic. Got his start in golf in high school when the team needed additional players.



KJELDSSEN, Soren (YELLD-son)

FULL NAME: Soren Panum Kjeldsen **BIRTHDATE:** May 17, 1975 **BIRTHPLACE:** Arhus, Denmark **RESIDENCE:** Ascot, England **HEIGHT:** 5-7 **WEIGHT:** 144 **FAMILY:** Wife, Charlotte; Emil (9/16/03) **SPECIAL INTERESTS:** Books, movies **TURNED PROFESSIONAL:** 1995 **OTHER INFORMATION:** Winner of the 2003 Diageo Championship at Gleneagles, becoming the fifth Danish golfer to win on The European Tour, joining Thomas Björn, Anders Hansen, Soren Hansen and Steen Tinning. After finishing No. 115 on the Order of Merit during his rookie season in 1998, has been one of the Tour's most consistent players the past six years, never falling below No. 67 on the Order of Merit list. Thanks in large part to his victory in 2003, enjoyed a career-best 27th-place finish on the money list. Represented Denmark in the Eisenhower Trophy as an amateur before he qualified for the European Tour through the Challenge Tour in 1997, where he won the Volvo Finnish Open. That year he also tested his stamina in another way by attempting to run a marathon, achieving a highly respectable time of three hours and 54 minutes. It marked his last attempt at a marathon, however. Lists Bernhard Langer among his heroes. Got his start in golf from his brother and sister.



Other Prominent Players

PGA TOUR SUMMARY:

BEST PGA TOUR CAREER FINISH: T59—2003 WGC-American Express Championship.
MONEY & POSITION:

2001 — 0 2003 — 0

2004 PGA TOUR SUMMARY: Tournaments entered—2; in money—1; Top-10 finishes—0
PGA TOUR CAREER SUMMARY: Tournaments Entered—3; in money—1; Top-10 finishes—0

KNOX, Kenny

FULL NAME: Kenny Knox **BIRTHDATE:** August 15, 1956 **BIRTHPLACE:** Columbus, GA **RESIDENCE:** Tallahassee, FL **HEIGHT:** 5-10 **WEIGHT:** 190 **FAMILY:** Wife, Karen; Michelle (12/24/80) **EDUCATION:** Florida State University (1978, Physical Education) **SPECIAL INTERESTS:** Fellowship of Christian Athletes, golf course design and construction **TURNED PROFESSIONAL:** 1978 **OTHER INFORMATION:** Member of the PGA TOUR in 1982 and 1984-95. Attended Q-school seven times before finally breaking through in the fall of 1981 and moving up to the PGA TOUR the following season. Best season came in 1986 when he won the Honda Classic and had six other top-10 finishes en route to a final money ranking of 24. Was a Monday qualifier at the Honda Classic, where he grabbed the first-round lead with a 66 at the TPC at Eagle Trace. Led by one at the halfway point. Shot an 80 but was only two off the pace the next day as winds of 45 mph pushed the third-round scoring average to 79. Shot a 70 in the final round to register first career win. He is the last person to shoot 80 in a TOUR event and win. Set a tournament record of 15-under-265 in winning the 1987 Hardee's Golf Classic, where he beat Jim Hallett in playoff for his second career victory. Set TOUR record for fewest putts in tournament—93—at 1989 MCI Heritage Classic. Best money year came in 1991 when he earned \$423,025. Year was highlighted by second-place finish at Anheuser-Busch Classic, where he lost a playoff to Mike Hulbert. Also finished fourth at the PGA Championship. Was member of Georgia state high school championship team during his sophomore year. Family moved to Tallahassee the next year. Was a two-time All-America selection at Florida State in 1977 and '78. Won the 1977 Southeastern Amateur.



NATIONWIDE TOUR SUMMARY:

BEST NATIONWIDE TOUR CAREER FINISH: T33—1994 Greater Greenville Classic.

MONEY & POSITION:

1993 — 0 1995 — 0 2000 — 0
1994 — 910 — 226 1996 — 0 2004 — 1,384 — 355

BEST 2004 NATIONWIDE TOUR FINISH: T58—Envirocare Utah Classic.

NATIONWIDE TOUR CAREER LOW ROUND: 67—2004 Envirocare Utah Classic/1

2004 NATIONWIDE TOUR SUMMARY: Tournaments Entered—7; in money—1; Top-10 finishes—0

NATIONWIDE TOUR CAREER SUMMARY: Tournaments Entered—30; in money—2; Top-10 finishes—0

NATIONWIDE TOUR CAREER EARNINGS: \$2,294

PGA TOUR SUMMARY:

PGA TOUR VICTORIES (3): 1986 Honda Classic. 1987 Hardee's Golf Classic. 1990 Buick Southern Open.

MONEY & POSITION:

1980 — 3,082 — 216	1989 — 230,012 — 62	1997 — 0
1982 — 6,919 — 194	1990 — 209,679 — 73	1998 — 0
1983 — 0	1991 — 423,025 — 32	1999 — 0
1984 — 15,606 — 168	1992 — 24,889 — 203	2000 — 0
1985 — 26,968 — 146	1993 — 3,630 — 282	2002 — 0
1986 — 261,608 — 24	1994 — 23,872 — 218	2004 — 0
1987 — 200,783 — 55	1995 — 9,010 — 262	
1988 — 168,099 — 70	1996 — 0	

2004 PGA TOUR SUMMARY: Tournaments Entered—1; in money—0; Top-10 finishes—0
PGA TOUR CAREER SUMMARY: Tournaments Entered—374; in money—187; Top-10 finishes—26

PGA TOUR CAREER EARNINGS: \$1,607,180

KORTAN, Brian

FULL NAME: Brian Joseph Kortan **BIRTHDATE:** March 11, 1971 **BIRTHPLACE:** Yankton, SD **RESIDENCE:** Albuquerque, NM; plays out of Four Hills CC **HEIGHT:** 5-3 **WEIGHT:** 150 **FAMILY:** Wife, Elaine; Cade Donald (11/20/03) **EDUCATION:** University of New Mexico (1994, Business) **SPECIAL INTERESTS:** Hunting, fishing, family, sports **TURNED PROFESSIONAL:** 1994 **OTHER INFORMATION:** In his eighth trip to PGA TOUR Qualifying School—and his first in the finals—earned PGA TOUR card via T16 finish in 2003. One of six players to earn TOUR cards after competing in all three stages. Had never competed in a PGA TOUR event prior to the 2004 season. Shared the 2004 U.S. Bank Championship in Milwaukee first-round lead at 5-under 65 with seven others, tying a TOUR record for players sharing the lead through 18 holes (2000 Honda Classic) then missed the cut after second-round 79. Ended the season making the cut in eight of 24 starts, including a career-best



T13 at the FedEx St. Jude Classic. Five Nationwide Tour appearances between 1996 and 2001, with a best finish of T13 at the 2001 Siouxland Open. Has also played several mini-tours, including Hooters Tour and Dakotas Tour. Three-time winner of the Hilton Open. Previous winners include Rich Beem (1998). Won the San Juan Open in 2003. Worked as a golf professional after college. Honorable-mention All-America in 1992 at the University of New Mexico. Lists father, Don, as his hero. Family got him started in golf.

NATIONWIDE TOUR SUMMARY:

BEST NATIONWIDE TOUR CAREER FINISH: T13—2001 Siouxland Open.

MONEY & POSITION:

1996 — 0 2001 — 9,747 — 175
1999 — 0 2004 — 11,235 — 186

BEST 2004 NATIONWIDE TOUR FINISHES: T23—LaSalle Bank Open; T24—Chitimacha Louisiana Open.

NATIONWIDE TOUR CAREER LOW ROUND: 66—2001 Siouxland Open/2

2004 NATIONWIDE TOUR SUMMARY: Tournaments Entered—4; in money—3; Top-10 finishes—0

NATIONWIDE TOUR CAREER SUMMARY: Tournaments Entered—9; in money—5; Top-10 finishes—0

NATIONWIDE TOUR CAREER EARNINGS: \$20,981

PGA TOUR SUMMARY:

BEST PGA TOUR CAREER FINISH: T13—2004 FedEx St. Jude Classic.

MONEY & POSITION:

2004 — 159,939 — 200

BEST 2004 PGA TOUR FINISHES: T13—FedEx St. Jude Classic.

2004 PGA TOUR SUMMARY: Tournaments Entered—24; in money—8; Top-10 finishes—0
PGA TOUR CAREER SUMMARY: Tournaments Entered—24; in money—8; Top-10 finishes—0

PGA TOUR CAREER EARNINGS: \$159,939

KRESGE, Cliff

FULL NAME: Clifford Terry Kresge **BIRTHDATE:** October 3, 1968

BIRTHPLACE: Lakewood, NJ **RESIDENCE:** Apopka, FL; plays out of

Heathrow CC (Heathrow, FL) **HEIGHT:** 6-0 **WEIGHT:** 195 **FAMILY:**

Mason McCoy (8/16/00) **EDUCATION:** University of Central Florida

(1991, Liberal Studies) **SPECIAL INTERESTS:** Wind tunnel flying, music

TURNED PROFESSIONAL: 1991 **OTHER INFORMATION:**

Member of the PGA TOUR in 2001 and 2003-04. Member of the

Nationwide Tour in 1997-98 and 2002. Finished No. 175 on the 2004

PGA TOUR money list, with T14 at the Bell Canadian Open his best showing. Finished in the

top 100 on the 2003 PGA TOUR for the first time in his career, making 18 cuts in 32 starts

and earning \$734,667. Earned first top-10 of season and third of his career with a T8 at the

Ford Championship at Doral. Qualified for his first major championship, finishing T10 at the

U.S. Open at Olympia Fields CC. Returned to Chicago three weeks later for the 100th

Western Open and collected a career-best \$156,375 payday that helped him secure his card

for the 2004 season. Paired with Tiger Woods on the weekend, shot 69-71 to finish T6, eight

shots back of Woods. Earned return to PGA TOUR by finishing fifth (\$245,265) on the 2002

Nationwide Tour money list. Notched playoff wins at the Virginia Beach Open and the

Hershey Open, along with being named Player of the Month for May. Chipped in from 45

feet for eagle to defeat Arron Oberholser on the second extra hole at the Virginia Beach

Open and dropped a four-foot birdie putt on third extra hole to win a four-player playoff at

the Hershey Open. Surpassed the \$200,000 mark in just 12 events, tying the Tour record set

by Ian Leggatt in 2000. Played in just two PGA TOUR events and recorded tournament-low

10-under-par 62 on final day of B.C. Open to jump from T47 to T3, second top-10 of PGA

TOUR career. Finished 17-under-par 271, two strokes behind champion Spike McRoy. Was

a rookie on the 2001 PGA TOUR. T5 at the Touchstone Energy Tucson Open was the only

top-10 of his first season. Gained his first PGA TOUR card by virtue of a T21 finish at the

2000 PGA TOUR Qualifying Tournament. Gained notoriety during Q-School's final round.

Was lining up a long par putt at the water-guarded ninth green. Deep in concentration

moved back, back, back and then over the embankment and into the water. Climbed out,

missed the putt and made bogey. He managed to finish out the back nine holes in rain pants

and a wet shirt to complete the grueling 108 holes of competition at 18-under par. Got off

to a successful start in his rookie season on the 1997 Nationwide Tour, posting four top-10

finishes in his first five events. Best finishes were T3 in the Lakeland Classic and Greater

Austin Open. All-America selection in 1990, when he won two college events. Winner of

several mini-tour events. Greatest thrills in golf are meeting Arnold Palmer and sinking 25-

foot putt to enable Central Florida team to advance in NCAA tournament. His golf swing is

natural, has never used an instructor. Got started in golf at age 8 when parents moved to

the 13th hole of Dubsread GC.



NATIONWIDE TOUR SUMMARY:

NATIONWIDE TOUR VICTORIES (2): 2002 Virginia Beach Open, Hershey Open.

MONEY & POSITION:

1994 — 1,803 — 192 1997 — 64,711 — 34 2002 — 245,265 — 5
1995 — 2,535 — 193 1998 — 8,653 — 131
1996 — 490 — 276 2000 — 3,600 — 214

NATIONWIDE TOUR CAREER LOW ROUND: 63—1997 St. Louis Golf Classic/2

Other Prominent Players

NATIONWIDE TOUR CAREER SUMMARY: Tournaments Entered—82; in money—50; Top-10 finishes—9

NATIONWIDE TOUR CAREER EARNINGS: \$327,056

PGA TOUR SUMMARY:

BEST PGA TOUR CAREER FINISH: T3—2002 B.C. Open.

MONEY & POSITION:

1994 — 0	1999 — 4,876 —328	2003 — 734,667 — 87
1995 — 0	2000 — 0	2004 — 258,062 —175
1996 — 0	2001 — 220,649 —163	
1998 — 0	2002 — 101,370	

BEST 2004 PGA TOUR FINISHES: T14—Bell Canadian Open; T16—MCI Heritage.

2004 PGA TOUR SUMMARY: Tournaments Entered—33; in money—10; Top-10 finishes—0

PGA TOUR CAREER SUMMARY: Tournaments Entered—107; in money—43; Top-10 finishes—5

PGA TOUR CAREER EARNINGS: \$1,319,625

L

LAIRD, Martin

FULL NAME: Martin Charles Campbell Laird **BIRTHDATE:** December 29, 1982 **BIRTHPLACE:** Glasgow, Scotland **RESIDENCE:** Fort Collins, CO; plays out of Ptarmigan CC **HEIGHT:** 6-2 **WEIGHT:** 195 **FAMILY:** Single **EDUCATION:** Colorado State University (2004, Marketing) **SPECIAL INTERESTS:** Football, traveling **TURNED PROFESSIONAL:** 2004 **OTHER INFORMATION:** Missed the cut at the 2004 Envirocare Utah Classic in his only career start on the Nationwide Tour. Winner of the 2004 Denver Open. Two-time All-American selection at Colorado State University, where he won four collegiate golf tournaments. Holds school records for top-10 finishes (23) and top-20 finishes (31). Cites competing at a high level as his biggest thrill in golf. Lists Greg Norman as his hero. Got his start in golf when his dad introduced him to the game.



LEBRUN, Steve

FULL NAME: Steve Alan LeBrun **BIRTHDATE:** May 15, 1978 **BIRTHPLACE:** Palm Beach, FL **RESIDENCE:** West Palm Beach, FL **HEIGHT:** 5-11 **WEIGHT:** 175 **FAMILY:** Single **EDUCATION:** Florida Atlantic University (2000, Communications) **SPECIAL INTERESTS:** Movies, music **TURNED PROFESSIONAL:** 2000 **OTHER INFORMATION:** Made the cut in five of 10 starts during his rookie season on the Nationwide Tour in 2004. Best finish was a T7 at the Chitimacha Louisiana Open. Monday qualifier at the 2003 Miccosukee Championship, where he T34 in his first-ever Nationwide Tour start. Made it through the first and second stages of Q-School. First-stage medalist at Pensacola CC site. Won the 2002 Hooters Tour Championship. Lists Roger Clemens among his heroes.



NATIONWIDE TOUR SUMMARY:

BEST NATIONWIDE TOUR CAREER FINISH: T7—2004 Chitimacha Louisiana Open.

MONEY & POSITION:

2003 — 2,900 —270	2004 — 23,949 —135
-------------------	--------------------

BEST 2004 NATIONWIDE TOUR FINISH: T7—Chitimacha Louisiana Open.

NATIONWIDE TOUR CAREER LOW ROUND: 67—2 times, most recent 2004 LaSalle Bank Open/2

2004 NATIONWIDE TOUR SUMMARY: Tournaments Entered—10; in money—5; Top-10 finishes—1

NATIONWIDE TOUR CAREER SUMMARY: Tournaments Entered—11; in money—6; Top-10 finishes—1

NATIONWIDE TOUR CAREER EARNINGS: \$26,849

M

MARTIN, Casey

FULL NAME: Casey Martin **BIRTHDATE:** June 2, 1972 **BIRTHPLACE:** Eugene, OR **RESIDENCE:** Eugene, OR; plays out of Eugene CC **HEIGHT:** 6-2 **WEIGHT:** 170 **FAMILY:** Single **EDUCATION:** Stanford University (1995, Economics) **SPECIAL INTERESTS:** Piano, Bible study **TURNED PROFESSIONAL:** 1995 **OTHER INFORMATION:** Member of the PGA TOUR in 2000 and Nationwide Tour in 1998-99 and 2001-04. T12 at the Oregon Classic represented his best finish on the 2004 Nationwide Tour. Ended the season making two cuts in eight starts. Finished T69 in both starts on the 2004 PGA TOUR—AT&T Pebble Beach National Pro-Am and the Chrysler Classic of Tucson. Made the cut in 11 of 22 starts on the 2003 Nationwide Tour. His T24 at the Mark Christopher Charity Classic and T14 at the



Monterey Peninsula Classic were his best finishes of the year. Made the cut in five of 14 starts in 2002. Was T3 at the inaugural LaSalle Bank Open. Opened with a 3-over 75 but rallied with rounds of 67-70-68 to post his best finish since a third-place effort at the 1999 New Mexico Classic. Made the cut in nine of 21 tournaments during the 2001 Nationwide Tour season. Best finish was a T20 at the Permian Basin Open after an opening-round and season-best 66. Made the cut in 14 of 29 PGA TOUR events in 2000, with his only top-25 finish a T17 at the Touchstone Energy Tucson Open. Round of the year was a 64 in the first round of the Invenys Classic in Las Vegas. Earned his first Nationwide Tour win at the 1998 season-opening Lakeland Classic. Finished at 19-under par (269) to win by one stroke over Steve Lamontagne. Made the cut in 16 of 22 events and ended the year No. 29 on the money list. Followed up his rookie year with even more impressive second year, finishing 14th on the 1999 money list, with \$122,742 to earn his 2000 PGA TOUR card. Made the cut in 13 of 24 1999 events with two runner-up and one third-place finish. Lost playoff at the 1999 Cleveland Open when Matt Gogel eagled the second extra hole. Also finished second at the 1999 Omaha Classic. Has four competitive aces, including two in back-to-back rounds in the 1994 Oregon Open. Second-team All-American in 1994 at Stanford. In 1995, was named an academic All-American. Member of Stanford's 1994 NCAA Championship team. College teammate of current PGA TOUR members Tiger Woods and Notah Begay III. Suffers from a birth defect in his right leg known as Klippel-Trenaunay-Webber Syndrome. In order to walk, has to wear a strong support stocking to keep the swelling down. His father started him and his brother in the game at age 6.

NATIONWIDE TOUR SUMMARY:

NATIONWIDE TOUR VICTORIES (1): 1998 Lakeland Classic.

MONEY & POSITION:

1995 — 0	2001 — 17,197 —143	2004 — 12,653 —174
1998 — 81,937 — 29	2002 — 30,218 —117	
1999 — 122,742 — 14	2003 — 26,553 —123	

BEST 2004 NATIONWIDE TOUR FINISH: T12—Oregon Classic.

NATIONWIDE TOUR CAREER LOW ROUND: 63—1999 Cleveland Open/2

2004 NATIONWIDE TOUR SUMMARY: Tournaments Entered—8; in money—2; Top-10 finishes—0

NATIONWIDE TOUR CAREER SUMMARY: Tournaments Entered—112; in money—56; Top-10 finishes—10

NATIONWIDE TOUR CAREER EARNINGS: \$291,299

PGA TOUR SUMMARY:

BEST PGA TOUR CAREER FINISH: T17—2000 Touchstone Energy Tucson Open.

MONEY & POSITION:

1998 — 37,221 —221	2001 — 0	2003 — 0
2000 — 143,248 —179	2002 — 0	2004 — 15,858

BEST 2004 PGA TOUR FINISH: T69—AT&T Pebble Beach National Pro-Am.

2004 PGA TOUR SUMMARY: Tournaments Entered—2; in money—2; Top-10 finishes—0

PGA TOUR CAREER SUMMARY: Tournaments Entered—40; in money—18; Top-10 finishes—0

PGA TOUR CAREER EARNINGS: \$196,327

MCCALLISTER, Blaine

FULL NAME: Blaine McCallister **BIRTHDATE:** October 17, 1958 **BIRTHPLACE:** Fort Stockton, TX **RESIDENCE:** Ponte Vedra Beach, FL **HEIGHT:** 5-10 **WEIGHT:** 190 **FAMILY:** Wife, Claudia; Kelly, Paul **EDUCATION:** University of Houston **SPECIAL INTERESTS:** Hunting, fishing, tennis, baseball **TURNED PROFESSIONAL:** 1981 **OTHER INFORMATION:** Posted three top-25s on the 2004 PGA TOUR, while making just six cuts in 27 events. Posted an ace in the first round of the 2004 Buick Championship, on No. 8 at the TPC at River Highlands from 202 yards with a 5-iron. Spent a season on the Nationwide Tour in 2003 for the first time in his career. Finished 12th on the money list after posting seven top-10s in 18 starts, including his first victory on that Tour at the Northeast Pennsylvania Classic. The victory was his first on any Tour since winning the 1993 B.C. Open. Kept TOUR card for 2002 with T32 finish at 2001 Qualifying School. Dropped from 49th to 149th on the 2001 official money list from the previous year, with a best finish of T5 at Greater Milwaukee Open. In 1999, finished 134th on season money list, leaving him non-exempt for the 2000 season. Instead he went to 1999 Qualifying Tournament and finished first, securing full privileges for 2000, a season that earned him a career-high \$963,974, his most lucrative year in golf, thanks to three top-10s, including a runner-up and third-place finish. At Compaq Classic of New Orleans, narrowly missed first TOUR victory since 1993 B.C. Open. After sharing 54-hole led with Carlos Franco, closed with 68 to get into a playoff with Franco, which Franco won with par on second extra hole. Earned \$367,200 for second-place finish, more than he made in any year since 1991. Owns five victories on the PGA TOUR, including two in 1989 at The Honda Classic and Bank of Boston Classic. First TOUR win came at 1988 Hardee's Golf Classic. Middle rounds of 62-63 tied then-TOUR record for lowest consecutive rounds in TOUR history. Topped by Mark Calcavecchia (124) at the 2001 Phoenix Open. After 1983 season, spent a lot of time perfecting his left-handed putting style. First qualified to play on the TOUR in 1982. Natural left-hander who plays the game right-handed but putts southpaw. Is involved with eye-



Other Prominent Players

sight organizations as a result of his wife, Claudia, suffering from pseudoxanthoma elasticum (PXE), a rare eye disease. Roomed with Fred Couples for one year and with CBS Sports golf host Jim Nantz for three while attending the University of Houston. Joined Couples and Nantz in Three Amigos Celebrity Tournament, first held in October 1994. One of the beneficiaries of the event was PXE research. Played with seven New York City firefighters at the Stadium Course at the TPC at Sawgrass in November of 2001 following Sept. 11 tragedy. The firefighters, who had spent the majority of their time at Ground Zero since the initial terrorist strikes, were part of a larger contingent honored by the city of Jacksonville for their heroics.

NATIONWIDE TOUR SUMMARY:

NATIONWIDE TOUR VICTORIES (1): 2003 Northeast Pennsylvania Classic.

MONEY & POSITION:

2003 — 223,232 — 12

NATIONWIDE TOUR CAREER LOW ROUND: 63—2003 Miccosukee Championship/2

NATIONWIDE TOUR CAREER SUMMARY: Tournaments Entered—18; in money—13; Top-10 finishes—7

NATIONWIDE TOUR CAREER EARNINGS: \$223,232

PGA TOUR SUMMARY:

PGA TOUR VICTORIES (5): 1988 Hardee's Golf Classic. 1989 Honda Classic, Bank of Boston Classic. 1991 H.E.B. Texas Open. 1993 B.C. Open.

MONEY & POSITION:

1982 — 7,894 — 186	1991 — 412,974 — 36	1999 — 295,932 — 134
1983 — 5,218 — 201	1992 — 261,187 — 59	2000 — 963,974 — 49
1984 — 0	1993 — 290,434 — 61	2001 — 280,589 — 149
1986 — 88,732 — 94	1994 — 351,554 — 47	2002 — 123,349 — 194
1987 — 120,005 — 87	1995 — 238,847 — 77	2003 — 65,820 — 223
1988 — 225,660 — 49	1996 — 179,427 — 117	2004 — 162,700 — 198
1989 — 523,891 — 15	1997 — 140,966 — 143	
1990 — 152,048 — 103	1998 — 228,304 — 125	

BEST 2004 PGA TOUR FINISHES: T20—Chrysler Classic of Tucson, BellSouth Classic; T24—Chrysler Classic of Greensboro.

2004 PGA TOUR SUMMARY: Tournaments Entered—27; in money—6; Top-10 finishes—0

PGA TOUR CAREER SUMMARY: Tournaments Entered—585; in money—325; Top-10 finishes—40

PGA TOUR CAREER EARNINGS: \$5,119,505

MCKELVEY, Rob

FULL NAME: Robert Lindsay McKelvey **BIRTHDATE:** August 2, 1969 **BIRTHPLACE:** Atlanta, GA **RESIDENCE:** Atlanta, GA **HEIGHT:** 6-2 **WEIGHT:** 195 **FAMILY:** Wife, Leigh **EDUCATION:** Central Alabama Community College; University of Southwestern Louisiana (1992, Recreation) **SPECIAL INTERESTS:** Fishing, hunting, weight training **TURNED PROFESSIONAL:** 1992 **OTHER INFORMATION:** Member of the Nationwide Tour since 1996. Made the cut in six of 20 starts in 2004, with a T15 at the Northeast Pennsylvania Classic his only top-25 finish of the year. Made the cut in 10 of 25 events on the 2003 Nationwide Tour. Won \$47,382 to finish No. 88 on the final money list. A career-best 63 in the opening round led to a T12 at the Chitimacha Louisiana Open, his best showing out of five top-25 appearances. Made the cut in 16 of 27 starts in 2002, with four top-10 finishes. Missed the cut in the two opening events before returning to Lafayette, site of his lone victory at the 2000 Louisiana Open. Final-round 66 moved him into a T6 finish. His 20-under total was a career-low for 72 holes. Made the cut in 20 of 25 tournaments in 2001. Posted two top-10 finishes, a fourth at the Omaha Classic and a T10 at the Gila River Classic. Finished 46th on the money list, with earnings of \$104,852. Finished second in the All-Around Ranking. Made eight consecutive cuts to close the season and 16 out of last 17 tournaments, with only missed cut at Permian Basin Open. Had a first-round hole-in-one on the fourth hole at the Boise Open, adding to an ace he made in the 1998 Knoxville Open. Enjoyed his best season in 2000 when he earned more in one season (\$173,565) than he had in three previous full seasons (\$138,955). Made the cut in 20 of 28 events, with four top-10s and 10 top-25 finishes. Earned his first career win at the Louisiana Open in Lafayette where he played college golf. Finished the day with eight birdies en route to a 68 to defeat Hill and Ian Leggatt by one stroke. Collected \$81,000 first-place check to move to No. 4 on the money list. His Central Alabama Community College team won the national championship in 1990. His father got him started in the game, at age 12.



NATIONWIDE TOUR SUMMARY:

NATIONWIDE TOUR VICTORIES (1): 2000 Louisiana Open.

MONEY & POSITION:

1994 — 0	1999 — 0	2003 — 47,382 — 88
1996 — 53,768 — 36	2000 — 173,565 — 16	2004 — 14,447 — 164
1997 — 42,975 — 49	2001 — 104,852 — 46	
1998 — 42,213 — 56	2002 — 90,359 — 54	

BEST 2004 NATIONWIDE TOUR FINISH: T15—Northeast Pennsylvania Classic.

NATIONWIDE TOUR CAREER LOW ROUND: 63—2 times, most recent 2003 Chitimacha Louisiana Open/1

2004 NATIONWIDE TOUR SUMMARY: Tournaments Entered—20; in money—6; Top-10 finishes—0

NATIONWIDE TOUR CAREER SUMMARY: Tournaments Entered—205; in money—112; Top-10 finishes—18

NATIONWIDE TOUR CAREER EARNINGS: \$569,561

MCROY, Spike

FULL NAME: Robert Lynn McRoy, Jr. **BIRTHDATE:** May 20, 1968 **BIRTHPLACE:** Huntsville, AL **RESIDENCE:** Huntsville, AL; plays out of Valley Hill CC **HEIGHT:** 5-11 **WEIGHT:** 155 **FAMILY:** Wife, Rica; Rily Alexander (2/27/99), Parker Kumar (4/17/01), Meera Sophia (9/3/2002) **EDUCATION:** University of Alabama (1991, Corporate Finance) **SPECIAL INTERESTS:** Guitar, fishing, stock market, Bible study **TURNED PROFESSIONAL:** 1991 **OTHER INFORMATION:** Finished just outside the top 150 on the 2004 PGA TOUR money list at No. 159. Lone top-10 was a T8 at the final full-field event of the season, the Chrysler Championship in Tampa Bay, FL. Had 35 starts in 2003, tied for most on TOUR with Pat Bates, Esteban Toledo and Neal Lancaster. Only top-10 of the season, was a T10 at the Greater Milwaukee Open. Finished a career-best 110th on 2002 TOUR money list with \$616,814 after entering season with partial TOUR status. Earned first career PGA TOUR title in 115th career TOUR start at the B.C. Open, one of a record 18 first-time winners. Rolled in a 31-foot birdie putt on the 72nd hole to finish at 7-under-par 65 for the final round. The 19-under 269 total topped Fred Funk by a stroke, earning a career-high check of \$378,000. Finished the year on a strong note with T5 finish at the season-ending Southern Farm Bureau Classic. After a two-year hiatus from the PGA TOUR, earned \$401,654 to finish 127th on the 2001 money list. Needing \$4,598 to retain PGA TOUR card for 2002, missed cut at final event, the Southern Farm Bureau Classic. Had one top-10 finish, a T3 at the Kemper Insurance Open. Was 2002 Nationwide Tour Player of the Year after winning the season-ending Nationwide Tour Championship at Highland Oaks GC in home state of Alabama. Earned \$99,000 for second win of the season, pushing his season total to a then-Tour record \$300,638. First Nationwide Tour victory came at the Dakota Dunes Open. In 1999, split time between Nationwide Tour and PGA TOUR with 11 events on both Tours. Posted only one top 10 in 1998, a T6 at Buick Invitational, in 32 TOUR starts. Runner-up to Rafael Alarcon at the 1997 Compaq World Putting Championship. Finished T5 at PGA TOUR Qualifying School in fall of 1997 to re-gain TOUR card. Winner of 1992 Alabama Open and two Hooters Tour events that year. Winner of the 1990 Cajun Classic. Earned his nickname from a great uncle who was a fan of the Detroit Tigers and star player Ty Cobb. Cobb was known for his aggressive baserunning, with spikes up going into bases. The great uncle sent Spike a miniature Tigers uniform when he was born. Wife obtained doctorate in optometry from Southern College of Optometry in Memphis in 1996.



NATIONWIDE TOUR SUMMARY:

NATIONWIDE TOUR VICTORIES (2): 2000 Dakota Dunes Open, Tour Championship.

MONEY & POSITION:

1992 — 1,925 — 188	1997 — 1,390 — 213	2002 — 11,385 — 169
1994 — 0	1999 — 29,499 — 80	
1995 — 0	2000 — 300,638 — 1	

NATIONWIDE TOUR CAREER LOW ROUND: 64—2 times, most recent 2000 Tour Championship/2

NATIONWIDE TOUR CAREER SUMMARY: Tournaments Entered—57; in money—31; Top-10 finishes—6

NATIONWIDE TOUR CAREER EARNINGS: \$344,836

PGA TOUR SUMMARY:

PGA TOUR VICTORIES (1): 2002 B.C. Open.

MONEY & POSITION:

1991 — 0	1999 — 49,701 — 226	2003 — 480,773 — 129
1997 — 66,274 — 190	2001 — 401,654 — 127	2004 — 374,187 — 159
1998 — 179,770 — 145	2002 — 616,814 — 110	

BEST 2004 PGA TOUR FINISH: T8—Chrysler Championship.

2004 PGA TOUR SUMMARY: Tournaments Entered—33; in money—13; Top-10 finishes—1

PGA TOUR CAREER SUMMARY: Tournaments Entered—195; in money—76; Top-10 finishes—7

PGA TOUR CAREER EARNINGS: \$2,169,172

MILLER, Andy

FULL NAME: Brent Andrew Miller **BIRTHDATE:** February 3, 1978 **BIRTHPLACE:** Napa, CA **RESIDENCE:** Napa, CA **HEIGHT:** 6-1 **WEIGHT:** 180 **FAMILY:** Single **EDUCATION:** Brigham Young University (2000) **SPECIAL INTERESTS:** Fishing, all sports **TURNED PROFESSIONAL:** 2000 **OTHER INFORMATION:** Continues to serve a Mormon mission in Mexico. Has not played competitive golf since 2003. Was a rookie on the PGA TOUR that year. Earned a spot in the field at the Sony Open in Hawaii through the Monday qualifier and finished T58. Posted his best finish at the B.C. Open where he finished T31. Opened with a 72 followed by three rounds in the 60s. B.C. Open finish topped his previous best showing,



Other Prominent Players

which was a T42 at the FBR Capital Open. Finished T26 at the 2002 PGA TOUR Qualifying Tournament in La Quinta, CA, to earn his TOUR card. Monday-qualified at the 2002 Touchstone Energy Tucson Open, but missed the 36-hole cut. Also qualified for the 2002 U.S. Open and finished T62. Played in the 2002 Utah Classic in September via a sponsor exemption and T4. Two weeks later won the State Farm Open in Rancho Cucamonga, CA, in a playoff after shooting a final-round 5-under-par 66, to earn a fully-exempt spot on the Nationwide Tour for the remainder of 2002 and all of 2003. At the time was the 15th Monday qualifier to win on the Nationwide Tour. Turned professional in September 2000. Made his first PGA TOUR start on a sponsor exemption at the Air Canada Championship, finishing T72. Four-time All-American at Brigham Young University who helped the Cougars reach as high as No. 5 in the national rankings. Member of the 2002 Palmer Cup team and the Pacific Coast Amateur team. Finished runner-up in the 1997 and 1999 Western Amateur. Father, NBC golf analyst Johnny Miller (BYU, 1968), has won 25 PGA TOUR events, including the U.S. Open (Oakmont, 1973) and the British Open (Royal Birkdale, 1976).

NATIONWIDE TOUR SUMMARY:

NATIONWIDE TOUR VICTORIES (1): 2002 State Farm Open.

MONEY & POSITION:

2000 — 0 2002 — 103,157 — 45

NATIONWIDE TOUR CAREER LOW ROUND: 66—2002 State Farm Open/4

NATIONWIDE TOUR CAREER SUMMARY: Tournaments Entered—7; in money—5; Top-10 finishes—2

NATIONWIDE TOUR CAREER EARNINGS: \$103,157

PGA TOUR SUMMARY:

BEST PGA TOUR CAREER FINISH: T31—2003 B.C. Open.

MONEY & POSITION:

2000 — 5,640 2002 — 12,794
2001 — 0 2003 — 134,930 —191

PGA TOUR CAREER SUMMARY: Tournaments Entered—30; in money—15; Top-10 finishes—0

PGA TOUR CAREER EARNINGS: \$153,364

MITCHELL, Stiles

FULL NAME: Stiles Mitchell **BIRTHDATE:** October 10, 1965 **BIRTHPLACE:** Augusta, GA **RESIDENCE:** Baton Rouge, LA; plays out of The Bluffs at Thompson Creek **HEIGHT:** 6-2 **WEIGHT:** 270 **FAMILY:** Wife, Tiffany; Ella Grace (9/2/03) **EDUCATION:** Georgia Southern University **SPECIAL INTERESTS:** Family, pets, fishing, hunting **TURNED PROFESSIONAL:** 1993 **OTHER INFORMATION:** Member of the Nationwide Tour since 1998. Made two of eight cuts in 2004, with a T37 at the Samsung Canadian PGA Championship his best outing. Made the cut in four of 14 starts in 2003, with his best performance a T25 at the Lake Erie Charity Classic, where he was T5, two strokes off the pace after 36 holes. Made the cut in seven of 24 starts in 2002, with his best finish a T7 at the Dayton Open. Made the cut on the number at Dayton and played as a solo on Saturday. Carded a 6-under 66 to jump from a T56 to a T27. Posted a career-best 8-under 64 on Sunday to move into the top 10. His 17-under par score also matched his career-best, a similar 17-under at the 2001 Shreveport Open. Finished No. 2 in Driving Distance (312.9 yards) that year. Made the cut in eight of 19 tournaments in 2001 with his best finish coming in his last event of the year, a T3 at the Shreveport Open. Finished No. 3 in Driving Distance (303.8 yards). Made the cut in five of 20 events in 2000, with his best finish a T12 at the Knoxville Open. Finished No. 3 in Driving Distance (300.7 yards). Best year came in his rookie season when he won the Permian Basin Open for his first career title. Posted rounds of 69-69-67-71 (12-under) to join Woody Austin and Jeff Barlow in a playoff at The Club at Mission Dorado. Collected first-place check of \$40,500 when he parred the first extra hole to win the playoff. Led the tournament in Driving Distance that week, with an average of 335.7 yards. Entered the tournament ranked No. 149 on the money list and jumped to No. 48 with the win. Finished No. 1 in Driving Distance in 1998 (306.7 yards). Winner of the 1997 Spencer Communications Classic on the Hooters Tour. Named Most Improved Player on 1997 Hooters Tour. Winner of numerous long-drive competitions, including the 1996 Master Blaster Long Drive Competition, featuring 24 of the longest drivers in the country. Made it to final stage of PGA TOUR National Qualifying Tournament on his first try. Is nicknamed "Big Daddy."



NATIONWIDE TOUR SUMMARY:

NATIONWIDE TOUR VICTORIES (1): 1998 Permian Basin Open.

MONEY & POSITION:

1998 — 47,049 — 51 2001 — 41,502 — 90 2004 — 3,690 —254
1999 — 7,044 — 144 2002 — 30,671 —116
2000 — 14,389 — 160 2003 — 9,871 —195

BEST 2004 NATIONWIDE TOUR FINISH: T37—Samsung Canadian PGA Championship.

NATIONWIDE TOUR CAREER LOW ROUND: 64—2002 Dayton Open/4

2004 NATIONWIDE TOUR SUMMARY: Tournaments Entered—8; in money—2; Top-10 finishes—0

NATIONWIDE TOUR CAREER SUMMARY: Tournaments Entered—141; in money—44; Top-10 finishes—4

NATIONWIDE TOUR CAREER EARNINGS: \$154,216

PGA TOUR SUMMARY:

MONEY & POSITION:

1995 — 0 1998 — 0

PGA TOUR CAREER SUMMARY: Tournaments Entered—2; in money—0; Top-10 finishes—0

MIYASE, Hirofumi (ME-Yaw-see)

FULL NAME: Hirofumi Miyase **BIRTHDATE:** April 11, 1971 **BIRTHPLACE:** Kimitsu, Chiba, Japan **RESIDENCE:** Kimitsu, Chiba, Japan **HEIGHT:** 5-6 **WEIGHT:** 154 **FAMILY:** Wife, Chieko; Aiko, Emiko, Ryutaro **SPECIAL INTERESTS:** Reading **TURNED PROFESSIONAL:** 1988 **OTHER INFORMATION:** Finished T34 at the 2004 First Tee Arkansas Classic in his only made cut in two career Nationwide Tour starts. Earned first PGA TOUR card via a T28 finish at the 2003 Qualifying Tournament. During rookie season in 2004, posted first career top-10, a T9 at the FedEx St. Jude Classic, in 35th career start. Ended the season No. 199 on the money list, with \$162,120. Member of the Japan Golf Tour since 1996 and six-time winner. Finished in the top 10 (ninth) on that Tour's money list in 2003 for third time in career. Won twice in 2003, the Tsuruya Open and Munsingwear Open KSB Cup. As 91st-ranked player in Official World Golf Ranking qualified for the 2001 WGC-Accenture Match Play Championship and finished T33, his only money finish in six career TOUR starts. Best season in Japan came in 2000, when he finished fifth and also won the Mitsubishi Motors Tournament and Tokai Classic. Other two victories in Japan came at the 1999 Visa Taiheiyo Masters, where he defeated Darren Clarke and Ryoken Kawagishi in a playoff, and the 1997 Sapporo Tokyu Open.



NATIONWIDE TOUR SUMMARY:

BEST NATIONWIDE TOUR CAREER FINISH: T34—2004 First Tee Arkansas Classic.

MONEY & POSITION:

2004 — 2,600 —280

BEST 2004 NATIONWIDE TOUR FINISH: T34—First Tee Arkansas Classic.

NATIONWIDE TOUR CAREER LOW ROUND: 70—2004 First Tee Arkansas Classic/2

2004 NATIONWIDE TOUR SUMMARY: Tournaments Entered—2; in money—1; Top-10 finishes—0

NATIONWIDE TOUR CAREER SUMMARY: Tournaments Entered—2; in money—1; Top-10 finishes—0

NATIONWIDE TOUR CAREER EARNINGS: \$2,600

PGA TOUR SUMMARY:

BEST PGA TOUR CAREER FINISH: T9—2004 FedEx St. Jude Classic.

MONEY & POSITION:

1994 — 0 2000 — 0 2003 — 0
1997 — 0 2001 — 0 2004 — 162,120 —199

BEST 2004 PGA TOUR FINISH: T9—FedEx St. Jude Classic.

2004 PGA TOUR SUMMARY: Tournaments Entered—27; in money—5; Top-10 finishes—1

PGA TOUR CAREER SUMMARY: Tournaments Entered—33; in money—6; Top-10 finishes—1

PGA TOUR CAREER EARNINGS: \$162,120

MOORE, Will

FULL NAME: William Lee Moore, Jr. **BIRTHDATE:** August 27, 1973 **BIRTHPLACE:** Nashville, TN **RESIDENCE:** Dallas, TX; plays out of Lakewood CC **HEIGHT:** 5-11 **WEIGHT:** 170 **FAMILY:** Single **EDUCATION:** Mississippi State University (1997, Fitness Management) **SPECIAL INTERESTS:** Music, outdoors activities **TURNED PROFESSIONAL:** 1997 **OTHER INFORMATION:** Will be a rookie on the 2005 Nationwide Tour. Has missed the cut in all four career appearances on the Nationwide Tour. Was named the Canadian Tour Rookie of the Year in 2004 after making nine of 13 cuts. Finished the season No. 20 on the Order of Merit. Has also finished inside the top 20 on the money list twice during his career on the Tight Lies Tour. Got his start in golf after getting injured playing soccer.



MORSE, Andy

FULL NAME: Andy Morse **BIRTHDATE:** December 29, 1958 **BIRTHPLACE:** Boston, MA **RESIDENCE:** Needham, MA; plays out of Blue Hill CC (Canton, MA) **HEIGHT:** 6-0 **WEIGHT:** 180 **FAMILY:** Wife, Sue **SPECIAL INTERESTS:** Computers, video games, radio-control planes **TURNED PROFESSIONAL:** 1984 **OTHER INFORMATION:** Member of the Nationwide Tour from 1990-93 and 2000-04. Made the cut in 12 of 23 starts on the 2004 Nationwide Tour. Cracked the top 25 on two occasions, including a season-best seventh-place showing at the Rheem Classic and T22 at the Lake Erie Charity Classic. Snuck into the top 100, claiming the No. 100 spot, with \$43,357 in earnings. Made the cut in half of his 20 starts in 2003, with his only top-10 coming at the Dayton Open where he posted four rounds in the 60s. His T4 at Dayton was his highest finish since winning the 2000 Utah Classic. Made the cut in seven of 17 starts in 2002, with his only top-10 coming at the Price Cutter Charity



Other Prominent Players

Championship. Second-round 63 helped him to a T8 finish in Springfield. Made the cut in 11 of 21 tournaments on Tour in 2001. Posted one top-10 finish, a T8 at the Arkansas Classic after rounds of 74-72-66-73. Made the cut in 12 of 17 events in 2000, with three top-10s and nine top-25 finishes. Did not get into an event until the Steamtown Classic, the 11th tournament of the year. Earned his first career win at the 2000 Utah Classic, where he opened with a 64 to trail leader Mark Hensby by one shot. Second-round 66 gave him a four-stroke lead at the halfway mark. Third-round 71 cut his lead to two over Bo Van Pelt. Closing 4-under 68 pushed him to two-stroke win over John Riegger. Became the 16th first-time winner on Tour in 2000. Season total of \$159,423 was more than he had earned in previous 112 starts on Nationwide Tour. Ranked No. 2 in Scoring Average (70.16), No. 3 in Putting (1.735) and No. 6 in Final-Round Scoring Average (69.67) for the year. Previous best year came in 1992 when he finished 21st on the money list, making the cut in 20 of 30 events, with six top-10 finishes. Runner-up that year at the Permian Basin Open and the 1991 Quicksilver Open in Pittsburgh, PA. Winner of seven Hooters Tour events from 1995-99. Won the Northeast Open in 1986-87, the New England Open in 1986-87, the Massachusetts Open in 1989 and 1993, the Maine Open in 1989 and the New Hampshire Open in 1989. Played the Southern Africa Tour in 1988-89.

NATIONWIDE TOUR SUMMARY:

NATIONWIDE TOUR VICTORIES (1): 2000 Utah Classic.

MONEY & POSITION:

1990 — 24,859 — 39	1997 — 784 — 249	2003 — 36,216 — 106
1991 — 38,387 — 25	2000 — 159,423 — 18	2004 — 43,357 — 100
1992 — 54,570 — 21	2001 — 46,798 — 85	
1993 — 16,478 — 87	2002 — 22,777 — 131	

BEST 2004 NATIONWIDE TOUR FINISH: 7—Rheem Classic.

NATIONWIDE TOUR CAREER LOW ROUND: 63—2002 Price Cutter Charity Championship/2

2004 NATIONWIDE TOUR SUMMARY: Tournaments Entered—23; in money—12; Top-10 finishes—1

NATIONWIDE TOUR CAREER SUMMARY: Tournaments Entered—210; in money—110; Top-10 finishes—21

NATIONWIDE TOUR CAREER EARNINGS: \$443,649

PGA TOUR SUMMARY:

BEST PGA TOUR CAREER FINISH: T49—1996 Canon Greater Hartford Open.

MONEY & POSITION:

1985 — 0	1996 — 11,355 — 270	1998 — 0
1991 — 0	1997 — 0	2004 — 0

2004 PGA TOUR SUMMARY: Tournaments Entered—1; in money—0; Top-10 finishes—0

PGA TOUR CAREER SUMMARY: Tournaments Entered—10; in money—3; Top-10 finishes—0

PGA TOUR CAREER EARNINGS: \$11,355

N

NOLAN, Keith

FULL NAME: Keith John Nolan **BIRTHDATE:** November 1, 1973 **BIRTHPLACE:** Dublin, Ireland **RESIDENCE:** Knoxville, TN; plays out of Bray GC (Ireland) **HEIGHT:** 5-9 **WEIGHT:** 186 **FAMILY:** Wife, Yolanda, Jennaly (9/27/00), Ceagan (7/17/02) **EDUCATION:** East Tennessee State University **SPECIAL INTERESTS:** Playing with his kids **TURNED PROFESSIONAL:** 1997 **OTHER INFORMATION:** Member of the Nationwide Tour in 1999, 2001-02 and 2004. Member of the PGA TOUR in 1998 and 2000. Most recently made the cut in seven of nine starts on the 2004 Nationwide Tour, earning \$19,793 to finish No. 152 on the final money list. Finished T21 at the Alberta Classic and T23 at the Envirocare Utah Classic for his season-best showings. Best season on Tour came in 1999 when he posted eight top-25 and two top-10 finishes in 25 events entered. Wrapped up the year No. 62 on the money list. Only two career top-10 showings came in back to back starts, finishing T8 at the Boise Open and T5 at the Oregon Classic. Played in 48 career PGA TOUR events, making nine cuts, with a career-best T20 finish at the 2000 Southern Farm Bureau Classic. Great Britain/Ireland Walker Cup team member in 1997. Winner of 1996 Irish Amateur, 1997 Irish Stroke Play, 1996 Hong Kong Amateur and 1996 Waterford Scratch Cup. Has had two aces in competitive play. Lists playing in the 1997 Walker Cup as his biggest thrill in golf. Lists his wife as his hero. Got his start in golf from his dad.



NATIONWIDE TOUR SUMMARY:

BEST NATIONWIDE TOUR CAREER FINISH: T5—1999 Oregon Classic.

MONEY & POSITION:

1997 — 3,015 — 168	2000 — 0	2003 — 0
1998 — 833 — 251	2001 — 8,001 — 186	2004 — 19,793 — 152
1999 — 45,930 — 62	2002 — 18,043 — 142	

BEST 2004 NATIONWIDE TOUR FINISHES: T21—Alberta Classic; T23—Envirocare Utah Classic.

NATIONWIDE TOUR CAREER LOW ROUND: 64—1997 Puget Sound Open/2

2004 NATIONWIDE TOUR SUMMARY: Tournaments Entered—9; in money—7; Top-10 finishes—0

NATIONWIDE TOUR CAREER SUMMARY: Tournaments Entered—76; in money—41; Top-10 finishes—2

NATIONWIDE TOUR CAREER EARNINGS: \$95,614

PGA TOUR SUMMARY:

BEST PGA TOUR CAREER FINISH: T20—2000 Southern Farm Bureau Classic.

MONEY & POSITION:

1998 — 17,203 — 251 2000 — 46,006 — 215

PGA TOUR CAREER SUMMARY: Tournaments Entered—48; in money—9; Top-10 finishes—0

PGA TOUR CAREER EARNINGS: \$63,209

O

ODOM, Bryant

FULL NAME: Bryant Richard Odom **BIRTHDATE:** March 17, 1979 **BIRTHPLACE:** Cartersville, GA **RESIDENCE:** Cartersville, GA; plays out of Cartersville CC **HEIGHT:** 5-10 **WEIGHT:** 160 **FAMILY:** Single **EDUCATION:** University of Georgia (2002, Business) **SPECIAL INTERESTS:** Reading, working out **TURNED PROFESSIONAL:** 2002 **OTHER INFORMATION:** Had never played in a Nationwide Tour or a PGA TOUR event prior to the 2004 season. Made the cut in 11 of 26 starts during his rookie season in 2004, including six top-25 finishes. Concluded the year No. 72 on the money list, with \$80,683. Had a season-best T3 at the BMW Charity Pro-Am at The Cliffs. Finished the event 16-under-par 271, one stroke out of a playoff eventually won by Ryuji Imada. Had a hole-in-one in that tournament on No. 16 during the second round at the Keowee Vineyards Course. A T6 at the Cox Classic rounded out his top-10 finishes. Made the cut in 15 of 20 starts on the 2003 Hooters Tour, with seven top-25 finishes and a scoring average of 70.82. Earned \$44,765 for the year and wound up No. 14 on the final money list. Was T3 at The Michelob Light Classic in March. Earned his first professional win at the The NGA/Hooters Tour Alabama Classic in mid-May. Was one shot off the lead entering the final round and posted a 2-under 68 to win by two strokes and collect the \$27,000 first-place check. Member of Georgia's 1999 NCAA national championship squad. Three-time All-Southeastern Conference selection. Southeastern Conference champion in 2001 and second-team All-American. Lists Greg Norman and Tiger Woods among his heroes. Plays out of the same club and shares the same teacher as former Nationwide Tour member and current PGA TOUR member Jason Bohn.



NATIONWIDE TOUR SUMMARY:

BEST NATIONWIDE TOUR CAREER FINISH: T3—2004 BMW Charity Pro-Am at The Cliffs.

MONEY & POSITION:

2004 — 80,683 — 72

BEST 2004 NATIONWIDE TOUR FINISHES: T3—BMW Charity Pro-Am at The Cliffs; T6—Cox Classic.

NATIONWIDE TOUR CAREER LOW ROUND: 65—3 times, most recent 2004 Cox Classic/3

2004 NATIONWIDE TOUR SUMMARY: Tournaments Entered—26; in money—11; Top-10 finishes—2

NATIONWIDE TOUR CAREER SUMMARY: Tournaments Entered—26; in money—11; Top-10 finishes—2

NATIONWIDE TOUR CAREER EARNINGS: \$80,683

OH, James

FULL NAME: James Oh **BIRTHDATE:** April 5, 1982 **BIRTHPLACE:** Los Angeles, CA **RESIDENCE:** Lakewood, CA **HEIGHT:** 5-8 **WEIGHT:** 160 **FAMILY:** Single **EDUCATION:** University of Nevada-Las Vegas **SPECIAL INTERESTS:** Movies, music, watching sports **TURNED PROFESSIONAL:** 2001 **OTHER INFORMATION:** Member of the Nationwide Tour from 2003-04. Struggled during his sophomore season on Tour, with a T58 at the First Tee Arkansas Classic representing his only made cut in 18 starts in 2004. One of a record eight players who played their way onto the 2003 Nationwide Tour. Made the cut in all eight appearances on the Tour. Despite limited action, still finished No. 46 on the money list, with \$97,334. Became the 16th Monday qualifier in Tour history to go on to victory with his triumph at the Mark Christopher Charity Classic. Shared the lead after each of the first two rounds and held a one-stroke lead over Jess Daley after 54 holes. Birdied the final hole of regulation to force a playoff and then birdied the third extra hole to defeat Daley. At 21 years, 5 months, 27 days, became the youngest winner in Tour history, supplanting David Duval who was a little more than three months older when he won the 1993 Wichita Open. For the season, posted par-or-better scores in 26 of 32 rounds. Played one year at the University of Nevada-Las Vegas in 2000-01 and had four top-10 finishes in 10 tournament starts, including a T4 at the John A. Burns Intercollegiate in Honolulu. Two-time AJGA first-team All-American. Two-time medalist at the Rolex Tournament of Champions. Won the 1998 U.S. Junior Championship. Quarterfinalist at the 1999 U.S. Amateur, Junior Amateur and Public Links. World Junior team member in 1999 and 2000.



Other Prominent Players

NATIONWIDE TOUR SUMMARY:

NATIONWIDE TOUR VICTORIES (1): 2003 Mark Christopher Charity Classic.

MONEY & POSITION:

2003 — 97,334 — 46 2004 — 1,513 — 338

BEST 2004 NATIONWIDE TOUR FINISH: T58—First Tee Arkansas Classic.

NATIONWIDE TOUR CAREER LOW ROUND: 65—2003 Mark Christopher Charity Classic/1

2004 NATIONWIDE TOUR SUMMARY: Tournaments Entered—18; in money—1; Top-10 finishes—0

NATIONWIDE TOUR CAREER SUMMARY: Tournaments Entered—26; in money—9; Top-10 finishes—1

NATIONWIDE TOUR CAREER EARNINGS: \$98,846

O'MALLEY, Peter

FULL NAME: Peter Anthony O'Malley **BIRTHDATE:** June 23, 1965

BIRTHPLACE: Bathurst, Australia **RESIDENCE:** Sydney, Australia

HEIGHT: 5-9 **WEIGHT:** 190 **FAMILY:** Wife, Jill; Thomas (1994),

Jessica (1996) **SPECIAL INTERESTS:** All sports, fishing **TURNED**

PROFESSIONAL: 1987 **OTHER INFORMATION:** Member of the

European Tour since 1990 and the PGA Tour of Australasia since 1994.

Has never finished lower than No. 85 on the European Tour Order of

Merit the past 16 seasons. The three-time winner recently finished

No. 35 on the European Tour Order of Merit, thanks to nine top-20 finishes. Season-best T2

at the Smurfit European Open. Has played in six career events on the Nationwide Tour,

including four top-10 finishes. Posted a pair of T6 performances in his only two starts in

2003—at the Jacob's Creek Open and the Holden Clearwater Classic. Opened the 2002

Nationwide Tour season by sharing the first-round lead at the Jacob's Creek Open. Held a

four-shot lead after 36 holes. Third-round 76 dropped him five off the pace, eventually

finished T4. Grabbed the third-round lead the following week at the Holden Clearwater Classic

in New Zealand. Final-round 68 put him at 17-under and a winner by five shots. Defeated

Tiger Woods, 2 and 1, in the opening round of the 2002 WGC-Accenture Match Play

Championship and then lost to Nick Price in the second round. Was ranked No. 66 in the

world and made it into the field only after Jose Coceres and Thomas Bjorn withdrew

because of injuries. At British Open, finished T8 after posting a final-round 65 at Muirfield.

Finished second at the Heineken Classic and T9 at the Volvo PGA Championship on the 2002

European Tour. Three European Tour wins including the 2001 Compass Group English Open.

Also won the 1998 Canon Challenge on the Australasian Tour and the 1995 New Zealand

Open. Won the 1992 Scottish Open after playing the final seven holes in 5-under to edge

Colin Montgomerie. Finished runner-up to Mark James in his first European Tour event, the

1989 Dubai Desert Classic. Has represented Australia in the Dunhill Cup. Spent time as a

greenskeeper at Bathurst GC. Former Australian Junior champion. Learned to play golf from

his father, a New South Wales champion.



NATIONWIDE TOUR SUMMARY:

NATIONWIDE TOUR VICTORIES (1): 2002 Holden Clearwater Classic.

MONEY & POSITION:

2002 — 121,125 — 34 2003 — 38,893 — 101 2004 — 0

BEST 2004 NATIONWIDE TOUR FINISHES: T6—Jacob's Creek Open, Clearwater Classic.

NATIONWIDE TOUR CAREER LOW ROUND: 64—2003 Clearwater Classic/2

2004 NATIONWIDE TOUR SUMMARY: Tournaments Entered—1; in money—0; Top-10 finishes—0

NATIONWIDE TOUR CAREER SUMMARY: Tournaments Entered—6; in money—5;

Top-10 finishes—4

NATIONWIDE TOUR CAREER EARNINGS: \$160,018

PGA TOUR SUMMARY:

BEST PGA TOUR CAREER FINISH: T7—1997 British Open Championship.

MONEY & POSITION:

1988 — 0 1997 — 68,137 — 187 2002 — 128,766

1992 — 0 1998 — 39,094 — 216 2003 — 11,050

1993 — 9,220 — 241 1999 — 23,903 — 251 2004 — 0

1995 — 9,411 — 260 2000 — 0

1996 — 33,552 — 214 2001 — 0

2004 PGA TOUR SUMMARY: Tournaments Entered—1; in money—0; Top-10 finishes—0

PGA TOUR CAREER SUMMARY: Tournaments Entered—32; in money—19; Top-10 finishes—2

PGA TOUR CAREER EARNINGS: \$323,132

OSBORN, Payton

FULL NAME: Payton Lee Osborn **BIRTHDATE:** November 28, 1978

BIRTHPLACE: Birmingham, AL **RESIDENCE:** Birmingham, AL

HEIGHT: 5-10 **WEIGHT:** 170 **FAMILY:** Wife, Tamsyn; Kaleb **EDUCA-**

TION: University of Alabama-Birmingham **SPECIAL INTERESTS:**

Music, movies **TURNED PROFESSIONAL:** 2001 **OTHER INFOR-**

MATION: Missed the cut at the 2004 U.S. Open, his only start on

either the PGA TOUR or Nationwide Tour. Has also played on the

Gateway Tour. Two-time winner on the Emerald Coast Tour. Was the

1999 and 2000 Alabama State Amateur champion. Was an all-state baseball player. Went

on to play baseball at Mississippi State until he had arm surgery. Cites playing in the 2004

U.S. Open as his biggest thrill in golf. Lists his parents as his heroes. Took up the game of

golf after having elbow surgery in 1998. His younger brother plays golf for the University of

Alabama-Birmingham, while his sister is a cheerleader for Ole Miss.



P

PAPPAS, Deane

FULL NAME: Deane Pappas **BIRTHDATE:** December 12, 1967

BIRTHPLACE: Phalaborwa, South Africa **RESIDENCE:** Orlando, FL;

plays out of West Orange CC **HEIGHT:** 5-11 **WEIGHT:** 180 **FAMILY:**

Wife, Shona; Callen (10/23/98), Devyn (4/8/02) **EDUCATION:**

University of Arkansas **SPECIAL INTERESTS:** Fishing **TURNED**

PROFESSIONAL: 1992 **OTHER INFORMATION:** Member of

Nationwide Tour 1996-98 and 2000-01 and PGA TOUR in 1999 and

2002-04. Two top-25 finishes in 22 starts on the 2004 PGA TOUR. Best

showing was T11 at EDS Byron Nelson Championship. One top-25 in 24 starts, a T19 at the

BellSouth Classic, resulted in 181st-place finish on the 2003 PGA TOUR money list. Regained

TOUR status via a T28 finish at the 2003 Qualifying Tournament. Posted first top-10 of TOUR

career with a T6 at the 2002 Bob Hope Chrysler Classic. Recorded first double eagle of the

2002 season on the 501-yard, par-5 18th hole at Indian Wells CC. In last event of the season,

recorded a career-best finish with a solo second at rain-shortened Southern Farm Bureau

Classic, one shot behind champion Luke Donald. Career-best paycheck of \$280,800 increased

season earnings to \$494,404, moving from 170th to 129th on 2002 TOUR money list.

Returned to PGA TOUR in 2002 for second time after finishing fifth on the 2001 Nationwide

Tour money list. Along with brother Brenden, became first brother combination to earn PGA

TOUR cards by graduating from Nationwide Tour via the top 15. Had eight top-10s in 2001,

including his second career victory and two runner-up finishes. Won Nationwide Tour's

Monterrey Open in Mexico. Finished second to Chad Campbell at Nationwide Tour's

Monterrey Peninsula Classic, when Campbell broke tie with birdie on 72nd hole. Won the

2001 South African PGA Championship. First Nationwide Tour victory came at 2000

Nationwide Greater Cleveland Open. Rookie on the PGA TOUR in 1999 after finishing T2 at

the 1998 PGA TOUR Qualifying Tournament in Palm Springs, CA. Three-time All-America

selection at the University of Arkansas, where he was a teammate of John Daly.



NATIONWIDE TOUR SUMMARY:

NATIONWIDE TOUR VICTORIES (2): 2000 Cleveland Open. 2001 Monterrey Open.

MONEY & POSITION:

1992 — 3,195 — 156 1997 — 30,044 — 65 2003 — 4,343 — 243

1993 — 11,140 — 102 1998 — 92,317 — 25 2004 — 0

1994 — 735 — 239 2000 — 102,693 — 51

1996 — 47,503 — 42 2001 — 271,169 — 5

NATIONWIDE TOUR CAREER LOW ROUND: 63—3 times, most recent 1998 Fort Smith Classic/4

2004 NATIONWIDE TOUR SUMMARY: Tournaments Entered—1; in money—0; Top-10 finishes—0

NATIONWIDE TOUR CAREER SUMMARY: Tournaments Entered—140; in money—80; Top-10 finishes—21

NATIONWIDE TOUR CAREER EARNINGS: \$563,138

PGA TOUR SUMMARY:

BEST PGA TOUR CAREER FINISH: 2—2002 Southern Farm Bureau Classic.

MONEY & POSITION:

1992 — 0 1999 — 113,380 — 189 2004 — 346,633 — 161

1993 — 4,537 — 274 2002 — 494,404 — 129

1994 — 0 2003 — 189,955 — 181

BEST 2004 PGA TOUR FINISHES: T11—EDS Byron Nelson Championship; T17—Deutsche Bank Championship.

2004 PGA TOUR SUMMARY: Tournaments Entered—22; in money—14; Top-10 finishes—0

PGA TOUR CAREER SUMMARY: Tournaments Entered—115; in money—50; Top-10 finishes—2

PGA TOUR CAREER EARNINGS: \$1,148,909

Other Prominent Players

PAREL, Scott (puh-REL)

FULL NAME: Scott Adam Parel **BIRTHDATE:** May 15, 1965 **BIRTHPLACE:** Pontiac, MI **RESIDENCE:** Augusta, GA; plays out of West Lake CC **HEIGHT:** 5-5 **WEIGHT:** 160 **FAMILY:** Wife, Mary; Kayla (10/24/91), Cory (11/27/95) **EDUCATION:** University of Georgia (1986, Computer Science) **SPECIAL INTERESTS:** Playing with his kids **TURNED PROFESSIONAL:** 1996 **OTHER INFORMATION:** Played in just two events on the 2004 Nationwide Tour. Was T66 at the LaSalle Bank Open. Member of the Nationwide Tour in 2003. Made the cut in just two of 18 starts, with a T42 at the Reese's Cup Classic his career-best showing. Qualified for the 2002 U.S. Open at Bethpage, but missed the cut in his only career PGA TOUR start. Worked as a computer programmer and database administrator for 10 years following college. Turned professional in 1996 and has won a mini-tour event every year since. Lists Jack Nicklaus and Michael Jordan among his heroes. His father introduced him to the game of golf.



NATIONWIDE TOUR SUMMARY:

BEST NATIONWIDE TOUR CAREER FINISH: T42—2003 The Reese's Cup Classic.

MONEY & POSITION:

1998 — 0	2000 — 0	2003 — 3,344 —259
1999 — 0	2002 — 1,360 —299	2004 — 1,674 —317

BEST 2004 NATIONWIDE TOUR FINISH: T66—LaSalle Bank Open.

NATIONWIDE TOUR CAREER LOW ROUND: 68—3 times, most recent 2004 LaSalle Bank Open/1

2004 NATIONWIDE TOUR SUMMARY: Tournaments Entered—2; in money—1; Top-10 finishes—0

NATIONWIDE TOUR CAREER SUMMARY: Tournaments Entered—25; in money—4; Top-10 finishes—0

NATIONWIDE TOUR CAREER EARNINGS: \$6,378

PGA TOUR SUMMARY:

MONEY & POSITION:

2002 — 0

PGA TOUR CAREER SUMMARY: Tournaments Entered—1; in money—0; Top-10 finishes—0

PATE, Steve

FULL NAME: Stephen Robert Pate **BIRTHDATE:** May 26, 1961 **BIRTHPLACE:** Ventura, CA **RESIDENCE:** Agoura Hills, CA; plays out of North Ranch CC (Westlake, CA) **HEIGHT:** 6-0 **WEIGHT:** 200 **FAMILY:** Wife, Sheri; Nicole (3/12/88), Sarah (10/8/90) **EDUCATION:** UCLA (1984, Psychology) **SPECIAL INTERESTS:** Fishing, reading, food **TURNED PROFESSIONAL:** 1983 **OTHER INFORMATION:** Finished 191st on the 2004 PGA TOUR money list after earning one top 25 in 24 starts, a T15 at the HP Classic of New Orleans. Made an appearance in 16 PGA TOUR events and six Nationwide Tour events in 2003. Playing on a sponsor exemption, carded four rounds in the 60s to finish T4 at the 2003 Greater Hartford Open, first top-10 since a T5 at the 2001 B.C. Open. Returned to PGA TOUR Qualifying tournament in 2003 and finished T21. Played in 21 TOUR events in 2002, with three top-25s. Held first-round lead at The 2002 INTERNATIONAL and finished 35th. David Duval's final-round 59 kept him from earning his seventh career PGA TOUR title at the 1999 Bob Hope Chrysler Classic. Finished T4 in 1999 Masters. During third-round 65, tied Augusta National record with seven consecutive birdies. Captain's Choice for 1999 U.S. Ryder Cup team. Named 1999 PGA TOUR Comeback Player of the Year. Earned first victory since 1992 Buick Invitational with one-stroke win at 1998 CVS Charity Classic. Win capped comeback from January 1996 car crash in California desert that left him with broken right hand, wrist and cheekbone. Ran into rear end of slow-moving truck while on way home from Phoenix Open. Made successful return to TOUR in 1997, following 1996 wrist injury, playing in 28 events and making cut 15 times. Ranked among top 100 on money list for first time since 1994. After fracturing right wrist in early season traffic accident in 1996, cracked bone in left wrist that August when he tripped on a dock. Won fog-curtailed 1992 Buick Invitational of California by one stroke over Chip Beck. Captured The Honda Classic en route to a career-best sixth on the money list in 1991. At 1991 Ryder Cup, played in only one match due to bruised hip suffered in traffic accident on way to team banquet. Won two events in 1988, the MONY Tournament of Champions and the Shearson Lehman Hutton-Andy Williams Open. Was 1983 Pac-10 champion and All-American at UCLA. Older brother John has competed in 1996 U.S. Amateur and 1996 and 2000 U.S. Mid-Amateur. Teammate of TOUR members Corey Pavin, Duffy Waldorf, Tom Pernice Jr. and Jay Delsing at UCLA.



NATIONWIDE TOUR SUMMARY:

BEST NATIONWIDE TOUR CAREER FINISH: T10—2002 Greater Richmond Open.

MONEY & POSITION:

1996 — 980 —233	2002 — 10,625 —172	2003 — 10,909 —186
-----------------	--------------------	--------------------

NATIONWIDE TOUR CAREER LOW ROUND: 66—2002 Greater Richmond Open/3

NATIONWIDE TOUR CAREER SUMMARY: Tournaments Entered—9; in money—6; Top-10 finishes—1

NATIONWIDE TOUR CAREER EARNINGS: \$22,514

PGA TOUR SUMMARY:

PGA TOUR VICTORIES (6): 1987 Southwest Golf Classic. 1988 MONY Tournament of Champions, Shearson Lehman Hutton Andy Williams Open. 1991 Honda Classic. 1992 Buick Invitational of California. 1998 CVS Charity Classic.

MONEY & POSITION:

1985 — 89,358 — 86	1992 — 472,626 — 30	1999 — 1,755,960 — 13
1986 — 176,100 — 51	1993 — 254,841 — 64	2000 — 649,674 — 72
1987 — 335,728 — 26	1994 — 291,651 — 64	2001 — 271,967 —151
1988 — 582,473 — 12	1995 — 89,758 —168	2002 — 220,183 —172
1989 — 306,554 — 35	1996 — 10,403 —274	2003 — 192,518 —180
1990 — 334,505 — 39	1997 — 261,436 — 95	2004 — 199,569 —191
1991 — 727,997 — 6	1998 — 782,504 — 34	

BEST 2004 PGA TOUR FINISH: T15—HP Classic of New Orleans.

2004 PGA TOUR SUMMARY: Tournaments Entered—24; in money—10; Top-10 finishes—0

PGA TOUR CAREER SUMMARY: Tournaments Entered—533; in money—359; Top-10 finishes—67

PGA TOUR CAREER EARNINGS: \$8,005,806

PERCY, Cameron

FULL NAME: Cameron Blair Percy **BIRTHDATE:** May 5, 1974 **BIRTHPLACE:** Chelsea, Victoria, Australia **RESIDENCE:** Dingley, Victoria, Australia; plays out of Southern GC **HEIGHT:** 6-0 **WEIGHT:** 165 **FAMILY:** Wife, Katie **SPECIAL INTERESTS:** Politics **TURNED PROFESSIONAL:** 1998 **OTHER INFORMATION:** Finished T61 at the 2004 Jacob's Creek Open and missed the cut at the New Zealand PGA Championship. Finished T14 at the 2003 Jacob's Creek Open, one of two made cuts in six career appearances on the Nationwide Tour. Missed the cut at the 2003 British Open Championship, his only career PGA TOUR start. Also played on the Australasian Tour and the Asian PGA TOUR. Two-time winner of the Tasmanian Open (1997-98). Winner of the 1998 Malaysian Amateur. Lists qualifying for the 2003 British Open and having his wife as his caddie that week as his biggest thrill in golf. Lists Greg Norman and Peter Daisos as his heroes. Got his start in golf by using an old set of his grandmother's clubs. Grew up wanting to be a tennis player, but gave up the sport when his racket broke and he couldn't afford a new one. Non-golf related jobs include working as a sports reporter.



NATIONWIDE TOUR SUMMARY:

BEST NATIONWIDE TOUR CAREER FINISH: T14—2003 Jacob's Creek Open.

MONEY & POSITION:

2003 — 10,542 —190	2004 — 1,650 —324
--------------------	-------------------

BEST 2004 NATIONWIDE TOUR FINISH: T61—Jacob's Creek Open.

NATIONWIDE TOUR CAREER LOW ROUND: 70—3 times, most recent 2004 Jacob's Creek Open/1

2004 NATIONWIDE TOUR SUMMARY: Tournaments Entered—2; in money—1; Top-10 finishes—0

NATIONWIDE TOUR CAREER SUMMARY: Tournaments Entered—6; in money—2; Top-10 finishes—0

NATIONWIDE TOUR CAREER EARNINGS: \$12,192

PGA TOUR SUMMARY:

MONEY & POSITION:

2003 — 0

PGA TOUR CAREER SUMMARY: Tournaments Entered—1; in money—0; Top-10 finishes—0

PINNEO, Todd (PENNY-oh)

FULL NAME: Todd Douglas Pinneo **BIRTHDATE:** September 10, 1972 **BIRTHPLACE:** Marshalltown, IA **RESIDENCE:** Fayetteville, AR; plays out of Lost Springs GC **HEIGHT:** 5-6 **WEIGHT:** 170 **FAMILY:** Single **EDUCATION:** New Mexico State University (1996) **SPECIAL INTERESTS:** Fishing **TURNED PROFESSIONAL:** 1996 **OTHER INFORMATION:** Will be a rookie on the 2005 Nationwide Tour. Made the cut in two of three career starts on Tour, with a T24 at the 2002 Price Cutter Charity Championship his best showing. Finished No. 23 on the 2003 Hooters Tour, making the cut in 12 of 18 starts, including a season-best playoff loss to Jake Reeves. Member of the Golden Bear Tour in 1996. Lists shooting a 59 at his home course (Paradise Valley) as his biggest thrill in golf. Lists his parents as his heroes. Got his start in golf from his dad and grandparents.



PORTER, Ewan

FULL NAME: Ewan Andrew Porter **BIRTHDATE:** July 4, 1982 **BIRTHPLACE:** Sydney, New South Wales, Australia **RESIDENCE:** Sydney, New South Wales, Australia; plays out of Cronulla GC **HEIGHT:** 6-0 **WEIGHT:** 180 **FAMILY:** Single **SPECIAL INTERESTS:** Rugby, music, working out, surfing **TURNED PROFESSIONAL:** 2001 **OTHER INFORMATION:** Will be playing his rookie season on the Nationwide Tour. Has never played on the PGA TOUR or Nationwide Tour. Made the cut in all three starts on the 2004 Asian Tour, with a



Other Prominent Players

T15 at the Carlsberg Masters his best showing. Played on the Australasian Tour from 2001-03. Made five of six cuts on that Tour in 2002, including three top-25 finishes. Best outing was T19 at the New South Wales Masters. Competed for Australia in the 2000 Clare Higson Trophy annual event, featuring the best under-18 golfers from Australia and New Zealand. Lists qualifying for the final stage of the 2004 PGA TOUR National Qualifying Tournament as his biggest thrill in golf.

Q

QUINN, Fran

FULL NAME: Fran Quinn **BIRTHDATE:** March 11, 1965 **BIRTHPLACE:** Worcester, MA **RESIDENCE:** Holden, MA; plays out of TPC of Boston (Norton, MA) **HEIGHT:** 6-0 **WEIGHT:** 175 **FAMILY:** Wife, Lori; Owen (7/22/98), Katie (9/8/00), Sean (4/30/02) **EDUCATION:** Northwestern University (1987, Economics) **SPECIAL INTERESTS:** Family, all sports **TURNED PROFESSIONAL:** 1988 **OTHER INFORMATION:** Nationwide Tour member in 1991 and 1998-2004. Made the cut in 15 of 25 appearances in 2004, including six top-25 finishes. Finished the season No. 69 on the official money list, with \$86,989. Finished T4 at the LaSalle Bank Open for his only top-10 showing. Made the cut in 15 of 25 appearances on the 2003 Nationwide Tour, including seven top-25 appearances. Wrapped up the season with \$82,327 and the No. 60 position on the final money list. Went 6-under-par in a five-hole stretch at the Henrico County Open (T8) to equal the best birdie-eagle streak of the season. Fired a career-best, 10-under 62 to vault into a share of the 54-hole lead at the Omaha Classic. Ranked No. 1 on Tour in Eagles (20). Made the cut in seven of 17 starts on the Nationwide Tour in 2002, with five top-25 finishes. Best finish was a T9 at the Oregon Classic, where he established the Shadow Hills CC course record with an 8-under-par 64 in the second round to move into contention. Ranked No. 3 on Tour in Putting Average (1.737). Made the cut in 12 of 23 tournaments on the Nationwide Tour in 2001. Managed only one top-10 finish, finishing 10th at the Shreveport Open. Set the new course record with a 65 (6-under) at the Cliffs Keowee Vineyards course during the BMW Charity Pro-Am at The Cliffs. Made the cut in 15 of 25 events in 2000, with seven top-25 finishes. Earned his second career title at the season-opening Florida Classic. Trained 54-hole leader Mark Hensby by three strokes at the start of Sunday's final round. Final-round 66 was good enough to overtake Hensby and win by three, earning him \$72,000 first-place check. Collected his first career title at the 1999 Dakota Dunes Open, defeating Ryan Howison and Craig Kanada in a playoff. Victory was worth \$63,000 and moved him from No. 56 to No. 9 on the money list. Earned his 1992 PGA TOUR card after finishing T8 at the 1991 Qualifying Tournament. Finished the 1992 TOUR season No. 191 on the money list with T12 at the Canadian Open his best finish. T9 at the 1994 New England Classic marked his best career PGA TOUR showing. Won the 1999 Mittweide Thailand Open in early December by one stroke over five players. A week later, fired a final-round 65 to finish 18-under par and win the Asian PGA Davidoff Tour season-ending \$500,000 Omega PGA Championship. Earned \$80,750 for the victory and became only the second player ever to win back-to-back events on the Asian Tour. Had a hole-in-one in the second round and won his weight in whiskey for the feat. Runner-up at the 1998 Korean Open and the 1997 Singapore Open. 1990 Massachusetts Open champion. 1997 New Hampshire Open champion. Played in the U.S. Open in 1990, 1992 and 1994. Was a ski instructor during his high school days.



NATIONWIDE TOUR SUMMARY:

NATIONWIDE TOUR VICTORIES (2): 1999 Dakota Dunes Open. 2000 Florida Classic.

MONEY & POSITION:

1990 — 0	1996 — 3,900 — 168	2001 — 61,015 — 66
1991 — 25,470 — 49	1997 — 400 — 276	2002 — 34,703 — 100
1992 — 850 — 245	1998 — 10,396 — 124	2003 — 82,327 — 60
1994 — 5,555 — 133	1999 — 106,751 — 18	2004 — 86,988 — 69
1995 — 490 — 261	2000 — 125,479 — 39	

BEST 2004 NATIONWIDE TOUR FINISH: T4—LaSalle Bank Open.

NATIONWIDE TOUR CAREER LOW ROUND: 62—2003 Omaha Classic/3

2004 NATIONWIDE TOUR SUMMARY: Tournaments Entered—25; in money—15; Top-10 finishes—1

NATIONWIDE TOUR CAREER SUMMARY: Tournaments Entered—198; in money—103; Top-10 finishes—11

NATIONWIDE TOUR CAREER EARNINGS: \$544,326

PGA TOUR SUMMARY:

BEST PGA TOUR CAREER FINISH: T9—1994 New England Classic.

MONEY & POSITION:

1988 — 0	1992 — 36,155 — 191	1997 — 0
1989 — 0	1993 — 0	1998 — 3,463 — 336
1990 — 16,824 — 216	1994 — 30,365 — 210	1999 — 0
1991 — 2,569 — 275	1996 — 2,616 — 353	

PGA TOUR CAREER SUMMARY: Tournaments Entered—46; in money—13; Top-10 finishes—1

PGA TOUR CAREER EARNINGS: \$91,992

R

RODGER, Alex

FULL NAME: Alex Rodger **BIRTHDATE:** December 6, 1978 **BIRTHPLACE:** Huntsville, AL **RESIDENCE:** Redlands, CA; plays out of Redlands CC **HEIGHT:** 6-3 **WEIGHT:** 205 **FAMILY:** Wife, Mariana **EDUCATION:** Pepperdine University (2001, Public Relations) **SPECIAL INTERESTS:** Poker **TURNED PROFESSIONAL:** 2001 **OTHER INFORMATION:** Finished T46 at the 2004 Mark Christopher Charity Classic, his only made cut in three career appearances on the Nationwide Tour. Has also played on the Hooters Tour and the Asian PGA Tour. Earned All-West Coast Conference honors at Pepperdine. Cites the first time Pepperdine qualified for the NCAA Championship as his biggest thrill in golf. Was joined on the golf team at Pepperdine by his twin brother. Lists his parents as his heroes. Got his start in golf from his dad.



ROSSETTI, Todd

FULL NAME: Christopher Todd Rossetti **BIRTHDATE:** November 26, 1974 **BIRTHPLACE:** Amarillo, TX **RESIDENCE:** Plano, TX; plays out of Stonebridge CC and Royal Oaks CC **HEIGHT:** 5-10 **WEIGHT:** 190 **FAMILY:** Wife, Sheri **EDUCATION:** Sam Houston State University (1998, Business) **SPECIAL INTERESTS:** Fishing **TURNED PROFESSIONAL:** 1998 **OTHER INFORMATION:** Will be a rookie on the 2005 Nationwide Tour. Has missed the cut in four career starts on the Nationwide Tour. Playing on the Tight Lies Tour, picked up his first professional victory at the 2003 Abilene Open, besting Craig Lile in a playoff. That victory earned him status on the Tight Lies Tour in 2004, where he finished No. 29 on the money list. Earned first-team All-Southland Conference honors in 1998. Led the team in stroke average his senior season. Biggest thrill in golf was playing in the 2000 Byron Nelson Classic, one of two career starts on the PGA TOUR. Lists his dad, who gave him his start in golf, as his hero.



RUNGE, Steve

FULL NAME: Steven Paul Runge **BIRTHDATE:** June 12, 1968 **BIRTHPLACE:** Newport Beach, CA **RESIDENCE:** Valrico, FL; plays out of River Hills CC **HEIGHT:** 6-2 **WEIGHT:** 175 **FAMILY:** Wife, Kathy; Cole Steven (5/19/00) **EDUCATION:** Ohio State University (1992, Education) **SPECIAL INTERESTS:** Movies, sports **TURNED PROFESSIONAL:** 1992 **OTHER INFORMATION:** Member of Nationwide Tour in 1995-96 and 2000-04. Made the cut in 11 of 24 starts in 2004, finishing No. 141 on the money list. Had a hole-in-one at No. 14 during the first round of the Lake Erie Charity Classic. Made the cut in 10 of 24 starts in 2003, with a pair of top-25s to his credit. Third-round 67 helped him to a T15 finish at the BMW Charity Pro-Am at The Cliffs. Career-low 63 in the second round of the Omaha Classic moved him into a tie for third after 36 holes. Wound up T12 at 18-under par. Made the cut in just four of 19 starts in 2002. Opening-round 65 at the Fort Smith Classic was his best of the year. Was tied for second after the first 18 in Fort Smith, eventually finishing T32. Finished T2 at the 2002 Canadian Tour's Texas Challenge. Made the cut in eight of 24 tournaments during the 2001 campaign, including T2 at the Louisiana Open. Finished 76th on the money list, with \$53,428. During the 2000 season made the cut in 16 of 27 events, with two top-10 and five top-25 finishes. Earned his first career win at the Richmond Open in mid-May. Charged into contention from three strokes back in Sunday's final round with birdie putts of 30, 50 and 10 feet on the first three holes. Added an eagle-2 on the par-4 12th hole for his second eagle on a par 4 that week. Posted a final-round 66 but needed a birdie on the 72nd hole to get to 8-under for the tournament. Waited as former four-year Ohio State University teammate and roommate Chris Smith bogeyed the final hole to drop into a playoff. Defeated Smith when he holed a greenside bunker shot on the first extra hole for a birdie and Smith missed a 25-foot birdie putt to tie. First-place check was worth \$72,000 and moved him from No. 90 to No. 11 on the money list. His wife, Kathy, was home in Florida at the time and delivered their first child, Cole Steven, less than a week after the win. Returned to the Tour three weeks later and tallied his other top-10 finish, a T5 at the Dayton Open. Won the 2001 Panama Panasonic Open on the Canadian Tour. Won the 1997 Utah Open, one of five wins on the Golden State Tour. Played in Asia in 1993 and wound up losing 15 pounds in less than three months after getting sick from the food and water. College teammate and roommate of PGA TOUR player Chris Smith and former TOUR player Craig Kanada. His father got him started in the game of golf. Cites winning the Richmond Open as his biggest thrill in golf.



NATIONWIDE TOUR SUMMARY:

NATIONWIDE TOUR VICTORIES (1): 2000 Richmond Open.

MONEY & POSITION:

1993 — 0	2000 — 126,066 — 38	2003 — 33,848 — 110
1995 — 7,600 — 138	2001 — 53,428 — 76	2004 — 21,730 — 141
1996 — 1,120 — 219	2002 — 7,781 — 190	

BEST 2004 NATIONWIDE TOUR FINISH: T26—Cox Classic.

NATIONWIDE TOUR CAREER LOW ROUND: 63—2003 Omaha Classic/2

Other Prominent Players

2004 NATIONWIDE TOUR SUMMARY: Tournaments Entered—24; in money—11; Top-10 finishes—0

NATIONWIDE TOUR CAREER SUMMARY: Tournaments Entered—164; in money—57; Top-10 finishes—3

NATIONWIDE TOUR CAREER EARNINGS: \$251,572

PGA TOUR SUMMARY:

MONEY & POSITION:

1993 — 0

PGA TOUR CAREER SUMMARY: Tournaments Entered—2; in money—0; Top-10 finishes—0

RUSK, Jon

FULL NAME: Jon Charles Rusk **BIRTHDATE:** April 23, 1979 **BIRTHPLACE:** Washington, PA **RESIDENCE:** Auburn, AL; plays out of Yardley CC **HEIGHT:** 5-9 **WEIGHT:** 155 **FAMILY:** Single **EDUCATION:** Auburn University, Temple University **SPECIAL INTERESTS:** Video games **TURNED PROFESSIONAL:** 2002 **OTHER INFORMATION:** Will be playing his rookie season on the 2005 Nationwide Tour. Playing as an amateur, finished 63rd at the 2002 Hershey Open in his only career start on either the PGA TOUR or Nationwide Tour. Has also played on the Gateway Tour. Winner of the 2002 Atlantic 10 Championship while at Temple University, one of two collegiate victories. Says beating his friends is his biggest thrill in golf. Lists Vijay Singh as his hero. Got his start in golf from his dad.



S

SAUERS, Gene

FULL NAME: Gene Sauers **BIRTHDATE:** August 22, 1962 **BIRTHPLACE:** Savannah, GA **RESIDENCE:** Savannah, GA **HEIGHT:** 5-8 **WEIGHT:** 150 **FAMILY:** Wife, Tammy; Gene Jr. (1/23/89), Rhett (7/16/90), Dylan Thomas (8/30/93) **EDUCATION:** Georgia Southern University **SPECIAL INTERESTS:** Snow skiing, hunting, sport fishing **TURNED PROFESSIONAL:** 1984 **OTHER INFORMATION:** Finished 170th on 2004 PGA TOUR money list after earning just one top 10 in 30 starts, a T5 at the Ford Championship at Doral. His third-round, 8-under-par 64 marked his best round on the PGA TOUR since a 64 in the opening round of the 1997 LaCantera Texas Open. Finished 159th on 2003 money list. One top-10 in 30 starts, a T10 at season-opening Mercedes Championships. Voted 2002 PGA TOUR Comeback Player of the Year. Jumped into top 100 in earnings for first time since 1995, thanks to a victory at Air Canada Championship after more than 13 years without a TOUR win. In only his fourth TOUR appearance of year, earned third career TOUR victory. Held one-stroke lead after 54 holes over Robert Allenby and Peter Lonard, and recorded a bogey-free round on Sunday to stave off runner-up Steve Lowery by one shot. First-place check of \$630,000 was the largest paycheck of his career, and topped his previous PGA TOUR season-best of \$374,485 in 1990. Span between 1989 Hawaiian Open victory and 2002 Air Canada title was 245 events, and the time between victories was 13 years, six months and 20 days, the fifth-longest in PGA TOUR history. Made 10 of 11 cuts on Nationwide Tour prior to Air Canada victory. Split time between the PGA TOUR and Nationwide Tour from 1998 to 2002. Earned his first Nationwide Tour win at the 1998 South Carolina Classic, becoming the first former PGA TOUR champion to win a Nationwide Tour event since Mark Carnevale won the 1997 Inland Empire Open. Finished a career-best 21st on Nationwide Tour money list that season. T2 at 1994 FedEx St. Jude Classic with Hal Sutton, falling in playoff to Dicky Pride. In 1993, for the first time in 10th year on TOUR, failed to increase money-won total over previous season. Held share of out outright lead first three rounds of 1992 PGA but finished T2. Finished second to Fred Couples at Nestle Invitational. Lost three-hole playoff to Mark Brooks at 1991 Kmart Greater Greensboro Open. Won unofficial 1990 Deposit Guaranty Golf Classic. Won the rain-shortened 1989 Hawaiian Open with rounds of 67-65-67. Recorded playoff victory over Blaine McCallister at 1986 Bank of Boston Classic. In 1984, was youngest player on TOUR out of PGA TOUR Qualifying School. Avid sport fisherman who has won a number of fishing tournaments. Winner of Trans-America Athletic Conference title at Georgia Southern. Winner of three Georgia State Opens, one as an amateur. Youngest son, Dylan Thomas, is not named for Irish poet. Started the game at age 9 when he would tag along with father (who played at Columbus College in Georgia to the golf course on the weekends).



NATIONWIDE TOUR SUMMARY:

NATIONWIDE TOUR VICTORIES (1): 1998 South Carolina Classic.

MONEY & POSITION:

1997 — 6,470 — 144 1999 — 13,339 — 113 2001 — 35,590 — 102
1998 — 104,721 — 21 2000 — 59,439 — 76 2002 — 51,467 — 78

NATIONWIDE TOUR CAREER LOW ROUND: 61—1998 San Jose Open/2

NATIONWIDE TOUR CAREER SUMMARY: Tournaments Entered—78; in money—45; Top-10 finishes—11

NATIONWIDE TOUR CAREER EARNINGS: \$271,026

PGA TOUR SUMMARY:

PGA TOUR VICTORIES (3): 1986 Bank of Boston Classic. 1989 Hawaiian Open. 2002 Air Canada Championship.

MONEY & POSITION:

1984 — 36,537 — 128	1991 — 400,535 — 37	1998 — 47,917 — 206
1985 — 48,526 — 121	1992 — 434,566 — 32	1999 — 9,720 — 292
1986 — 199,044 — 42	1993 — 117,608 — 128	2000 — 28,217 — 226
1987 — 244,655 — 38	1994 — 250,654 — 73	2001 — 8,400 — 243
1988 — 280,719 — 35	1995 — 311,578 — 60	2002 — 715,605 — 99
1989 — 303,669 — 38	1996 — 123,904 — 148	2003 — 278,644 — 159
1990 — 374,485 — 31	1997 — 116,445 — 157	2004 — 287,151 — 170

BEST 2004 PGA TOUR FINISH: T5—Ford Championship at Doral.

2004 PGA TOUR SUMMARY: Tournaments Entered—30; in money—10; Top-10 finishes—1

PGA TOUR CAREER SUMMARY: Tournaments Entered—456; in money—287; Top-10 finishes—46

PGA TOUR CAREER EARNINGS: \$4,618,578

SCHUTTE, Warren (SKOO-tuh)

FULL NAME: Warren Stan Schutte **BIRTHDATE:** September 21, 1971 **BIRTHPLACE:** Durban, South Africa **RESIDENCE:** Anthem, AZ **HEIGHT:** 6-2 **WEIGHT:** 250 **FAMILY:** Wife, Joan; Hayden Thomas (3/21/03), Abigail Eve (11/13/04) **EDUCATION:** University of Nevada-Las Vegas (1993) **SPECIAL INTERESTS:** Fishing **TURNED PROFESSIONAL:** 1993 **OTHER INFORMATION:** Member of the Nationwide Tour in 2000 and 2004. Finished the season No. 123 on the 2004 money list after making 10 of 23 cuts. Notched his only top-25 finishes in back-to-back weeks at the Alberta Calgary Classic (T19) and the Envirocare Utah Classic (T12). Made the cut in eight of 18 starts during his rookie season in 2000. Had a pair of top-25 finishes, including a season-best T19 at the Hershey Open. Has made the cut in four of 14 career PGA TOUR starts, with his only top-25 finish a T19 at the 1993 Buick Open. Has qualified for the U.S. Open three times (1992, 2000 and 2003). Played on the Southern Africa Tour 1996-98. Winner of the 1997 FNB Players Championship and T6 at the Nashua Wild Coast Sun Challenge. Was T2 at the 1996 South African Masters. Recently named to the UNLV Sports Hall of Fame, becoming the first Rebel golfer to earn the honor. Winner of the 1991 NCAA Championship, held at Pebble Beach GL, becoming the first-ever individual champion for UNLV in any sport. Big West Conference Player of the Year in 1991 and 1992. Still holds or shares 12 school records, including career scoring average (71.64), wins (six), wins in a single season (four) and rounds in a career (179). 1992 U. S. Amateur Public Links champion, defeating Richard Mayo in the final to qualify for the 1993 Masters, where he played with Jack Nicklaus and Arnold Palmer. Winner of the 1994 Utah Open.



NATIONWIDE TOUR SUMMARY:

BEST NATIONWIDE TOUR CAREER FINISH: T12—2004 Envirocare Utah Classic.

MONEY & POSITION:

1993 — 315 — 284	1997 — 0	2004 — 28,668 — 123
1994 — 1,363 — 207	2000 — 22,013 — 135	
1996 — 0	2001 — 0	

BEST 2004 NATIONWIDE TOUR FINISHES: T12—Envirocare Utah Classic; T19—Alberta Classic.

NATIONWIDE TOUR CAREER LOW ROUND: 65—2000 Fort Smith Classic/4

2004 NATIONWIDE TOUR SUMMARY: Tournaments Entered—23; in money—10; Top-10 finishes—0

NATIONWIDE TOUR CAREER SUMMARY: Tournaments Entered—52; in money—21; Top-10 finishes—0

NATIONWIDE TOUR CAREER EARNINGS: \$52,358

PGA TOUR SUMMARY:

BEST PGA TOUR CAREER FINISH: T19—1993 Buick Open.

MONEY & POSITION:

1992 — 0	1995 — 0	2003 — 0
1993 — 10,875 — 238	1997 — 16,888 — 246	
1994 — 1,990 — 318	2000 — 13,578	

PGA TOUR CAREER SUMMARY: Tournaments Entered—14; in money—4; Top-10 finishes—0

PGA TOUR CAREER EARNINGS: \$43,331

SIMPSON, Tim

FULL NAME: Tim Simpson **BIRTHDATE:** May 6, 1956 **BIRTHPLACE:** Atlanta, GA **RESIDENCE:** Greensboro, GA **HEIGHT:** 5-10 **WEIGHT:** 215 **FAMILY:** Wife, Leigh Anne; Chris, Katie, Jessica, Calleigh **EDUCATION:** University of Georgia **SPECIAL INTERESTS:** Cooking, bow hunting, NASCAR **TURNED PROFESSIONAL:** 1977 **OTHER INFORMATION:** Most recently tallied three top-25 finishes in 16 starts on the 2004 Nationwide Tour. T14 at the SAS Carolina Classic represented his best showing out of five made cuts. Winner of four PGA TOUR



Other Prominent Players

titles from 1985-90. Opened 64-64 on the way to capturing his first PGA TOUR victory at the 1985 Southern Open. In 1989 and 1990, was among the top-10 money winners on the PGA TOUR. Placed sixth on the money list in 1989 and captured two wins that season, the USF&G Classic and Walt Disney World/Oldsmobile Classic. Defended the Disney title the following year on his way to an eighth-place finish on the money list. Set the single-season Greens in Regulation mark on the PGA TOUR (74 percent) in 1992 that stood until Tiger Woods broke it in 2000 (75.2 percent). Member 1990 Asahi Glass Four Tours team. Two-time runner-up on the 1995 Nationwide Tour, at the South Carolina Classic and Buffalo Open, and finished 19th on the money list. Winner 1976 Southern Amateur, All-Southeastern Conference and All-American at the University of Georgia. Also won the Georgia and Atlanta Junior titles and the 1981 World Under-25 Championship. At age 7, severed tendon in left thumb and only has about 70 percent of average flexibility in it. Contracted Lyme disease in 1991 and was later diagnosed as having neurological damage in his left hand, a condition known as a "benign essential tremor." Also underwent spinal fusion surgery on his neck in 2001. Credits the late Sam Snead and J.C. Snead, long-time friends, with helping his game along through practice rounds and time on the range. Says he admires friend Ben Crenshaw for the World Golf Hall of Famer being the "consummate gentleman." Inducted into the Georgia Sports Hall of Fame in 2004. In 1991, began carrying specially designed golf bag that featured a picture of a missing child from the area where tournament was being played. Someone saw his bag at the Masters, recognized the child and called the National Center of Missing and Exploited Children. The child was recovered.

NATIONWIDE TOUR SUMMARY:

BEST NATIONWIDE TOUR CAREER FINISHES: 2—1995 Buffalo Open, T2—South Carolina Classic.

MONEY & POSITION:

1993 — 9,375 — 110 1996 — 10,012 — 126 2004 — 22,532 — 140
1995 — 82,164 — 19 1998 — 484 — 284

BEST 2004 NATIONWIDE TOUR FINISHES: T14—SAS Carolina Classic; T20—Oregon Classic; T22—Virginia Beach Open.

NATIONWIDE TOUR CAREER LOW ROUND: 63—1995 Tri-Cities Open/1

2004 NATIONWIDE TOUR SUMMARY: Tournaments Entered—16; in money—5; Top-10 finishes—0

NATIONWIDE TOUR CAREER SUMMARY: Tournaments Entered—50; in money—27; Top-10 finishes—7

NATIONWIDE TOUR CAREER EARNINGS: \$124,566

PGA TOUR SUMMARY:

PGA TOUR VICTORIES (4): 1985 Southern Open. 1989 USF&G Classic, Walt Disney World/Oldsmobile Classic. 1990 Walt Disney World/Oldsmobile Classic.

MONEY & POSITION:

1977 — 2,778 — 201 1985 — 164,702 — 44 1993 — 111,436 — 134
1978 — 38,714 — 79 1986 — 240,911 — 31 1994 — 126,861 — 134
1979 — 36,223 — 106 1987 — 168,261 — 62 1995 — 2,688 — 329
1980 — 27,172 — 114 1988 — 200,748 — 56 1996 — 13,953 — 258
1981 — 62,063 — 71 1989 — 761,597 — 6 1997 — 33,166 — 224
1982 — 62,153 — 74 1990 — 809,772 — 8 1998 — 7,423 — 298
1983 — 96,419 — 59 1991 — 196,582 — 85
1984 — 157,082 — 41 1992 — 85,314 — 144

PGA TOUR CAREER SUMMARY: Tournaments Entered—525; in money—358; Top-10 finishes—66

PGA TOUR CAREER EARNINGS: \$3,406,017

SKINNER, Sonny

FULL NAME: Henry E. Skinner Jr. **BIRTHDATE:** August 18, 1960
BIRTHPLACE: Portsmouth, VA **RESIDENCE:** Sylvester, GA; plays out of Pineknoll CC **HEIGHT:** 5-9 **WEIGHT:** 165 **FAMILY:** Wife, Genia; Marlee (12/30/94) **EDUCATION:** Abraham Baldwin Agricultural College (1982) **SPECIAL INTERESTS:** Family, church **TURNED PROFESSIONAL:** 1982 **OTHER INFORMATION:** Member of the Nationwide Tour in 1993-96 and 1999-2004. Made the cut in nine of 27 starts on the 2004 Nationwide Tour. Cracked the top 25 four times, including a season-best T9 at the Lake Erie Charity Classic. Ended the year No. 89 on the money list, with \$50,768. Rounds of 70-66-69-68 led to a T10 at the BMW Charity Pro-Am at The Cliffs, his only other top-10 finish. Made the cut in 11 of 26 events on the 2003 Tour. Finished the season No. 81 on the money list, with \$55,371. Two of his five top-25 finishes were top-10s, including T4 at the Henrico County Open and T10 at the Permian Basin Charity Golf Classic. Made the cut in six of 25 events in 2002, with his only top-25 finish a T14 at the Knoxville Open. Was one of the most consistent players on the Nationwide Tour in 2001, making the cut in 21 of 24 tournaments entered. Finished No. 26 on the final money list, with \$143,951. Had four top-10 finishes and 11 top-25 finishes. Best tournament was a T3 at the Charity Pro-Am at The Cliffs. Other top-10 finishes included a T5 at the Steamtown Classic, a T5 at the Knoxville Open and a T8 at the Samsung Canadian Open. His 63 (8-under) in the opening round of the Florida Classic was a course record and the second-best opening round on Tour in 2001. Made the cut in 20 of 28 events in 2000 with three top-10 and nine top-25 finishes. Winner of the 1993 Shreveport Open as a Monday qualifier, the sixth Monday qualifier to win on Tour. Winner of the 1994 Dominion Open. Shot a 60 in the



1993 White Rose Classic pro-am. Finished 11th on 1994 Nationwide Tour money list, missing out on earning his 1995 PGA TOUR card by \$1,741. Shot opening-round 62, tying the Warwick Hills G&CC course record at 1997 Buick Open. Won four collegiate and nine mini-tour events. Got started in golf by caddying for his father, Henry.

NATIONWIDE TOUR SUMMARY:

NATIONWIDE TOUR VICTORIES (2): 1993 Shreveport Open. 1994 Dominion Open.

MONEY & POSITION:

1990 — 0 1995 — 32,789 — 58 2001 — 143,951 — 26
1991 — 4,497 — 138 1996 — 11,003 — 118 2002 — 16,926 — 147
1992 — 740 — 260 1997 — 0 2003 — 55,371 — 81
1993 — 54,998 — 27 1999 — 1,354 — 207 2004 — 50,768 — 89
1994 — 112,178 — 11 2000 — 99,292 — 54

BEST 2004 NATIONWIDE TOUR FINISHES: T9—Lake Erie Charity Classic at Peek 'n Peak Resort; T10—BMW Charity Pro-Am at The Cliffs.

NATIONWIDE TOUR CAREER LOW ROUND: 63—2001 Florida Classic/1

2004 NATIONWIDE TOUR SUMMARY: Tournaments Entered—27; in money—9; Top-10 finishes—2

NATIONWIDE TOUR CAREER SUMMARY: Tournaments Entered—265; in money—140; Top-10 finishes—22

NATIONWIDE TOUR CAREER EARNINGS: \$583,867

PGA TOUR SUMMARY:

BEST PGA TOUR CAREER FINISH: T13—1997 Deposit Guaranty Golf Classic.

MONEY & POSITION:

1990 — 29,565 — 193 1992 — 26,454 — 201 1997 — 46,328 — 206
1991 — 4,013 — 260 1993 — 1,557 — 323 1998 — 109,418 — 179

PGA TOUR CAREER SUMMARY: Tournaments Entered—114; in money—46; Top-10 finishes—0

PGA TOUR CAREER EARNINGS: \$217,335

STARKJOHANN, Chris

FULL NAME: Chris Lee Starkjohann **BIRTHDATE:** June 30, 1956
BIRTHPLACE: Fort Worth, TX **RESIDENCE:** Cardiff By The Sea, CA; plays out of Torrey Pines GC and Golf Outings (La Jolla, CA) **HEIGHT:** 5-11 **WEIGHT:** 185 **FAMILY:** Wife, Tracy; Victoria Ann (3/22/99) **EDUCATION:** Eastern Wyoming College **SPECIAL INTERESTS:** Chess, cars **TURNED PROFESSIONAL:** 1976 **OTHER INFORMATION:** Member of the Nationwide Tour in 1993 and 1998-2003. Managed two cuts in five starts on the 2004 Nationwide Tour. Was T46 at the Mark Christopher Charity Classic his best showing. Made the cut in three of seven starts in 2003. Best finish a T3 at the Mark Christopher Charity Classic. Final-round 64 was his best score on Tour since an opening-day 63 at the 2000 Greensboro Open. His 64 was also his best final round since carding a 63 on the last day to win the 1998 St. Louis Golf Classic. Made the cut in just two of 13 starts in 2002, with his best finish a T31 at the State Farm Open. In 2001, made the cut in three of 18 tournaments. Best finish was a T22 at the Dayton Open after rounds of 70-68-70-66. Made the cut in three of 19 events in 2000, with his best finish a T12 at the Upstate Classic. Earned his first career title at the 1998 St. Louis Golf Classic when he chipped in for birdie at the 72nd hole. His wife, Tracy, caddied for him during the win. Was T48 after the first round and vaulted into contention with weekend rounds of 64-63. His 127 total was the lowest final 36-hole score in Tour history and was matched later that year by Mark Hensby. Has missed the cut in all eight career starts on the PGA TOUR. 1991 Southern California Open champion. 1991 Southern California Section champion. Winner of the Southern California PGA Match Play.



NATIONWIDE TOUR SUMMARY:

NATIONWIDE TOUR VICTORIES (1): 1998 St. Louis Golf Classic.

MONEY & POSITION:

1990 — 0 1997 — 1,100 — 228 2002 — 3,884 — 235
1991 — 0 1998 — 42,581 — 54 2003 — 36,519 — 104
1992 — 0 1999 — 12,313 — 117 2004 — 2,926 — 272
1993 — 5,128 — 140 2000 — 24,539 — 126
1994 — 0 2001 — 7,246 — 191

BEST 2004 NATIONWIDE TOUR FINISH: T46—Mark Christopher Charity Classic.

NATIONWIDE TOUR CAREER LOW ROUND: 63—2 times, most recent 2000 Greensboro Open/1

2004 NATIONWIDE TOUR SUMMARY: Tournaments Entered—5; in money—2; Top-10 finishes—0

NATIONWIDE TOUR CAREER SUMMARY: Tournaments Entered—123; in money—32; Top-10 finishes—3

NATIONWIDE TOUR CAREER EARNINGS: \$136,237

PGA TOUR SUMMARY:

MONEY & POSITION:

1987 — 0 1991 — 0 1993 — 0
1989 — 0 1992 — 0 1999 — 0

PGA TOUR CAREER SUMMARY: Tournaments Entered—8; in money—0; Top-10 finishes—0

Other Prominent Players

STATON, Kenneth

FULL NAME: Kenneth Howard Staton **BIRTHDATE:** November 25, 1972 **BIRTHPLACE:** Ormond Beach, FL **RESIDENCE:** Ormond Beach, FL; plays out of Riviera CC **HEIGHT:** 6-0 **WEIGHT:** 170 **FAMILY:** Single **EDUCATION:** Florida State University (1995, Marketing) **SPECIAL INTERESTS:** Fishing **TURNED PROFESSIONAL:** 1995 **OTHER INFORMATION:** Member of the Nationwide Tour in 2004 and the PGA TOUR in 2002-03. Made the cut in eight of 22 starts on the 2004 Nationwide Tour, including four top-25 finishes. Top-10 showings posted at the Reese's Cup Classic (T5) and the Samsung Canadian PGA Championship (T6). Earned \$48,954 to finish No. 92 on the money list. Made the cut in seven of 22 starts on the 2003 PGA TOUR and wound up No. 213 on the money list. Best showing was a T31 at the Shell Houston Open. Rookie on the PGA TOUR in 2002, where he made the cut in 14 of 36 starts. In only his seventh start of the season and ninth of his PGA TOUR career, finished T4 at the Touchstone Energy Tucson Open. Final-round 64 moved him up the leaderboard for his first career PGA TOUR top-10. Was one back of the lead through the first round at the 2002 SEI Pennsylvania Classic and two back after 36 holes, but closing rounds of 78-73 dropped him to T67. Entering final month needing to secure TOUR card for 2003, moved toward top 125 with T5 finish at Valero Texas Open, aided by closing rounds of 65-64. Paycheck of \$118,650 jumped season earnings to \$415,067 (No. 131). Ended the year with \$453,816 in earnings and No. 133 position. Earned 2002 TOUR card in fifth trip to Q-School. His T2 at 2001 National Qualifying Tournament included fifth-round 63, tied for low round of tournament. Six-time winner (three official) during his career on the Canadian Tour, including two in 2001. One of three players (along with Moe Norman and Trevor Dodds) to win four tournaments in one year on the Canadian Tour. Biggest golf thrill was capturing the Riviera Open (North Florida PGA Winter Tour) in hometown of Daytona Beach. All-American selection at Florida State. Introduced to golf by watching his father play.

**NATIONWIDE TOUR SUMMARY:****BEST NATIONWIDE TOUR CAREER FINISH:** T5—2004 The Reese's Cup Classic.**MONEY & POSITION:**

1998 —	0	2003 —	0
1999 —	0	2004 —	48,954 — 92

BEST 2004 NATIONWIDE TOUR FINISHES: T5—2004 The Reese's Cup Classic; T6—Samsung Canadian PGA Championship.**NATIONWIDE TOUR CAREER LOW ROUND:** 64—2004 The Reese's Cup Classic/3**2004 NATIONWIDE TOUR SUMMARY:** Tournaments Entered—22; in money—8; Top-10 finishes—2**NATIONWIDE TOUR CAREER SUMMARY:** Tournaments Entered—29; in money—8; Top-10 finishes—2**NATIONWIDE TOUR CAREER EARNINGS:** \$48,954**PGA TOUR SUMMARY:****BEST PGA TOUR CAREER FINISH:** T4—2002 Touchstone Energy Tucson Open.**MONEY & POSITION:**

1999 —	0	2002 —	453,816 — 133	2003 —	83,386 — 213
--------	---	--------	---------------	--------	--------------

PGA TOUR CAREER SUMMARY: Tournaments Entered—60; in money—21; Top-10 finishes—2**PGA TOUR CAREER EARNINGS:** \$537,202

STEEL, Iain

FULL NAME: Iain Steel **BIRTHDATE:** May 3, 1971 **BIRTHPLACE:** Sabah, Malaysia **RESIDENCE:** Birmingham, AL; London, England **HEIGHT:** 5-9 **WEIGHT:** 160 **FAMILY:** Single **EDUCATION:** Auburn University (1996, Communications) **SPECIAL INTERESTS:** Cars, watching ESPN **TURNED PROFESSIONAL:** 1995 **OTHER INFORMATION:** Member of the Nationwide Tour in 1997, 2000-01 and 2003-04 and the PGA TOUR in 1998. Failed to crack the top 25 in eight starts on the 2004 Nationwide Tour. Made the cut in four of 12 starts in 2003, with his only top-25 coming at the Knoxville Open (T21). Played the Canadian Tour in 2002 and finished No. 9 on the Order of Merit. Won the Greater Vancouver Classic, thanks to a final-round 64 to get into a playoff. Had three other top-10 finishes among his nine cuts made in 10 starts. Made the cut in five of 19 Nationwide Tour events in 2001, with his best finish a T31 at the Cleveland Open. Earned his first career title with three-stroke win at 1997 Boise Open, setting the tournament record in the process with a 17-under-par 267 total. Was T2 at the San Jose Open one week prior to victory in Boise. Was a combined 31-under for the two-week stretch. Finished No. 26 on the season money list, with \$77,440 in 20 events. Qualified for the 1998 PGA TOUR by virtue of his T33 finish at the 1997 PGA TOUR National Qualifying Tournament. Made the cut in seven of 24 PGA TOUR events, with his best showing a T40 at the United Airlines Hawaiian Open. Says his biggest thrill in golf was qualifying for 1996 British Open at Royal Lytham and St. Annes. He missed the cut after posting rounds of 72-77. First-team All-America selection at Auburn in 1995.

**NATIONWIDE TOUR SUMMARY:****NATIONWIDE TOUR VICTORIES (1):** 1997 Boise Open.**MONEY & POSITION:**

1997 —	77,440 — 26	2000 —	9,454 — 175	2004 —	5,151 — 234
1998 —	1,592 — 214	2001 —	34,014 — 104		
1999 —	810 — 237	2003 —	10,477 — 192		

BEST 2004 NATIONWIDE TOUR FINISH: T41—Preferred Health Systems Wichita Open.**NATIONWIDE TOUR CAREER LOW ROUND:** 62—2001 Omaha Classic/3**2004 NATIONWIDE TOUR SUMMARY:** Tournaments Entered—8; in money—3; Top-10 finishes—0**NATIONWIDE TOUR CAREER SUMMARY:** Tournaments Entered—83; in money—31; Top-10 finishes—4**NATIONWIDE TOUR CAREER EARNINGS:** \$138,938**PGA TOUR SUMMARY:****BEST PGA TOUR CAREER FINISH:** T40—1998 United Airlines Hawaiian Open.**MONEY & POSITION:**

1996 —	0	1998 —	29,143 — 232	2002 —	7,560
--------	---	--------	--------------	--------	-------

PGA TOUR CAREER SUMMARY: Tournaments Entered—26; in money—8; Top-10 finishes—0**PGA TOUR CAREER EARNINGS:** \$36,703

STERLING, Scott

FULL NAME: William Scott Sterling **BIRTHDATE:** February 2, 1972 **BIRTHPLACE:** Beaumont, TX **RESIDENCE:** Baton Rouge, LA; plays out of University Club **HEIGHT:** 5-10 **WEIGHT:** 155 **FAMILY:** Wife, Stephanie; William Scott (10/12/04) **EDUCATION:** Louisiana State University (1994, General Studies) **SPECIAL INTERESTS:** Fishing, music, family **TURNED PROFESSIONAL:** 1995 **OTHER INFORMATION:** Member of the Nationwide Tour in 2002-04. Made the cut in 11 of 28 starts on the 2004 Nationwide Tour, with five top-25 finishes.



Completed the year No. 80 on the official money list, with \$63,608. Had only top-10 finish at the New Zealand PGA Championship, finishing T8. Opened with impressive rounds of 70-69, but 74 on both Saturday and Sunday dropped him down the board. Shared the lead at the halfway point of the Henrico County Open at 16-under and finished T12. Had a hole-in-one on No. 11 during the second round of the LaSalle Bank Open. Made the cut in 16 of 28 appearances on the 2003 Nationwide Tour, with seven top-25 finishes. Earned \$94,017 in 2003 to finish No. 53 on the money list. Finished T4 at the Lake Erie Charity Classic for his best showing of the season. Was tied for second after 36 holes, one stroke back of leader Stan Uley. Also cracked the top 10 at the LaSalle Bank Open (T7) and the Chitimacha Louisiana Open (T8). Had a hole-in-one on No. 6 during the third round of the Gila River Golf Classic. Enjoyed solid rookie season in 2002, making the cut in 18 of 26 Nationwide Tour starts. Began the year with a T26 at the Jacob's Creek Open and a T13 at the Holden Clearwater Classic. T5 at the BMW Charity Pro-Am. Made the cut in seven straight events, starting in June. Posted par-or-better scores in 24 of 28 rounds, had a scoring average of 69.5 and earned nearly half of his season money during the streak, which featured top-20 finishes in last six starts. Finished T42 at the 2001 PGA TOUR Qualifying Tournament at Bear Lakes CC, missing his PGA TOUR card by only two strokes. Played in seven tournaments on the Nationwide Tour in 1999, finishing No. 274 on the money list. Winner of the 2001 NGA Hooters Tour Championship. Has never played in a PGA TOUR event. Earned All-American honors while at Louisiana State University. Won three collegiate tournaments and had 10 top-10 finishes at LSU. Named to the All-Southeastern Conference first team in 1994, as well as the second team in 1993. College teammate of Nationwide Tour member Perry Moss and PGA TOUR member Brian Bateman. Medalist at 1993 U.S. Amateur Qualifying Tournament.

NATIONWIDE TOUR SUMMARY:**BEST NATIONWIDE TOUR CAREER FINISH:** T4—2003 Lake Erie Charity Classic at Peek 'n Peak Resort.**MONEY & POSITION:**

1994 —	0	2002 —	112,357 — 38	2004 —	63,608 — 80
1999 —	383 — 274	2003 —	94,017 — 53		

BEST 2004 NATIONWIDE TOUR FINISH: T8—New Zealand PGA Championship.**NATIONWIDE TOUR CAREER LOW ROUND:** 63—2004 Henrico County Open/2**2004 NATIONWIDE TOUR SUMMARY:** Tournaments Entered—28; in money—11; Top-10 finishes—1**NATIONWIDE TOUR CAREER SUMMARY:** Tournaments Entered—91; in money—47; Top-10 finishes—8**NATIONWIDE TOUR CAREER EARNINGS:** \$270,364

Other Prominent Players

STRICKER, Steve

FULL NAME: Steven Charles Stricker **BIRTHDATE:** February 23, 1967 **BIRTHPLACE:** Edgerton, WI **RESIDENCE:** Madison, WI **HEIGHT:** 6-0 **WEIGHT:** 185 **FAMILY:** Wife, Nicki; Bobbi Maria (8/31/98) **EDUCATION:** University of Illinois **SPECIAL INTERESTS:** Hunting **TURNED PROFESSIONAL:** 1990 **OTHER INFORMATION:** Lost his fully-exempt card for the first time since the 1997 season after finishing 151st on the 2004 PGA TOUR money list and seeing his three-year exemption for winning the 2001 WGC-Accenture Match Play Championship expire. Co-leader through 36 holes at the rain-soaked 2004 Shell Houston Open. Finished T19 after a third-round 5-over-par 77 eliminated him from contention. With his wife, Nicki, on the bag, posted first top-10 since 2002 Verizon Byron Nelson Classic with a T4 at the 2004 John Deere Classic. Finished 189th on the 2003 TOUR money list, his lowest finish since he joined the TOUR in 1994. Best finish was a T18 at the Phoenix Open, his first start of the season, where he tied career low with a 62 during the second round. Defeated Pierre Fulke, 2 and 1, in 36-hole final of 2001 WGC-Accenture Match Play Championship. Third career victory jumped him from 91st to No. 47 in Official World Golf Ranking. Had not made a cut in TOUR event since July 2000. In 2000, managed to finish among top-10 only once. Finished fifth at 1999 U.S. Open for second consecutive year on strength of third-round 69, the only player under par that round. In 1998, recovered from off year in 1997 with strong campaign. In a limited schedule of 21 events, made 20 cuts. Played only four times after Aug. 1, due to birth of first child, and finished in top 10 each time. Tied for third-round lead with Vijay Singh at 1998 PGA Championship and closing 70 left him two strokes shy of Singh. Impressive 1996 season included seven top-10s, all either firsts, seconds or thirds. Earned \$1,383,739 to finish fourth on money list. First TOUR victory came at 1996 Kemper Open, where he moved to within one stroke of Jay Williamson's lead with third-round 65 and closed with 68 for three-stroke victory. Won again that season at Motorola Western Open, with an eight-stroke victory. Was 2-3 in 1996 Presidents Cup. Was 5-0 on victorious 1996 Dunhill Cup team. In 1994, T2 in second event as a TOUR member at Northern Telecom Open. Finished 50th on the money list that year, fourth among rookies. Only season as a member of the Nationwide Tour came in 1991. Made the cut in seven of 12 starts and finished the year No. 85 on the money list. Posted his career-best showing on the Nationwide Tour the season before, finishing T2 at the Dakota Dunes Open. All-American selection at University of Illinois in 1988-89. Wife, Nicki, who had been his caddie throughout his professional career, gave up the bag in 1998 to deliver daughter Bobbi Maria. Returned to caddie in 1999 at Milwaukee. Father-in-law, Dennis Tiziani, golf coach at University of Wisconsin, is his teacher. Brother-in-law Mario Tiziani is a PGA TOUR rookie.

NATIONWIDE TOUR SUMMARY:

BEST NATIONWIDE TOUR CAREER FINISH: T2—1990 Dakota Dunes Open.

MONEY & POSITION:

1990 — 10,080 — 86 1992 — 1,065 — 227
1991 — 11,298 — 85 1993 — 820 — 226

NATIONWIDE TOUR CAREER LOW ROUND: 64—1990 Dakota Dunes Open/1

NATIONWIDE TOUR CAREER SUMMARY: Tournaments Entered—18; in money—11; Top-10 finishes—2

NATIONWIDE TOUR CAREER EARNINGS: \$23,263

PGA TOUR SUMMARY:

PGA TOUR VICTORIES (3): 1996 Kemper Open, Motorola Western Open. 2001 WGC-Accenture Match Play Championship.

MONEY & POSITION:

1990 — 3,974 — 255 1995 — 438,931 — 40 2000 — 418,780 — 113
1991 — 0 1996 — 1,383,739 — 4 2001 — 1,676,229 — 30
1992 — 5,550 — 261 1997 — 167,652 — 130 2002 — 789,713 — 88
1993 — 46,171 — 186 1998 — 1,313,948 — 13 2003 — 150,590 — 189
1994 — 334,409 — 50 1999 — 662,461 — 64 2004 — 440,906 — 151

BEST 2004 PGA TOUR FINISH: T4—John Deere Classic.

2004 PGA TOUR SUMMARY: Tournaments Entered—27; in money—13; Top-10 finishes—1

PGA TOUR CAREER SUMMARY: Tournaments Entered—254; in money—173; Top-10 finishes—38

PGA TOUR CAREER EARNINGS: \$7,833,052



at 2003 PGA TOUR National Qualifying Tournament. Finished his rookie season on the 2004 TOUR No. 181 on the money list, with two top-25 finishes. Shared 18-hole lead with Jose Maria Olazabal at the BellSouth Classic, posting a 7-under-par 65. Finished career-best T14 for second top-25 in seven career starts. Finished T25 at Buick Invitational to wrap up his best events. Made the cut in 14 of 17 events on the 2003 Nationwide Tour. Had eight top-25s. Finished the season No. 22 on the money list, with \$177,963. Won his first Tour title at the Albertsons Boise Open. Shot four consecutive rounds in the 60s (68-65-66-68) for a six-stroke win over Tripp Isenhour and Charles Warren, the Tour's largest winning margin of the season. Collected \$108,000 for the win and jumped from No. 72 to No. 18 on the money list at the time. Named the Nationwide Tour Player of the Month in September. Finished second in All-Around Ranking, fourth in Total Driving and fifth in Scrambling. Made the cut in seven of 21 starts during rookie season on the Nationwide Tour in 2002, including a then-career-best runner-up finish at the Northeast Pennsylvania Classic. Played a handful of events on the Canadian Tour from 2001-03, earning three T2s. Lost in a six-man playoff at the 2001 TELUS Vancouver Open. Earned All-American honors in 1997 at Southern California. Got his start in golf from his mother. One of his biggest thrills in golf was firing a 60 on his way to a 1999 Hooters Tour victory.

NATIONWIDE TOUR SUMMARY:

NATIONWIDE TOUR VICTORIES (1): 2003 Albertsons Boise Open.

MONEY & POSITION:

1998 — 4,008 — 165 2002 — 76,281 — 57
2001 — 0 2003 — 177,963 — 22

NATIONWIDE TOUR CAREER LOW ROUND: 64—2 times, most recent 2002 Dayton Open/3

NATIONWIDE TOUR CAREER SUMMARY: Tournaments Entered—43; in money—23; Top-10 finishes—4

NATIONWIDE TOUR CAREER EARNINGS: \$258,251

PGA TOUR SUMMARY:

BEST PGA TOUR CAREER FINISH: T14—2004 BellSouth Classic.

MONEY & POSITION:

2004 — 234,164 — 181

BEST 2004 PGA TOUR FINISHES: T14—BellSouth Classic; T25—Buick Invitational.

2004 PGA TOUR SUMMARY: Tournaments Entered—28; in money—12; Top-10 finishes—0

PGA TOUR CAREER SUMMARY: Tournaments Entered—28; in money—12; Top-10 finishes—0

PGA TOUR CAREER EARNINGS: \$234,164

TOLEDO, Esteban

FULL NAME: Esteban Toledo **BIRTHDATE:** September 10, 1962 **BIRTHPLACE:** Mexicali, Mexico **RESIDENCE:** Irvine, CA; plays out of Mexicali **GC HEIGHT:** 5-9 **WEIGHT:** 160 **FAMILY:** Wife, Colleen; Nicholas (2/14/90); Eden Colleen (3/16/99) **SPECIAL INTERESTS:** Family **TURNED PROFESSIONAL:** 1986 **OTHER INFORMATION:** Made the cut in eight of 36 starts on the 2004 PGA TOUR, marking the seventh consecutive season he has had at least 30 starts. Best finish was T21 at the B.C. Open. Played in 35 events on the 2003 PGA TOUR, tied with Neal Lancaster, Spike McRoy and Pat Bates for most starts. Finished at No. 125 on the money list, with \$487,495 to retain full status for 2004. Four rounds in the 60s produced lone top-10 of the season, a T9 at the Bank of America Colonial. After slow start to the 2002 TOUR season, played best golf in second half of the season. After failing to record a top-25 finish in first 14 starts, totaled five top-25s over final 18 events. Paired with Tiger Woods in final group on Sunday at the Buick Open, finished T2 to receive a career-best paycheck of \$217,800. Enjoyed superior season in true ironman fashion with a career-high 36 starts in 2001, tying Pete Jordan and Neal Lancaster for most starts on TOUR. Extended his streak of top-125 finishes on the money list to four consecutive seasons by earning \$683,751 to place 78th in earnings. Recorded only top-10 in 33rd start of the season with a T3 in the Michelob Championship. Played in 35 tournaments in 2000. Hard work paid off with first career runner-up finish and to-date career highs in earnings (\$673,387) and money list ranking (69th). Posted the year's first hole-in-one at the Bob Hope Chrysler Classic. Tallied best career PGA TOUR finish with a solo second-place finish at the B.C. Open. Won Mexican Open in November, first win by native Mexican since 1976. Was able to retain fully-exempt status for second year with 107th-place finish on 1999 money list. Pair of top-10s included a seventh-place finish at Buick Open and T10 at Shell Houston Open. Enjoyed successful season with earnings of \$327,244 to finish 93rd on money list in 1998. Finish meant that, for the first time since 1986, he did not need to return to PGA TOUR Qualifying School. Earned best TOUR finish and biggest payday of his career at the time at BellSouth Classic where a T3 earned \$104,400. Finished three strokes behind winner Tiger Woods. Qualified for 1998 PGA TOUR by finishing 24th at 1997 Qualifying Tournament. Achieved lifelong dream at 1993 PGA TOUR Qualifying Tournament, where he earned his 1994 TOUR card by finishing T26. Member of the Nationwide Tour from 1990-1993, 1995 and 1997. Enjoyed his best season in 1997 when he finished No. 29 on the official money list. Has 19 career top-10s on the Nationwide Tour, with his best finishes coming at the 1991 Reno Open (T2), 1993 White Rose Classic (T2), 1992 Macon Open (T3) and the 1997 Omaha Classic (T3). Learned to play golf while working at a driving range in Mexico. Youngest of 11 children who grew up in a home with dirt floors and no plumbing. Was a professional boxer for four years, but appendicitis ended that career. Had



T

TAMBELLINI, Roger

FULL NAME: Roger Henry Tambellini **BIRTHDATE:** March 11, 1975 **BIRTHPLACE:** San Luis Obispo, CA **RESIDENCE:** Scottsdale, AZ; plays out of The GC of Scottsdale **HEIGHT:** 6-3 **WEIGHT:** 180 **FAMILY:** Single **EDUCATION:** University of Southern California (1998) **SPECIAL INTERESTS:** Cooking **TURNED PROFESSIONAL:** 1998 **OTHER INFORMATION:** Member of the Nationwide Tour in 2002-03 and the PGA TOUR in 2004. Earned first PGA TOUR card via T21 finish



Other Prominent Players

16-1 record. As youngster, fished balls out of pond at Mexicali CC and sold them back to golfers. A future dream is to build a church for impoverished children in the La Posalera section of Mexicali. Featured on HBO's "Real Sports with Bryant Gumbel" in 2002 and hosted "Inside The PGA TOUR" Feb. 22, 2004. Ambassador of "To Get a Grip" Foundation, which makes golf and education accessible to all children. Also hosts the Esteban Toledo PGA TOUR Pro-Am every February, benefitting the Foundation. Nominated by 2003 Hispanic Chamber of Commerce as top Hispanic sports figure of the year.

NATIONWIDE TOUR SUMMARY:

BEST NATIONWIDE TOUR CAREER FINISHES: T2—1991 Reno Open, 1993 White Rose Classic.

MONEY & POSITION:

1990 — 11,485 — 82	1993 — 48,479 — 36	1996 — 2,455 — 186
1991 — 34,339 — 31	1994 — 1,881 — 190	1997 — 71,424 — 29
1992 — 32,910 — 45	1995 — 32,635 — 59	1998 — 18,750 — 95

NATIONWIDE TOUR CAREER LOW ROUND: 64—5 times, most recent 1998 Louisiana Open/4

NATIONWIDE TOUR CAREER SUMMARY: Tournaments Entered—176; in money—109; Top-10 finishes—19

NATIONWIDE TOUR CAREER EARNINGS: \$254,359

PGA TOUR SUMMARY:

BEST PGA TOUR CAREER FINISHES: 2—2000 B.C. Open, T2—2002 Buick Open.

MONEY & POSITION:

1986 — 0	1995 — 0	2001 — 683,751 — 78
1989 — 0	1998 — 327,244 — 93	2002 — 766,463 — 91
1992 — 0	1999 — 382,046 — 107	2003 — 487,495 — 125
1994 — 66,049 — 176	2000 — 673,387 — 69	2004 — 115,185 — 211

BEST 2004 PGA TOUR FINISH: T21—B.C. Open.

2004 PGA TOUR SUMMARY: Tournaments Entered—36; in money—8; Top-10 finishes—0

PGA TOUR CAREER SUMMARY: Tournaments Entered—270; in money—139; Top-10 finishes—11

PGA TOUR CAREER EARNINGS: \$3,501,620

TURPEN, Tim

FULL NAME: Timothy Guy Turpen **BIRTHDATE:** May 29, 1975 **BIRTHPLACE:** Fayetteville, TN **RESIDENCE:** West Palm Beach, FL; plays out of Ibis G&CC **HEIGHT:** 5-10 **WEIGHT:** 170 **FAMILY:** Single **EDUCATION:** University of Tennessee (1997, Business Management) **SPECIAL INTERESTS:** Saltwater fishing **TURNED PROFESSIONAL:** 1998 **OTHER INFORMATION:** Finished 61st at the 1998 Knoxville Open, his only made cut in two career starts on the Nationwide Tour. Member of the Golden Bear Tour from 1998-2004 and the Canadian Tour from 2002-03. Winner of the prestigious Nelson Intercollegiate while at the University of Tennessee in 1996. Lists his 96-year-old great grandmother as his hero, along with Ben Hogan. Got his start in golf from his dad. Learned to play golf on a nine-hole course where he had to pick up his own range balls.



W

WAITE, Grant

FULL NAME: Grant Osten Waite **BIRTHDATE:** August 11, 1964 **BIRTHPLACE:** Palmerston North, New Zealand **RESIDENCE:** Ocala, FL **HEIGHT:** 6-1 **WEIGHT:** 185 **FAMILY:** Wife, Lea; Osten Holland (6/1/94), Tanner Brian (6/2/95) **EDUCATION:** University of Oklahoma (1987, Finance) **SPECIAL INTERESTS:** Wind surfing, reading, skiing, fitness **TURNED PROFESSIONAL:** 1987 **OTHER INFORMATION:** Posted two PGA TOUR top-25s in 2004, including a season-best T11 at the BellSouth Classic. Finished T9 at the 2003 Holden New Zealand Open on the PGA TOUR of Australasia. Best effort in 2003 on the PGA TOUR was T12 at the Greater Milwaukee Open. Regained TOUR card for 2004 with T28 finish at 2003 PGA TOUR Qualifying Tournament. In 2002 finished out of the top 150 (No. 152) for the first time since finishing No. 172 in 1994. Held first-round lead at 2002 Bell Canadian Open with a first-round 64. Closing 71 left him T6, his lone top-10 of the season. In 2001, made more than \$500,000 for just second time in career. Shared first-round lead in Bay Hill Invitational with a 66, finished third. His 6-under 64 gave him first-round lead at 2001 PGA Championship but finished T59. In 2000, earned more than \$1 million for the first time in his career on the strength of two runner-up finishes in Canada. Shared first-round lead and held 54-hole lead before finishing one stroke back of champion Rory Sabbatini at Air Canada Championship. Following week, lost to Tiger Woods by one stroke at Bell Canadian Open. Eagled the 18th hole for a 8-under-par 64 to claim sole possession of the 36-hole lead. Held share of 54-hole lead with Woods, who closed with 65 compared to his 66. Two-week Canadian stay produced earnings of \$680,400. Had a T2 with Duffy Waldorf in 1997 Michelob Championship at Kingsmill. The two lost a playoff to David Duval who birdied the first extra hole. Posted an 11-under-par 60 in the final round of the 1996 Phoenix Open. Was 11-under-par after 15 holes at the TPC of Scottsdale and needed only one birdie in his final three holes for a 59, but recorded three clos-



ing pars. Earned career-high spot on money list, No. 35, and first TOUR victory at 1993 Kemper Open. Was the first and second-round leader and just one stroke back of Tom Kite after 54 holes. Closing 70 gave him a one-stroke victory over Kite and the \$234,000 winner's check. Missed defense of his 1993 Kemper Open title when his first child, Osten, was born on the eve of the 1994 event. Had registered at the tournament site, but left to be with his wife. Played on the New Zealand Junior soccer team. Three-time All-American at Oklahoma. Twice Australian junior champion. Played on the New Zealand junior soccer team.

NATIONWIDE TOUR SUMMARY:

BEST NATIONWIDE TOUR CAREER FINISH: T12—2003 First Tee Arkansas Classic.

MONEY & POSITION:

1991 — 1,502 — 199	2000 — 7,147 — 189	2003 — 24,440 — 130
--------------------	--------------------	---------------------

NATIONWIDE TOUR CAREER LOW ROUND: 64—2003 Miccosukee Championship/1

NATIONWIDE TOUR CAREER SUMMARY: Tournaments Entered—14; in money—8; Top-10 finishes—0

NATIONWIDE TOUR CAREER EARNINGS: \$33,089

PGA TOUR SUMMARY:

PGA TOUR VICTORIES (1): 1993 Kemper Open.

MONEY & POSITION:

1988 — 1,494 — 290	1995 — 240,722 — 76	2001 — 539,227 — 93
1990 — 50,076 — 177	1996 — 302,288 — 72	2002 — 332,947 — 152
1991 — 9,307 — 229	1997 — 362,320 — 68	2003 — 150,999 — 188
1992 — 0	1998 — 245,636 — 118	2004 — 239,318 — 180
1993 — 411,405 — 35	1999 — 253,209 — 148	
1994 — 71,695 — 172	2000 — 1,142,789 — 38	

BEST 2004 PGA TOUR FINISHES: T11—BellSouth Classic; T14—Reno-Tahoe Open.

2004 PGA TOUR SUMMARY: Tournaments Entered—29; in money—10; Top-10 finishes—0

PGA TOUR CAREER SUMMARY: Tournaments Entered—368; in money—192; Top-10 finishes—22

PGA TOUR CAREER EARNINGS: \$4,353,431

WATTS, Brian

FULL NAME: Brian Peter Watts **BIRTHDATE:** March 18, 1966 **BIRTHPLACE:** Montreal, Quebec, Canada **RESIDENCE:** Dallas, TX **HEIGHT:** 6-1 **WEIGHT:** 210 **FAMILY:** Wife, Debby; Jason Bradshaw (7/25/97); Kelsie Diana (11/11/99), Kevin Peter (10/25/02) **EDUCATION:** Oklahoma State University **SPECIAL INTERESTS:** Watching NHL's Dallas Stars, keeping up with NFL's Pittsburgh Steelers and Oklahoma State football and basketball; racing cars; participating in all of children's activities, especially sports **TURNED PROFESSIONAL:** 1988 **OTHER INFORMATION:** Played in nine PGA TOUR events in 2004 on a Major Medical Extension. Made three cuts, with best finish a T52 at the Valero Texas Open. Will receive a Major Medical Extension carryover for the 2005 PGA TOUR season. Coupled with \$158,675 earned in 22 events in 2003-04, has the opportunity to play in seven events to earn \$328,820 and match the \$484,477 winnings of 2003's No. 125, Esteban Toledo. If he does so, will play out of the Major Medical Extension category for the remainder of the season. Having regained his TOUR card via 2002 PGA TOUR Qualifying School, was limited to 13 events in 2003 due to bulging disk in his back. Moved back into top 125 in 2001 after a year with conditional membership. Had surgery Jan. 5, 2001 to repair a torn labrum in left hip. Posted lone top-10 in 29 starts, with T9 at 2000 Westin Texas Open. Made successful transition from Japan Golf Tour to PGA TOUR in 1999, earning \$767,409 in first full season since 1991 to rank 57th on money list. Played in only four PGA TOUR events in 1998 but made a name for himself around the world with his play at the British Open. Opened with 68-69 to capture 36-hole lead at Royal Birkdale GC. Third-round 73 maintained two-stroke advantage through 54 holes. Final-round 70 not enough to hold off eventual champion Mark O'Meara, who closed with 68. In four-hole playoff, O'Meara won by two strokes, 17-19. Won twice on Japanese Tour in 1998 at Casio World Open and Yomiuri Open, giving him 12 for his career in Japan. Member of the Nationwide Tour in 1990 and 1992, finishing No. 29 and No. 61 on the money list, respectively. Posted career-bests T2s at the Central New York Classic and the Amarillo Open. Two-time first-team, two-time second-team All-America and 1987 NCAA champion (individual and team) at Oklahoma State. Teammate of Scott Verplank, Jeff Maggert and Michael Bradley. Although Canadian-born, lived in Canada for only six months and was naturalized as U.S. citizen at age 16. Son Jason's given middle name of Bradshaw is in honor of Brian's childhood sports idol, former Pittsburgh Steelers Hall of Fame quarterback Terry Bradshaw.



NATIONWIDE TOUR SUMMARY:

BEST NATIONWIDE TOUR CAREER FINISHES: T2—1990 Central New York Classic, Amarillo Open.

MONEY & POSITION:

1990 — 31,964 — 29	1992 — 23,828 — 61
--------------------	--------------------

NATIONWIDE TOUR CAREER LOW ROUND: 66—4 times, most recent 1990 Amarillo Open/3

NATIONWIDE TOUR CAREER SUMMARY: Tournaments Entered—35; in money—26; Top-10 finishes—6

NATIONWIDE TOUR CAREER EARNINGS: \$55,792

Other Prominent Players

PGA TOUR SUMMARY:

BEST PGA TOUR CAREER FINISH: 2—1998 British Open Championship.

MONEY & POSITION:

1986	—	0	1993	—	23,235	—209	2000	—	311,802	—133	
1988	—	816	—314	1995	—	33,725	—221	2001	—	457,293	—112
1989	—	26,814	—185	1996	—	6,000	—303	2002	—	162,704	—181
1990	—	12,535	—224	1997	—	15,400	—248	2003	—	134,905	—192
1991	—	40,199	—184	1998	—	335,735	—90	2004	—	23,770	—242
1992	—	663	—314	1999	—	767,409	—57				

BEST 2004 PGA TOUR FINISH: T52—Valero Texas Open.

2004 PGA TOUR SUMMARY: Tournaments Entered—9; in money—3; Top-10 finishes—0

PGA TOUR CAREER SUMMARY: Tournaments Entered—169; in money—93; Top-10 finishes—9

PGA TOUR CAREER EARNINGS: \$2,353,005

WEIBRING, Matt

FULL NAME: Matthew Kirk Weibring **BIRTHDATE:** December 4, 1979 **BIRTHPLACE:** Dallas, TX **RESIDENCE:** Dallas, TX; plays out of Royal Oaks CC **HEIGHT:** 6-1 **WEIGHT:** 165 **FAMILY:** Single **EDUCATION:** Georgia Tech (2002, Management) **SPECIAL INTERESTS:** Fishing, hunting, music **TURNED PROFESSIONAL:** 2002 **OTHER INFORMATION:** Member of the Nationwide Tour in 2003. Made the cut in seven of 19 starts on Tour, finishing No. 149 on the money list. Career-best finish came at the Chattanooga Classic, a T12. Made seven of 11 cuts as a member of the Canadian Tour in 2004. Third-team All-American as a senior at Georgia Tech. Named to the 2002 All-Atlantic Coast Conference first team and finished T2 at the ACC Championship that year. Top Yellow Jacket finisher at the 2000 NCAA Championship, a T6. Helped Georgia Tech to runner-up finish. Team lost playoff to Oklahoma State. College teammate of Nationwide Tour member Bryce Molder. Reached the semifinals of the 2001 Western Amateur after finishing third in stroke play. Four-year all-state selection at Bishop Lynch High in Dallas and two-time state medalist. First-team all-state basketball player. Father, D.A., is a five-time winner on the PGA TOUR and a member of the Champions Tour. Lists his dad as his hero.



NATIONWIDE TOUR SUMMARY:

BEST NATIONWIDE TOUR CAREER FINISH: T12—2003 Chattanooga Classic.

MONEY & POSITION:

2003	—	19,215	—149	2004	—	0
------	---	--------	------	------	---	---

NATIONWIDE TOUR CAREER LOW ROUND: 64—2003 Chattanooga Classic/4

2004 NATIONWIDE TOUR SUMMARY: Tournaments Entered—2; in money—0; Top-10 finishes—0

NATIONWIDE TOUR CAREER SUMMARY: Tournaments Entered—21; in money—7; Top-10 finishes—0

NATIONWIDE TOUR CAREER EARNINGS: \$19,215

PGA TOUR SUMMARY:

BEST PGA TOUR CAREER FINISH: T58—2004 Buick Championship.

MONEY & POSITION:

2002	—	0	2003	—	0	2004	—	9,324
------	---	---	------	---	---	------	---	-------

BEST 2004 PGA TOUR FINISH: T58—Buick Championship.

2004 PGA TOUR SUMMARY: Tournaments Entered—1; in money—1; Top-10 finishes—0

PGA TOUR CAREER SUMMARY: Tournaments Entered—3; in money—1; Top-10 finishes—0

PGA TOUR CAREER EARNINGS: \$9,324

WHIFFIN, Sean

FULL NAME: Sean Alan Whiffin **BIRTHDATE:** November 30, 1970 **BIRTHPLACE:** London, England **RESIDENCE:** Sawbridgeworth, England **HEIGHT:** 6-0 **WEIGHT:** 200 **FAMILY:** Single **SPECIAL INTERESTS:** Music, food, travel **TURNED PROFESSIONAL:** 1989 **OTHER INFORMATION:** Has never played on the Nationwide Tour prior to 2005. Finished T47 at the 2004 British Open Championship, his only career start on the PGA TOUR. Played on the European Challenge Tour in 2001. Cites Jack Nicklaus and Seve Ballesteros as his heroes. Lists playing in the British Open as his biggest thrill in golf. Got his start in golf at the age of 2 playing pitch and putt near his house. Non golf-related jobs held include floor laying. Nearly quit golf for good at the age of 30.



WHITE, Dustin

FULL NAME: Dustin Clifford White **BIRTHDATE:** July 21, 1981 **BIRTHPLACE:** Pueblo, CO **RESIDENCE:** Pueblo West, CO; plays out of Desert Hawk GC **HEIGHT:** 6-0 **WEIGHT:** 170 **FAMILY:** Single **EDUCATION:** Washington State University (2003, Sport Management) **SPECIAL INTERESTS:** Music, reading **TURNED PROFESSIONAL:** 2003 **OTHER INFORMATION:** Will be playing his rookie season on the 2005 Nationwide Tour. Missed the cut at the 2004 Mark Christopher Charity Classic, his only career start on the Nationwide Tour. Recorded one win on the 2004 Gateway Tour. Has also played on the Hooters Tour. Earned All-Pac 10 Conference honors three years at Pepperdine, including first-team honors his junior season. Recorded a seven-shot victory at the Coastal Carolina Invitational that year. Winner of the Turtle Bay Intercollegiate during his senior season. Set school records for top-25 finishes, with 27, and top-10 finishes, with 17, during his career. Cites making his first hole-in-one as his biggest thrill in golf. Lists his parents as his heroes. Got his start in golf from his dad, grandfather and Uncle. His dad played football for the University of Colorado.



WILFONG, Chad

FULL NAME: Chad McNeil Wilfong **BIRTHDATE:** October 1, 1980 **BIRTHPLACE:** Thomasville, NC **RESIDENCE:** Thomasville, NC; plays out of Colonial CC **HEIGHT:** 6-3 **WEIGHT:** 170 **FAMILY:** October 1, 1980 **EDUCATION:** Wake Forest University (2003, Sociology) **SPECIAL INTERESTS:** Watching Wake Forest basketball **TURNED PROFESSIONAL:** 2003 **OTHER INFORMATION:** Will be playing his rookie season on the 2005 Nationwide Tour. Finished T23 at the 2003 Chattanooga Classic in his only made cut in three career appearances on the Nationwide Tour. Member of the 2004 Hooters Tour after winning the 2003 Dothan Classic, his first career start on that Tour. Was an honorable mention All-American selection at Wake Forest in 2003. Was the 2002 North Carolina State Amateur champion. Two-time North Carolina state high school champion (1997-98). Cites winning his first-ever start on the Hooters Tour as his biggest thrill in golf. Lists his parents as his heroes. Was 13 when he got his start in golf from his dad.



WILLIS, Garrett

FULL NAME: Garrett Michael Willis **BIRTHDATE:** November 21, 1973 **BIRTHPLACE:** Charlotte, NC **RESIDENCE:** Knoxville, TN **HEIGHT:** 6-1 **WEIGHT:** 175 **FAMILY:** Wife, Jennifer **EDUCATION:** East Tennessee State University (1996, Communications) **SPECIAL INTERESTS:** Dining, TV and video games **TURNED PROFESSIONAL:** 1996 **OTHER INFORMATION:** Posted two top-25s in 2004, including season-best T12 at the Chrysler Classic of Tucson, the event he won in 2001. Made the first hole-in-one in Reno-Tahoe Open tournament history when he aced No. 16, using an 8-iron on the 156-yard hole. Best effort of the 2003 season was T11 at the Bell Canadian Open. Aced the par-3 11th hole with a 4-iron from 208 yards during the second round of the 2003 Deutsche Bank Championship. In 2002, fell out of the top 125 on the money list. Earned his only top-10 in his 26th start of the season in Valero Texas Open. Followed first-round 1-over-par 71 with a LaCantera course record 61. Rounds of 66-66 on the weekend earned \$261,333, second-largest payday of TOUR career. Paycheck lifted him from 180th to 133rd on the TOUR money list. Needed only 96 putts on the week. Ended the 2002 season making eight consecutive cuts. In 2001 made first PGA TOUR start a winning one, defeating Kevin Sutherland by one stroke at Touchstone Energy Tucson Open. Victory made him the 44th TOUR rookie to win since 1970. Third-round 64, after opening 71-69, lifted him to within two strokes of lead. Closed with 69. Third TOUR player to win his first start as a member, joining Ben Crenshaw (1973) and Robert Gamez (1990). Finished 66th on the 2000 Nationwide Tour money list with four top-25s. In 1999, made the cut in nine of 15 Nationwide Tour events with five top-25s. Monday qualifier who held the 36- and 54-hole leads at the 1999 Greensboro Open. Owned a three-stroke lead with three holes to play in the final round, but struggled down the stretch and finished second to winner Shaun Micheel. Qualified for the U.S. Open in 1998 and 1999, missing the cut both times. Won the 1997 Panama Open in January, coming from seven strokes back on the final day. Won 1996 Hooters Tour event in Decatur, AL in his first professional tournament. First-team All-American at East Tennessee State. Planned to get married the week following his victory in Tucson, at the Sony Open in Hawaii, but wedding was delayed to the week of the AT&T Pebble Beach National Pro-Am.



NATIONWIDE TOUR SUMMARY:

BEST NATIONWIDE TOUR CAREER FINISH: 2—1999 Greensboro Open.

MONEY & POSITION:

1997	—	6,659	—141	1999	—	53,451	—50	2004	—	1,663	—320
1998	—	24,130	—82	2000	—	73,248	—68				

BEST 2004 NATIONWIDE TOUR FINISH: T48—Knoxville Open.

NATIONWIDE TOUR CAREER LOW ROUND: 63—2000 Wichita Open/2

2004 NATIONWIDE TOUR SUMMARY: Tournaments Entered—4; in money—2; Top-10 finishes—0

NATIONWIDE TOUR CAREER SUMMARY: Tournaments Entered—75; in money—38; Top-10 finishes—6

NATIONWIDE TOUR CAREER EARNINGS: \$159,150

Other Prominent Players

PGA TOUR SUMMARY:

PGA TOUR VICTORIES (1): 2001 Touchstone Energy Tucson Open.

MONEY & POSITION:

1998 —	0	2001 —	684,038 —	77	2003 —	467,213 —	134
1999 —	0	2002 —	444,483 —	136	2004 —	165,210 —	196

BEST 2004 PGA TOUR FINISHES: T12—Chrysler Classic of Tucson; T18—Reno-Tahoe Open.

2004 PGA TOUR SUMMARY: Tournaments Entered—17; in money—7; Top-10 finishes—0

PGA TOUR CAREER SUMMARY: Tournaments Entered—114; in money—48; Top-10 finishes—2

PGA TOUR CAREER EARNINGS: \$1,760,942

WILSON, John

FULL NAME: John Wilson **BIRTHDATE:** February 23, 1959 **BIRTHPLACE:** Ceres, CA **RESIDENCE:** Indian Wells, CA; plays out of Indian Wells CC **HEIGHT:** 6-1 **WEIGHT:** 165 **FAMILY:** Wife, Kathy; Christopher (2/26/79), Shannon (4/30/81), Spencer (12/10/91), Sacher Joseph (9/21/95), Addison (8/18/99) **EDUCATION:** College of the Desert **SPECIAL INTERESTS:** Fishing, all sports, gardening **TURNED PROFESSIONAL:** 1987 **OTHER INFORMATION:** Member of the PGA TOUR in 1991 and 1994-97. Nationwide Tour member 1998-2001. Played in just two events in 2003, missing the cut in both. Also had only two starts in 2002. T16 at the State Farm Open and missed the cut at the Bank of America Monterey Peninsula Classic. Made the cut in 10 of 21 tournaments in 2001 on the Nationwide Tour. Posted two top-10 finishes, including a T6 at the Gila River Classic and a T9 at the Dayton Open. Shot in the 60s in all four rounds of each tournament. Made the cut in 12 of 27 events in 2000, with nine top-25 finishes, including a T10 at the Steamtown Classic. Lowest score of the year was a 63 (7-under) in the second round of the Greensboro Open. Earned his second career win at the 1999 Dayton Open, finishing at 20-under to win by one stroke over Brian Tennyson. Posted rounds of 68-66-66-68 to win at Dayton and collect \$45,000 to jump from No. 105 to No. 19 on the money list. Made the cut in 11 of 25 events in 1999, with three top-25 finishes. Was T4 at the Hershey Open, posting a final-round 68 to move up the leaderboard. Started quickly in 1998, with a T2 at the Monterrey Open before cruising to five-stroke win at the Louisiana Open. Followed win with playoff loss to Vance Veazey the next week at the Shreveport Open. Lost a three-man playoff to Tom Lehman in the 1991 Mississippi Gulf Coast Classic. Posted five top-10 finishes during PGA TOUR career, with two T4s his career-best finishes (1994 Anheuser-Busch Golf Classic and 1996 Phoenix Open). Top year on PGA TOUR was 1996, with 115th-place finish on the money list.



NATIONWIDE TOUR SUMMARY:

NATIONWIDE TOUR VICTORIES (2): 1998 Louisiana Open. 1999 Dayton Open.

MONEY & POSITION:

1991 —	13,630 —	75	1998 —	112,010 —	17	2002 —	5,910 —	209
1992 —	4,875 —	134	1999 —	68,110 —	35	2003 —	0	
1994 —	13,167 —	93	2000 —	55,904 —	80			
1997 —	2,000 —	189	2001 —	54,303 —	74			

NATIONWIDE TOUR CAREER LOW ROUND: 63—2000 Greensboro Open/2

NATIONWIDE TOUR CAREER SUMMARY: Tournaments Entered—110; in money—56; Top-10 finishes—11

NATIONWIDE TOUR CAREER EARNINGS: \$329,909

PGA TOUR SUMMARY:

BEST PGA TOUR CAREER FINISH: T4—1994 Anheuser-Busch Golf Classic, 1996 Phoenix Open.

MONEY & POSITION:

1991 —	43,041 —	180	1994 —	155,058 —	117	1996 —	182,121 —	115
1992 —	576 —	318	1995 —	149,280 —	125	1997 —	112,836 —	160

PGA TOUR CAREER SUMMARY: Tournaments Entered—145; in money—72; Top-10 finishes—5

PGA TOUR CAREER EARNINGS: \$642,913

WOLLMANN, Chris

FULL NAME: Chris Jason Wollmann **BIRTHDATE:** April 30, 1975 **BIRTHPLACE:** Parma, OH **RESIDENCE:** Strongsville, OH; plays out of Ridgewood GC (Parma, OH) **HEIGHT:** 6-1 **WEIGHT:** 200 **FAMILY:** Single **EDUCATION:** Ohio State University (1998, Business Marketing) **TURNED PROFESSIONAL:** 1998 **OTHER INFORMATION:** Missed the cut at the 2004 Knoxville Open, his only start on Tour last year. Member of the Nationwide Tour in 2001. Made the cut in 12 of 25 starts, finishing No. 83 on the money list, with \$48,592. Posted a career-best finish at the Knoxville Open, finishing solo fourth. Has played on both the Canadian Tour and Hooters Tour. Winner of the 1995 U.S. Amateur Public Links Championship. Defeated Bill Camping, 4 and 3, in the championship finals at Stow Acres (MA) CC. Cites playing in the 1996 Masters as his biggest thrill in golf. Lists his dad, who gave him his start in golf, as his hero. Member of the victorious 1997 U.S. Walker Cup team, which defeated Great Britain and Ireland, 18-6. Other U.S. team members included future professionals Brad Elder, Jason Gore and Joel Kriebel. Grew up on a municipal golf course and still plays the same course in Parma, OH.



NATIONWIDE TOUR SUMMARY:

BEST NATIONWIDE TOUR CAREER FINISH: 4—2001 Knoxville Open.

MONEY & POSITION:

1996 —	0	2000 —	1,200 —	289	2003 —	0	
1998 —	3,392 —	176	2001 —	48,592 —	83	2004 —	0
1999 —	0	2002 —	4,557 —	227			

NATIONWIDE TOUR CAREER LOW ROUND: 63—2001 Fort Smith Classic/4

2004 NATIONWIDE TOUR SUMMARY: Tournaments Entered—1; in money—0; Top-10 finishes—0

NATIONWIDE TOUR CAREER SUMMARY: Tournaments Entered—40; in money—16; Top-10 finishes—1

NATIONWIDE TOUR CAREER EARNINGS: \$57,741

PGA TOUR SUMMARY:

BEST PGA TOUR CAREER FINISH: T54—2000 B.C. Open.

MONEY & POSITION:

2000 —	4,540
--------	-------

PGA TOUR CAREER SUMMARY: Tournaments Entered—3; in money—1; Top-10 finishes—0

PGA TOUR CAREER EARNINGS: \$4,540

WURTZ, Mark

FULL NAME: Mark Wurtz **BIRTHDATE:** October 31, 1964 **BIRTHPLACE:** Yakima, WA **RESIDENCE:** La Quinta, CA; plays out of La Quinta Hotel & GC **HEIGHT:** 5-10 **WEIGHT:** 165 **FAMILY:** Wife, Deborah; Lindsey (2/28/97), T.J. (1/10/99) **EDUCATION:** University of New Mexico **SPECIAL INTERESTS:** Movies **TURNED PROFESSIONAL:** 1986 **OTHER INFORMATION:** PGA TOUR member in 1994-95 and 1998. Nationwide Tour member from 1996-97 and 1999-2004. Struggled in 2004, finishing No. 194 on the money list without any top-25 finishes for the first time as a member. Made the cut in 12 of 21 events on the 2003 Nationwide Tour. Finished the season No. 77 on the final money list, with \$60,892. Finished inside the top 25 seven times but failed to crack the top 10 in any of those finishes. T11 at the Oregon Classic was his best result. Missed the cut in his only two 2003 PGA TOUR appearances (AT&T Pebble Beach National Pro-Am and the U.S. Open). Made the cut in 13 of 24 starts in 2002 on the Nationwide Tour, with three top-10 finishes. Season-best T3 at the LaSalle Bank Open after closing with a 68, matching the best final-round score. Made the cut in 11 of 20 tournaments on the 2001 Nationwide Tour. Finished the season No. 57 on the money list with \$76,122. Runner-up along with Rod Pamplung to champion D.A. Points at the Inland Empire Open, pocketing \$37,400. Made the cut in 10 of 17 events in 2000, with two top-10 finishes. Runner-up at the 1999 Wichita Open. Earned his first career title at the 1997 Shreveport Open where his second-round 63 tied the Southern Trace CC course record and gave him the 36-hole lead. Held the 54-hole lead and went on to win by one over Brian Kamm. Due to spring floods, Shreveport tournament was rescheduled from April 10-13 to Oct. 9-12, making that event the final full-field tournament before the season-ending Tour Championship. Shreveport tournament was only his fifth Tour event of year. First-place check of \$36,000 jumped him from No. 138 on money list to No. 46 to earn a berth in Tour Championship. Only career top-10 finish on the PGA TOUR, a T8 at the 1994 Motorola Western Open. Winner of the 1991 Manitoba Open and Canadian Tournament Players Championship, 1992 California State Open and the 2001 Southern Arizona Open. Biggest thrill in golf was playing in the U.S. Open Championship. Got his start in golf from his father, a PGA professional.



NATIONWIDE TOUR SUMMARY:

NATIONWIDE TOUR VICTORIES (1): 1997 Shreveport Open.

MONEY & POSITION:

1991 —	1,415 —	203	1997 —	45,796 —	45	2002 —	71,969 —	62
1992 —	15,656 —	79	1998 —	3,483 —	173	2003 —	60,892 —	77
1993 —	0	1999 —	47,855 —	56	2004 —	9,568 —	194	
1994 —	2,177 —	181	2000 —	59,009 —	77			
1996 —	22,618 —	81	2001 —	76,122 —	57			

BEST 2004 NATIONWIDE TOUR FINISH: T26—BMW Charity Pro-Am at The Cliffs.

NATIONWIDE TOUR CAREER LOW ROUND: 63—2 times, most recent 2002 Fort Smith Classic/2

2004 NATIONWIDE TOUR SUMMARY: Tournaments Entered—21; in money—5; Top-10 finishes—0

NATIONWIDE TOUR CAREER SUMMARY: Tournaments Entered—160; in money—86; Top-10 finishes—12

NATIONWIDE TOUR CAREER EARNINGS: \$416,559

PGA TOUR SUMMARY:

BEST PGA TOUR CAREER FINISH: T8—1994 Motorola Western Open.

MONEY & POSITION:

1994 —	103,252 —	153	1998 —	40,215 —	213	2003 —	0
--------	-----------	-----	--------	----------	-----	--------	---

Other Prominent Players

1995 — 59,949 — 189 2001 — 7,388
1996 — 13,040 — 262 2002 — 6,660

PGA TOUR CAREER SUMMARY: Tournaments Entered—88; in money—34; Top-10 finishes—1

PGA TOUR CAREER EARNINGS: \$230,504

Z

ZOKOL, Richard

FULL NAME: Richard Zokol **BIRTHDATE:** August 21, 1958 **BIRTH-PLACE:** Kitimat, British Columbia, Canada **RESIDENCE:** White Rock, British Columbia, Canada **HEIGHT:** 5-10 **WEIGHT:** 180 **FAMILY:** Wife, Joanie; Conor and Garrett (10/14/87), Hayley (6/25/90) **EDUCATION:** Brigham Young University **SPECIAL INTERESTS:** Studying the human mind, family, hunting **TURNED PROFESSIONAL:** 1981 **OTHER INFORMATION:** Played in one event in 2004, missing the cut at the Bell Canadian Open. Made his first cut of the 2003 season in his eighth event. Ended the season with two made cuts in 13 starts, with T46 at the Reno-Tahoe Open his best outing. PGA TOUR veteran made six of 20 cuts in 2002 before season-ending surgery to repair a severely arthritic joint in a right toe. Did not play after the 2002 Bell Canadian Open, and was granted a Minor Medical Extension for 2003. Earned 2002 TOUR card after finishing No. 13 on 2001 Nationwide Tour money list. Earned Nationwide Tour victory at 2001 Samsung Canadian PGA Championship, where he became first Canadian-born player to win the event since Ashley Chinner in 1996. Set tournament record with 17-under-par 271. Won the 1992 Deposit Guaranty Golf Classic (unofficial event), which was played opposite the Masters. Later that year, posted 19-under par total to win the Greater Milwaukee Open by two strokes over Dick Mast. Member of the 1980 Canada World Amateur Cup team. Winner of 1980 International Champions (Morocco). Won the 1981 Canadian Amateur. Member of the 1981 Brigham Young University NCAA Championship team. Roomed with Bobby Clampett for three years at BYU. Winner of 1982 British Columbia Open on the Canadian Tour, 1984 Utah State Open. Five-time Dunhill Cup team member. Interested in the mental aspects of the game. Once wore earphones to listen to music between shots while playing, earning nickname "Disco Dick."



NATIONWIDE TOUR SUMMARY:

NATIONWIDE TOUR VICTORIES (1): 2001 Samsung Canadian PGA Championship.

MONEY & POSITION:

1999 — 63,937 — 42 2001 — 167,192 — 13 2003 — 5,085 — 232
2000 — 27,534 — 116 2002 — 0

NATIONWIDE TOUR CAREER LOW ROUND: 64—2001 Inland Empire Open/1

NATIONWIDE TOUR CAREER SUMMARY: Tournaments Entered—53; in money—38; Top-10 finishes—8

NATIONWIDE TOUR CAREER EARNINGS: \$263,748

PGA TOUR SUMMARY:

PGA TOUR VICTORIES (1): 1992 Greater Milwaukee Open.

MONEY & POSITION:

1982 — 15,111 — 158	1990 — 191,634 — 84	1998 — 29,905 — 231
1983 — 38,107 — 117	1991 — 78,426 — 149	1999 — 27,022 — 246
1984 — 56,605 — 97	1992 — 311,909 — 48	2000 — 169,492 — 172
1985 — 71,192 — 102	1993 — 214,419 — 80	2001 — 32,803 — 220
1986 — 37,888 — 152	1994 — 78,074 — 169	2002 — 53,437 — 215
1987 — 114,406 — 89	1995 — 23,371 — 234	2003 — 19,155 — 241
1988 — 142,153 — 83	1996 — 30,260 — 221	2004 — 0
1989 — 51,323 — 163	1997 — 53,705 — 201	

2004 PGA TOUR SUMMARY: Tournaments Entered—1; in money—0; Top-10 finishes—0

PGA TOUR CAREER SUMMARY: Tournaments Entered—411; in money—198; Top-10 finishes—20

PGA TOUR CAREER EARNINGS: \$1,840,397

ZORKIC, Zoran (ZOR-kitch)

FULL NAME: Zoran Zorkic **BIRTHDATE:** September 5, 1966 **BIRTH-PLACE:** Petrovci, Yugoslavia **RESIDENCE:** Humble, TX; plays out of Red Wolf Run GC (Huffman, TX) **HEIGHT:** 6-2 **WEIGHT:** 215 **FAMILY:** Wife, Robin; Hayley Lauren (12/22/99) **EDUCATION:** University of Houston (Marketing, 1990) **SPECIAL INTERESTS:** Fishing **TURNED PROFESSIONAL:** 1989 **OTHER INFORMATION:** Member of the Nationwide Tour in 2000 and 2002-04. Made the cut in 12 of 28 starts on the 2004 Nationwide Tour, including three top-25 finishes. Only top-10 performance was T4 at the Knoxville Open. Rounds of 70-67-74-66 led to an 11-under 277, two strokes shy of a playoff eventually won by Hunter Haas. Earned \$45,660 to end the season No. 94 on the money list. Made the cut in 13 of 27 events on the 2003 Nationwide Tour, finishing the year with \$53,280 and the No. 85 spot on the money list. Finished T10 at the Monterey Peninsula Classic for his only top-10 of the season. Made the cut in 15 of 23 starts on Tour in 2002 and earned \$124,386 to finish No. 32 on the money list. Earned his first career title with a steady, final-day 71 to win the SAS Carolina Classic by one shot. Started the last round two shots back of leader Jason Buha. Posted nine straight pars on the back nine to earn first-place check of \$81,000—more than he had earned in his Nationwide Tour and PGA TOUR starts combined. Two-putted from the front fringe from 50 feet on the final hole to edge Doug Barron by one shot. Aced the 226-yard third hole during the second round using a 4-iron. Finished No. 81 on the 2000 Nationwide Tour money list with earnings of \$54,780. Posted a 13-under par total to finish T7 at the 1994 Permian Basin Open. First professional victory came at the 1989 Queensland PGA Championship. Fired a 12-under par 59 in the fourth round of the 1990 Hooters Tour event in Fort Payne, AL. Two-time All-American at the University of Houston. Family moved from what was then Yugoslavia to Australia when he was 5. Wagered a soccer ball against a golf club in a bicycle race as a child. Won the race and won a wooden-shafted 7-iron. Many extended family members still live in his home country. Has become a United States citizen.



NATIONWIDE TOUR SUMMARY:

NATIONWIDE TOUR VICTORIES (1): 2002 SAS Carolina Classic.

MONEY & POSITION:

1990 — 0	1999 — 0	2003 — 53,280 — 85
1991 — 719 — 266	2000 — 54,780 — 81	2004 — 45,660 — 94
1994 — 9,258 — 110	2001 — 0	
1995 — 340 — 285	2002 — 124,386 — 32	

BEST 2004 NATIONWIDE TOUR FINISH: T4—Knoxville Open.

NATIONWIDE TOUR CAREER LOW ROUND: 62—2000 Fort Smith Classic/3

2004 NATIONWIDE TOUR SUMMARY: Tournaments Entered—28; in money—12; Top-10 finishes—1

NATIONWIDE TOUR CAREER SUMMARY: Tournaments Entered—112; in money—53; Top-10 finishes—8

NATIONWIDE TOUR CAREER EARNINGS: \$288,423

PGA TOUR SUMMARY:

BEST PGA TOUR CAREER FINISH: 73—1998 Shell Houston Open.

MONEY & POSITION:

1991 — 0	1998 — 3,880 — 330
1995 — 0	2000 — 0

PGA TOUR CAREER SUMMARY: Tournaments Entered—4; in money—1; Top-10 finishes—0

PGA TOUR CAREER EARNINGS: \$3,880

2005 Nationwide Tour — International Players



Argentina
Rafael Gomez




Australia
Greg Chalmers
Kim Felton
Scott Gardiner
Mathew Goggin
Nathan Green
David McKenzie
Peter O'Malley
Anthony Painter
Cameron Percy
Ewan Porter




Canada
Ahmad Bateman
Carl Desjardins
Jon Mills
David Morland IV
Jim Rutledge



Colombia
Eduardo Herrera



Denmark
Soren Kjeldsen




England
Paul Curry
Steve Collins
Sean Whiffin




India
Arjun Atwal



Ireland
Richie Coughlan
Keith Nolan




Japan
Hiroyuki Fujita
Hiroshi Miyase



Malaysia
Iain Steel



Mexico
Alex Aragon
Keoke Cotner
Esteban Toledo



New Zealand
Steven Alker
Grant Waite
Tim Wilkinson




Scotland
Martin Laird
Alan McLean



Singapore
Craig Carmichael




South Africa
David Carter
David Frost
Craig Lile
Deane Pappas
Warren Schutte
Tjaart van der Walt



South Korea
S.K. Ho



Spain
Nick Cassini



Sweden
Per-Ulrik Johansson
Richard S. Johnson



Yugoslavia
Zoran Zorkic



Zimbabwe
Brendon De Jonge

2005 International Summary
48 International players from 20 countries

With \$313,185 in earnings a year ago, **Ryuji Imada** was one of five Nationwide Tour players to surpass the \$300,000 mark in 2004.



BellSouth Panama Championship

[First of 31 official events]

WALKER



Winner: JIMMY WALKER
65-69-70-69 273 (-7) \$90,000

Panama Golf Club

Panama City, Panama

February 5-8, 2004

Purse: \$500,000

Par: 35-35—70

Yards: 6,818

LEADERS: First Round—Jimmy Walker and Greg Bruckner each shot 5-under-par 65s to lead Jon Mills, Tom Scherrer and Richard Coughlan by one shot.

Second Round—Walker moved to 6-under-par 134 and a one-stroke advantage over Scherrer. Bruckner was two shots back.

Third Round—Walker's even-par 70 kept him at 6-under-par 204, two shots ahead of Scherrer and three clear of Bruckner.

CUT: 63 players at 4-over-par 144 from a field of 143 professionals.

PRO-AM: Jeff Klauk, 53, \$450; Todd Demsey, 53, \$450.

WEATHER: Sunny all week. Highs in the upper 80s. First round suspended due to darkness at 6:45 p.m. Thursday. Play resumed with players back in position Friday at 8:00 a.m. The second round began as scheduled at 7:30 a.m. Second-round play suspended due to darkness at 6:45 p.m. Friday. Second-round action resumed Saturday at 8:30 a.m., with the third round beginning at 10:20 a.m.

ORDER OF FINISH

Jimmy Walker	1	65-69-70-69	273	\$90,000.00
Tom Scherrer	2	66-69-71-72	278	54,000.00
Ryan Armour	3	69-72-68-70	279	34,000.00
Jason Caron	14	67-71-70-73	281	19,687.50
Steve Ford	14	71-73-67-70	281	19,687.50
Paul Gow	14	71-68-69-73	281	19,687.50
Chris Sessler	14	69-73-69-70	281	19,687.50
Greg Bruckner	8	65-71-71-75	282	15,500.00
Curt Byrum	19	72-72-67-72	283	13,500.00
Jeff Klauk	19	68-71-73-71	283	13,500.00
Chris Zambri	19	70-70-70-73	283	13,500.00
Matt Bettencourt	112	72-70-71-71	284	9,800.00
Jeff Freeman	112	67-72-74-71	284	9,800.00
Rafael Gomez	112	72-68-73-71	284	9,800.00
Jon Mills	112	66-71-75-72	284	9,800.00
Jim Rutledge	112	68-74-72-70	284	9,800.00
Jess Daley	117	73-69-68-75	285	7,750.00
Bryant Odom	117	68-70-71-76	285	7,750.00
Jason Buha	119	72-72-69-73	286	5,462.50
Nick Cassini	119	70-69-73-74	286	5,462.50

Barry Cheesman	119	72-72-69-73	286	\$5,462.50	D.J. Trahan	138	71-73-72-73	289	\$2,256.25
Hunter Haas	119	69-73-70-74	286	5,462.50	Daniel Alfredo Vancsik	138	72-70-75-72	289	2,256.25
Steve LeBrun	119	70-72-70-74	286	5,462.50	Vance Veazey	138	70-74-75-70	289	2,256.25
Troy Matteson	119	69-75-72-70	286	5,462.50	Juan Abbate	146	73-71-73-73	290	1,831.25
Brian McCann	119	68-69-74-75	286	5,462.50	James Driscoll	146	71-70-72-77	290	1,831.25
Kenneth Staton	119	71-71-71-73	286	5,462.50	Cesar Monasterio	146	72-72-76-70	290	1,831.25
Richie Coughlan	127	66-75-76-70	287	3,485.72	Dan Stone (S)	146	72-72-74-72	290	1,831.25
Miguel Fernandez	127	69-72-73-73	287	3,485.72	Paul Claxton	150	70-74-75-72	291	1,737.50
Brett Wetterich	127	73-70-73-71	287	3,485.72	Bob Heintz	150	69-69-76-77	291	1,737.50
Doug Barron	127	71-69-73-74	287	3,485.71	Jeff Mixon	152	74-67-68-83	292	1,687.50
Richard Massey	127	72-71-69-75	287	3,485.71	Bob Sowards	152	75-69-78-70	292	1,687.50
Jason Schultz	127	72-69-70-76	287	3,485.71	Brad Adamonis	154	74-70-73-76	293	1,612.50
Sonny Skinner	127	71-71-71-74	287	3,485.71	Eduardo Argiro	154	73-70-74-76	293	1,612.50
Eduardo Herrera	134	74-70-74-70	288	2,850.00	Jody Bellflower	154	74-70-71-78	293	1,612.50
Jeff Quinney	134	69-73-69-77	288	2,850.00	Rick Price	154	71-72-74-76	293	1,612.50
Kyle Thompson	134	73-70-72-73	288	2,850.00	Keoke Cotner	158	73-70-79-72	294	1,525.00
Charles Warren	134	69-72-72-75	288	2,850.00	Kevin Johnson	158	69-72-76-77	294	1,525.00
Ariel Canete	138	72-72-75-70	289	2,256.25	Fran Quinn	158	74-70-77-73	294	1,525.00
Dave Christensen	138	71-70-78-70	289	2,256.25	Warren Schutte	61	73-71-76-77	297	1,475.00
John Connelly	138	70-73-72-74	289	2,256.25	Dan Buchner	162	72-72-76-78	298	1,437.50
Doug Garwood	138	71-72-74-72	289	2,256.25	John Paul Curley	162	71-72-81-74	298	1,437.50
Jeff Street	138	70-72-73-74	289	2,256.25					

(Q)=Open Qualifier; (S)=Sponsor Exemption; T= Tie

The following players did not finish: (C)=cut, W=withdrew, D=disqualified)

C—145-Patrick Damron, Jason Enloe, Raul Fretes, Rudolfo Gonzalez, Jimmy Green, Scott Gump, Ryan Hietala, Ryuji Imada, Pete Jordan, David Kirkpatrick, Han Lee, Bill Lunde, Scott Petersen, Lee Porter, Brent Schwarrock, Scott Sterling, Darron Stiles, Bubba Watson, **146**-Ahmad Bateman, Todd Demsey, John Elliott, Ryan Gildersleeve, Gabriel Hjertstedt, Bobby Kalinowski, John Klauk, Rob McKelvey, Perry Moss, Jake Reeves, Steve Runge, Chris Tidland, **147**-Shane Bertsch, Justin Bolli, Michael Harris, Alexandre Rocha, Mike Sposa, Tyler Williamson, **148**-Rodney Butcher, Andy Doeden, Jeff Gallagher, Brian Kamm, Doug LaBelle II, Franklin Langham, Andy Morse, David Ogrin, Brad Ott, Johnson Wagner, Mark Wurtz, **149**-Bob Byman, Brian Guetz, Keith Huber, Andres Romero, Byron Schlagenhauf, Jose Trauwitz, Ty Tryon, **150**-Mike Donald, Bob Friend, Bobby Gage, Stephen Gangluff, Steve Haskins, Ryan Howison, Matt Jones, Brian Wilson, Julio Zapata, **151**-Chris Anderson, Mike Norman, Zoran Zorkic, **152**-Ryan Gioffre, Jeff Gove, **153**-Bryan Decorso, **154**-Michael Beard, **155**-John Bloomfield, **156**-Rob Bradley, Billy Judah, Matt Sharkey, **157**-Jeremy Wilkinson, **160**-Dave Schreyer, **161**-Scott Harrington, 163-Tomohiro Watanabe. **W—77**-Rick Fehr. **D—74**-Mike Perez.

TOURNAMENT HISTORY

Year	Winner	Score	Runner-up	Score	Location	Par/Yards
2004	Jimmy Walker	273	Tom Scherrer	278	Panama GC	70/6,818
					Panama City, Panama	

72-Hole Record:

273, Jimmy Walker, 2004

18-Hole Record:

65, Jimmy Walker, Greg Bruckner, 2004

36-Hole Record:

134, Jimmy Walker, 2004

54-Hole Record:

204, Jimmy Walker, 2004

Jacob's Creek Open [Second of 31 official events]

JACOB'S CREEK
OPEN CHAMPIONSHIP

WALTERS



Winner: EUAN WALTERS
66-71-70-68 275 (-9) \$145,586

Kooyonga Golf Club

Adelaide, South Australia

February 19-22, 2004

Purse: \$771,528

Par: 36-35-71

Yards: 6,751

LEADERS: First Round—Anthony Painter was at 6-under 65 and led Euan Walters, Adam Groom, Nick O'Hern, Jeff Klauk and Vance Veazey by one shot. Seven others were two strokes back.

Second Round—Groom, at 7-under 135, led by one over Paul Gow, Jens Nilsson and Painter. Brendan Jones and Walters were two back.

Third Round—Walters was 6-under and led Painter, Mathew Goggin and Matthew Ecob by one. Four more were two off the pace.

CUT: 67 players at 2-over-par 144 from a field of 153 professionals and three amateurs.

WEATHER: Sunny and warm Thursday. Highs in the upper 80s. Sunny skies Friday, with highs in the upper 80s. There was a 30-minute delay at the start of play Saturday due to lightning and rain. Thunderstorms tapered off throughout the day, giving way to light showers and sprinkles. Cloudy skies. Winds at 10-15 mph. High in the mid 70s. Overcast early Sunday, with late sunshine. Highs in the 70s.

ORDER OF FINISH

Euan Walters	1	66-71-70-68	275	\$145,586.00
Wayne Grady (Q)	T2	67-71-71-71	280	58,639.09
Brendan Jones (Q)	T2	69-68-72-71	280	58,639.09
Anthony Painter	T2	65-71-72-72	280	58,639.09
Mathew Goggin	T5	72-70-66-73	281	29,117.34
Scott Gutschewski	T5	70-73-67-71	281	29,117.34
Nick O'Hern (Q)	T5	66-72-73-70	281	29,117.34
Stephen Collins (Q)	T8	68-73-63-68	282	18,256.11
Martin Doyle (Q)	T8	69-74-67-72	282	18,256.11
Scott Gardiner (Q)	T8	72-69-70-71	282	18,256.11
Craig Jones (Q)	T8	71-71-72-68	282	18,256.11
Michael Long (Q)	T8	71-71-72-68	282	18,256.11
Craig Parry (Q)	T8	68-74-70-70	282	18,256.11
Jimmy Walker	T8	71-71-72-68	282	18,256.11
Adam Groom (Q)	T15	66-69-74-74	283	12,293.99
Mike Sposa	T15	69-70-72-72	283	12,293.99
David Bransdon (Q)	T17	72-71-72-69	284	9,513.69
Jason Caron	T17	71-71-75-67	284	9,513.69
James Driscoll	T17	69-70-74-71	284	9,513.69
Matthew Ecob (Q)	T17	68-71-69-76	284	9,513.69
David Diaz (Q)	T21	70-73-73-69	285	8,330.79
Paul Gow	T21	71-65-78-71	285	8,330.79

Marcus Cain (Q)	T23	68-74-73-71	286	\$6,863.37	Andrew Bonhomme (Q)	T47	70-72-72-76	290	\$2,280.86
Doug LaBelle II	T23	67-74-77-68	286	6,863.37	Brad Elder (Q)	T47	69-71-73-77	290	2,280.86
Troy Matteson	T23	74-68-74-70	286	6,863.37	Anthony Gilligan (Q)	T47	72-72-73-73	290	2,280.86
David McKenzie (Q)	T23	71-70-73-72	286	6,863.37	Jeff Klauk	T47	66-75-75-74	290	2,280.86
Jens Nilsson (Q)	T23	67-69-73-77	286	6,863.37	Mahal Pearce (Q)	T47	73-71-76-70	290	2,280.86
Fran Quinn	T23	72-69-70-75	286	6,863.37	Richard Ball (Q)	T52	69-74-75-73	291	1,819.83
Paul Sheehan (Q)	T23	68-70-76-72	286	6,863.37	Hunter Haas	T52	71-73-71-76	291	1,819.83
Craig Carmichael (Q)	T30	68-75-70-74	287	5,063.18	Brian McCann	T52	69-73-72-77	291	1,819.83
Richie Coughlan	T30	71-71-75-70	287	5,063.18	Steven Alker	T55	72-70-77-73	292	1,738.95
Wayne Perske (Q)	T30	72-67-71-77	287	5,063.18	Jason Buha	T55	69-75-78-70	292	1,738.95
Gary Simpson (Q)	T30	72-72-74-69	287	5,063.18	Andrew Tschudin (Q)	T55	70-72-76-74	292	1,738.95
Jeremy Wilkinson	T30	71-72-74-70	287	5,063.18	Vance Veazey	T55	66-72-79-75	292	1,738.95
Jess Daley	T35	68-72-77-71	288	4,044.08	Shane Bertsch	T59	72-71-79-71	293	1,690.42
Bradley Hughes (Q)	T35	71-73-72-72	288	4,044.08	Rafael Gomez	T59	70-69-77-77	293	1,690.42
James H. McLean	T35	67-75-74-72	288	4,044.08	Cameron Percy (Q)	T61	70-74-79-71	294	1,649.98
Peter Senior (Q)	T35	73-69-71-75	288	4,044.08	Bob Sowards	T61	67-71-76-80	294	1,649.98
Sonny Skinner	T35	72-72-73-71	288	4,044.08	Scott Sterling	T61	72-72-77-73	294	1,649.98
D.J. Trahan	T35	69-70-75-74	288	4,044.08	Andrew Buckle (Q)	T64	69-75-77-74	295	1,617.63
Brett Wetterich	T35	70-68-77-73	288	4,044.08	Matthew Jones	T64	71-71-73-80	295	1,617.63
Doug Barron	T42	67-77-73-72	289	3,073.50	Mike Harwood (Q)	T66	69-74-77-77	297	1,585.28
Jason Enloe	T42	73-71-74-71	289	3,073.50	Zoran Zorkic	T67	73-69-77-87	306	1,569.10
Nathan Green (Q)	T42	68-70-78-73	289	3,073.50					
Richard Green (Q)	T42	70-72-75-72	289	3,073.50					
Darron Stiles	T42	77-66-71-75	289	3,073.50					

The following players did not finish: (C=cut, W=withdrew, D=disqualified)

C—145—Ryan Armour, Tony Carolan, Patrick Damron, Scott Gump, Gabriel Hjertstedt, Bobby Kalinowski, Richard Lee, David Lutterus (A), Paul Marantz, Lucas Parsons, Adrian Percy, Rick Price, Jim Rutledge, **146**—Barry Cheesman, Paul Claxton, Steven Conran, Andy Doeden, Ryuji Imada, Bill Lunde, Peter O'Malley, Michael Pearson, Scott Petersen, Ricky Schmidt, Johnson Wagner, Tim Wilkinson, **147**—Brad Adamonis, Chris T. Anderson, Elliot Boulton, Gavin Coles, Todd Demsey, Matthew Millar, Gareth Paddison, Neil Sarkies, Paul Spargo, Michael Wright, **148**—Ahmad Bateman, Matt Bettencourt, Brendan Chant, Dave Christensen, Dave Cunningham, Grant Dodd, Kenny Druce, Franklin Langham, Jarrod Moseley, D.A. Points, David Smail, Dave Stockton, Jr., Tyler Williamson, **149**—Justin Bolli, Stuart Bouvier, Chris Gray, Brian Guetz, Kevin Johnson, Shannon Jones, Pete Jordan, Jon Mills, Marcus Norgren, Tom Scherrer, Nigel P. Spence, Toru Suzuki, Kyle Thompson, Ty Tryon, Charles Warren, **150**—Greg Chalmers, Peter Cook (A), Matthew Hazelden, Mike Springer, John Sutherland, **151**—Kris Barkway, Greg Bruckner, Chris Downes, Jason Gore, Andrew Pitt, **152**—Adam Crawford, Bryant Odom, **153**—Kurt Barnes, Ryan Hietala, Han Lee, Aaron Townsend, **154**—Gavin Hills, Jeff Street, **156**—Michael Harris, Henry Perks (A), **157**—Dean Kinney, **158**—Peter Fowler, Leith Wastie, **162**—Nick Watney, Andrew Webster, 163—Doug Garwood.

TOURNAMENT HISTORY

Year	Winner	Score	Runner-up	Score	Location	Par/Yards
2002	Gavin Coles279	Bryce Molder281	Kooyonga GC, Adelaide, South Australia72/6,711
2003	Joe Ogilvie279	Shane Tait280	Kooyonga GC, Adelaide, South Australia72/6,711
2004	Euan Walters275	Wayne Grady Brendan Jones Anthony Painter280	Kooyonga GC, Adelaide South Australia71/6,751

72-Hole Record:

275, Euan Walters, 2004

18-Hole Record:

65, Roland Thatcher, Jarrod Moseley, 2003; Anthony Painter, Paul Gow, 2004

36-Hole Record:

135, Adam Groom, 2004

54-Hole Record:

207, Gavin Coles, 2002; Joe Ogilvie, 2003; Euan Walters, 2004

New Zealand PGA Championship

[Third of 31 official events]



COLES



Winner: GAVIN COLES

70-72-72-68 282 (-6) \$139,248

Clearwater Golf Club

Christchurch, New Zealand

February 26-29, 2004

Purse: \$730,263

Par: 36-36—72

Yards: 7,137

LEADERS: First Round—Dean Alaban was at 6-under 66 and led by one over Craig Jones, Jon Mills and Tom Scherrer. Five more were two back.

Second Round—David Diaz, at 7-under 137, led by one over Mills. Four players were two shots behind.

Third Round—Peter Senior and Bill Lunde shared the lead at 4-under 212. Doug Barron, Scott Sterling and Euan Walters were one back. Five others were two off the pace.

CUT: 62 players at even-par 144 from a field of 156 professionals.

WEATHER: Sunny Thursday, with light winds. Highs in the 60s. Bright sunshine Friday, with winds at 10-15 mph. Highs in the 60s. Colder and overcast Saturday, with steady rain in the morning. Strong winds at 25-35 mph. High of 50. Sunny Sunday, with winds at 15-20 mph. High temperature of 63.

ORDER OF FINISH

Gavin Coles	1	70-72-72-68	282	\$139,248.00
Bradley Hughes (Q)	T2	68-73-73-71	285	56,086.00
Brendan Jones (Q)	T2	67-73-74-71	285	56,086.00
Bill Lunde	T2	69-70-73-73	285	56,086.00
Franklin Langham	T5	72-69-73-72	286	27,849.60
Peter Senior (Q)	T5	71-72-69-74	286	27,849.60
Euan Walters (Q)	T5	73-68-72-73	286	27,849.60
Barry Cheesman	T8	69-75-73-70	287	21,660.80
Scott Sterling	T8	70-69-74-74	287	21,660.80
Doug Barron	T10	69-72-72-75	288	18,179.60
Richard Best (Q)	T10	71-69-75-73	288	18,179.60
Shane Bertsch	T12	70-72-73-74	289	11,763.56
Tony Carolan (Q)	T12	70-73-74-72	289	11,763.56
Jess Daley	T12	73-71-72-73	289	11,763.56
Jon Mills	T12	67-71-80-71	289	11,763.56
Lucas Parsons (Q)	T12	71-68-79-71	289	11,763.56
D.A. Points	T12	72-70-77-70	289	11,763.56
Paul Sheehan (Q)	T12	73-71-73-74	289	11,763.56
Vance Veazen	T12	72-72-74-71	289	11,763.56
Stephen Collins (Q)	T20	72-72-72-74	290	7,890.72

Steven Conran (Q)	T20	70-71-77-72	290	\$7,890.72	Pete Jordan	T37	75-69-79-70	293	\$3,326.48
Andy Doeden	T20	70-72-77-71	290	7,890.72	Wayne Perske (Q)	T37	70-72-77-74	293	3,326.48
Jason Enloe	T20	71-69-77-73	290	7,890.72	Scott Petersen	T37	71-71-75-76	293	3,326.48
Doug LaBelle II	T20	70-71-76-73	290	7,890.72	David Smail (Q)	T37	69-71-78-75	293	3,326.48
Dean Alaban (Q)	T25	66-74-77-74	291	6,324.18	Paul Gow	T47	71-72-79-72	294	2,398.16
Ahmad Bateman	T25	69-74-74-74	291	6,324.18	Ricky Schmidt (Q)	T47	72-72-80-70	294	2,398.16
Paul Claxton	T25	70-72-74-75	291	6,324.18	Ryuji Imada	T49	76-65-79-75	295	2,037.15
Tom Scherrer	T25	67-76-74-74	291	6,324.18	Bobby Kalinowski	T49	72-72-74-77	295	2,037.15
Ryan Armour	T29	73-66-79-74	292	4,776.98	Zoran Zorkic	T49	71-73-78-73	295	2,037.15
Justin Bolli	T29	70-74-77-71	292	4,776.98	Steven Alker	T52	70-72-72-82	296	1,740.60
Richie Coughlan	T29	71-72-74-75	292	4,776.98	Doug Garwood	T52	70-74-77-75	296	1,740.60
David Diaz (Q)	T29	70-67-78-77	292	4,776.98	Kevin Johnson	T52	72-69-84-71	296	1,740.60
Gabriel Hjertstedt	T29	71-72-76-73	292	4,776.98	Matt Bettencourt	T55	70-73-81-73	297	1,670.98
Nick O'Hern (Q)	T29	71-72-78-71	292	4,776.98	David Brandson (Q)	T55	72-70-80-75	297	1,670.98
Toru Suzuki (Q)	T29	72-69-76-75	292	4,776.98	Mike Springer	T55	72-72-82-71	297	1,670.98
D.J. Trahan	T29	70-72-78-72	292	4,776.98	James Driscoll	T58	74-70-80-74	298	1,632.30
Stuart Bouvier (Q)	T37	72-69-78-74	293	3,326.48	Scott Gardiner (Q)	T58	68-73-84-73	298	1,632.30
Martin Doyle (Q)	T37	70-74-75-74	293	3,326.48	Gareth Paddison (Q)	T60	68-72-77-82	299	1,601.35
Brad Elder (Q)	T37	71-70-78-74	293	3,326.48	Johnson Wagner	T60	74-70-82-73	299	1,601.35
Kim Felton (Q)	T37	68-74-78-73	293	3,326.48	Hunter Haas	T62	72-72-81-78	303	1,576.14
Ryan Haller (Q)	T37	71-73-77-72	293	3,326.48					
Craig Jones (Q)	T37	69-71-81-72	293	3,326.48					

(Q)=Australasian Tour Qualifier; T= Tie

The following players did not finish: (C=cut, W=withdrew, D=disqualified)

C—145—Brad Adamonis, Chris Anderson, Brendan Chant, Dave Christensen, Ben Gallie, Nathan Green, Brian Guetz, Michael Harris, Jeff Klauk, Michael Long, Troy Matteson, Cameron Percy, Jim Rutledge, Sonny Skinner, Nigel P. Spence, Jeremy Wilkinson, **146**—Greg Bruckner, Marcus Cain, Matthew Ecob, Anthony Gilligan, Mathew Goggin, Rafael Gomez, Eddie Lee, Brian McCann, Mahal Pearce, Michael Pearson, Andrew Tschudin, Nick Watney, Tyler Williamson, **147**—Craig Carmichael, Jason Dawes, Scott Gump, Scott Gutschewski, Ryan Hietala, David McKenzie, Bryant Odom, James Oh, Anthony Painter, Charles Warren, **148**—Grant Dodd, Stuart Malcolmson, Leigh McKechnie, James H. McLean, Rick Price, Fran Quinn, Darron Stiles, Kyle Thompson, **149**—Kurt Barnes, Elliot Boul, Robin Byrd, Matthew Millar, Marcus Norgren, Andrew Pitt, Bob Sowards, Aaron Townsend, Ty Tryon, Jimmy Walker, **150**—Andrew Buckle, Jason Caron, Dave Cunningham, Chris Downes, Shannon Jones, Richard Lee, John Sutherland, Michael Wright, **151**—Carl Brooking, Todd Demsey, Jens Nilsson, Andrew Webster, **152**—Adrian Percy, Jeff Street, Richard Swift, Tim Wilkinson, **153**—Andrew Bonhomme, Dean Kinney, **154**—Adam Crawford, Patrick Damron, **155**—Richard Ball, Jason Buha, Jason Gore, Dave Stockton, Jr., Brett Wetterich, **156**—Mike Duncumb, Han Lee, Paul Spargo, **157**—Anthony Doyle, **158**—Wayne Grady, David Hartshoren, **159**—Stephen Gordon, Gavin Hills, **160**—Warren Schutte, Leith Wastle. **W—75**—Mike Sposa, Chris Gray.

TOURNAMENT HISTORY

Year	Winner	Score	Runner-up	Score	Location	Par/Yards
HOLDEN CLEARWATER CLASSIC						
2002	Peter O'Malley	271	Brad Ott	276	Clearwater GC, Christchurch, New Zealand	72/7,137
CLEARWATER CLASSIC						
2003	Ryan Palmer	271	Andre Stolz	274	Clearwater GC, Christchurch, New Zealand	72/7,137
NEW ZEALAND PGA CHAMPIONSHIP						
2004	Gavin Coles	282	Bradley Hughes Brendan Jones Bill Lunde	285	Clearwater GC, Christchurch, New Zealand	72/7,137

72-Hole Record:

271, Peter O'Malley, 2002; Ryan Palmer, 2003

18-Hole Record:

63, Ryan Palmer, 2003

36-Hole Record:

132, Ryan Palmer, 2003

54-Hole Record:

203, Peter O'Malley, 2002; Ryan Palmer, 2003

Chitimacha Louisiana Open

Presented by Dynamic Industries [Fourth of 31 official events]



WALKER



Winner: JIMMY WALKER
69-64-74-65 272 (-16) \$85,500

Le Triomphe Country Club

Broussard, LA

March 25-28, 2004

Purse: \$475,000

Par: 36-36—72

Yards: 7,079

LEADERS: First Round—Guy Boros shot a 7-under-par 65 to take a one-stroke advantage over Rafael Gomez and Robert Garrigus.

Second Round—Garrigus moved to 13-under-par 131, two shots in front of Jimmy Walker. Mike Springer was three back.

Third Round—Garrigus' 4-under-par 68 catapulted him to 17-under-par 199. His six-shot advantage over Rick Price equaled a Tour record for largest 54-hole lead.

CUT: 66 players at 2-under-par 142 from a field of 144 professionals.

PRO-AM: Steve LeBrun, 45, \$500.

WEATHER: Mostly cloudy, with gusty winds and isolated sprinkles Thursday. High of 79. Winds SE at 10-10 mph. Sunshine mixed with midday clouds and sprinkles Friday. High of 81. Winds SSE at 10-15 mph. Intervals of clouds and sunshine Saturday. Breezy and warm, with high of 83. Winds SSE at 10-15 mph. Partly sunny on Sunday. High of 83. Winds S at 10-15 mph.

ORDER OF FINISH

Jimmy Walker	1	69-64-74-65	272	\$85,500.00
Rick Price	2	69-67-69-68	273	51,300.00
Charley Hoffman (Q)	3	68-70-70-66	274	32,300.00
Jon Mills	4	69-67-73-67	276	22,800.00
Justin Boli	15	71-68-69-69	277	18,050.00
Robert Garrigus	15	66-65-68-78	277	18,050.00
Steve LeBrun	17	70-69-71-68	278	13,339.59
Craig Lile	17	76-66-69-67	278	13,339.59
Scott Gutschewski	17	71-66-70-71	278	13,339.58
Mike Springer	17	71-63-74-70	278	13,339.58
Darron Stiles	17	70-66-70-72	278	13,339.58
D.J. Trahan	17	69-69-71-69	278	13,339.58
Jim Rutledge	113	70-71-71-67	279	9,183.34
Charles Warren	113	71-67-70-71	279	9,183.33
Boo Weekley	113	72-69-70-68	279	9,183.33
Todd Demsey	116	69-69-70-72	280	7,600.00
Franklin Langham	116	70-70-71-69	280	7,600.00
Brad Ott (Q)	116	71-67-70-72	280	7,600.00
Ben Bates (Q)	119	72-69-70-70	281	5,757.00
Bart Bryant	119	71-69-72-69	281	5,757.00
Rafael Gomez	119	66-74-70-71	281	5,757.00

Dan Pohl	T19	71-69-70-71	281	\$5,757.00	Carl Paulson	T40	67-68-75-76	286	\$2,015.35
Dave Stockton, Jr.	T19	72-66-69-74	281	5,757.00	Kyle Thompson	T40	74-67-72-73	286	2,015.35
Brian Kortan	T24	71-70-73-68	282	4,243.34	Nick Cassini	T47	69-72-76-70	287	1,704.07
Charles Raulerson	T24	71-70-70-71	282	4,243.33	Kevin Muncrief	T47	67-75-75-70	287	1,704.06
Chris Tidland	T24	73-66-72-71	282	4,243.33	Mike Sposa	T47	72-70-72-73	287	1,704.06
Ken Duke	T27	73-67-73-70	283	3,515.00	David Sutherland	T47	72-70-73-72	287	1,704.06
Hunter Haas	T27	72-68-71-72	283	3,515.00	Curt Byrum	T51	71-69-74-74	288	1,626.88
Scott Petersen	T27	71-70-73-69	283	3,515.00	Brad Adamonis (Q)	T51	70-72-70-76	288	1,626.87
Roland Thatcher	T27	73-68-72-70	283	3,515.00	Guy Boros	T53	65-72-77-75	289	1,543.75
Jason Dufner	T31	69-73-71-71	284	2,945.00	Kris Cox	T53	70-72-70-77	289	1,543.75
John Elliott	T31	74-68-71-71	284	2,945.00	David Edwards	T53	70-71-76-72	289	1,543.75
Derek Gillespie (Q)	T31	72-70-69-73	284	2,945.00	Jeff Freeman	T53	71-69-75-74	289	1,543.75
Mike Heinen	T31	72-66-71-75	284	2,945.00	Jeff Gove (Q)	T53	68-71-78-72	289	1,543.75
Matt Peterson (Q)	T31	69-72-74-69	284	2,945.00	Jim Carter	T58	71-69-78-72	290	1,460.63
Jason Caron	T36	74-68-74-69	285	2,517.50	Paul Claxton	T58	73-68-72-77	290	1,460.62
James H. McLean	T36	72-70-69-74	285	2,517.50	Ryan Hietala	T60	68-73-76-74	291	1,413.13
Bryant Odom	T36	69-70-77-69	285	2,517.50	Bob Heintz	T60	72-69-73-77	291	1,413.12
Vance Veazey	T36	71-69-73-72	285	2,517.50	Brent Schwarzrock	T62	71-70-81-70	292	1,377.50
Jason Buha	T40	70-70-78-68	286	2,015.36	Scott Sterling	T63	69-73-77-74	293	1,341.88
Barry Cheesman	T40	73-68-75-70	286	2,015.36	Robin Freeman	T63	74-66-77-76	293	1,341.87
Kelly Gibson	T40	72-68-73-73	286	2,015.36	Brad Lardon	T65	75-67-78-74	294	1,306.25
Steve Haskins	T40	70-67-77-72	286	2,015.36					
Steve Runge (Q)	T40	72-69-73-72	286	2,015.36					

The following players did not finish: (C=cut, W=withdrew, D=disqualified)

C—143—Aaron Barber, Doug Barron, Jess Daley, Joe Daley, Patrick Damron, Trevor Dodds, Steve Ford, Scott Gump, Scott Hend, Jeff Klauk, Joel Kribel, Jim McGovern, David Ogrin, Tag Ridings, Andy Sanders, Chris Sessler, Andre Stolz, Garrett Willis, Mark Wilson, **144**—Greg Bruckner, Brad Bryant, Michael Clark II, Jason Gore, Paul Gow, Troy Matteson, Rob McKelvey, David Morland IV, Greg Sonnier, Mike Standly, Tjaart van der Walt, Chris Zambri, **145**—Todd Barranger, Jody Bellflower, Greg Chalmers, Gavin Coles, Dave Cunningham, Jason Enloe, Bobby Gage, Lucas Glover, Chris James, Michael Long, Travis Nance, Deane Pappas, Tom Scherrer, **146**—Matt Bettencourt, Jeff Gallagher, Mike Grob, Bradley Hughes, Ryuji Imada, John Morse, Kenneth Staton, Brett Wetterich, Willie Wood, **147**—John Kidwell, Doug LaBelle II, Bill Lunde, James Oh, D.A. Points, Mike Reid, Jeremy Wilkinson, **148**—Chris Couch, Doug Garwood, Chad Ginn, Kevin Johnson, Pete Jordan, Brian McCann, Rob Nelson, Ty Tryon, **149**—Ryan Armour, Han Lee, **151**—Brad Fabel, Hirofumi Miyase, **152**—David Church, **154**—Brendon de Jonge, Ted Potter, Jr., Tate Zyrill, 168—David Gary, **W—73**—John E. Morgan, **140**—David Berganio, Jr..

72-Hole Record:

264, Steven Alker, Mike Heinen, 2002; Brett Wetterich, 2003

18-Hole Record:

61, David Lebeck, 2001; Mike Heinen, 2002; Wes Short, 2003

36-Hole Record:

127, Wes Short, 2003

54-Hole Record:

194, Brett Wetterich, 2003

TOURNAMENT HISTORY

Year	Winner	Score	Runner-up	Score	Location	Par/Yards
BEN HOGAN LOUISIANA OPEN						
1992	Sean Murphy#	200	Tony Grimes	201	Le Triomphe CC, Broussard, LA	72/6,978
NIKE LOUISIANA OPEN						
1993	R.W. Eaks	273	Karl Kimball	275	Le Triomphe CC, Broussard, LA	72/6,978
1994	Bill Porter	276	Brad Fabel	278	Le Triomphe CC, Broussard, LA	72/7,004
1995	Stan Utley	268	Keith Fergus	270	Le Triomphe CC, Broussard, LA	72/7,004
1996	Paul Stankowski	266	Greg Whisman	270	Le Triomphe CC, Broussard, LA	72/6,978
1997	Joe Daley~	198	Bobby Wadkins	201	Le Triomphe CC, Broussard, LA	72/6,954
1998	John Wilson	274	Steve Flesch	279	Le Triomphe CC, Broussard, LA	72/7,004
1999	Matt Gogel	277	Kris Cox	278	Le Triomphe CC, Broussard, LA	72/7,004

BUY.COM LOUISIANA OPEN

2000	Rob McKelvey	274	Guy Hill	275	Le Triomphe CC, Broussard, LA	72/7,004
			Ian Leggatt			
2001	Paul Claxton	271	Tim Petrovic	272	Le Triomphe CC, Broussard, LA	72/7,004
			Steve Runge			

LOUISIANA OPEN PRESENTED BY CHITIMACHA

2002	Steven Alker*	264	Mike Heinen	264	Le Triomphe CC, Broussard, LA	72/7,004
------	---------------	-----	-------------	-----	-------------------------------	----------

CHITIMACHA LOUISIANA OPEN PRESENTED BY DYNAMIC INDUSTRIES

2003	Brett Wetterich	264	Ken Duke	267	Le Triomphe CC, Broussard, LA	72/7,004
2004	Jimmy Walker	272	Rick Price	273	Le Triomphe CC, Broussard, LA	72/7,079

Key: * = Playoff # = 54-hole tournament ~ = Weather-shortened

First Tee Arkansas Classic

Presented by Stephens Inc. [Fifth of 31 official events]

The
First Tee®
Arkansas Classic
PRESENTED BY
Stephens Inc.

CHOPRA



Winner: **DANIEL CHOPRA**
75-66-68-66 275 (-13) \$90,000

Diamante Country Club

Hot Springs Village, AR

April 15-18, 2004

Purse: \$500,000

Par: 36-36—72

Yards: 7,519

LEADERS: First Round—Nick Watney, at 5-under 67, led by one over Bill Lunde and Craig Lile. Four others were two shots back.

Second Round—Watney, Kelly Gibson and Mike Standly shared the lead at 7-under 137. Ben Bates and Lile were one back.

Third Round—James Driscoll was at 10-under 206. He led Justin Bolli and Ryuji Imada by two strokes. Six players were three off the pace.

CUT: 66 players at 1-over-par 146 from a field of 156 professionals.

PRO-AM: Dave Stockton, Jr., 48, \$500.

WEATHER: Mostly sunny, warm and windy all week. High temperatures ranged from 77-82. Winds SW at 10-25 mph.

ORDER OF FINISH

Daniel Chopra	1	75-66-68-66	275	\$90,000.00
John Elliott	2	73-66-71-66	276	54,000.00
Justin Bolli	3	73-70-65-70	278	26,000.00
James Driscoll	3	69-70-67-72	278	26,000.00
Ryuji Imada	3	72-70-66-70	278	26,000.00
Chris Tidland	6	73-68-68-70	279	18,000.00
Robert Garrigus	7	76-69-68-67	280	16,750.00
Ben Bates	8	70-68-73-71	282	14,500.00
Bill Lunde	8	68-71-70-73	282	14,500.00
Tjaart van der Walt	8	72-69-70-71	282	14,500.00
Robin Freeman	11	73-72-68-70	283	12,000.00
Kelly Gibson	11	71-66-72-74	283	12,000.00
Aaron Barber	13	74-69-69-72	284	9,666.67
Charley Hoffman	13	70-76-69-69	284	9,666.67
Bob Heintz	13	72-71-66-75	284	9,666.66
Keoke Cotner	16	73-69-71-72	285	7,250.00
Ken Duke	16	72-74-69-70	285	7,250.00
Gary Hallberg	16	70-69-77-69	285	7,250.00
Vaughn Taylor	16	69-71-74-71	285	7,250.00
Vance Veazey	16	72-69-76-68	285	7,250.00
Jimmy Walker	16	75-70-70-70	285	7,250.00

Paul Claxton	T22	72-71-72-71	286	\$4,700.00	Dave Rummells	T43	73-70-76-70	289	\$1,890.63
Patrick Damron	T22	73-71-73-69	286	4,700.00	Mike Standly	T43	70-67-80-72	289	1,890.63
Scott Gutschewski	T22	72-69-73-72	286	4,700.00	Kelly Grunewald (Q)	T43	73-71-72-73	289	1,890.62
Dicky Pride	T22	71-73-70-72	286	4,700.00	Anthony Painter	T43	70-73-74-72	289	1,890.62
Mike Sposa	T22	71-74-69-72	286	4,700.00	Johnson Wagner	T43	73-72-72-72	289	1,890.62
Darron Stiles	T22	73-71-71-71	286	4,700.00	Charles Warren	T43	72-73-71-73	289	1,890.62
Ryan Armour	T28	69-72-73-73	287	3,400.00	Jason Enloe	T51	74-71-74-71	290	1,700.00
Brad Fabel	T28	75-71-71-70	287	3,400.00	Andy Sanders	T51	71-71-73-75	290	1,700.00
Andy Morse	T28	72-73-71-71	287	3,400.00	Mark Wiebe	T51	72-71-74-73	290	1,700.00
Sean O'Hair (Q)	T28	73-69-69-76	287	3,400.00	Jason Gore	T54	72-73-71-75	291	1,612.50
Nick Watney	T28	67-70-72-78	287	3,400.00	Scott Gump	T54	72-71-74-74	291	1,612.50
Scott Weatherly (Q)	T28	72-69-71-75	287	3,400.00	Boo Weekley	T54	73-71-72-75	291	1,612.50
Danny Briggs	T34	72-74-67-75	288	2,600.00	Jeremy Wilkinson	T54	71-75-72-73	291	1,612.50
Michael Clark II	T34	72-74-68-74	288	2,600.00	Paul Gow	T58	73-71-73-75	292	1,512.50
Jason Dufner	T34	74-71-73-70	288	2,600.00	Steve Haskins	T58	76-70-73-73	292	1,512.50
Franklin Langham	T34	72-74-71-71	288	2,600.00	James Oh	T58	76-67-75-74	292	1,512.50
Craig Lile	T34	68-70-74-76	288	2,600.00	Jeff Street	T58	75-71-70-76	292	1,512.50
Hirofumi Miyase	T34	73-70-74-71	288	2,600.00	Chris Anderson	T62	72-74-73-74	293	1,450.00
Scott Petersen	T34	72-69-71-76	288	2,600.00	Brian Smock (Q)	T63	74-68-75-77	294	1,425.00
Scott Sterling	T34	70-75-68-75	288	2,600.00	Doug Barron	T64	73-69-77-76	295	1,387.50
Brett Wetterich	T34	74-72-72-70	288	2,600.00	David Branshaw	T64	72-74-68-81	295	1,387.50
Jason Bohm	T43	72-74-72-71	289	1,890.63	Kevin Muncie	T66	71-75-76-76	298	1,350.00
Brad Ott	T43	71-74-73-71	289	1,890.63					

(Q)=Open Qualifier; (S)=Sponsor Exemption; T= Tie

The following players did not finish: (C=cut, W=withdrew, D=disqualified)

C—147—Steven Alker, Todd Barranger, Jason Caron, Michael Connell, Todd Demsey, Mathew Goggin, Jeff Gove, Hunter Haas, Gabriel Hjertstedt, Bradley Hughes, Steve LeBrun, Rob McKelvey, D.A. Points, Ron Whittaker, Willie Wood, **148**—John Adams, Ahmad Bateman, Doug Garwood, Bobby Kalinowski, Doug LaBelle II, Michael Long, Bryce Molder, Bryant Odom, Mike Sullivan, Mark Wilson, **149**—Jim Benepe, Shane Bertsch, Jess Daley, Brian Henninger, Mike Hulbert, Brian Kortan, Brad Lardon, Jon Mills, Rick Price, Steve Runge, Jim Rutledge, Kyle Thompson, Zoran Zorkic, **150**—Greg Bruckner, Jim Carter, Gavin Coles, Chris Downes, Richard Johnson, Jeff Klauk, Troy Matteson, James H. McLean, John E. Morgan, Dan Pohl, Tom Scherrer, Brent Schwarzrock, Mike Springer, Mark Wurtz, **151**—Guy Boros, Richie Coughlan, Dave Cunningham, Reid Edstrom, David Sutherland, Tyler Williamson, **152**—Jason Buha, Tony Carolan, Bobby Gage, Jeff Gallagher, Chad Ginn, Bill Glasson, Dan Halldorson, Pete Jordan, Ty Tryon, **153**—Nolan Henke, George McNeill, Bryan Novoa, David Ogryn, **154**—Jaxon Brigman, Kerry Lott, Carl Paulson, Bob Sowards, **155**—Jody Bellflower, Kelly Sellers, Dave Stockton, Jr., **156**—Mike Grob, Michael Harris, **157**—Jeff Freeman, **158**—Kyle Ingram, Bob Ralston, **159**—Larry Rinker, Scott Shelby, **160**—Han Lee, Shawn Wills, **167**—Ted Potter, Jr., **172**—Mike Donald. **W—76**—Kevin Johnson.

TOURNAMENT HISTORY

Year	Winner	Score	Runner-up	Score	Location	Par/Yards
BUY.COM ARKANSAS CLASSIC						
2001	Brett Quigley	276	John Elliott	279	Diamante CC, Hot Springs Village, AR	72/7,519
ARKANSAS CLASSIC PRESENTED BY STEPHENS INC.						
2002	Jace Bugg	271	Jason Caron	272	Diamante CC, Hot Springs Village, AR	72/7,519
FIRST TEE ARKANSAS CLASSIC PRESENTED BY STEPHENS INC.						
2003	Ted Purdy*	275	Chris Tidland	275	Diamante CC, Hot Springs Village, AR	72/7,519
2004	Daniel Chopra	275	John Elliott	276	Diamante CC, Hot Springs Village, AR	72/7,519

Key: * = Playoff

72-Hole Record:

271, Jace Bugg, 2002

18-Hole Record:

62, Jason Buha, 2002

36-Hole Record:

130, Zach Johnson, 2003

54-Hole Record:

203, Aaron Baddeley, 2002

Rheem Classic

[Sixth of 31 official events]

Presented by Times Record



LANGHAM



Winner: FRANKLIN LANGHAM
67-61-71-66 265 (-15) \$85,500

Hardscrabble Country Club

Fort Smith, AR

April 22-25, 2004

Purse: \$475,000

Par: 35-35—70

Yards: 6,783

LEADERS: First Round—Jim Carter, at 8-under 62, led by two over Kelly Sellers and by three over Keoke Cotner. Five others were four shots back.

Second Round—Franklin Langham was at 12-under 128 and led by two over Cotner.

Third Round—Langham was at 11-under 199 and led by one over Cotner. Shane Bertsch and Rafael Gomez were three off the pace.

CUT: 64 players at even-par 140 from a field of 155 professionals and one amateur.

PRO-AM: Play was rained out. All players were paid \$46.30

WEATHER: Heavy rain and thunderstorms before sunrise Thursday dumped 1 1/2 inches of rain and forced a three-hour delay prior to the start of play. Partly sunny, with a high of 80. Winds SE at 5-15 mph. Half the field completed the first round. A mixture of clouds and sun, with some afternoon rain showers Friday. High of 75, with winds ESE at 10-15 mph. Five players did not complete the second round. Morning rain and thunderstorms Saturday, with precipitation measuring two inches. Play was delayed 6 1/2 hours at the start. Eighteen of the 64 players completed the third round. Mostly sunny and pleasant Sunday, with a high of 73. Winds NW at 5-15 mph. Preferred lies were played all four days.

ORDER OF FINISH

Franklin Langham	1	67-61-71-66	265	\$85,500.00
Keoke Cotner	2	65-65-70-67	267	51,300.00
Shane Bertsch	3	68-69-65-67	269	32,300.00
Mike Sullivan	4	69-66-68-67	270	22,800.00
Ahmad Bateman	5	68-70-66-68	272	18,050.00
Jeff Hart	7	67-62-67-67	273	15,912.50
Justin Bolli	8	67-67-69-71	274	13,775.00
James Driscoll	18	69-68-66-71	274	13,775.00
Paul Gow	18	73-66-66-69	274	13,775.00
Paul Claxton	11	67-71-70-67	275	10,450.00
Ryuji Imada	11	68-67-73-67	275	10,450.00
Bryce Molter (S)	11	66-69-70-70	275	10,450.00
Vance Veazy	11	66-71-68-70	275	10,450.00
Rafael Gomez	115	68-65-69-74	276	7,837.50
Jeff Klauk	115	72-67-68-69	276	7,837.50
Michael Long	115	72-68-68-68	276	7,837.50
Jim Rutledge	115	68-69-71-68	276	7,837.50
Chris Anderson	119	67-68-72-70	277	5,035.00
Jason Caron	119	69-66-69-73	277	5,035.00

Michael Clark II	T19	70-69-67-71	277	\$5,035.00	Jim Carter	T42	62-73-71-75	281	\$1,872.86
Todd Demsey	T19	69-70-70-68	277	5,035.00	Brian McCann	T42	66-72-71-72	281	1,872.86
Donnie Hammond	T19	68-70-70-69	277	5,035.00	Rob McKevey	T42	69-67-73-72	281	1,872.86
Ryan Hietala	T19	74-66-67-70	277	5,035.00	Leif Olson (Q)	T42	71-68-69-73	281	1,872.86
David Ogrin	T19	69-70-69-69	277	5,035.00	Greg Bruckner	T42	76-64-72-69	281	1,872.85
Scott Petersen	T19	67-73-68-69	277	5,035.00	Mike Springer	T42	70-69-72-70	281	1,872.85
Darron Stiles	T19	71-69-68-69	277	5,035.00	Andrew Dahl (S)	T42	71-66-68-76	281	Amateur
Ryan Gioffre	T28	69-70-69-70	278	3,230.00	Brad Adamonis	T50	71-69-73-69	282	1,662.50
Hunter Haas	T28	69-67-71-71	278	3,230.00	John Elliott	T50	68-72-69-73	282	1,662.50
Charley Hoffman	T28	67-68-70-73	278	3,230.00	Bill Glasson	T50	69-69-73-71	282	1,662.50
D.A. Points	T28	73-66-70-69	278	3,230.00	Nolan Henke	T53	71-68-72-72	283	1,567.50
Rick Price	T28	69-70-72-67	278	3,230.00	Gabriel Hjertstedt	T53	72-66-73-72	283	1,567.50
Fran Quinn	T28	67-69-71-71	278	3,230.00	Bobby Kalinowski	T53	70-70-73-70	283	1,567.50
Jason Buha	T34	68-70-75-66	279	2,707.50	Kelly Sellers	T53	64-68-74-77	283	1,567.50
Gavin Coles	T34	66-71-71-71	279	2,707.50	Boo Weekley	T53	72-66-75-70	283	1,567.50
Michael Connell (Q)	T34	69-68-71-71	279	2,707.50	Brendon de Jonge (Q)	58	69-69-74-72	284	1,496.25
Bill Lunde	T34	70-67-69-73	279	2,707.50	Steve Runge	T59	69-69-74-73	285	1,460.62
Doug Barron	T38	68-71-71-70	280	2,327.50	Jeff Street	T59	71-66-75-73	285	1,460.62
Jeff Freeman	T38	66-70-69-75	280	2,327.50	Ty Tryon	61	68-72-74-73	287	1,425.00
Dave Rummells	T38	68-70-71-71	280	2,327.50	Dave Stockton, Jr.	62	70-70-76-72	288	1,401.25
Jeremy Wilkinson	T38	70-68-70-72	280	2,327.50	Troy Matteson	63	68-72-76-78	294	1,377.50
Ben Bates	T42	72-66-73-70	281	1,872.86					

The following players did not finish: (C=cut, W=withdrew, D=disqualified)

C—141—Ryan Armour, Matt Brost, Patrick Damron, Doug Garwood, Steve Haskins, Bob Heintz, Pete Jordan, Richard Massey, Bryant Odom, Kyle Thompson, Mark Wiebe, Mark Wurtz, Chris Zambri, **142**—Jody Bellflower, Barry Cheesman, Dave Cunningham, Bobby Gage, Robert Garrigus, Bret Guez, P.H. Horgan III, Warren Schutte, Tyler Williamson, Willie Wood, **143**—Jim Benez, Jeff Gallagher, Kelly Gibson, Michael Harris, John Morse, James Oh, Mike Perez, Dan Pohl, Brett Wetterich, **144**—Steven Alker, Dave Christensen, Kevin Durkin, Robin Freeman, Mathew Goggin, Scott Gutschewski, Brian Henninger, Bradley Hughes, Richard Johnson, Doug LaBelle II, Steve LeBrun, Anthony Painter, Andy Sanders, Tom Scherrer, Chris Sessler, Mike Standly, Craig Walker, Charles Warren, Nick Watney, Zoran Zorkic, **145**—Brad Fabel, Brent Schwarrock, Sonny Skinner, Johnson Wagner, **146**—Matt Bettencourt, Bobby Collins, Charleton Dechert, Chris Downes, Jason Gore, Han Lee, Jon Mills, Carl Paulson, Jeremy Tucker, **147**—Tony Carolan, Andy Doeden, Jason Enloe, Tim Fleming, Scott Gump, Gary Hallberg, Dan Halldorson, Matt Sharkey, Scott Sterling, Brad Weesner, **148**—John Adams, Chip Beck, John Mallinger, Ted Potter, Jr., Larry Rinker, **149**—Brian Guez, **150**—Todd Barranger, Richie Coughlan, Mike Sposa, **151**—Mike Donald, **152**—Bob Sowards, **153**—Jess Daley, Mike McQuain, Mike Reid, **W—75**—Chris Tidland, 72-Ben Clark, **D—73**—Craig Lile, **138**—D.J. Trahan.

TOURNAMENT HISTORY

Year	Winner	Score	Runner-up	Score	Location	Par/Yards
NIKE FORT SMITH OPEN						
1998	Mark Hensby	260	Woody Austin	262	Hardscrabble CC, Fort Smith, AR	70/6,620
1999	Gary Webb	264	Matt Peterson	265	Hardscrabble CC, Fort Smith, AR	70/6,620
BUY.COM FORT SMITH CLASSIC						
2000	Tim Clark	264	Lee Rinker	267	Hardscrabble CC, Fort Smith, AR	70/6,619
2001	Jay Delsing*	263	Jeff Freeman	263	Hardscrabble CC, Fort Smith, AR	70/6,619
FORT SMITH CLASSIC PRESENTED BY TIMES RECORD						
2002	Todd Fischer	269	Gavin Coles	270	Hardscrabble CC, Fort Smith, AR	70/6,619
			Doug Barron			
			Andy Sanders			
RHEEM CLASSIC PRESENTED BY TIMES RECORD						
2003	Zach Johnson*	272	Steve Haskins	272	Hardscrabble CC, Fort Smith, AR	70/6,619
2004	Franklin Langham	265	Keoke Cotner	267	Hardscrabble CC, Fort Smith, AR	70/6,783

Key: * = Playoff

72-Hole Record:

260, Mark Hensby, 1998

18-Hole Record:

60, Jeff Freeman, 2001

36-Hole Record:

128, Franklin Langham, 2004

54-Hole Record:

195, Mark Hensby, 1998

BMW Charity Pro-Am at The Cliffs

[Seventh of 31 official events]

BMW
Charity Pro-Am
at The Cliffs



IMADA



Winner: RYUJI IMADA
70-66-65-69 270 (-18) \$108,000

Cliffs Valley

Travelers Rest, SC (Host)

April 29–May 2, 2004

Purse: \$600,000

Par: 36-36—72

Yards: 7,023

Keowee Vineyards; Sunset, SC

Par: 36-35—71

Yards: 7,006

LEADERS: First Round—Shane Bertsch, Bradley Hughes and Tony Carolan, all playing at the Cliffs Valley Course, posted 7-under-par 65s to move one shot clear of Dave Cunningham, Robert Garrigus and Ahmad Bateman.

Second Round—Carolan (KV) and Brett Wetterich

(CV), at 11-under-par 132, were one stroke ahead of Bertsch and Brian Hull.

Third Round—Ryuji Imada and Kyle Thompson moved to 14-under-par 201, one shot in front of Anthony Painter, Rick Price and Carolan.

CUT: 62 players at 4-under-par 139 from a field of 156 professionals.

PRO-AM: Pro-celebrity division: Kyle Thompson/George Rogers (63-61-59—183), \$2,300. Pro-amateur division: Jake Reeves/Matthias Schweicher (64-53-59—176), \$2,300.

WEATHER: Partly sunny Thursday. High of 74. Winds SSE at 10-15 mph. Cloudy, with scattered showers Friday through Sunday, with occasional downpours. Temperatures in the mid 70s. Winds variable from 5-10 mph.

ORDER OF FINISH

Won with birdie-3 on the fifth playoff hole

Ryuji Imada	1	70-66-65-69	270	\$108,000.00
Paul Gow	2	68-67-69-66	270	64,800.00
Shane Bertsch	T3	65-68-70-68	271	27,060.00
Richie Coughlan	T3	67-69-67-68	271	27,060.00
Jason Gore	T3	69-68-67-67	271	27,060.00
Bryant Odom	T3	69-70-65-67	271	27,060.00
Rick Price	T3	69-65-68-69	271	27,060.00
Jeff Klauk	T8	70-65-71-66	272	18,000.00
Kyle Thompson	T8	67-67-67-71	272	18,000.00
Sonny Skinner	T10	70-66-69-68	273	12,857.15
Darron Stiles	T10	68-69-70-66	273	12,857.15
Steven Alker	T10	67-71-66-69	273	12,857.14
Brad Bryant	T10	66-68-69-70	273	12,857.14
Tony Carolan	T10	65-67-70-71	273	12,857.14
Anthony Painter	T10	67-71-64-71	273	12,857.14
Vance Veazey	T10	68-69-68-68	273	12,857.14
Jody Bellflower	T17	69-67-69-69	274	9,300.00
Tyler Williamson	T17	72-67-66-69	274	9,300.00
Ryan Armour	T19	71-66-69-69	275	6,771.43

Ahmad Bateman	T19	66-70-69-70	275	\$6,771.43	Keoke Cotner	T41	69-70-70-69	278	\$2,580.00
Ben Duncan (S)	T19	68-70-68-69	275	6,771.43	Jeff Hart	T41	67-70-69-72	278	2,580.00
Jeff Freeman	T19	67-70-71-67	275	6,771.43	Jim Rutledge	T41	71-68-71-68	278	2,580.00
Richard Johnson	T19	69-66-73-67	275	6,771.43	Hunter Haas	T45	68-70-70-71	279	2,280.00
Euan Walters	T19	67-69-69-70	275	6,771.43	Donnie Hammond	T45	67-71-70-71	279	2,280.00
Justin Bolli	T26	66-70-68-71	276	6,771.42	Dave Rummells	T45	70-67-71-71	279	2,280.00
Steve Haskins	T26	68-69-69-70	276	4,140.00	Jeff Gallagher	T48	68-70-69-73	280	2,100.00
Bradley Hughes	T26	70-68-69-69	276	4,140.00	Gary Hallberg	T48	70-68-72-70	280	2,100.00
Craig Lile	T26	65-73-70-68	276	4,140.00	Matthew Jones	T48	70-69-69-72	280	2,100.00
Bill Lunde	T26	69-70-69-68	276	4,140.00	Chris Tidland	T48	72-67-72-69	280	2,100.00
Jon Mills	T26	67-70-67-72	276	4,140.00	D.J. Trahan	T48	72-66-72-70	280	2,100.00
Johnson Wagner	T26	70-65-71-70	276	4,140.00	Robert Garrigus	T53	66-71-73-71	281	1,980.00
Jimmy Walker	T26	72-65-72-67	276	4,140.00	Ryan Hietala	T53	68-71-74-68	281	1,980.00
Brett Wetterich	T26	67-68-70-71	276	4,140.00	Brian Hull (S)	T53	68-65-72-76	281	1,980.00
Mark Wurtz	T26	68-64-72-72	276	4,140.00	James Driscoll	T56	69-68-72-73	282	1,905.00
Chris Anderson	T36	68-69-72-67	276	4,140.00	Scott Gutschewski	T56	70-69-73-70	282	1,905.00
Jason Carron	T36	70-68-70-69	277	3,120.00	Mike Sullivan	T58	70-68-73-73	284	1,860.00
Dave Cunningham	T36	72-67-71-67	277	3,120.00	Bobby Kalinowski	T59	69-68-74-74	285	1,815.00
Stan Utley	T36	66-71-70-70	277	3,120.00	Jeremy Wilkinson	T59	69-70-72-74	285	1,815.00
Boo Weekley	T36	71-67-69-70	277	3,120.00	Harry Taylor (S)	T61	68-70-73-75	286	1,770.00
Greg Bruckner	T41	72-65-72-68	277	3,120.00	Matt Bettencourt	T62	70-69-73-75	287	1,740.00
		68-70-70-70	278	2,580.00					

(Q)=Open Qualifier; (S)=Sponsor Exemption; T=Tie

The following players did not finish: (C)=cut, W=withdrew, D=disqualified

C—140—Doug Barron, Barry Cheesman, Jess Daley, Patrick Damron, Brad Fabel, Bobby Gage, Scott Gump, Scott Harrington, Bob Heintz, Keith Huber, Doug LaBelle II, Michael Long, Richard Massey, Jim McGovern, Jack Nicklaus, James Oh, Carl Paulson, Kevin Pendley, Scott Petersen, Lee Porter, Mike Reid, Tom Scherrer, Kelly Sellers, Mike Sposa, Nick Watney, **141**—Jason Buha, Dave Christensen, Paul Claxton, John Elliott, Robin Freeman, Doug Garwood, Mathew Goggin, Kevin Johnson, Steve LeBrun, Chris Zambri, **142**—Todd Barranger, Chip Beck, Dan Buchner, Steve Ford, Brian Guetz, Michael Harris, John Morse, Warren Schutte, Jeff Street, Zoran Zorkic, **143**—Gavin Coles, Chris Downes, Rob McKeivley, Gary Nicklaus, Jack V. Nicklaus II, D.A. Points, Conrad Ray, Scott Sterling, Ty Tryon, **144**—Jim Benepe, Michael Clark II, Jason Enloe, Nolan Henke, Gabriel Hjertstedt, Pat McGowan, Fran Quinn, Matt Sharkey, Charles Warren, **145**—Andy Doeden, Rafael Gomez, John Klauk, Han Lee, Bryce Molder, Jake Reeves, **146**—Brad Adamonis, Tim Conley, David Ogryn, Steve Runge, Bob Sowards, Dave Stockton, Jr., Mark Wiebe, **147**—Michael Beard, Mike Donald, Pete Jordan, Perry Moss, Ted Potter, Jr., **148**—Dan Hallderson, Andy Morse, Gary Player, Daniel Seawell, **149**—Troy Matteson, Brian McCann, **150**—Jeff Mixon, **151**—Larry Rinker, **153**—John Adams, Michael Nicklaus, **154**—Chris Tucker, **156**—John Gudauskas. **D—74**—Todd Demsey.

72-Hole Record:

264, Charles Warren, 2002

Tournament and Current Course 18-Hole Record:

61, Todd Barranger, 2002 (Cliffs Valley)

64, Stan Utley, 2002; Tripp Isenhour, 2003 (Keowee Vineyards)

36-Hole Record:

129, Stan Utley, 2002

54-Hole Record:

196, Charles Warren, 2002

TOURNAMENT HISTORY

Year	Winner	Score	Runner-up	Score	Location	Par/Yards
BEN HOGAN GREATER GREENVILLE CLASSIC						
1992	Russell Beiersdorf#~	133	Karl Kimball	135	Verdae Greens GC, Greenville, SC	72/6,773
NIKE GREATER GREENVILLE CLASSIC						
1993	Sean Murphy	271	Doug Martin	272	Verdae Greens GC, Greenville, SC	72/6,773
1994	Scott Gump	272	Tim Conley	273	Verdae Greens GC, Greenville, SC	72/6,773
1995	David Toms*	267	Tom Scherrer	267	Verdae Greens GC, Greenville, SC	72/6,773
1996	Michael Christie	265	Danny Ellis	271	Verdae Greens GC, Greenville, SC	72/6,773
NIKE UPGATE CLASSIC						
1997	Chris Smith	267	Terry Price	270	Verdae Greens GC, Greenville, SC	72/6,773
1998	Tom Scherrer~	200	J.L. Lewis	201	Verdae Greens GC, Greenville, SC	72/7,041
1999	Steve Gotsche~	208	Jeff Gove	210	Verdae Greens GC, Greenville, SC	72/7,041
			Jim M. Johnson			
			Sam Randolph			
BUY.COM UPGATE CLASSIC						
2000	Shane Bertsch	269	Tim Straub	273	Verdae Greens GC, Greenville, SC	72/7,041
BUY.COM CHARITY PRO-AM AT THE CLIFFS						
2001	Jonathan Byrd	269	Brenden Pappas	270	The Cliffs G&CC, Travelers Rest, SC	
					Valley Course	72/7,023
					Keowee Vineyards Course	71/7,006

BMW CHARITY PRO-AM AT THE CLIFFS

2002	Charles Warren	264	Todd Fischer	268	The Cliffs G&CC, Travelers Rest, SC	
					Valley Course	72/7,023
					Keowee Vineyards Course	71/7,006
2003	Tripp Isenhour	269	Kyle Thompson	271	The Cliffs G&CC, Travelers Rest, SC	
					Valley Course	72/7,023
					Keowee Vineyards Course	71/7,006
2004	Ryuji Imada	270	Paul Gow	270	The Cliffs G&CC, Travelers Rest, SC	
					Valley Course	72/7,023
					Keowee Vineyards Course	71/7,006

Key: * = Playoff # = 54-hole tournament ~ = Weather-shortened

Chattanooga Classic [Eighth of 31 official events]

Presented by Cummings Cove and Realty Center/GMAC



BOLLI



Winner: JUSTIN BOLLI
72-67-63-65 267 (-21) \$81,000

Black Creek Club

Chattanooga, TN

May 6-9, 2004

Purse: \$450,000

Par: 36-36—72

Yards: 7,044

LEADERS: First Round—Michael Long and Chris Anderson shot course-record-tying, 9-under-par 63s to take a two-stroke advantage over Elliot Gealy and Kelly Gibson.

Second Round—Matthew Jones and Jason Caron moved to 12-under-par 132, one shot ahead of Anderson, Gealy and John Connelly.

Third Round—Anderson moved to sole possession of the lead at 17-under-par 199. Todd Demsey

was one back after a then-course-record-tying, 9-under-par 63.

CUT: 60 players at 5-under-par 139 from a field of 153 professionals and three amateurs.

PRO-AM: Team: D.J. Trahan, 52, \$500.

WEATHER: Mostly sunny all four days. High temperatures in the upper-80s. Winds predominantly out of the WSW at 5-15 mph.

ORDER OF FINISH

Justin Bolli.....1	72-67-63-65	267	\$81,000.00
Chris Anderson.....T2	63-70-66-69	268	39,600.00
Johnson Wagner.....T2	68-66-68-66	268	39,600.00
Doug Barron.....T4	67-68-73-62	270	19,800.00
Matthew Jones.....T4	66-66-72-66	270	19,800.00
Bart Bryant.....T6	70-65-66-70	271	15,637.50
Tyler Williamson.....T6	67-67-67-70	271	15,637.50
Todd Demsey.....T8	70-67-63-72	272	13,050.00
Roland Thatcher.....T8	70-68-66-68	272	13,050.00
Chris Tidland.....T8	67-69-68-68	272	13,050.00
Shane Bertsch.....T11	67-67-71-68	273	8,935.72
Paul Claxton.....T11	67-70-68-68	273	8,935.72
D.A. Points.....T11	70-68-68-67	273	8,935.72
Gavin Coles.....T11	67-69-69-68	273	8,935.71
Elliot Gealy (Q).....T11	65-68-71-69	273	8,935.71
Brad Ott.....T11	68-68-68-69	273	8,935.71
Darron Stiles.....T11	69-70-66-68	273	8,935.71
Robin Freeman.....T18	71-66-65-72	274	6,075.00
Mathew Goggins.....T18	69-70-64-71	274	6,075.00

Kelly Sellers.....T18	68-69-68-69	274	\$6,075.00	Dave Cunningham.....T40	71-68-69-71	279	\$2,070.00
Scott Weatherly (Q).....T18	68-67-69-70	274	6,075.00	Jason Schultz.....T40	70-68-71-70	279	2,070.00
Doug Garwood.....T22	72-66-69-68	275	4,114.29	Kelly Gibson.....T43	65-69-75-71	280	1,815.00
Hunter Haas.....T22	70-68-68-69	275	4,114.29	Steve LeBrun.....T43	68-69-70-73	280	1,815.00
Jeff Hart.....T22	70-68-70-67	275	4,114.29	Mike Standly.....T43	69-70-70-71	280	1,815.00
Charles Raulerson.....T22	72-66-72-65	275	4,114.29	Brad Fabel.....T46	70-69-72-70	281	1,633.50
John Connelly.....T22	66-67-69-73	275	4,114.28	Jeff Klauk.....T46	71-66-70-74	281	1,633.50
Randy Leen (Q).....T22	69-69-67-70	275	4,114.28	James H. McLean.....T46	68-70-74-69	281	1,633.50
Nick Watney.....T22	67-71-65-72	275	4,114.28	Carl Paulson.....T46	67-71-71-72	281	1,633.50
Andy Morse.....T29	67-72-69-68	276	3,150.00	Kenneth Staton.....T46	69-70-70-72	281	1,633.50
Jim Rutledge.....T29	70-67-70-69	276	3,150.00	Andy Doeden.....T51	67-70-73-72	282	1,518.75
Jason Caron.....T31	68-64-73-72	277	2,790.00	Eduardo Herrera.....T51	69-70-68-75	282	1,518.75
Ryan Gioffre.....T31	69-70-68-70	277	2,790.00	Bobby Kalinowski.....T51	67-69-76-70	282	1,518.75
Craig Lile.....T31	67-68-70-72	277	2,790.00	Michael Long.....T51	63-75-73-71	282	1,518.75
Troy Matteson.....T31	66-71-68-72	277	2,790.00	Brian Henninger.....T55	72-67-71-73	283	1,451.25
Brian McCann.....T31	70-69-68-70	277	2,790.00	Scott Petersen.....T55	72-67-71-73	283	1,451.25
Ben Bates.....T36	68-71-64-75	278	2,385.00	Chris Zambri.....T57	66-71-73-74	284	1,417.50
Bobby Gage.....T36	68-70-69-71	278	2,385.00	Ryuji Imada.....T58	69-70-70-76	285	1,383.75
Jake Reeves (Q).....T36	69-70-67-72	278	2,385.00	Keith Nolan (Q).....T58	66-70-72-77	285	1,383.75
Warren Schutte.....T36	67-69-70-72	278	2,385.00				
Brad Adamonis.....T40	68-69-69-73	279	2,070.00				

The following players did not finish: (C=cut, W=withdrew, D=disqualified)

C—140—Ryan Armour, Tony Carolan, Dave Christensen, Jason Gore, Paul Gow, Jon Mills, Tim Simpson, Mike Sposa, Kyle Thompson, Ty Tryon, Bubba Watson, **141**—Aaron Barber, Patrick Damron, Chris Downes, Jeff Gove, Bradley Hughes, Rob McKelvey, Jeff Quinney, Sonny Skinner, Scott Sterling, Vance Veazey, Jimmy Walker, Boo Weekley, Brett Wetterich, **142**—John Elliott, Jeff Gallagher, Stephen Gangluff, Scott Gutschewski, Steve Haskins, Kevin Johnson, Chris Sessler, Josh Teater, Ted Tryba, Tjart van der Walt, **143**—Jason Buha, John Paul Curley, James Driscoll, David Edwards, Joel Edwards, Rafael Gomez, Mike Grob, Gary Hallberg, Bob Heintz, Doug LaBelle II, Luke List (A), Richard Massey, Bryant Odom, Dave Rummells, Mike Springer, Jeff Street, **144**—Dan Buchner, Nick Cassini, Jeff Freeman, Richard Johnson, Mike Sullivan, Garrett Willis, **145**—Greg Bruckner, Barry Cheesman, Brendon de Jonge, Steve Ford, Nolan Henke, Matt Peterson, Euan Walters, Zoran Zorkic, **146**—James Oh, Dan Pohl, Andre Stolz, D.J. Trahan, Stan Utley, Chad Wilfong, **147**—Jody Belflower, Richie Coughlan, Nathan Green, Steve Runge, **148**—Matt Bettencourt, Brian Guetz, Michael Harris, Bill Lunde, **149**—Ben Duncan, Robert Garrigus, Kip Henley, Rick Price, Tom Scherrer, Victor Schwamkrug, Phil Tataurangi, **150**—David McKenzie, **151**—Jason Enloe, Rob Riddle, **153**—Ryan Hietala, **154**—Mike Bennett, Jeff Mixon, **162**—Bryce Ledford (A), **165**—Mark Donnell (A), **169**—Ted Potter, Jr., **W—77**—Fran Quinn, **D**—Mark Wurtz, **204**—Franklin Langham.

TOURNAMENT HISTORY

Year	Winner	Score	Runner-up	Score	Location	Par/Yards
2003	Jason Bohn265	Kyle Thompson266	Black Creek Club, Chattanooga, TN72/7,044
CHATTANOOGA CLASSIC PRESENTED BY CUMMINGS COVE AND REALTY CENTER/GMAC						
2004	Justin Bolli267	Chris Anderson268	Black Creek Club, Chattanooga, TN72/7,044
			Jason Wagner			

72-Hole Record:

265, Jason Bohn, 2003

18-Hole Record:

62, Doug Barron, 2004

36-Hole Record:

131, Tommy Biershenk, 2003

54-Hole Record:

198, Ryan Palmer, Kyle Thompson, 2003

Henrico County Open

[Ninth of 31 official events]



CHOPRA



Winner: DANIEL CHOPRA
65-63-65-65 258 (-30) \$81,000

The Dominion Club

Glen Allen, VA

May 20-23, 2004

Purse: \$450,000

Par: 36-36—72

Yards: 7,089

LEADERS: First Round—Nathan Green, at 10-under-par 62, led by two over Patrick Damron, Chip Sullivan, Franklin Langham, Keoke Cotner and Eduardo Herrera. Eight more players were three off the lead.

Second Round—Langham, Daniel Chopra and Scott Sterling were tied for the lead at 16-under 128. Ryuji Imada, Jeff Street and Green were three back.

Third Round—Chopra, at 23-under 193, led by two over Langham. Bryant MacKellar was four off the off the pace.

CUT: 74 players at 7-under-par 137 from a field of 156 professionals.

PRO-AM: Late-afternoon rain prevented completion of the pro-am. Thirty-four players were paid \$46.30. Twenty players were paid \$46.29.

WEATHER: Mostly cloudy in the morning Thursday and partly cloudy in the afternoon. High of 82, with winds NE at 4-8 mph. Partly sunny, warm and humid Friday, with a high temperature of 88. Winds were SSW at 4-8 mph. There were pre-dawn thunderstorms (3/4 of an inch), followed by hazy, hot and humid temperatures reaching a high of 90. Winds were SW at 6-12 mph. Mostly cloudy, hazy and hot Sunday, with a high of 92. Winds SW at 8-14 mph.

ORDER OF FINISH

Daniel Chopra	1	65-63-65-65	258	\$81,000.00
Nathan Green	T2	62-69-67-64	262	39,600.00
Franklin Langham	T2	64-64-67-67	262	39,600.00
James Driscoll	T4	69-66-65-63	263	19,800.00
Ryuji Imada	T4	67-64-67-65	263	19,800.00
Jimmy Walker	6	66-67-66-65	264	16,200.00
Bryant MacKellar (Q)	T7	66-67-64-69	266	14,512.50
Johnson Wagner	T7	67-66-65-68	266	14,512.50
Jason Buha	9	66-67-67-67	267	13,050.00
David Faught (Q)	T10	67-66-67-68	268	11,700.00
Mark Wilson	T10	67-68-67-66	268	11,700.00
Shane Bertsch	T12	69-66-65-69	269	9,450.00
Scott Sterling	T12	65-63-71-70	269	9,450.00
Kyle Thompson	T12	67-68-66-66	269	9,450.00
Patrick Damron	T15	64-69-70-67	270	7,200.00
Matthew Jones	T15	69-66-69-66	270	7,200.00
Han Lee	T15	68-69-67-66	270	7,200.00
John E. Morgan	T15	69-63-69-69	270	7,200.00
Jeff Street	T15	65-66-70-69	270	7,200.00
Justin Bolli	T15	68-65-67-71	271	5,625.00
Mathew Goggin	T20	68-67-66-70	271	5,625.00
Ben Bates	T22	67-68-66-71	272	4,500.00
Bubba Dickerson (Q)	T22	66-68-69-69	272	4,500.00

Mike Grob	T22	70-66-67-69	272	\$4,500.00	Eduardo Herrera	T48	64-69-70-73	276	\$1,563.75
Michael Henderson (Q)	T22	68-69-71-64	272	4,500.00	Brian Kortan	T48	70-67-67-72	276	1,563.75
Guy Boros	T26	69-65-71-68	273	3,510.00	Will MacKenzie (Q)	T48	65-70-75-66	276	1,563.75
Scott Petersen	T26	66-69-74-64	273	3,510.00	Jon Mills	T48	69-67-67-73	276	1,563.75
Chip Sullivan	T26	64-69-69-71	273	3,510.00	Bob Sowards	T48	67-70-69-70	276	1,563.75
Scott Weatherly	T26	71-66-67-69	273	3,510.00	John Connelly	T54	70-65-71-71	277	1,440.00
Jason Caron	T30	68-65-69-72	274	2,700.00	Keoke Cotner	T54	64-71-68-74	277	1,440.00
Nick Cassini	T30	71-64-69-70	274	2,700.00	Mike Reid	T54	70-67-67-73	277	1,440.00
Gavin Coles	T30	65-70-69-70	274	2,700.00	Jason Schultz	T54	69-68-72-68	277	1,440.00
Scott Gutschewski	T30	68-67-70-69	274	2,700.00	Chris Zambri	T54	71-64-71-71	277	1,440.00
Michael Long	T30	67-67-70-70	274	2,700.00	Aaron Barber	T59	69-68-69-72	278	1,338.75
Troy Matteson	T30	66-68-69-71	274	2,700.00	Dave Christensen	T59	67-69-71-71	278	1,338.75
Kelly Sellers	T30	70-66-70-68	274	2,700.00	Andy Morse	T59	67-70-72-69	278	1,338.75
Tim Simpson	T30	69-66-71-68	274	2,700.00	Fran Quinn	T59	73-64-66-75	278	1,338.75
Charles Warren	T30	69-68-64-73	274	2,700.00	Eric Axley (Q)	T63	69-67-72-71	279	1,260.00
Paul Claxton	T39	68-68-70-69	275	1,920.00	Ahmad Bateman	T63	67-67-72-73	279	1,260.00
Kelly Gibson	T39	69-66-67-73	275	1,920.00	David Edwards	T63	66-71-75-67	279	1,260.00
Paul Gow	T39	69-67-69-70	275	1,920.00	Brad Adamonis	T66	68-67-70-75	280	1,203.75
Brian Henninger	T39	69-68-70-68	275	1,920.00	Brad Ott	T66	75-62-70-73	280	1,203.75
Rob McKelvey	T39	67-68-69-71	275	1,920.00	Matt Cannon (Q)	T68	70-67-74-70	281	1,158.75
D.A. Points	T39	67-70-71-67	275	1,920.00	D.J. Trahan	T68	69-68-75-69	281	1,158.75
Jim Rutledge	T39	69-67-69-70	275	1,920.00	Bryant Odom	T70	69-67-75-72	283	1,125.00
Tom Scherrer	T39	69-66-72-68	275	1,920.00	Brad Lardon	T71	66-70-74-74	284	1,102.50
Darron Stiles	T39	65-72-68-70	275	1,920.00	Brian McCann	T72	67-69-77-77	290	1,080.00
Hunter Haas	T48	65-70-70-71	276	1,563.75					

(Q)=Open Qualifier; (S)=Sponsor Exemption; T= Tie

The following players did not finish: (C=cut, W=withdrew, D=dis-qualified)

C—138—Brad Elder, Steve Ford, Jeff Freeman, Bobby Gage, Elliot Gealy, Gabriel Hjertstedt, Wook-Soon Kang, Steve LeBrun, David Ogrin, Chris Patton, Rick Price, Jeff Quinney, Steve Runge, Andy Sanders, Mike Sullivan, Vance Veazey, Jeremy Wilkinson, **139**—Chris Anderson, Jody Bellflower, Rob Bradley, Greg Bruckner, Todd Demsey, Jeff Gallagher, Steve Haskins, Bob Heintz, Bradley Hughes, Doug LaBelle II, David McKenzie, Garth Mulroy, James Oh, Rick Schuller, Chris Sessler, Mike Standly, Ted Tryba, Tyler Williamson, **140**—Doug Barron, Matt Bettencourt, John Elliott, Ken Green, Scott Gump, Jeff Klauk, Carl Paulson, Chris Tidland, **141**—Greg Chalmers, Jess Daley, Andy Doeden, Jason Gore, Ryan Hietala, Bobby Kalinowski, Richard Massey, Boo Weekley, Brett Wetterich, Eli Zackheim, **142**—Ryan Armour, Doug Garwood, Rafael Gomez, Gary Hallberg, Ryan Howison, Pete Jordan, Randy Leen, Mike Sposa, Kenneth Staton, Zoran Zorkic, **143**—Richie Coughlan, Robin Freeman, **144**—Sonny Skinner, Dave Stockton, Jr., Neil Thompson, Mark Wurtz, **145**—Dave Cunningham, Stephen Gangluff, Brendan Jones, Kevin Muncie, Matt Peterson, Euan Walters, **146**—Joel Edwards, Ryan Goffre, Ricky Touma, **147**—Barry Cheesman, Jay Woodson, **160**—Ted Potter, Jr., **161**—Richard Johnson. **W—137**—David Sutherland. **D—206**—Tony Carolan.

72-Hole Record:

258, Daniel Chopra, 2004

Tournament and Current Course 18-Hole Record:

59, Notah Begay III, 1998

36-Hole Record:

128, Franklin Langham, Daniel Chopra, Scott Sterling, 2004

54-Hole Record:

193, Daniel Chopra, 2004

TOURNAMENT HISTORY

Year	Winner	Score	Runner-up	Score	Location	Par/Yards
NIKE DOMINION OPEN						
1993	Angel Franco	272	Rocky Walcher	274	The Dominion Club, Glen Allen, VA	72/7,040
1994	Sonny Skinner*	271	Jim Carter	271	The Dominion Club, Glen Allen, VA	72/7,089
1995	Hugh Royer III*	270	Tom Scherrer	270	The Dominion Club, Glen Allen, VA	72/7,089
1996	Olin Browne	276	Carl Paulson	277	The Dominion Club, Glen Allen, VA	72/7,020
			Rob McKelvey			
			Michael Christie			
			Tray Tynner			
1997	Jeff Julian	277	Bobby Wadkins	278	The Dominion Club, Glen Allen, VA	72/7,020
1998	Bob Burns	274	Pat Bates	276	The Dominion Club, Glen Allen, VA	72/7,020
			Eric Johnson			
			Perry Moss			
			Mike Sullivan			
1999	Darron Stiles	279	Mathew Goggin	280	The Dominion Club, Glen Allen, VA	72/7,020
			Dick Mast			
BUY.COM RICHMOND OPEN						
2000	Steve Runge*	272	Chris Smith	272	Stonehenge G&CC, Richmond, VA	70/6,987
2001	Chad Campbell	263	Kelly Gibson	266	Stonehenge G&CC, Richmond, VA	71/7,043
RICHMOND OPEN						
2002	Patrick Moore	268	John Maginnes	269	The Dominion Club, Glen Allen, VA	72/7,089
HENRICO COUNTY OPEN						
2003	Mark Hensby*	268	Zach Johnson	268	The Dominion Club, Glen Allen, VA	72/7,089
2004	Daniel Chopra	258	Nathan Green	262	The Dominion Club, Glen Allen, VA	72/7,089
			Franklin Langham			

Key: * = Playoff

ANDERSON



Winner: CHRIS ANDERSON
67-70-66-68 271 (-13) \$94,500

TPC at Wakefield Plantation

Raleigh, NC

May 27-30, 2004

Purse: \$525,000

Par: 35-36-71

Yards: 7,257

LEADERS: First Round—Bob Boyd, at 7-under-par 64, led by one over Scott Petersen, Tim Simpson and Wook-Soon Kang. Five others were two back. **Second Round**—Simpson was at 10-under 132 and led by one over Brendan Jones. Jeremy Wilkinson, Hunter Haas, Brett Wetterich, Franklin Langham and Kyle Thompson were three off the lead. **Third Round**—Jones was at 15-under 198 and led Paul Gow by three. Chris Anderson and Brett Wetterich were five back.

CUT: 76 players at 1-under-par 141 from a field of 156 professionals.

PRO-AM: Team: Paul Claxton, 47, \$500.

WEATHER: Variably cloudy and warm Thursday, with a few sprinkles. High of 86. Winds W at 6-12 mph. Sunny early Friday, with increasing clouds. High of 90. Winds SW switching to NW at 12-24 mph. Mostly sunny and pleasant Saturday, with a high of 84. Winds N at 4-8 mph. Mostly cloudy and humid Sunday, with a high of 80. Winds SSE at 6-12 mph.

ORDER OF FINISH

Won playoff with a par-4 on eighth extra hole

Chris Anderson.....	1	67-70-66-68	271	\$94,500.00
Jason Buha.....	T2	66-72-68-65	271	39,200.00
Paul Gow.....	T2	67-70-64-70	271	39,200.00
Brendan Jones.....	T2	68-65-65-73	271	39,200.00
Brett Wetterich.....	5	68-67-68-70	273	21,000.00
Franklin Langham.....	6	68-67-70-69	274	18,900.00
Scott Gutschewski.....	T7	70-71-67-67	275	16,931.25
Kyle Thompson.....	T7	67-68-70-70	275	16,931.25
Hunter Haas.....	T9	68-67-71-70	276	14,700.00
Eduardo Herrera.....	T9	72-69-64-71	276	14,700.00
Shane Bertsch.....	T11	73-68-66-70	277	12,075.00
Todd Demsey.....	T11	68-69-69-71	277	12,075.00
Doug LaBelle II.....	T11	67-72-67-71	277	12,075.00
Dave Cunningham.....	T14	68-71-68-71	278	8,137.50
Bradley Hughes.....	T14	70-71-67-70	278	8,137.50
Kevin Johnson.....	T14	70-71-70-67	278	8,137.50
Jeff Klauk.....	T14	69-71-67-71	278	8,137.50
Tim Simpson.....	T14	65-67-75-71	278	8,137.50
Sonny Skinner.....	T14	69-71-67-71	278	8,137.50
Darron Stiles.....	T14	68-70-73-67	278	8,137.50
Jeremy Wilkinson.....	T14	66-69-69-74	278	8,137.50
P.H. Horgan III (Q).....	T22	66-71-69-73	279	5,082.00
Craig Life.....	T22	68-73-69-69	279	5,082.00
Brad Ott.....	T22	70-70-65-74	279	5,082.00

Jason Schultz.....	T22	71-70-71-67	279	\$5,082.00	John Paul Curley.....	T52	69-72-74-69	284	\$1,719.38
Wes Short, Jr.....	T22	70-70-70-69	279	5,082.00	Michael Harris (Q).....	T52	70-71-73-70	284	1,719.38
Jason Enloe.....	T27	68-70-70-72	280	3,990.00	Mike Reid.....	T52	71-70-70-73	284	1,719.38
Jeff Gove.....	T27	69-69-73-69	280	3,990.00	Steve Ford.....	T52	66-74-72-72	284	1,719.37
Bryant Odom.....	T27	73-67-71-69	280	3,990.00	Nathan Green.....	T52	71-68-77-68	284	1,719.37
Ahmad Bateman.....	T30	69-70-73-69	281	3,045.00	Wook-Soon Kang.....	T52	65-72-75-72	284	1,719.37
Ben Bates.....	T30	71-68-72-70	281	3,045.00	Gary Hallberg.....	T58	73-68-70-74	285	1,575.00
Patrick Damron.....	T30	70-71-69-71	281	3,045.00	Pete Jordan.....	T58	71-69-67-78	285	1,575.00
Brendon de Jonge.....	T30	68-73-67-73	281	3,045.00	Fran Quinn.....	T58	71-70-72-72	285	1,575.00
Mathew Goggin.....	T30	70-71-72-68	281	3,045.00	Brent Schwarrock.....	T58	68-72-71-74	285	1,575.00
Jeff Hart.....	T30	68-73-72-68	281	3,045.00	Mark Wiebe.....	T58	70-70-69-76	285	1,575.00
Han Lee.....	T30	66-73-71-71	281	3,045.00	Paul Claxton.....	T63	69-72-71-74	286	1,456.88
Michael Long.....	T30	67-70-72-72	281	3,045.00	John Elliott.....	T63	68-73-68-77	286	1,456.88
Bob Sowards.....	T30	71-69-71-70	281	3,045.00	Boo Weekley.....	T63	68-73-75-70	286	1,456.87
Dave Stockton, Jr.....	T30	67-72-69-73	281	3,045.00	Mark Wurtz.....	T63	69-71-75-71	286	1,456.87
Zoran Zorkic.....	T30	68-73-68-72	281	3,045.00	Erik Compton (Q).....	T67	70-68-79-70	287	1,365.00
Nick Cassini.....	T41	67-74-71-70	282	2,178.75	Brian McCann.....	T67	70-71-71-75	287	1,365.00
Keoke Cotner.....	T41	68-72-72-70	282	2,178.75	Chris Zambri.....	T67	68-69-73-77	287	1,365.00
Jess Daley.....	T41	69-68-75-70	282	2,178.75	Bryant MacKellar.....	T70	67-74-73-74	288	1,273.13
Scott Gump.....	T41	70-70-69-73	282	2,178.75	Jim Rutledge.....	T70	67-73-73-75	288	1,273.13
Richard Massey.....	T41	70-68-69-75	282	2,178.75	Ryan Armour.....	T70	68-72-72-76	288	1,273.12
Jeff Street.....	T41	67-73-71-71	282	2,178.75	David McKenzie.....	T70	67-72-78-71	288	1,273.12
Jody Bellflower.....	T47	70-69-73-71	283	1,869.00	Johnson Wagner.....	T74	69-70-75-75	289	1,194.38
Rafael Gomez.....	T47	69-72-68-74	283	1,869.00	Richie Coughlan.....	T74	70-68-73-78	289	1,194.37
Steve LeBrun.....	T47	71-67-69-76	283	1,869.00	Bob Boyd.....	T76	64-75-81-75	295	1,155.00
Scott Petersen.....	T47	65-74-75-69	283	1,869.00					
Chris Sessler.....	T47	69-68-72-74	283	1,869.00					

The following players did not finish: (C)=cut, W=withdrew, D=dis-qualified)

C-142-Dave Christensen, John Connelly, Jin Park, Jeff Quinney, Tom Scherrer, Mike Sullivan, **143**-Justin Bolli, Greg Boyette, Tony Carolan, David Faught, Jeff Freeman, Bobby Gage, Joey Maxon, D.A. Points, Euan Walters, Tyler Williamson, **144**-Greg Bruckner, Robin Byrd, Michael Henderson, Nolan Henke, Ryan Hietala, Steve Isley, Bill Lunde, Rob McKelvey, Jeff Mixon, Andy Sanders, Scott Sterling, Jimmy Walker, Charles Warren, **145**-Gavin Coles, Andy Doeden, Chris Downes, Rick Price, Dave Rummells, Warren Schutte, Boyd Summerhays, **146**-Barry Cheesman, Bubba Dickerson, Matthew Jones, Bobby Kalinowski, Troy Matteson, Matt Peterson, Ty Tryon, **147**-Simon Cooke, James Driscoll, Bob Heintz, Jon Mills, Steve Runge, Mike Sposa, Chris Tidland, D.J. Trahan, Nick Watney, **148**-Dan Buchner, Jeff Gallagher, Ryuji Imada, **149**-Brad Elder, Ryan Gioffre, Ryan Grant, Gabriel Hjertstedt, Richard Johnson, Kelly Sellers, **150**-Steven Alker, Michael Beard, Cortney Brisson, Rick Morton, Kenneth Staton, **151**-Todd Barranger, Doug Garwood, Andy Morse, Anthony Painter, Matt Weibring, **152**-Scott Harrington, David Ogrin, James Oh, Ted Potter, Jr., **155**-Matt Bettencourt, **W**-Vance Heafner, **79**-Mike Schroder, **73**-Brad Adamonis, **70**-Jason Gore.

72-Hole Record:

266, Michael Christie, 1995; Brian Bateman, 1998; Mark Hensby, Manny Zerman, 2000

Current Course 18-Hole Record:

62, Rob Bradley, 2003

Tournament 18-Hole Record:

60, Jimmy Green, 1998

36-Hole Record:

128, Jimmy Green, 1998

54-Hole Record:

197, Jimmy Green, 1998

TOURNAMENT HISTORY

Year	Winner	Score	Runner-up	Score	Location	Par/Yards
NIKE CAROLINA CLASSIC						
1994	Skip Kendall.....	276	Pat Bates.....	278	Prestonwood CC, Cary, NC.....	72/6,879
1995	Michael Christie.....	266	Sean Murphy.....	268	Prestonwood CC, Cary, NC.....	72/6,879
1996	Glen Hnatiuk*~.....	205	Craig Perks.....	205	Prestonwood CC, Cary, NC.....	72/7,271
1997	Ahmad Bateman.....	284	Dennis Paulson.....	285	Prestonwood CC, Cary, NC.....	72/7,271
			Steve Flesch			
			Terry Price			
1998	Brian Bateman.....	266	Jimmy Green.....	267	Raleigh CC, Raleigh, NC.....	71/6,724
1999	Vance Veazey.....	269	Steve Haskins.....	270	Raleigh CC, Raleigh, NC.....	71/6,724
			Glen Hnatiuk			
BUY.COM CAROLINA CLASSIC						
2000	Mark Hensby*.....	266	Manny Zerman.....	266	Raleigh CC, Raleigh, NC.....	71/6,724
2001	John Maginnes.....	269	Ryuji Imada.....	271	TPC at Wakefield Plantation, Raleigh, NC.....	71/7,257
SAS CAROLINA CLASSIC						
2002	Zoran Zorkic.....	274	Doug Barron.....	275	TPC at Wakefield Plantation, Raleigh, NC.....	71/7,257
2003	David Morland IV.....	268	Rob Bradley.....	269	TPC at Wakefield Plantation, Raleigh, NC.....	71/7,257
			Vaughn Taylor			
2004	Chris Anderson*.....	271	Jason Buha.....	271	TPC at Wakefield Plantation, Raleigh, NC.....	71/7,257
			Paul Gow			
			Brendan Jones			

Key: * = Playoff ~ = Weather- curtailed

Knoxville Open

Presented by Food City [11th of 31 official events]



HAAS



Winner: HUNTER HAAS
71-68-67-69 275 (-13) \$85,500

Fox Den Country Club

Knoxville, TN

June 3-6, 2004

Purse: \$475,000

Par: 36-36—72

Yards: 7,142

LEADERS: First Round—Guy Boros and Dan Olsen fired matching 6-under-par 66s to take a one-shot advantage over Paul Gow, Scott Sterling, Wook-Soon Kang and Shane Bertsch.

Second Round—Vance Veazey and Anthony Painter, at 10-under-par 134, moved one stroke in front of Gow.

Third Round—Walker equaled the best round of the week with an 8-under-par 64 to move to 14-under-par 202, two strokes ahead of Justin Bolli and Bertsch.

CUT: 62 players at 2-under-par 142 from a field of 156 professionals.

PRO-AM: Team: Michael Long, 43, \$500.

WEATHER: Partly cloudy Thursday. High of 81. Winds Variable at 5-10 mph. Partly cloudy Friday, with cooler temperatures reaching 76. Winds NW at 5-15 mph. Mostly sunny Saturday and Sunday. High of 79. Winds light and variable.

ORDER OF FINISH

Won with a birdie-4 on the first extra hole

Hunter Haas.....1	71-68-67-69	275	\$85,500.00
Shane Bertsch.....T2	67-70-67-71	275	41,800.00
Justin Bolli.....T2	72-67-65-71	275	41,800.00
Zoran Zoric.....T4	70-67-74-66	277	19,633.34
Brendan Jones.....T4	70-70-68-69	277	19,633.33
Jimmy Walker.....T4	69-69-64-75	277	19,633.33
Jeff Freeman.....T7	70-71-69-68	278	15,318.75
Tim Wilkinson (Q).....T7	71-69-67-71	278	15,318.75
John Elliott.....T9	72-69-69-69	279	10,992.86
Wook-Soon Kang.....T9	67-71-71-70	279	10,992.86
Bryce Molder (Q).....T9	70-69-71-69	279	10,992.86
Jeff Quinney.....T9	69-70-73-67	279	10,992.86
Nick Watney.....T9	70-68-70-71	279	10,992.86
Darron Stiles.....T9	71-69-67-72	279	10,992.85
Vance Veazey.....T9	69-65-72-73	279	10,992.85
Matt Bentscourt.....T16	71-70-71-68	280	5,846.82
Curt Byrum.....T16	69-72-69-70	280	5,846.82
Dave Christensen.....T16	69-71-73-67	280	5,846.82
Gavin Coles.....T16	72-65-71-72	280	5,846.82

Jess Daley.....T16	70-70-69-71	280	\$5,846.82	Charles Warren.....T40	72-68-73-71	284	\$2,185.00
Kevin Johnson.....T16	68-70-71-71	280	5,846.82	Richie Coughlan.....T43	72-68-72-73	285	1,862.00
Michael Long.....T16	71-69-70-70	280	5,846.82	Scott Gump.....T43	71-71-74-69	285	1,862.00
Dan Olsen.....T16	66-71-72-71	280	5,846.82	Andy Morse.....T43	71-67-70-77	285	1,862.00
D.A. Points.....T16	70-71-72-67	280	5,846.82	Keith Nolan (Q).....T43	70-69-75-71	285	1,862.00
Guy Boros.....T16	66-72-70-72	280	5,846.81	Harry Taylor (S).....T43	69-70-70-76	285	1,862.00
Kyle Thompson.....T16	68-68-70-74	280	5,846.81	Jason Gore.....T48	73-69-75-69	286	1,662.50
Patrick Dameron.....T27	75-66-69-71	281	3,439.00	Eduardo Herrera.....T48	71-71-73-71	286	1,662.50
Tom Scherrer.....T27	70-70-68-73	281	3,439.00	Jim McGovern (Q).....T48	69-73-69-75	286	1,662.50
Bob Sowards.....T27	69-73-67-72	281	3,439.00	Brad Ott.....T48	72-68-72-74	286	1,662.50
Chris Tidland.....T27	70-70-71-70	281	3,439.00	Garrett Willis.....T48	71-70-72-73	286	1,662.50
Brett Wetterich.....T27	71-69-68-73	281	3,439.00	Mark Wiebe.....53	70-72-69-76	287	1,591.25
Steven Alker.....T32	71-68-66-77	282	2,945.00	Brad Fabel.....54	70-70-73-75	288	1,567.50
Anthony Painter.....T32	68-66-71-77	282	2,945.00	Nathan Green.....T55	73-68-76-72	289	1,531.88
Wes Short, Jr.....T32	75-67-72-68	282	2,945.00	Euan Walters.....T55	69-71-73-76	289	1,531.87
Ben Bates.....T35	68-69-71-75	283	2,565.00	Dave Rummells.....57	70-71-73-76	290	1,496.25
David McKenzie.....T35	75-66-72-70	283	2,565.00	Steve Haskins.....T58	69-73-75-75	292	1,448.75
Carl Paulson.....T35	74-67-72-70	283	2,565.00	John Morse.....T58	70-72-71-79	292	1,448.75
Jason Schultz.....T35	68-72-72-71	283	2,565.00	Ty Tryon.....T58	70-72-76-74	292	1,448.75
Scott Sterling.....T35	67-74-70-72	283	2,565.00	Troy Matteson.....61	71-71-75-77	294	1,401.25
Jason Buhá.....T40	75-64-71-74	284	2,185.00	(Q)=Open Qualifier; (S)=Sponsor Exemption; T= Tie			
Kevin Pendley (Q).....T40	70-71-70-73	284	2,185.00				

The following players did not finish: (C=cut, W=withdrew, D=dis-qualified)

C—143—Brad Adamonis, Chris Anderson, Ahmad Bateman, Nick Cassini, Paul Claxton, Todd Demsey, Brad Elder, Bobby Gage, Richie Morris, Matt Peterson, Steve Runge, Warren Schutte, Tim Simpson, Sonny Skinner, Mike Standly, Johnson Wagner, **144**—Ryan Armour, Doug Barron, Jody Bellflower, Bart Bryant, Rafael Gomez, Mike Grob, Ryan Hietala, P.H. Horgan III, Matthew Jones, Brent Wanner, Matt Weibring, Jeremy Wilkinson, Tyler Williamson, **145**—Aaron Barber, Keoke Cotner, Andy Doeden, Jeff Gallagher, Mathew Goggin, Bob Heintz, Craig Lile, Jeff Mixon, James Oh, Fran Quinn, Jake Reeves, Brent Schwarzrock, Kelly Sellers, Boo Weekley, Mark Wilson, **146**—Dan Buchner, John Paul Curley, Brendon de Jonge, Doug Garwood, Jeff Gove, Jeff Klauk, Doug LaBelle II, John E. Morgan, Bryant Odom, David Ogrin, Scott Petersen, Ted Potter, Jr., Chris Sessler, Mike Sullivan, Boyd Summerhays, **147**—John Connelly, Bubba Dickerson, Jason Enloe, Steve Ford, Ryan Goffre, Jeff Hart, Brian Henninger, Bobby Kalinowski, Bill Lunde, Richard Massey, Eric Rebmann, Tommy Tolles, Chris Wollmann, **148**—Tony Carolan, Keith Clearwater, Bobby Collins, Michael Hodges, Mike Sposa, **149**—Han Lee, Rob McKelvey, **150**—Eric Axley, Jason Caron, Bill Hickey, Ted Tryba, **151**—Mike Donald, Kenneth Staton, **152**—Todd Barranger, Nolan Henke, Brian McCann, **158**—Steve LeBrun, **160**—Scott Masters, **W**—Kelly Gibson, **78**—Chris Zambri. **D—77**—Mike Springer, **75**—Ken Green, **207**—Paul Gow.

72-Hole Record:

261, Tim Conley, 1993

Current Course 18-Hole Record:

64, Chris Smith, Don Reese, 2000; Heath Slocum, Sonny Skinner, Patrick Burke, 2001; Darron Stiles, 2002; Vaughn Taylor, 2003; Jason Buhá, Jimmy Walker, 2004

Tournament 18-Hole Record:

63, Frank Conner, Jeff Coston, J.M. Cook, Tommy Tolles, 1991; Brian Henninger, 1992; Tim Conley, 1993; Rafael Alarcon, 1995; Deane Pappas, 1996; Craig Kanada, Gene Sauers, 1998

36-Hole Record:

128, Tim Conley, 1993

54-Hole Record:

194, Tim Conley, 1993

TOURNAMENT HISTORY

Year	Winner	Score	Runner-up	Score	Location	Par/Yards
BEN HOGAN KNOXVILLE OPEN						
1990	Jeff Maggert#	202	Greg Ladehoff	202	Willow Creek CC, Knoxville, TN	71/6,891
1991	Frank Conner#	198	Perry Arthur	199	Willow Creek CC, Knoxville, TN	71/6,869
			Paul Goydos			
1992	Brian Henninger#	200	Curt Byrum	202	Willow Creek CC, Knoxville, TN	71/6,869
			Tom Shaw			
			Rick Todd			
NIKE KNOXVILLE OPEN						
1993	Tim Conley	261	Jerry Haas	268	Willow Creek CC, Knoxville, TN	71/6,869
			Larry Silveira			
			Tommy Tolles			
			Greg Whisman			
1994	Vic Wilk	275	Bill Murchison	276	Willow Creek CC, Knoxville, TN	71/7,127
1995	Tom Scherrer*	275	Mike Sposa	275	Three Ridges GC, Knoxville, TN	72/6,855
1996	Eric Johnson	272	Patrick Lee	274	Three Ridges GC, Knoxville, TN	72/7,035
			Matt Peterson			
1997	Dave Rummells	271	Matt Gogel	273	Three Ridges GC, Knoxville, TN	72/7,035
			Terry Price			
1998	Robin Freeman*	270	Ryan Howison	270	Three Ridges GC, Knoxville, TN	72/7,035
1999	Jeff Gove	277	Marco Dawson	278	Fox Den CC, Knoxville, TN	72/7,142
			Carl Paulson			
			Glen Hnatiuk			
BUY.COM KNOXVILLE OPEN						
2000	J.J. Henry	273	Tripp Isenhour	274	Fox Den CC, Knoxville, TN	72/7,142
			Spike McRoy			
			Gene Sauers			
			Chris Smith			
2001	Heath Slocum	265	Keoke Cotner	271	Fox Den CC, Knoxville, TN	72/7,142
			Joe Daley			
KNOXVILLE OPEN PRESENTED BY FOOD CITY						
2002	Darron Stiles	272	Aaron Baddeley	273	Fox Den CC, Knoxville, TN	72/7,142
			Steve Ford			
2003	Vaughn Taylor*	268	Joe Ogilvie	268	Fox Den CC, Knoxville, TN	72/7,142
2004	Hunter Haas*	275	Shane Bertsch	275	Fox Den CC, Knoxville, TN	72/7,142
			Justin Bolli			

Key: * = Playoff # = 54-hole tournament

LaSalle Bank Open [12th of 31 official events]



JONES



Winner: BRENDAN JONES
67-70-64-67 268 (-16) \$117,000

The Glen Club

Glenview, IL

June 10-13, 2004

Purse: \$650,000

Par: 36-35—71

Yards: 7,219

LEADERS: First Round—Dicky Pride, Victor Schwamkrug, Brett Wetterich and Jeff Street fired 6-under-par 65s to take the first-round lead. Four players were one shot back.

Second Round—D.A. Points fired a course-record, 9-under-par 62 and Mike Springer a 6-under-par 65 to move to 10-under-par 132, one shot ahead of Jeff Klauk, Mark Wilson and Street.

Third Round—Points and Wilson moved to 13-under 200, one clear of Springer and Brendan Jones.

CUT: 77 players at 1-under-par 141 from a field of 156 professionals.

PRO-AM: Team: Gavin Coles, Jason Gore, Ben Bates, 53, \$416.68 each.

WEATHER: Thursday's start was delayed three hours. Rain continued throughout the day. Play suspended due to darkness at 7:55 p.m., with 69 players still on the course. Friday's start was delayed due to showers. The continuation of the first round began at 9 a.m., with the second round beginning at 9:30 a.m. All second-round tee times were delayed 2 1/2 hours. Play suspended due to darkness at 7:40 p.m., with 47 players yet to complete the second round. The completion of the second round Saturday began at 7 a.m., with the third round beginning at 9:15 a.m. Partly sunny and warm. Mostly cloudy skies Sunday.

ORDER OF FINISH

Brendan Jones	1	67-70-64-67	268	\$117,000.00
D.A. Points	2	70-62-68-69	269	70,200.00
Mike Springer	3	67-65-69-72	273	44,200.00
Doug LaBelle II	4	67-67-70-70	274	28,600.00
Fran Quinn	T4	67-67-68-72	274	28,600.00
Bryce Molder	T6	69-66-69-71	275	22,587.50
Brett Wetterich	T6	65-69-69-72	275	22,587.50
Ryan Armour	T8	69-70-68-69	276	19,500.00
Mathew Goggin	T8	66-68-68-74	276	19,500.00
Craig Lile	T10	67-70-70-70	277	14,408.34
Nick Watney	T10	69-72-65-71	277	14,408.34
Ricky Barnes (S)	T10	66-68-69-74	277	14,408.33
Jeff Klauk	T10	67-66-72-72	277	14,408.33
Scott Petersen	T10	67-70-66-74	277	14,408.33
Mark Wilson	T10	66-67-67-77	277	14,408.33
Aaron Barber	T16	69-69-71-69	278	10,400.00
Ryan Howison (Q)	T16	69-72-69-68	278	10,400.00
Ryuji Imada	T16	67-69-71-71	278	10,400.00
Andrew Barnes (Q)	T19	67-71-70-71	279	8,157.50
Jim Rutledge	T19	69-70-71-69	279	8,157.50
Kyle Thompson	T19	70-71-66-72	279	8,157.50
Vance Veazey	T19	70-70-69-70	279	8,157.50
Jason Caron	T23	71-66-74-69	280	5,427.50
James Driscoll	T23	66-69-72-73	280	5,427.50
Scott Gump	T23	67-71-65-77	280	5,427.50

Brian Kortan	T23	69-67-74-70	280	\$5,427.50	Euan Walters	T47	72-67-70-75	284	\$2,279.64
Tom Scherrer	T23	68-69-71-72	280	5,427.50	Dave Cunningham	T54	71-70-71-73	285	2,080.00
Victor Schwamkrug (S)	T23	65-69-73-73	280	5,427.50	Kelly Gibson	T54	70-69-77-69	285	2,080.00
Charles Warren	T23	70-70-69-71	280	5,427.50	Bob Heintz	T54	71-69-74-71	285	2,080.00
Boo Weekley	T23	69-72-67-72	280	5,427.50	Jon Mills	T54	72-69-73-71	285	2,080.00
Michael Clark II	T31	71-67-73-70	281	4,030.00	Mike Standly	T54	68-72-70-75	285	2,080.00
Paul Claxton	T31	70-71-68-72	281	4,030.00	Jody Bellflower	T59	69-71-71-75	286	1,917.50
Keoke Cotner	T31	70-71-68-72	281	4,030.00	Doug Garwood	T59	70-71-71-74	286	1,917.50
Han Lee	T31	71-67-71-72	281	4,030.00	Hunter Haas	T59	71-68-73-74	286	1,917.50
Mike Sposa	T31	72-69-68-72	281	4,030.00	Bobby Kalinowski	T59	71-70-72-73	286	1,917.50
Steven Alker	T36	71-68-70-73	282	3,315.00	Jeff Quinney	T59	72-68-72-74	286	1,917.50
Doug Barron	T36	68-69-69-76	282	3,315.00	Scott Gutschewski	T64	71-69-71-76	287	1,803.75
Tony Carolan	T36	69-71-68-74	282	3,315.00	Bryant Odom	T64	69-72-70-76	287	1,803.75
Brad Klapprott (Q)	T36	69-68-72-73	282	3,315.00	Rafael Gomez	T66	71-70-73-74	288	1,673.75
John E. Morgan	T36	73-66-69-74	282	3,315.00	Jason Gore	T66	69-71-70-78	288	1,673.75
Chris Tidland	T36	67-70-69-76	282	3,315.00	Scott Parel (Q)	T66	68-73-76-71	288	1,673.75
Richie Coughlan	T42	73-67-68-75	283	2,639.00	Carl Paulson	T66	69-72-70-77	288	1,673.75
Nathan Green	T42	72-66-69-76	283	2,639.00	Steve Runge	T66	71-70-69-78	288	1,673.75
Lee Porter (Q)	T42	70-69-73-71	283	2,639.00	Jon Turcott (Q)	T66	68-73-70-77	288	1,673.75
Dicky Pride	T42	65-73-72-73	283	2,639.00	Jeff Freeman	T72	69-71-70-79	289	1,543.75
Chris Sessler	T42	73-68-69-73	283	2,639.00	Scott Sterling	T72	73-68-70-78	289	1,543.75
Jimmy Walker	T47	73-68-68-75	284	2,279.65	Troy Matteson	T74	72-69-73-76	290	1,495.00
Zoran Zorkic	T47	70-68-72-74	284	2,279.65	Steve LeBrun	T75	70-67-75-79	291	1,462.50
Justin Bolli	T47	72-69-71-72	284	2,279.64	David McKenzie	T76	68-71-75-80	294	1,430.00
Robert Garrigus	T47	67-71-73-73	284	2,279.64	Trevor Dodds	T77	70-70-77-80	297	1,397.50
Conrad Ray (Q)	T47	70-71-69-74	284	2,279.64					
Jeff Street	T47	65-68-73-78	284	2,279.64					

The following players did not finish: (C=cut, W=withdrew, D=disqualified)

C—142—Shane Bertsch, Matt Bettencourt, Jason Buha, Jess Daley, Todd Demsey, Andy Doeden, John Elliott, Jeff Gove, Mike Grob, Kevin Johnson, Pete Jordan, Richard Massey, Andy Morse, Kevin Muncief, Wes Short, Jr., Kenneth Staton, Boyd Summerhays, Stan Utley, Johnson Wagner, Tim Wilkinson, **143**—Greg Chalmers, Gavin Coles, Nolan Henke, Ryan Hietala, Wook-Soon Kang, Bill Lunde, Bryant MacKellar, Ty Tryon, Mark Wurtz, **144**—Ben Bates, Nick Cassini, John Connelly, Brad Fabel, Paul Gow, Gary Hallberg, Steve Haskins, Gabriel Hjertstedt, Bradley Hughes, Matthew Jones, Jim Lemon, Matt Peterson, Dave Rummells, Mike Small, **145**—Roy Biancalana, Jason Enloe, Bobby Gage, Jeff Mixon, David Ogrin, Brad Ott, Andrew Podolak, Sonny Skinner, **146**—Steve Ford, Kelly Sellers, D.J. Trahan, Jeremy Wilkinson, **147**—Greg Bruckner, Brad Elder, Richard Johnson, Michael Long, Mike McNeerney, Andy Sanders, Darron Stiles, Dave Stockton, Jr., **148**—Tony Bostic, **150**—Chip Beck, Rick Price, **151**—Tyler Williamson, **152**—Marty Schiene, **154**—Mike Donald, **155**—Chad Lydiatt. **W**—Patrick Damron, **77**—Brian McCann, **75**—Eduardo Herrera, **74**—Mark Wiebe, Anthony Painter, **73**—Franklin Langham, **71**—Chris Anderson, **70**—Dan Pohl, Chris Downes.

TOURNAMENT HISTORY

Year	Winner	Score	Runner-up	Score	Location	Par/Yards
LASALLE BANK OPEN						
2002	Marco Dawson	276	Darron Stiles	279	Kemper Lakes GC, Long Grove, IL	72/7,217
2003	Andre Stolz	271	Tommy Tolles	273	The Glen Club, Glenview, IL	72/7,249
2004	Brendan Jones	268	D.A. Points	269	The Glen Club, Glenview, IL	71/7,219

72-Hole Record:

268, Brendan Jones, 2004

Tournament and Current Course 18-Hole Record:

62, D. A. Points, 2004

36-Hole Record:

132, D. A. Points, Mike Springer, 2004

54-Hole Record:

200, D. A. Points, Mark Wilson, 2004

Northeast Pennsylvania Classic

[13th of 31 official events]



POINTS



Winner: D.A. POINTS
67-66-71-66 270 (-14) \$81,000

Glenmaura National Golf Club

Moosic, PA

June 17-20, 2004

Purse: \$450,000

Par: 35-36—71

Yards: 6,990

LEADERS: First Round—Darron Stiles, at 6-under 65, led by one over nine players.

Second Round—D. A. Points and Nathan Green were at 9-under 133. Ben Bates, Boo Weekley and Nick Cassini were two off the lead.

Third Round—Stiles was at 11-under 202 and led by one over Bryce Molder, Weekley, James Driscoll and Cassini.

CUT: 62 players at 1-under-par 141 from a field of 155 professionals and one amateur.

PRO-AM: Team: D. A. Points, 44, \$500.

WEATHER: Variably cloudy and humid Thursday, with fog and showers early. Play delayed from 8:40 a.m. to 9:05 because of fog. Scattered showers and thunderstorms from mid-afternoon on, with another delay coming from 2:25 p.m. to 3:35. Lightning suspended play for good at 5:15 p.m. High of 80. Winds SW at 4-8 mph. Mostly cloudy and still humid Friday, with a few showers and thunderstorms in the afternoon. Play halted from 2:55 p.m. to 4:15, and again from 4:45 p.m. to 6:40. High of 82. Winds WNW at 6-12 mph. Mostly cloudy and breezy Saturday, with a few afternoon sprinkles. High of 74. Winds NW at 12-18 mph. Cooler temperatures Sunday, with sunshine mixed with a few clouds. High of 68. Winds WNW at 6-12 mph.

ORDER OF FINISH

Won with a par-4 on the first extra hole

D.A. Points	1	67-66-71-66	270	\$81,000.00
James Driscoll	2	67-69-67-67	270	48,600.00
Ryuji Imada	3	70-69-67-66	272	30,600.00
Darron Stiles	4	65-72-65-71	273	21,600.00
Justin Bolli	15	71-67-67-69	274	17,100.00
Bryce Molder	15	70-67-66-71	274	17,100.00
Nick Cassini	17	68-66-69-72	275	14,512.50
Boo Weekley	17	67-68-68-72	275	14,512.50
Nathan Green	19	66-67-72-71	276	12,600.00
Charles Warren	19	69-70-68-69	276	12,600.00
Dave Cunningham	111	70-69-72-67	278	9,900.00
Brad Fabel	111	66-71-71-70	278	9,900.00
Troy Matteson	111	69-69-71-69	278	9,900.00
Jim McGovern	111	68-71-70-69	278	9,900.00
Shane Bertsch	115	66-70-74-69	279	6,750.00
Jason Enloe	115	70-69-68-72	279	6,750.00
Bradley Hughes	115	66-70-69-74	279	6,750.00
Rob McKelvey	115	70-69-68-72	279	6,750.00
Scott Sterling	115	68-71-70-70	279	6,750.00

Euan Walters	T15	72-67-71-69	279	\$6,750.00	Paul Claxton	T40	71-70-71-74	286	\$1,980.00
Willie Wood	T15	67-70-72-70	279	6,750.00	Scott Gutschewski	T40	70-71-69-76	286	1,980.00
Ahmad Bateman	T22	74-65-69-72	280	4,356.00	Zoran Zorkic	T40	72-67-74-73	286	1,980.00
Brad Elder	T22	66-72-72-70	280	4,356.00	Jon Mills	T45	73-68-76-70	287	1,639.29
Jeff Klauk	T22	71-68-68-73	280	4,356.00	Andy Morse	T45	67-74-71-75	287	1,639.29
Dicky Pride	T22	67-71-69-73	280	4,356.00	Jimmy Walker	T45	69-67-77-74	287	1,639.29
Chris Tidland	T22	71-70-70-69	280	4,356.00	Nick Watney	T45	67-70-77-73	287	1,639.29
Ben Bates	T27	70-65-77-69	281	3,195.00	John Morse	T45	70-71-69-77	287	1,639.29
Mathew Goggin	T27	71-69-69-72	281	3,195.00	Jake Reeves	T45	72-69-70-76	287	1,639.28
Rick Price	T27	71-69-69-72	281	3,195.00	Iain Steel (Q)	T45	68-73-70-76	287	1,639.28
Sonny Skinner	T27	66-71-71-73	281	3,195.00	Mike Sposa	T52	71-70-72-75	288	1,518.75
Vance Veazey	T27	69-70-67-75	281	3,195.00	Jeff Street	T52	70-71-76-71	288	1,518.75
Chris Zambri	T27	71-68-74-68	281	3,195.00	Brendon de Jonge	T54	68-72-74-75	289	1,440.00
Dave Christensen	T33	68-70-72-72	282	2,700.00	Ryan Palmer	T54	71-68-72-78	289	1,440.00
Andy Doeden	T33	69-70-73-70	282	2,700.00	Fran Quinn	T54	71-70-73-75	289	1,440.00
Roland Thatcher	T33	71-69-69-73	282	2,700.00	Jim Rutledge	T54	71-68-78-72	289	1,440.00
Rob Bradley (Q)	T36	66-72-71-74	283	2,430.00	Iy Tryon	T54	70-68-77-74	289	1,440.00
Byron Schlagenhaut	T36	66-72-70-75	283	2,430.00	Paul Gow	T59	72-69-74-75	290	1,361.25
D.J. Trahan	T36	68-69-71-75	283	2,430.00	Lee Porter	T59	66-72-79-73	290	1,361.25
Ricky Barnes	39	70-71-73-70	284	2,250.00	Robin Byrd	T61	68-73-77-74	292	1,316.25
Rich Barcelo	T40	67-70-75-74	286	1,980.00	Phil Tataurangi	T61	74-66-75-77	292	1,316.25
Jason Buha	T40	68-73-70-75	286	1,980.00					

(Q)=Open Qualifier; (S)=Sponsor Exemption; T= Tie

The following players did not finish: (C=cut, W=withdrew, D=disqualified)

C—142—Jess Daley, Stephen Gangluff, Mike Grob, Brian Hull, Kevin Muncrief, Anthony Painter, Tomohiro Watanabe, **143**—Todd Demsey, Doug Garwood, Ryan Gioffre, Ryan Howison, Peter Karmis, Warren Schutte, Tim Simpson, **144**—Steven Alker, Andrew Barnes, Bill Glasson, Richard Johnson, Bryant MacKellar, Brian McCann, Jason Schultz, Chris Starkjohann, Tyler Williamson, **145**—Chris Downes, Jeff Hart, Nolan Henke, Keith Huber, Kevin Johnson, Brian Kamm, Richard Massey, Bryant Odom, John Pillar, Matt Sharkey, **146**—Michael Bradley, Greg Bruckner, Gavin Coles, Keoke Cotner, John Paul Curley, Kelly Gibson, Steve Gilley, Michael Harris, Steve Haskins, Mike Hulbert, John Klauk, Kyle Monfort, Dave Roberts, **147**—Michael Beard, Jody Bellflower, Bobby Kalinowski, Greg Pieczynski (A), Eli Zackheim, **148**—Todd Barranger, Rodney Butcher, Cleve Coldwater, Bobby Gage, Gary Hallberg, P.H. Horgan III, **149**—Patrick Damron, Ryan Gildersleeve, Brian Guetz, Gregg Meyer, Jeff Mixon, David Ogrin, Kenneth Staton, Dave Stockton, Jr., **150**—Brad Adamonis, Scott Harrington, Scott Hawley, Ryan Hietala, Jason Hill, Han Lee, Kevin Pendley, Bud Still, **151**—Bryan Decorso, Ted Tryba, **152**—Tony Bostic, Mike Donald, Ted Potter, Jr., Steve Runge, Lee Williamson, **153**—Jason Caron, Jeff Freeman, Mike Sullivan, **154**—Perry Moss, Mike Perez, **W—74**—Jeff Gallagher, **73**—Kelly Sellers, Scott Gump, **71**—Sam Randolph, **D—**Ken Green, Keith Clearwater, GW Cable, **76**—Brent Schwarzrock, Andy Sanders.

TOURNAMENT HISTORY

Year	Winner	Score	Runner-up	Score	Location	Par/Yards
BUY.COM STEAMTOWN CLASSIC						
2000	Jeff Hart	275	Ian Leggatt	276	Glenmaura National GC, Moosic, PA	70/6,933
2001	Jason Hill	272	Jonathan Byrd	275	Glenmaura National GC, Moosic, PA	70/6,933
			Matt Peterson			
NORTHEAST PENNSYLVANIA CLASSIC						
2002	Gary Hallberg	275	Roger Tambellini	278	Glenmaura National GC, Moosic, PA	71/6,990
2003	Blaine McCallister	265	Bill Glasson	268	Glenmaura National GC, Moosic, PA	71/6,990
2004	D.A. Points*	270	James Driscoll	270	Glenmaura National GC, Moosic, PA	71/6,990

Key: * = Playoff

72-Hole Record:

265, Blaine McCallister, 2003

18-Hole Record:

61, Paul Gow, 2003

36-Hole Record:

130, Joe Daley, 2002; Omar Uresti, 2003

54-Hole Record:

196, Blaine McCallister, 2003

Lake Erie Charity Classic at Peek'n Peak Resort

[14th of 31 official events]



STADLER



Winner: KEVIN STADLER
66-70-69-74 279 (-9) \$81,000

Peek'n Peak Resort (Upper Course)

Findley Lake, NY

June 24-27, 2004

Purse: \$450,000

Par: 36-36—72

Yards: 7,025

LEADERS: First Round—Kevin Stadler, at 6-under 66, led David McKenzie and Victor Schwamkrug by one. Lee Porter, Sonny Skinner and Hunter Haas were two back.

Second Round—Anthony Painter and Jeff Quinney shared the lead at 9-under 135. Gavin Coles, Jaxon Brigman and Stadler were two off the lead.

Third Round—Stadler was at 11-under 205 and led Bill Lunde by one stroke. Three players were four shots off the pace.

CUT: 73 players at even-par 144 from a field of 155 professionals.

PRO-AM: Team: John Morse, 48, \$500.

WEATHER: Mostly sunny in the morning Thursday. Partly cloudy, with scattered showers and storms in the late afternoon. High of 78. Winds SW at 15-25 mph. Mostly cloudy and cooler Friday, with scattered showers. High of 59. Winds were variable at 5-10 mph. Partly cloudy and windy Saturday. High of 66. Winds W at 15-25 mph. Partly cloudy, windy and warmer Sunday. High of 68. Winds W at 15-20 mph.

ORDER OF FINISH

Won with par-4 on fourth extra hole

Kevin Stadler	1	66-70-69-74	279	\$81,000.00
Michael Long	2	74-70-68-67	279	39,600.00
Bubba Watson	2	77-65-69-68	279	39,600.00
Gavin Coles	4	72-64-73-72	281	18,600.00
Kevin Johnson	4	71-72-69-69	281	18,600.00
Jeff Quinney	4	71-64-75-71	281	18,600.00
Bob Heintz	7	72-70-70-70	282	14,512.50
Bryce Molder	7	72-68-72-70	282	14,512.50
Chris Anderson	9	73-69-71-70	283	10,414.29
Doug Barron	9	73-70-69-71	283	10,414.29
Robin Byrd	9	73-70-70-70	283	10,414.29
John Morse	9	73-69-72-69	283	10,414.29
Craig Lile	9	69-72-69-73	283	10,414.28
Victor Schwamkrug	9	67-71-72-73	283	10,414.28
Sonny Skinner	9	68-69-72-74	283	10,414.28
Ben Bates	16	70-74-71-69	284	6,525.00
Jason Buhá	16	70-73-67-68	284	6,525.00
Jeff Freeman	16	72-70-74-68	284	6,525.00
Troy Matteson	16	71-71-73-69	284	6,525.00
Matt Peterson	16	69-68-72-75	284	6,525.00
Lee Porter	16	68-72-75-69	284	6,525.00
Ryan Armour	22	72-70-71-72	285	4,500.00
Jason Caron	22	70-68-74-73	285	4,500.00

Keith Clearwater	T22	72-72-70-71	285	\$4,500.00	Steve Ford	T49	73-71-72-74	290	\$1,507.50
Andy Morse	T22	71-71-73-70	285	4,500.00	Robert Garrigus	T49	76-68-71-75	290	1,507.50
Scott Gutschewski	T26	73-70-70-73	286	3,510.00	Gabriel Hjertstedt	T49	72-72-69-77	290	1,507.50
Franklin Langham	T26	70-70-74-72	286	3,510.00	Bradley Hughes	T49	72-72-71-75	290	1,507.50
David McKenzie	T26	67-70-79-70	286	3,510.00	Bobby Kalinowski	T49	72-67-77-74	290	1,507.50
Phil Tataurangi	T26	75-67-69-75	286	3,510.00	Perry Moss	T49	70-74-73-73	290	1,507.50
Ahmad Bateman	T30	69-68-75-75	287	2,790.00	Keith Nolan (S)	T49	72-71-73-74	290	1,507.50
Jaxon Brigman	T30	69-67-74-77	287	2,790.00	Iain Steel	T49	73-70-76-71	290	1,507.50
Paul Claxton	T30	70-71-72-74	287	2,790.00	Scott Petersen	T58	71-73-70-77	291	1,395.00
Kevin Durkin (Q)	T30	74-70-71-72	287	2,790.00	Steve Haskins	T59	72-68-79-73	292	1,338.75
Hunter Haas	T30	68-73-73-73	287	2,790.00	Kevin Pendley	T59	71-72-78-71	292	1,338.75
Anthony Painter	T30	69-66-82-70	287	2,790.00	Steve Runge	T59	72-72-74-74	292	1,338.75
Warren Schutte	T30	71-72-72-72	287	2,790.00	Byron Schlangenhauf	T59	70-72-75-75	292	1,338.75
Dave Cunningham	T37	72-67-77-72	288	2,205.00	Brendon de Jonge	T63	75-66-75-77	293	1,248.75
Michael Harris	T37	73-69-73-73	288	2,205.00	Paul Gow	T63	71-73-74-75	293	1,248.75
Jeff Hart	T37	71-69-75-73	288	2,205.00	Jim Rutledge	T63	71-72-73-77	293	1,248.75
Eduardo Herrera	T37	70-70-78-70	288	2,205.00	Tyler Williamson	T63	72-71-73-77	293	1,248.75
P.H. Horgan III	T37	73-68-75-72	288	2,205.00	Tim Conley	T67	75-69-72-78	294	1,170.00
Keith Huber	T37	74-70-69-75	288	2,205.00	Todd Rose	T67	72-72-68-82	294	1,170.00
Joe Daley (Q)	T43	69-69-75-76	289	1,740.00	Ty Tryon	T67	71-67-77-79	294	1,170.00
Stephen Gangluff	T43	74-67-72-76	289	1,740.00	Rick Price	T70	70-72-79-75	296	1,125.00
Jason Gore	T43	77-66-73-73	289	1,740.00	Richie Coughlan	T71	71-72-76-79	298	1,091.25
Jimmy Green	T43	74-69-70-76	289	1,740.00	Richard Massey	T71	71-73-76-78	298	1,091.25
Bill Lunde	T43	73-65-68-83	289	1,740.00	Rob McKelvey	T73	71-72-81-77	301	1,057.50
Brad Ott	T43	70-67-76-76	289	1,740.00					
John Connelly	T49	74-70-71-75	290	1,507.50					

(Q)=Open Qualifier; (S)=Sponsor Exemption; T= Tie

The following players did not finish: (C=cut, W=withdrew, D=disqualified)

C—145—Alex Aragon, Greg Bruckner, Tony Carolan, Dave Christensen, James Driscoll, Brad Fabel, Gary Hallberg, Han Lee, Sean O'Hair, Jason Schultz, Dave Stockton, Jr., Brian Wilson, **146**—Brad Adamonis, Rodney Butcher, Nick Cassini, Ian Hutchings, Jon Mills, Andy Sanders, Brent Schwarrock, D.J. Irahian, Brian Unk, Tomohiro Watanabe, Chris Wisler, **147**—Michael Beard, Rob Bradley, Bryan Decorso, Ryan Dillon, Ryan Gifford, Ryan Howison, Matthew Jones, Wook-Soon Kang, Doug LaBelle II, Jeff Mixon, Steve Polanski, Jake Reeves, Scott Sterling, Jeremy Wilkinson, Zoran Zorkic, **148**—Andrew Barnes, Shane Bertsch, John Paul Curley, Chris Downes, Nick Gilliam, Nathan Green, Ryan Hietala, Brian Hull, David Ogrin, Jeff Street, Kyle Thompson, Brett Wetterich, Mark Wurtz, **149**—Scott Harrington, Brian Kamm, Tim Simpson, Chris Starkjohann, Chris Zambri, **150**—Barry Cheesman, Brian Guetz, Casey Martin, Stiles Mitchell, Mike Perez, Chris Sessler, Matt Sharkey, **151**—Todd Barranger, Ryan Gildersleeve, Jason Hill, Kenny Knox, **152**—Robin Freeman, Ted Potter, Jr., Brian Rowell, Steve Voinovich, **154**—John Klauk, Kenneth Staton, **155**—Rob Horak, **156**—Nick Montanaro, **158**—Paul Sanders, **W**—Euan Walters, Doug Garwood, **79**—John Elliott, **78**—Billy Judah, **D—74**—Tony Mager.

TOURNAMENT HISTORY

Year	Winner	Score	Runner-up	Score	Location	Par/Yards
2002	Patrick Moore	275	Hunter Haas	276	Peek'n Peak Resort, Findley Lake, NY	71/6,883
2003	Guy Boros	275	Chris Couch	276	Peek'n Peak Resort, Findley Lake, NY	72/6,978
2004	Kevin Stadler*	279	Michael Long	279	Peek'n Peak Resort, Findley Lake, NY	72/7,025
			Bob Heintz			
			Bubba Watson			

Key: * = Playoff

72-Hole Record:

275, Patrick Moore, 2002; Guy Boros, 2003

18-Hole Record:

64, Greg Gregory, 2002; Michael Allen, 2003; Gavin Coles, Jeff Quinney, 2004

36-Hole Record:

134, Omar Uresti, 2002; Stan Utley, 2003

54-Hole Record:

200, Stan Utley, 2003

The Reese's Cup Classic

[15th of 31 official events]



BATES



Winner: BEN BATES
70-69-66-73 278 (-6) \$81,000

Hershey Golf Club (East Course)

Hershey, PA

July 1-4, 2004

Purse: \$450,000
Par: 36-35—71
Yards: 7,154

LEADERS: First Round—Jason Caron, at 6-under 65, led by one over seven players. Rafael Gomez, Michael Long, Boo Weekley, Kyle Thompson, Han Lee, Paul Gow and Mike Springer all shared second place.

Second Round—John Morse and Gow were tied for the lead at 6-under 136. Rob McKelvey and Nick Watney were one off the pace.

Third Round—Ben Bates was at 8-under 205 and led Gow by one shot. Long was two shots back.

CUT: 69 players at 2-over-par 144 from a field of 156 professionals.

PRO-AM: Team: Mike Standly, Scott Sterling, 46, \$450 each.

WEATHER: Hazy, warm and humid Thursday, with afternoon thunderstorms. Play was suspended from 1:35 p.m. to 3:30 p.m. Temperature reached a high of 85. Winds were S at 10-15 mph. Dense morning fog Friday resulted in a one-hour delay to start the round. Partly cloudy and hot. High of 88. Winds were variable at 5-10 mph. Hazy sunshine and less humid Saturday, with a high of 84. Variable winds at 5-10 mph. Hazy and humid with scattered afternoon showers Sunday. High of 81. Winds SE at 10-20 mph.

ORDER OF FINISH

Won playoff with par-3 on the eighth extra hole

Ben Bates	1	70-69-66-73	278	\$81,000.00
Paul Gow	2	68-68-70-72	278	48,600.00
Doug Barron	3	71-72-65-72	280	26,100.00
Jason Caron	3	66-73-71-70	280	26,100.00
Michael Long	15	68-72-67-74	281	16,425.00
Kenneth Staton	15	73-71-64-73	281	16,425.00
Nick Watney	15	73-64-72-72	281	16,425.00
Dave Christensen	18	72-68-73-69	282	12,150.00
Paul Claxton	18	72-69-72-69	282	12,150.00
Ryuji Imada	18	70-73-69-70	282	12,150.00
Mike Springer	18	68-71-70-73	282	12,150.00
Charles Warren	18	69-71-71-71	282	12,150.00
Barry Cheesman	113	71-73-70-69	283	7,950.00
Dave Cunningham	113	72-71-70-70	283	7,950.00
Kevin Durkin (Q)	113	70-73-65-75	283	7,950.00
Charley Hoffman (Q)	113	71-73-70-69	283	7,950.00
Brent Schwarzrock	113	73-69-72-69	283	7,950.00
Scott Sterling	113	69-69-72-73	283	7,950.00
James Driscoll	119	72-71-70-71	284	5,647.50
Jeff Gove	119	71-73-70-70	284	5,647.50
Mike Grob	119	71-70-72-71	284	5,647.50
John Morse	119	72-64-77-71	284	5,647.50

Jeff Freeman	T23	74-69-74-68	285	\$3,857.15	Tom Scherrer	T45	70-73-74-71	288	\$1,625.63
Bob Heintz	T23	72-70-77-66	285	3,857.15	Greg Bruckner	T45	69-74-71-74	288	1,625.62
Patrick Damron	T23	72-71-72-70	285	3,857.14	Jesse Fitzgerald (Q)	T45	69-74-70-75	288	1,625.62
John Elliott	T23	75-68-71-71	285	3,857.14	Scott Gutschewski	T45	71-71-72-74	288	1,625.62
Robert Garrigus	T23	74-70-68-73	285	3,857.14	Mike Sposa	T45	73-71-70-74	288	1,625.62
Rafael Gomez	T23	68-72-73-72	285	3,857.14	Ahmad Bateman	T53	70-71-73-75	289	1,462.50
D.J. Trahan	T23	74-70-72-69	285	3,857.14	Robin Byrd	T53	73-70-76-70	289	1,462.50
Brad Adamonis	T30	71-70-71-74	286	2,745.00	Han Lee	T53	68-75-73-73	289	1,462.50
Justin Bolli	T30	75-66-71-74	286	2,745.00	John E. Morgan	T53	72-71-68-78	289	1,462.50
Kyle Gallo (Q)	T30	71-69-70-76	286	2,745.00	Kevin Pendley	T53	74-68-71-76	289	1,462.50
Brian Guetz (Q)	T30	71-70-74-71	286	2,745.00	Doug LaBelle II	T58	74-69-70-77	290	1,338.75
Eduardo Herrera	T30	70-73-69-74	286	2,745.00	Jim McGovern	T58	76-67-74-73	290	1,338.75
Ryan Howison	T30	71-68-72-75	286	2,745.00	Andy Morse	T58	72-71-75-72	290	1,338.75
Bradley Hughes	T30	72-71-70-73	286	2,745.00	Kyle Thompson	T58	68-74-72-76	290	1,338.75
Rini Rutledge	T30	73-70-73-70	286	2,745.00	Evan Walters	T58	74-70-72-74	290	1,338.75
Richie Coughlan	T38	73-69-71-74	287	2,070.00	Boo Weekley	T58	68-73-70-79	290	1,338.75
Steve Ford	T38	72-69-72-74	287	2,070.00	Bobby Gage	T64	71-70-70-80	291	1,248.75
Jason Gore	T38	71-73-73-70	287	2,070.00	Rob McKelvey	T64	69-68-78-76	291	1,248.75
Scott Gump	T38	72-68-74-73	287	2,070.00	Kevin Stadler	T66	72-72-74-74	292	1,215.00
Anthony Painter	T38	70-72-70-75	287	2,070.00	Andy Doeden	T67	76-68-73-79	296	1,181.25
Scott Petersen	T38	71-67-76-73	287	2,070.00	Warren Schutte	T67	74-70-79-73	296	1,181.25
Jason Schultz	T38	70-73-70-74	287	2,070.00	Brendon de Jonge	T69	73-71-73-82	299	1,147.50
Jason Enloe	T45	70-68-77-73	288	1,625.63					
Jon Mills	T45	71-72-74-71	288	1,625.63					
Jeff Quinney	T45	76-68-71-73	288	1,625.63					

(Q)=Open Qualifier; (S)=Sponsor Exemption; T= Tie

The following players did not finish: (C)=cut, W=withdrew, D=dis-qualified

C—145—Ryan Armour, Brad Elder, Doug Garwood, Terry Hertzog, David McKenzie, Matt Peterson, Jake Reeves, Darron Stiles, Johnson Wagner, Chris Wisler, **146**—Chris Anderson, Jody Bellflower, Nick Cassini, Gavin Coles, Todd Demsey, Matthew Goggin, Bill Lunde, Brian McCann, David Ogrin, Rick Price, Miguel Rivera, Dave Rummells, Andy Sanders, Kelly Sellers, Bubba Watson, Mark Wiebe, **147**—John Paul Curley, Jeff Gallagher, Michael Harris, P.H. Horgan III, Tom Kalinowski, Troy Matteson, Jeff Mixon, Bryant Odom, Brad Ott, Victor Schwamkrug, Wes Short, Jr., Tim Simpson, Jeff Street, Vance Veazey, **148**—Todd Barranger, Jason Buha, John Connelly, Brad Fabel, Brian Henninger, Ryan Hietala, Matthew Jones, Wook-Soon Kang, Jin Park, Lee Porter, Vince Ramagli, Sonny Skinner, Dave Stockton, Jr., Brett Wetterich, Jeremy Wilkinson, Tim Wilkinson, Brian Wilson, Chris Zambrini, **149**—Tony Carolan, Chris Sessler, **150**—Robin Freeman, Ryan Gildersleeve, Steve Haskins, Craig Lile, Dave Quinn, Mike Standly, **151**—Matt Bettencourt, Gary Hallberg, Chris Tidland, Ty Tryon, **152**—Keith Clearwater, Mike Donald, Keith Huber, Richard Massey, Fran Quinn, **153**—Mike Sullivan, Tyler Williamson, **154**—Pete Jordan, Brandon Knaub, Mark Wurtz, **155**—Richard Johnson, Mike Troyer, **157**—Rick Gibney, **158**—Ted Potter, Jr. **W—79**—D.A. Points. **D—71**—Hunter Haas, **144**—Zoran Zorkic.

72-Hole Record:

273, Michael Clark, 1998; John Rollins, Rod Pamplung, 2001

18-Hole Record:

64, Bob Burns, 1998, Gary Nicklaus, 1999; Jay Hobby, Brad Klaprott, Rod Pamplung, 2001; Steve Haskins, Chris Tidland, 2002; David Branshaw, 2003; John Morse, Nick Watney, Kenneth Staton, 2004

36-Hole Record:

134, Michael Clark, 1998; Rob McKelvey, 2002

54-Hole Record:

200, Michael Clark, 1998

TOURNAMENT HISTORY

Year	Winner	Score	Runner-up	Score	Location	Par/Yards
NIKE HERSHEY OPEN						
1997	Barry Cheesman	278	Billy Downes	279	CC of Hershey (East), Hershey, PA	71/7,081
			Greg Leshner			
1998	Michael Clark	273	Bob Burns	275	CC of Hershey (East), Hershey, PA	71/7,081
1999	Edward Fryatt	275	Brett Wayment	278	CC of Hershey (East), Hershey, PA	70/7,081
BUY.COM HERSHEY OPEN						
2000	Paul Gow	281	Paul Claxton	282	CC of Hershey (East), Hershey, PA	71/7,154
2001	John Rollins*	273	Rod Pamplung	273	CC of Hershey (East), Hershey, PA	71/7,154
HERSHEY OPEN						
2002	Cliff Kresge*	276	Joel Kribel	276	CC of Hershey (East), Hershey, PA	71/7,154
			Brian Claar			
			Steve Ford			
THE REESE'S CUP CLASSIC						
2003	Joe Ogilvie	274	Paul Claxton	277	CC of Hershey (East), Hershey, PA	71/7,154
2004	Ben Bates*	278	Paul Gow	278	CC of Hershey (East), Hershey, PA	71/7,154

Key: * = Playoff

Scholarship America Showdown

[16th of 31 official events]



STADLER



Winner: KEVIN STADLER
69-65-67-68 269 (-11) \$85,500

Troy Burne Golf Club

Hudson, WI

July 8-11, 2004

Purse: \$475,000

Par: 36-34—70

Yards: 7,003

LEADERS: First Round—Brad Adamonis fired a 5-under-par 65 to take a one-stroke lead over Kevin Durkin and Jason Caron.

Second Round—Kyle Thompson used a course-record 8-under-par 62 to move to 10-under-par 130. Brendon de Jonge, Jimmy Walker and Andy Sanders were three shots back.

Third Round—Thompson, Kevin Stadler and Chris Tidland, all at 9-under-par 201, held a one-stroke advantage over Caron.

CUT: 66 players at even-par 140 from a field of 153 professionals and two amateurs.

PRO-AM: Team: Tom Scherrer, 45, \$500.

WEATHER: Mostly sunny Thursday, with a high of 74. Winds E at 10-15 mph. Mostly cloudy in the morning Friday, then partly cloudy. Temperatures reached 77. Winds SE at 5-15 mph. Fog delayed the beginning of play for 30 minutes Saturday morning, pushing the start to 8:40 a.m. Mostly sunny skies afterward, with warmer temperatures. High of 80. Winds SSE at 10-15 mph. Strong early morning thunderstorms Sunday led to a three-hour delay to the start of play. Final-round play began at 11:30 a.m. Clearing skies in the afternoon. High of 82. Winds SW at 10-15 mph.

ORDER OF FINISH

Won with birdie-4 on third extra hole

Kevin Stadler	1	69-65-67-68	269	\$85,500.00
Mathew Goggin	T2	67-70-68-64	269	35,466.67
Kyle Thompson	T2	68-62-71-68	269	35,466.67
Chris Tidland	T2	69-65-67-68	269	35,466.66
Jason Caron	5	66-69-67-68	270	19,000.00
Ryuji Imada	T6	70-67-67-68	272	16,506.25
Darron Stiles	T6	67-72-68-65	272	16,506.25
Rick Fehr	T8	67-71-68-67	273	14,250.00
Johnson Wagner	T8	68-68-69-68	273	14,250.00
Dave Christensen	T10	69-66-68-71	274	11,875.00
Conrad Ray (S)	T10	69-71-66-68	274	11,875.00
Mario Tiziani (Q)	T10	71-66-66-71	274	11,875.00
Keith Huber	T13	69-71-64-71	275	8,906.25
Doug LaBelle II	T13	68-69-68-70	275	8,906.25
Scott Petersen	T13	69-66-71-69	275	8,906.25
Jimmy Walker	T13	68-65-72-70	275	8,906.25
Todd Demsey	T17	69-69-70-69	276	6,887.50
John Douma (Q)	T17	69-67-70-70	276	6,887.50
Nathan Green	T17	69-69-69-69	276	6,887.50
Matthew Jones	T17	69-69-68-70	276	6,887.50
Ahmad Bateman	T21	68-70-69-70	277	4,781.67

Richie Coughlan	T21	70-70-68-69	277	\$4,781.67
Joe Daley	T21	69-68-71-69	277	4,781.67
JJ Wall (Q)	T21	70-68-70-69	277	4,781.67
Steven Alker	T21	68-70-72-67	277	4,781.66
Charley Hoffman	T21	70-70-70-67	277	4,781.66
Chris Anderson	T27	72-67-70-69	278	3,439.00
John Morse	T27	71-68-72-67	278	3,439.00
Jason Schultz	T27	69-69-69-71	278	3,439.00
Charles Warren	T27	67-70-68-73	278	3,439.00
Nick Watney	T27	67-71-67-73	278	3,439.00
Ryan Armour	T32	68-71-71-69	279	2,612.50
Ben Bates	T32	69-70-71-69	279	2,612.50
Jim Benepe	T32	68-72-72-67	279	2,612.50
Nick Cassini	T32	71-68-72-68	279	2,612.50
John Elliott	T32	67-69-67-76	279	2,612.50
Steve Ford	T32	68-67-72-72	279	2,612.50
Hunter Haas	T32	71-68-75-65	279	2,612.50
Ryan Howison	T32	70-69-70-70	279	2,612.50
David McKenzie	T32	69-71-70-69	279	2,612.50
Jeremy Wilkinson	T32	72-67-72-68	279	2,612.50
Kevin Durkin	T42	66-69-74-71	280	1,959.38
Andy Sanders	T42	68-65-74-73	280	1,959.38
Brendon de Jonge	T42	69-64-73-74	280	1,959.37
Bryan Decorso	T42	71-67-67-75	280	1,959.37

Brad Adamonis	T46	65-74-72-70	281	\$1,739.69
Steve Runge	T46	73-67-69-72	281	1,739.69
Mike Sposa	T46	67-73-69-72	281	1,739.69
David Tentis	T46	71-68-73-69	281	1,739.68
Rob Bradley	T50	70-68-70-74	282	1,615.00
Paul Claxton	T50	70-67-72-73	282	1,615.00
James Driscoll	T50	70-70-73-69	282	1,615.00
Stephen Gangluff	T50	67-69-73-73	282	1,615.00
Troy Matteson	T50	67-68-70-77	282	1,615.00
Wil Collins (Q)	T55	70-69-71-73	283	1,508.13
B.J. Staten (Q)	T55	71-68-72-72	283	1,508.13
Jason Enloe	T55	69-70-72-72	283	1,508.12
Mark Wiebe	T55	70-70-74-69	283	1,508.12
Keoke Cotner	T59	69-68-73-74	284	1,425.00
Brian Fogt (Q)	T59	72-68-71-73	284	1,425.00
Gabriel Hjertstedt	T59	69-68-74-73	284	1,425.00
Fran Quinn	T62	72-68-71-74	285	1,377.50
Jason Gore	T63	69-68-74-75	286	1,341.88
Jeff Gove	T63	68-72-73-73	286	1,341.87
Chris Starkjohann	T65	69-70-74-76	289	1,306.25
Simon Nash (Q)	T66	71-69-77-76	293	1,282.50

(Q)=Open Qualifier; (S)=Sponsor Exemption; T=Tie

The following players did not finish: (C=cut, W=withdrew, D=disqualified)

C—141-Don Berry, Shane Bertsch, Jaxon Brigman, Greg Bruckner, Tim Conley, John Connelly, Andy Doeden, Ryan Gioffre, Rafael Gomez, Scott Harrington, Kevin Johnson, Casey Martin, Brian McCann, Jeff Quinney, Dave Rummells, Scott Sterling, D.J. Trahan, Vance Veazey, **142**-Tony Carolan, Brad Elder, Bobby Gage, Ryan Gildersleeve, Scott Gump, Michael Harris, Bob Heintz, Ryan Hietala, Keith Nolan, Jake Reeves, Tom Scherrer, Phil Tataurangi, **143**-Barry Cheesman, Dave Cunningham, Brian Guetz, Billy Judah, Bryant Odom, Mike Perez, Victor Schwamkrug, Euan Walters, Tyler Williamson, Brian Wilson, Chris Zambri, **144**-Dan Buchner, Kevin Cashman, Scott Dunlap, Tom Kalinowski, Jeff Mixon, Brian Rowell, Tomohiro Watanabe, Boo Weekley, **145**-Todd Barranger, Justin Bolli, Jimmy Green, P.H. Horgan III, Richard Johnson, Jeff Klauk, Michael Long, Todd Rose, Chris Sessler, Matt Sharkey, Tim Simpson, Iain Steel, Mark Wurtz, **146**-Neil Johnson, Franklin Langham, Sean Murphy, Brett Wetterich, **147**-Matt Bettencourt, Rodney Butcher, John Klauk, Stiles Mitchell, Brad Ott, Byron Schlagenhaut, Warren Schutte, **148**-David Ogryn, Anthony Painter, **149**-Jason Hill, Jeremy Lyons, Tommy Rymer, **150**-Rick Cramer, Jeff Freeman, **151**-Kenny Knox, Ryan Quinn, **152**-Michael Beard, Robin Byrd, Chris Downes, **153**-Dave Stockton, Jr., **154**-Luke Benoit, Bobby Kalinowski, **156**-Tom Sieckmann.

TOURNAMENT HISTORY

Year	Winner	Score	Runner-up	Score	Location	Par/Yards
SCHOLARSHIP AMERICA SHOWDOWN						
2004	Kevin Stadler*	269	Matthew Goggin	269	Troy Burne GC, Hudson, WI	70/7,003
			Kyle Thompson			
			Chris Tidland			

Key: * = Playoff

72-Hole Record:

269, Kevin Stadler, Kyle Thompson, Chris Tidland, Mathew Goggin, 2004

18-Hole Record:

62, Kyle Thompson, 2004

36-Hole Record:

130, Kyle Thompson, 2004

54-Hole Record:

201, Kyle Thompson, Chris Tidland, Kevin Stadler, 2004

Pete Dye West Virginia Classic

Presented by National Mining Association [17th of 31 official events]

Pete Dye
WEST VIRGINIA CLASSIC
presented by
NATIONAL MINING ASSOCIATION

POINTS



Winner: D.A. POINTS
65-62-68-70 265 (-23) \$108,000

Pete Dye Golf Club

Bridgeport, WV

July 15-18, 2004

Purse: \$600,000

Par: 36-36—72

Yards: 7,248

LEADERS: First Round—Nick Watney fired a 9-under-par 63 for a two-stroke lead over D.A. Points.

Second Round—Points set a new course record with a 10-under-par 62, moving to 17-under-par 127. Bryce Molder and Darron Stiles were six shots back.

Third Round—Points, at 21-under-par, held a six-stroke advantage over Vance Veazey.

CUT: 63 players at 2-under-par 142 from a field of 155 professionals and one amateur.

PRO-AM: Team: Doug Barron, 44, \$500.

WEATHER: Variably cloudy, breezy and cooler Thursday. High of 74. Winds W at 10-20 mph. Partly sunny Friday, with a breeze that was light and variable. High of 80. Mostly cloudy and cooler Saturday. Intermittent showers throughout the day. High of 74. Winds light and variable. Foggy early then partly sunny Sunday. High of 76. Winds light and variable.

ORDER OF FINISH

D.A. Points	1	65-62-68-70	265	\$108,000.00
Nick Cassini	2	66-69-67-68	270	64,800.00
Darron Stiles	3	66-67-69-69	271	40,800.00
Jess Daley	14	71-65-70-67	273	26,400.00
Vance Veazey	14	69-67-65-72	273	26,400.00
Jason Schultz	16	70-71-66-67	274	20,850.00
D.J. Trahan	16	66-70-68-70	274	20,850.00
Jeff Gove	18	70-69-66-70	275	18,000.00
Bob Heintz	18	69-69-67-70	275	18,000.00
Greg Bruckner	110	68-70-71-67	276	15,600.00
Jon Mills	110	74-68-65-69	276	15,600.00
Jason Caron	112	71-69-66-71	277	12,600.00
Craig Lile	112	68-70-69-70	277	12,600.00
Chris Tidland	112	70-69-67-71	277	12,600.00
Stephen Gangluff (Q)	115	72-68-70-68	278	9,300.00
Bradley Hughes	115	71-69-68-70	278	9,300.00
Bryce Molder (S)	115	66-67-71-74	278	9,300.00
Fran Quinn	115	71-71-70-66	278	9,300.00
Charles Warren	115	69-73-69-67	278	9,300.00
Nick Watney	115	63-71-69-75	278	9,300.00

Ryan Armour	T21	75-67-67-70	279	\$6,240.00	Brad Ott	T41	69-73-70-70	282	\$2,580.00
Greg Boyette (Q)	T21	72-68-68-71	279	6,240.00	Evan Walters	T41	69-70-72-71	282	2,580.00
Andrew McLardy (Q)	T21	73-69-65-72	279	6,240.00	Mario Tiziani	T45	69-72-70-72	283	2,340.00
Bryant Odom	T21	70-65-71-73	279	6,240.00	Scott Gutschewski	T46	69-68-73-74	284	2,250.00
Scott Sterling	T21	70-71-70-68	279	6,240.00	David McKenzie	T46	72-69-73-70	284	2,250.00
Jason Buha	T26	71-69-71-69	280	4,560.00	Ryan Hietala	T48	69-72-67-77	285	2,145.00
Nathan Green	T26	70-68-69-73	280	4,560.00	Ty Tryon	T48	69-70-74-72	285	2,145.00
Troy Matteson	T26	69-71-72-68	280	4,560.00	Keoke Cotner	T50	70-69-77-70	286	2,085.00
Keith Nolan (Q)	T26	70-71-71-68	280	4,560.00	Anthony Painter	T50	72-70-71-73	286	2,085.00
Tom Scherrer	T26	68-71-71-70	280	4,560.00	Doug LaBelle II	T52	70-71-73-73	287	2,040.00
Steven Alker	T31	73-69-71-68	281	3,420.00	Joseph Alfieri (Q)	T53	70-72-70-76	288	1,980.00
Ahmad Bateman	T31	75-66-70-70	281	3,420.00	Ryuji Imada	T53	70-72-78-68	288	1,980.00
Patrick Damron	T31	68-72-63-78	281	3,420.00	Warren Schutte	T53	68-69-73-78	288	1,980.00
Justin Hicks (Q)	T31	70-68-74-69	281	3,420.00	Jeff Freeman	T56	68-73-75-73	289	1,890.00
Charley Hoffman	T31	69-73-68-71	281	3,420.00	Ned Michaels (Q)	T56	66-75-71-77	289	1,890.00
Bobby Kalinowski	T31	72-68-67-74	281	3,420.00	Tyler Williamson	T56	69-73-69-78	289	1,890.00
Scott Petersen	T31	71-71-72-67	281	3,420.00	Paul Gow	T59	72-69-74-76	291	1,830.00
Jim Rutledge	T31	70-71-70-70	281	3,420.00	Kevin Johnson	T60	72-70-76-74	292	1,785.00
Kyle Thompson	T31	71-68-67-75	281	3,420.00	Jake Reeves	T60	71-68-77-76	292	1,785.00
Johnson Wagner	T31	70-68-73-70	281	3,420.00	Dan Buchner	T62	72-69-80-73	294	1,740.00
Chris Anderson	T41	71-69-73-69	282	2,580.00	Brent Schwarzkopf	T63	71-71-80-78	300	1,710.00
Ryan Howison	T41	71-71-66-74	282	2,580.00					

(Q)=Open Qualifier; (S)=Sponsor Exemption; T= Tie

The following players did not finish: (C=cut, W=withdrew, D=disqualified)

C—143—Barry Cheesman, Todd Demsey, Hunter Haas, Scott Harrington, P.H. Horgan III, Matthew Jones, Andy Morse, Jeff Quinney, Sonny Skinner, Chris Zambri, **144**—Doug Barron, Matt Bettencourt, Justin Bolli, Pat Carter (A), Richie Coughlan, Joe Daley, James Driscoll, Steve Ford, Rafael Gomez, Jason Gore, Bill Lunde, Rob McKelvey, Jimmy Walker, **145**—Brad Adamonis, Ben Bates, Dave Cunningham, Brad Elder, John Elliott, Jeff Gallagher, Brian Guetz, Han Lee, John Pitt, Kenneth Staton, **146**—Michael Beard, Paul Claxton, John Douma, Barry Evans, Jeff Klauk, Brian McCann, Steve Runge, David Siegel, Dave Stockton, Jr., Brett Wetterich, Jeremy Wilkinson, **147**—Robert Garrigus, Michael Harris, Eduardo Herrera, Keith Huber, Franklin Langham, Casey Martin, Lee Porter, Rick Price, Kelly Sellers, JJ Wall, Boo Weekley, Mark Wurtz, **148**—Shane Bertsch, Mike Capone, Chris Sessler, **149**—Jody Bellflower, Scott Gump, Jason Hill, Richard Massey, Scott Parel, Victor Schwamkrug, Jeff Street, Zoran Zorkic, **150**—Gavin Coles, Brad Klapprott, Andy Sanders, **151**—John Connelly, John Paul Curley, Chris Downes, Richard Johnson, Michael Long, Kevin Pendley, Matt Sharkey, **152**—Steve Haskins, Stiles Mitchell, **153**—Scott Davis, Jason Enloe, **154**—Bubba Dickerson, **155**—Todd Barranger, James Oh, **156**—Robert McClellan, Brad Westfall, **157**—Tomas Lindh, Ted Potter, Jr., **158**—Tony Carolan, Bill Stines, **159**—Jonathan Clark, **160**—Joshua Leibfreid. **W—80**—Bobby Gage.

TOURNAMENT HISTORY

Year	Winner	Score	Runner-up	Score	Location	Par/Yards
2004	D.A. Points	265	Nick Cassini	270	Pete Dye GC, Bridgeport, WV	72/7,248

72-Hole Record:

265, D.A. Points, 2004

18-Hole Record:

62, D.A. Points, 2004

36-Hole Record:

127, D.A. Points, 2004

54-Hole Record:

195, D.A. Points, 2004

Samsung Canadian PGA Championship

[18th of 31 official events]

SAMSUNG
CANADIAN PGA Championship



WARREN



Winner: CHARLES WARREN
71-65-66-67 269 (-19) \$81,000

Whistle Bear Golf Club

Cambridge, Ontario, Canada

July 22-25, 2004

Purse: \$450,000

Par: 36-36—72

Yards: 7,322

LEADERS: First Round—Eduardo Herrera, Kevin Durkin, Kenneth Staton, Ryan Gioffre, Doug Barron, Bill Lunde and Steve Runge all shared the lead at 4-under-par 68. Fifteen more players were one shot back.

Second Round—Barron, Charles Warren, Lunde, David McKenzie and Staton were all at 8-under 136. Johnson Wagner and Dave Cunningham were one back.

Third Round—Warren was at 14-under 202 and led Cunningham by two. McKenzie was three off the pace.

CUT: 63 players at 1-under-par 143 from a field of 155 professionals and one amateur.

PRO-AM: Team: Kevin Stadler, 46, \$500.

WEATHER: Hazy, warm and humid Thursday, with scattered evening thunderstorms (1/2 inch of rain). Play suspended from 7:02 to 8:12 a.m. High of 86. Winds SW at 10-20 mph. Morning clouds Friday and cool temperatures. Partly cloudy and cool in the afternoon. High of 68. Winds NNW at 10-20 mph. Mostly sunny and cool Saturday. High of 69. Winds NE at 10-15 mph. Morning cloudiness Sunday, improving to partly cloudy in the afternoon. High of 71. Winds NE at 10 mph.

ORDER OF FINISH

Charles Warren	1	71-65-66-67	269	\$81,000.00
Doug Barron	T2	68-68-71-69	276	39,600.00
Dave Christensen	T2	69-70-68-69	276	39,600.00
David McKenzie	4	70-66-69-72	277	21,600.00
Dave Cunningham	5	70-67-67-74	278	18,000.00
Scott Dunlap (Q)	T6	69-71-68-71	279	15,075.00
Bill Lunde	T6	68-68-73-70	279	15,075.00
Kenneth Staton	T6	68-68-72-71	279	15,075.00
Rob Bradley	T9	69-70-71-70	280	11,700.00
Jason Gore	T9	75-66-71-68	280	11,700.00
John Morse	T9	70-68-70-72	280	11,700.00
Johnson Wagner	T9	71-66-71-72	280	11,700.00
Carl Desjardins (S)	T13	70-71-72-68	281	8,437.50
Ryan Howison	T13	70-73-66-72	281	8,437.50
Michael Long	T13	70-72-69-70	281	8,437.50
Bubba Watson	T13	74-69-67-71	281	8,437.50
Shane Bertsch	T17	70-73-71-68	282	6,090.00
Erik Compton	T17	70-72-70-70	282	6,090.00
Tim Conley	T17	72-70-68-72	282	6,090.00
Paul Gow	T17	69-72-69-72	282	6,090.00

Kevin Johnson	T17	72-71-68-71	282	\$6,090.00	Ahmad Bateman	T43	73-69-74-70	286	\$1,845.00
Franklin Langham	T17	72-70-71-69	282	6,090.00	Chris James (Q)	T43	69-72-72-73	286	1,845.00
Jason Buha	T23	73-70-73-67	283	3,857.15	Robin Byrd	T45	71-69-75-72	287	1,653.75
David Hearn	T23	70-73-71-69	283	3,857.15	Tony Carolan	T45	72-71-70-74	287	1,653.75
Ben Bates	T23	71-67-71-74	283	3,857.14	Jeff Gove	T45	69-72-70-76	287	1,653.75
Patrick Damron	T23	74-67-71-71	283	3,857.14	Dan Halldorson	T45	71-71-74-71	287	1,653.75
Jeff Klauk	T23	71-69-68-75	283	3,857.14	Kyle Thompson	T45	73-69-73-72	287	1,653.75
Scott Petersen	T23	69-71-69-74	283	3,857.14	Mike Woodcock (S)	T45	70-70-73-74	287	1,653.75
Sonny Skinner	T23	71-70-71-71	283	3,857.14	Derek Gillespie (S)	T51	72-70-73-73	288	1,541.25
Dan Buchner	T30	71-69-75-69	284	2,790.00	Bryce Molder	T51	71-70-72-75	288	1,541.25
John Connelly	T30	72-71-74-67	284	2,790.00	Gary Hallberg	T53	70-71-73-75	289	1,496.25
Brad Elder	T30	71-69-72-72	284	2,790.00	Brent Schwarzrock	T53	69-72-75-73	289	1,496.25
Stephen Gangloff	T30	70-70-73-71	284	2,790.00	Brad Adamonis	T55	72-71-74-73	290	1,428.75
Scott Gump	T30	70-71-74-69	284	2,790.00	Gabriel Hjertstedt	T55	70-73-71-76	290	1,428.75
Richard Massey	T30	73-69-70-72	284	2,790.00	Iy Tryon	T55	73-68-73-76	290	1,428.75
Rick Price	T30	72-69-72-71	284	2,790.00	Tomohiro Watanabe (Q)	T55	69-72-77-72	290	1,428.75
Joe Daley	T37	70-72-74-69	285	2,205.00	Jason Highton	T59	72-70-74-75	291	1,361.25
Jeff Gallagher	T37	69-71-76-69	285	2,205.00	Adam Short (S)	T59	71-69-76-73	291	1,361.25
Ryan Gildersleeve	T37	71-71-73-70	285	2,205.00	Steven Alker	T61	70-73-72-77	292	1,316.25
Stiles Mitchell	T37	70-72-74-69	285	2,205.00	Chris Wisler (Q)	T61	73-70-74-75	292	1,316.25
Steve Runge	T37	68-75-72-70	285	2,205.00	Simon Cooke (Q)	T63	69-74-74-78	295	1,282.50
Dave Stockton, Jr.	T37	69-71-72-73	285	2,205.00					

The following players did not finish: (C)=cut, W=withdrew, D=disqualified

C—144—Michael Beard, Rick Fehr, Ryan Gioffre, Eduardo Herrera, P.H. Horgan III, Han Lee, Kevin Pendley, D.A. Points, Lee Porter, **145**—Jason Allred, Jim Benepe, Ben Ferguson, Scott Harrington, Bradley Hughes, Ian Hutchings, Bobby Kalinowski, Brian McCann, Jim McGovern, Jake Reeves, Todd Rose, Jim Rutledge, Andrew Tschudin, **146**—Keoke Cotner, John Paul Curley, Jess Daley, Brendon de Jonge, Kevin Durkin, Keith Huber, Brian Kamm, Andrew McLardy, Jon Mills, Mike Perez, Byron Schlagenhauf, Warren Schutte, Iain Steel, **147**—Rodney Butcher, Jason Caron, Barry Cheesman, John Elliott, Jason Enloe, Mike Mezei (A), Martin Price, Brian Rowell, Eli Zackheim, **148**—Jaxon Brigan, Keith Clearwater, Chris Downes, Billy Judah, Casey Martin, Ted Potter, Jr., Kelly Sellers, Jeff Street, Zolton Verress, Zoran Zoric, **149**—Matt Bettencourt, Ian Doig, Mike Donald, Jason Hill, Kenny Knox, Keith Nolan, Sam Randolph, Matt Sharkey, Brad Sutterfield, Vance Veazey, **150**—Greg Boyette, Brett Burgeson, Steve Haskins, Jerry Hinds, Jeff Mixon, Drew Symons, Chris Zambri, **151**—John Adams, Wayne Grady, Kevin Stadler, Tony Yager, **152**—Todd Barranger, Edward Boudreau, **153**—Roger Beale, Kevin Black, John Klauk, Craig Matthew, Rob McMillan, **155**—Kevin Dugas, **157**—Bubba Dickerson, Scott Hood, **158**—Danny King, Rob Moore, **159**—James Oh, Tom Sieckmann, **160**—Dave Wettlaufer, **166**—Chris Wehrle. **W—79**—Dave Rummells, **77**—Brad Fabel.

TOURNAMENT HISTORY

Year	Winner	Score	Runner-up	Score	Location	Par/Yards
SAMSUNG CANADIAN PGA CHAMPIONSHIP						
2001	Richard Zokol	271	Gary Hallberg	274	DiamondBack GC, Richmond Hill, Ontario, Canada	72/7,079
2002	Arron Oberholser	268	Doug Barron	270	DiamondBack GC, Richmond Hill, Ontario, Canada	71/7,067
SAMSUNG CANADIAN PGA CHAMPIONSHIP PRESENTED BY MASTERCARD						
2003	Tom Carter	275*	Jason Bohn	275	DiamondBack GC, Richmond Hill, Ontario, Canada	71/7,067
2004	Charles Warren	269	Doug Barron	276	Whistle Bear GC, Cambridge, Ontario, Canada	72/7,322

Key: * = Playoff

72-Hole Record:

268, Arron Oberholser, 2002

Current Course 18-Hole Record:

65, Charles Warren, 2004

18-Hole Record:

62, Don Reese, Arron Oberholser, 2002

36-Hole Record:

130, Don Reese, 2002

54-Hole Record:

201, Pete Morgan, 2002

Preferred Health Systems Wichita Open

Presented by Cox Communications [19th of 31 official events]



HUGHES



Winner: BRADLEY HUGHES
71-65-69-65 270 (-14) \$85,500

Crestview Country Club

Wichita, KS

July 29-August 1, 2004

Purse: \$475,000

Par: 35-36—71

Yards: 6,887

CUT: 79 players at 3-under-par 139 from a field of 156 professionals.

PRO-AM: Team: Tyler Williamson, 117, \$500.

WEATHER: Mostly cloudy with a few light rain showers Thursday. Unseasonably cool temperatures, with a high of 73. Winds ENE at 5-10 mph. Morning clouds Friday gave way to sunshine in the afternoon. High of 83. Winds light and variable. Mostly sunny and breezy Saturday. High of 91. Winds S at 10-15 mph. Sunny, hot and slightly windy Sunday. High of 95, with a heat index of 103. Winds S at 10-20 mph.

LEADERS: First Round—Keoke Cotner shot a 7-under-par 64 to take a one-stroke lead over Ben Bates, Gavin Coles and Johnson Wagner.

Second Round—Cotner moved to 11-under-par 131, one shot clear of Brad Elder.

Third Round—Elder's 4-under-par 67 took him to 14-under-par 199, three shots in front of Anthony Painter, Darron Stiles and Erik Compton.

ORDER OF FINISH

Won with birdie-4 on first extra hole

Bradley Hughes	71-65-69-65	270	\$85,500.00
Nathan Green	67-66-72-65	270	35,466.67
Scott Harrington	66-71-68-65	270	35,466.67
Erik Compton	68-68-66-68	270	35,466.66
Dave Christensen	68-68-66-66	271	18,050.00
Brad Elder	69-63-67-72	271	18,050.00
David Hearn	70-66-67-69	272	13,822.50
Richard Massey	66-70-70-66	272	13,822.50
Darron Stiles	66-67-69-70	272	13,822.50
D.J. Trahan	67-69-71-65	272	13,822.50
Johnson Wagner	65-70-69-68	272	13,822.50
Anthony Painter	69-67-69-68	273	10,450.00
Jason Buha	66-72-64-71	273	10,450.00
Gavin Coles	66-69-69-70	274	7,837.50
Keoke Cotner	65-69-70-70	274	7,837.50
Joe Daley	64-67-72-71	274	7,837.50
Stephen Gangluff	70-67-71-66	274	7,837.50
Craig Lile	68-65-70-71	274	7,837.50
Ben Bates	67-72-66-69	274	7,837.50
Jim Rutledge	65-68-72-70	275	5,731.67
Jimmy Walker	67-68-73-67	275	5,731.67
Justin Bolli	67-67-70-71	275	5,731.66
Paul Claxton	66-72-65-73	276	3,966.25
Tim Conley	68-71-68-69	276	3,966.25
	70-69-69-68	276	3,966.25

John Kidwell (Q)	T23	69-66-70-71	276	\$3,966.25
Bryant Odom	T23	71-68-69-68	276	3,966.25
Jason Schultz	T23	67-69-73-67	276	3,966.25
Kenneth Staton	T23	69-70-69-68	276	3,966.25
Brett Wetterich	T23	67-68-72-69	276	3,966.25
Chris Anderson	T31	69-66-72-70	277	2,897.50
Brendon de Jonge	T31	67-72-67-71	277	2,897.50
Scott Gump	T31	68-71-71-67	277	2,897.50
Todd Rose	T31	72-63-73-69	277	2,897.50
Chris Tidland	T31	66-67-71-73	277	2,897.50
Bubba Watson	T31	69-69-67-72	277	2,897.50
Sean Murphy (Q)	T37	67-67-70-74	278	2,422.50
Jeff Quinney	T37	69-70-69-70	278	2,422.50
Kelly Sellers	T37	67-71-71-69	278	2,422.50
Tim Simpson	T37	70-68-69-71	278	2,422.50
Ahmad Bateman	T41	70-65-74-70	279	2,004.50
Matt Hendrix (Q)	T41	68-68-75-68	279	2,004.50
John Morse	T41	66-73-69-71	279	2,004.50
Victor Schwamkrug	T41	68-71-65-75	279	2,004.50
Iain Steel	T41	73-64-71-71	279	2,004.50
Dave Cunningham	T46	67-68-71-74	280	1,636.43
John Paul Curley	T46	70-68-71-71	280	1,636.43
Jeff Klauk	T46	68-70-70-72	280	1,636.43
Steve Runge	T46	70-69-69-72	280	1,636.43
Tom Scherrer	T46	70-69-72-69	280	1,636.43
Chris Sessler	T46	68-68-73-71	280	1,636.43
Patrick Dameron	T46	67-72-67-74	280	1,636.42
Todd Barranger	T53	70-68-75-68	281	1,543.75

Jess Daley	T53	70-69-69-73	281	\$1,543.75
Han Lee	T53	68-67-73-73	281	1,543.75
Brian McCann	T53	72-67-69-73	281	1,543.75
Tyler Williamson	T53	66-73-70-72	281	1,543.75
Jody Bellflower	T58	70-69-72-71	282	1,389.38
Rob Bradley	T58	69-67-73-73	282	1,389.38
Steve Ford	T58	70-68-70-74	282	1,389.38
Bob Ralston	T58	69-69-71-73	282	1,389.38
Bill Lunde	T58	67-67-71-77	282	1,389.37
Brent Schwarrock	T58	68-69-68-77	282	1,389.37
Mike Sposa	T58	69-70-69-74	282	1,389.37
Ron Whittaker (Q)	T58	72-67-67-76	282	1,389.37
Richie Coughlan	T66	70-67-73-72	283	1,258.75
Bryce Molder	T66	67-72-72-72	283	1,258.75
Nick Watney	T66	69-69-74-71	283	1,258.75
John Elliott	T69	70-67-72-75	284	1,163.75
Bob Heintz	T69	67-72-73-72	284	1,163.75
Ryan Hietala	T69	71-68-70-75	284	1,163.75
Jake Reeves	T69	70-69-73-72	284	1,163.75
Dave Rummells	T69	68-70-69-77	284	1,163.75
Boo Weekley	T74	69-70-72-72	285	1,080.63
Scott Dunlap	T74	69-70-72-74	285	1,080.62
Andrew Dahl (Q)	T76	69-68-75-74	286	1,009.38
Eduardo Herrera	T76	70-68-73-75	286	1,009.38
Kelly Gibson	T76	69-70-70-77	286	1,009.37
P.H. Horgan III	T76	71-67-71-77	286	1,009.37

(Q)=Open Qualifier; (S)=Sponsor Exemption; T= Tie

The following players did not finish: (C=cut, W=withdrew, D=dis-qualified)

C-140-Nick Cassini, John Connelly, Chris Downes, Cody Freeman, Ryan Giffie, Brian Guetz, Steve Haskins, Richard Johnson, Tom Kalinowski, Brad Ott, Rick Price, Matt Sharkey, Stan Utley, Brad Weesner, **141**-Shane Bertsch, Keith Clearwater, Carl Desjardins, Mike Donald, Jeff Freeman, Robert Garrigus, Bobby Kalinowski, John Klauk, Doug LaBelle II, Michael Letzig, Rob McElvey, Warren Schutte, Sonny Skinner, **142**-Brad Adamonis, Ryan Armour, Robin Byrd, Barry Cheesman, Kevin Durkin, Jeff Gallagher, Keith Huber, Jim McGovern, Andrew McLardy, Chris Starkjohann, Scott Sterling, **143**-Bryan Decorso, Kevin Pendley, Connie Pierce, Andy Sanders, **144**-John Adams, Jaxon Brigman, Tony Carolan, Todd Demsey, Scott Gutschewski, Nolan Henke, Travis Hurst, Troy Matteson, Byron Schlagenhauf, Chris Zambri, Zoran Zorkic, **145**-Jason Hill, Matthew Jones, Eric Moore, Andy Morse, Lee Porter, Matt Seitz, Bud Still, **146**-Michael Beard, Jim Benepe, Jimmy Green, Jeff Hart, Lee Johnson, **147**-Andy Doeden, **148**-Dan Buchner, Bobby Gage, Fran Quinn, Jeremy Wilkinson, **149**-Mike Hammond, Ryuji Imada, Mike McQuain, Jeff Mixon, JJ Wall, **150**-James Oh, **152**-Tom Sieckmann.

72-Hole Record:

263, Ben Crane, 2000

Current Course 18-Hole Record:

63, Jeff Gove, 2001; Mike Austin, Bob Friend, Ryan Palmer; Victor Schwamkrug, 2003; Todd Rose, Brad Elder, 2004

Tournament 18-Hole Record

61, Eric Hoos, Greg Fleisher, 1991; Emlyn Aubrey, 1998

36-Hole Record:

127, Eric Hoos, 1991; Emlyn Aubrey, 1998

54-Hole Record:

196, Ben Crane, 2000

TOURNAMENT HISTORY

Year	Winner	Score	Runner-up	Score	Location	Par/Yards
BEN HOGAN REFLECTION RIDGE OPEN						
1990	Tom Lehman#	202	Greg Whisman	203	Reflection Ridge GC, Wichita, KS	72/6,730
BEN HOGAN WICHITA CHARITY CLASSIC						
1991	Eric Hoos#	199	Tom Garner	200	Reflection Ridge GC, Wichita, KS	72/6,730
			Pete Jordan			
1992	Jeff Woodland#*	204	Bob May	204	Reflection Ridge GC, Wichita, KS	72/6,730
	(Playoff completed Monday)					
NIKE WICHITA OPEN						
1993	David Duval	271	Jeff Lee	272	Reflection Ridge GC, Wichita, KS	72/6,730
			John Morse			
1994	Dennis Postlewait	271	Clark Burroughs	272	Reflection Ridge GC, Wichita, KS	72/6,730
1995	David Toms*	269	E.J. Pfister	269	Reflection Ridge GC, Wichita, KS	72/6,730
1996	Rick Cramer	269	J.P. Hayes	270	Reflection Ridge GC, Wichita, KS	72/6,730
			Jimmy Johnston, Craig Kanada			
1997	Ben Bates*	269	Carl Paulson	269	Willowbend GC, Wichita, KS	72/7,000
			Jeff Brehaut, Chris Smith			
1998	Emlyn Aubrey	265	Carl Paulson	266	Willowbend GC, Wichita, KS	72/7,000
			Anthony Rodriguez			
1999	Brad Elder	268	Mark Wurtz	270	Willowbend GC, Wichita, KS	72/7,000
BUY.COM WICHITA OPEN						
2000	Ben Crane	263	Kelly Grunewald	266	Willowbend GC, Wichita, KS	72/7,000
			Vance Veazey			
2001	Jason Dufner	266	Todd Rose	269	Crestview CC, Wichita, KS	72/6,913
			David Gossett, Jeff Gove			
PREFERRED HEALTH SYSTEMS WICHITA OPEN PRESENTED BY COX COMMUNICATIONS						
2002	Tyler Williamson	272	Keoke Cotner	273	Crestview CC, Wichita, KS	70/6,864
			Jeff Klauk			
2003	Jeff Klauk	265	Mike Brisky	266	Crestview CC, Wichita, KS	71/6,886
			Mark Hensby			
2004	Bradley Hughes*	270	Hunter Haas	270	Crestview CC, Wichita, KS	71/6,887
			Scott Harrington, Erik Compton			

Key: * = Playoff # = 54-hole tournament

WARREN



Winner: CHARLES WARREN
65-71-65-66 267 (-21) \$108,000

Champions Run

Omaha, NE

August 5-8, 2004

Purse: \$600,000

Par: 36-36—72

Yards: 7,097

LEADERS: First Round—Doug Barron recorded a 9-under-par 63 to take a one-shot lead over Mike Grob.

Second Round—A 7-under-par 65 moved John Elliott to 13-under-par 131, two shots in front of Doug Barron.

Third Round—Elliott moved to 18-under-par 198 and a three-stroke advantage over Charles Warren and Chris Anderson.

CUT: A Tour record-tying 80 players at 4-under-par 140 from a field of 156 professionals.

PRO-AM: Team: Warren Schutte, 49, \$500.

WEATHER: Thursday: Partly sunny and pleasant. Unseasonably cool temperatures with a high of 79. Winds E 6-12 mph. Friday: Partly sunny. High of 81. Winds SSE 8-14 mph. Saturday: Partly sunny, breezy and warmer. High of 87. Winds S 12-18 mph. Sunday: Early morning thunderstorms forced a two-hour delay to the start of play. Cloudy skies throughout the day with periods of sunshine in the afternoon. High of 81. Winds SW 5-15 mph.

ORDER OF FINISH

Charles Warren	1	65-71-65-66	267	\$108,000.00
John Elliott	2	66-65-67-70	268	64,800.00
Doug LaBelle II	3	69-69-68-63	269	40,800.00
Jeff Hart	4	69-70-64-68	271	26,400.00
Brett Wetterich	74	69-70-65-67	271	26,400.00
Patrick Dameron	76	68-72-66-66	272	19,425.00
Rafael Gomez	76	72-67-66-67	272	19,425.00
Jon Mills	76	66-71-69-66	272	19,425.00
Bryant Odum	76	72-67-65-68	272	19,425.00
Chad Collins (Q)	110	65-71-69-68	273	13,800.00
Dave Cunningham	110	65-74-65-69	273	13,800.00
Mathew Goggin	110	68-67-69-69	273	13,800.00
Jeff Klauk	110	66-71-66-70	273	13,800.00
Michael Long	110	71-69-65-68	273	13,800.00
Chris Anderson	115	69-65-67-73	274	9,300.00
Robin Freeman	115	68-66-69-71	274	9,300.00
Jeff Gove	115	67-71-70-66	274	9,300.00
Ryuji Imada	115	72-64-70-68	274	9,300.00
Fran Quinn	115	72-65-69-68	274	9,300.00
Jimmy Walker	115	69-67-71-67	274	9,300.00
Jason Caron	121	65-73-71-66	275	6,240.00
Scott Gutschewski	121	67-68-68-72	275	6,240.00
Hunter Haas	121	68-70-65-72	275	6,240.00
Lee Porter	121	66-71-65-73	275	6,240.00
Chris Tidland	121	67-69-66-73	275	6,240.00
Ahmad Bateman	126	70-69-68-69	276	4,290.00

Nick Cassini	T26	73-67-69-67	276	\$4,290.00	Nathan Green	T53	67-67-73-74	281	\$1,935.00
Jess Daley	T26	70-69-72-65	276	4,290.00	Scott Petersen	T53	69-69-70-73	281	1,935.00
Joe Daley	T26	69-65-75-67	276	4,290.00	Kyle Thompson	T53	66-72-69-74	281	1,935.00
Todd Demsey	T26	69-70-68-69	276	4,290.00	Chris Zambri	T53	66-71-71-73	281	1,935.00
Steve Ford	T26	68-72-70-66	276	4,290.00	Steven Alker	T59	71-68-69-74	282	1,740.00
Steve Runge	T26	67-68-70-71	276	4,290.00	Keoke Cotner	T59	66-73-72-71	282	1,740.00
Bubba Watson	T26	73-66-71-66	276	4,290.00	Robert Garrigus	T59	67-70-72-73	282	1,740.00
Doug Barron	T34	63-70-69-75	277	3,420.00	Steve Haskins	T59	67-69-72-74	282	1,740.00
Paul Gow	T34	69-70-71-67	277	3,420.00	Bryant Mackellar (Q)	T59	65-75-71-71	282	1,740.00
Bradley Hughes	T34	70-67-72-68	277	3,420.00	Brock Mackenzie (Q)	T59	71-69-67-75	282	1,740.00
Jim Rutledge	T34	70-70-68-69	277	3,420.00	D.A. Points	T59	70-70-71-71	282	1,740.00
Robin Byrd	T38	69-71-69-69	278	2,880.00	John Connelly	T66	70-69-70-74	283	1,575.00
Paul Claxton	T38	69-68-73-68	278	2,880.00	Adam Groom (Q)	T66	67-67-74-75	283	1,575.00
Bob Heintz	T38	71-66-68-73	278	2,880.00	Ryan Howison	T66	70-70-71-72	283	1,575.00
Vance Veazey	T38	72-68-68-70	278	2,880.00	Boo Weekley	T66	69-68-71-75	283	1,575.00
Mark Wurtz	T38	71-69-69-69	278	2,880.00	Brad Adamonis	T70	66-74-70-74	284	1,455.00
Rob Bradley (Q)	T43	72-68-68-71	279	2,352.00	Troy Matteson	T70	69-70-71-74	284	1,455.00
Mike Grob	T43	64-72-74-69	279	2,352.00	John Morse	T70	70-67-75-72	284	1,455.00
Edward Loar (Q)	T43	68-71-70-70	279	2,352.00	Mike Sposa	T70	67-73-72-72	284	1,455.00
Brandt Snedeker (Q)	T43	70-69-69-71	279	2,352.00	Eduardo Herrera	T74	69-70-72-74	285	1,365.00
Kenneth Staton	T43	67-70-70-72	279	2,352.00	Tyler Williamson	T74	72-68-73-72	285	1,365.00
Justin Bolli	T48	68-72-71-69	280	2,100.00	Gabriel Hjertstedt	T76	69-71-70-76	286	1,290.00
Barry Cheesman	T48	69-69-73-69	280	2,100.00	Bobby Kalinowski	T76	69-71-75-71	286	1,290.00
Brendon de Jonge	T48	70-70-70-70	280	2,100.00	Brad Ott	T76	67-70-73-76	286	1,290.00
Chris Sessler	T48	67-73-70-70	280	2,100.00	Kelly Gibson	T79	66-71-75-76	288	1,230.00
Johnson Wagner	T48	68-72-71-69	280	2,100.00	Richie Coughlan	T80	71-69-74-75	289	1,200.00
Ryan Armour	T53	69-71-73-68	281	1,935.00	(Q)=Open Qualifier; (S)=Sponsor Exemption; T= Tie				
Ben Bates	T53	69-70-75-67	281	1,935.00					

The following players did not finish: (C=cut, W=withdrew, D=disqualified)

C—141-Jody Bellflower, Jason Buha, John Carlson, David Hearn, John Kidwell, Dave Rummells, **142**-Dave Christensen, Kevin Johnson, Matthew Jones, Brad Klapprott, Franklin Langham, David McKenzie, Mike Schuchart, Jason Schultz, Warren Schutte, **143**-Matt Bettencourt, Tony Carolan, Tim Conley, Kevin Durkin, Stephen Gangluff, Jason Gore, Craig Lile, Bill Lunde, Tee McCabe, Bryce Molder, Anthony Painter, Rick Price, Jeff Quinney, Mike Springer, Scott Sterling, Darron Stiles, Nick Watney, Chris Wiemers, **144**-Greg Bruckner, Andy Doeden, Bobby Gage, Jim McGovern, Ty Tryon, Jeremy Wilkinson, **145**-Jason Enloe, Scott Gump, Justin Herron, Keith Huber, Mike Lavery, Charles Raulerson, Kelly Sellers, Dave Stockton, Jr., Jeff Street, **146**-Mike Donald, Brad Fabel, Ryan Hietala, Han Lee, Richard Massey, Rob McKelvey, D.J. Trahan, **147**-Gavin Coles, Jeff Freeman, Sonny Skinner, **148**-Ricky Barnes, Shane Bertsch, Erik Compton, Ted Potter, Jr., **149**-Tim Simpson, **150**-Scott Harrington, Andy Sanders, **151**-Todd Barranger, Jamie Rogers, Kyle Schellpeper, **152**-Brian McCann, Matt Peterson, Victor Schwamkrug, **153**-James Oh, **157**-Chad Lydiatt, **W—75**-Tom Scherrer, **73**-Andy Morse, **72**-Zoran Zorkic.

TOURNAMENT HISTORY

Year	Winner	Score	Runner-up	Score	Location	Par/Yards
NIKE OMAHA CLASSIC						
1996	Rocky Walcher	267	Michael Christie	268	The Champions Club, Omaha, NE	72/7,034
			Steve Larick			
1997	Chris Smith	258	Barry Cheesman	269	The Champions Club, Omaha, NE	71/6,948
1998	Matt Gogel*	271	Jay Williamson	271	The Champions Club, Omaha, NE	71/6,948
1999	Mathew Goggin	264	Casey Martin	268	The Champions Club, Omaha, NE	71/6,948
BUY.COM OMAHA CLASSIC						
2000	David Berganio, Jr.*	268	Ahmad Bateman	268	The Champions Club, Omaha, NE	72/7,059
2001	Heath Slocum	266	Rod Pampling	267	The Champions Club, Omaha, NE	72/7,099
OMAHA CLASSIC PRESENTED BY COX COMMUNICATIONS						
2002	Jay Delsing	267	Anthony Painter	268	The Champions Club, Omaha, NE	72/7,089
2003	Bo Van Pelt	262	Craig Lile	264	The Champions Club, Omaha, NE	72/7,097
COX CLASSIC						
2004	Charles Warren	267	John Elliott	268	Champions Run, Omaha, NE	72/7,097

Key: * = Playoff

72-Hole Record:

258, Chris Smith, 1997

18-Hole Record:

60, Craig Lile, 2003

36-Hole Record:

128, Chris Smith, 1997

54-Hole Record:

192, Chris Smith, 1997

Price Cutter Charity Championship

[21st of 31 official events]



OTT



Winner: BRAD OTT
65-66-68-64 263 (-25) \$94,500

Highland Springs Country Club

Springfield, MO

August 12-15, 2004

Purse: \$525,000

Par: 36-36—72

Yards: 7,057

LEADERS: First Round—Gavin Coles shot a 9-under-par 63 to take a one-stroke lead over Chad Collins.

Second Round—Brad Ott's 6-under-par 66 moved him to 13-under-par 131. Coles was one shot back.

Third Round—Ott moved to 17-under-par 199 to take a two-stroke margin over Jess Daley, Brandt Snedeker and Collins.

CUT: 76 players at 4-under-par 140 from a field of 156 professionals.

PRO-AM: Team: Warren Schutte, 45, \$450; Tom Scherrer, 45, \$450.

WEATHER: Thursday: Partly sunny and breezy. High of 69. Winds N 10-20 mph. Friday: Partly sunny and pleasant. High of 73. Winds N 5-15 mph. Saturday: A few sprinkles early but turning sunny in the afternoon. High of 73. Winds NE 5-10 mph. Sunday: Mostly sunny but turning warmer. High of 79. Winds ENE 5-10 mph.

ORDER OF FINISH

Brad Ott	1	65-66-68-64	263	\$94,500.00
Brandt Snedeker (Q)	2	68-66-67-63	264	56,700.00
David McKenzie	3	67-67-68-64	266	30,450.00
Tyler Williamson	3	66-70-70-60	266	30,450.00
Michael Letzig (S)	5	68-69-68-62	267	21,000.00
Tom Scherrer	6	66-72-65-66	269	18,900.00
Ryan Armour	7	72-66-69-64	271	15,815.63
Jeff Freeman	7	72-68-66-65	271	15,815.63
Nathan Green	7	73-63-66-69	271	15,815.62
Andrew McLardy	7	68-65-69-69	271	15,815.62
Daniel Chopra	11	70-70-68-64	272	11,130.00
Chad Collins	11	64-69-68-71	272	11,130.00
Jess Daley	11	71-66-64-71	272	11,130.00
Fran Quinn	11	69-67-67-69	272	11,130.00
Kyle Thompson	11	69-70-66-67	272	11,130.00
Steven Alker	116	68-67-72-66	273	7,875.00
Ben Bates	116	71-69-67-66	273	7,875.00
Greg Bruckner	116	68-68-68-69	273	7,875.00
Robert Garrigus	116	70-65-68-70	273	7,875.00
Jeff Gove	116	71-66-67-69	273	7,875.00
Jeff Klauk	121	70-70-66-68	274	6,090.00
Dave Stockton, Jr.	121	73-65-66-70	274	6,090.00
Chris Anderson	123	75-62-69-69	275	5,250.00
Jason Caron	123	70-67-69-69	275	5,250.00

Dave Christensen	T25	71-66-71-68	276	\$3,850.00	Brandon de Jonge	T51	69-67-71-73	280	\$1,758.75
Paul Claxton	T25	68-66-73-69	276	3,850.00	Ryan Hietala	T51	72-67-71-70	280	1,758.75
Kevin Durkin	T25	71-67-70-68	276	3,850.00	Bradley Hughes	T51	72-66-72-70	280	1,758.75
Scott Gump	T25	70-69-68-69	276	3,850.00	Brent Schwarzrock	T51	67-70-66-77	280	1,758.75
Franklin Langham	T25	68-69-70-69	276	3,850.00	Brett Wetterich	T51	69-68-73-70	280	1,758.75
Kevin Stadler	T25	68-68-72-68	276	3,850.00	Hunter Haas	T56	68-71-73-69	281	1,640.63
Johnson Wagner	T25	69-68-68-71	276	3,850.00	Darron Stiles	T56	69-70-72-70	281	1,640.63
Jimmy Walker	T25	69-68-65-74	276	3,850.00	Steve Ford	T56	68-70-71-72	281	1,640.62
Nick Watney	T25	69-71-67-69	276	3,850.00	Scott Petersen	T56	68-69-70-74	281	1,640.62
Brad Adamonis	T34	66-71-69-71	277	2,835.00	Jody Bellflower	T60	70-68-73-71	282	1,496.25
Robin Byrd	T34	68-71-70-68	277	2,835.00	James Driscoll	T60	69-70-74-69	282	1,496.25
Todd Demsey	T34	72-66-68-71	277	2,835.00	Jason Gore	T60	71-69-72-70	282	1,496.25
Paul Gow	T34	69-67-66-75	277	2,835.00	Eduardo Herrera	T60	67-70-67-78	282	1,496.25
Kevin Johnson	T34	74-65-66-72	277	2,835.00	P.H. Horgan III	T60	71-69-68-74	282	1,496.25
Matthew Jones	T34	70-69-69-69	277	2,835.00	Steve Runge	T60	70-70-71-71	282	1,496.25
Sonny Skinner	T34	71-67-72-67	277	2,835.00	Mark Wiebe	T60	70-68-70-74	282	1,496.25
Gavin Coles	T41	63-69-75-71	278	2,145.00	Gabriel Hjertstedt	T67	69-70-75-69	283	1,391.25
Keoke Cotner	T41	73-67-70-68	278	2,145.00	Bruce McDonald (Q)	T68	73-67-70-74	284	1,365.00
Mathew Goggin	T41	71-69-66-72	278	2,145.00	Vance Veazey	T69	68-71-71-76	286	1,338.75
Ryuji Imada	T41	69-70-69-70	278	2,145.00	Jason Buha	T70	70-68-74-75	287	1,293.38
Kelly Sellers	T41	69-71-67-71	278	2,145.00	Warren Schutte	T70	68-72-69-78	287	1,293.37
Bubba Watson	T41	65-73-67-73	278	2,145.00	Steve Haskins	T72	70-70-71-77	288	1,260.00
Boo Weekley	T41	68-66-73-71	278	2,145.00	Zoran Zorkic	T73	73-67-74-75	289	1,220.63
Kevin Haeferl (Q)	T48	66-68-72-73	279	1,863.75	Craig Lile	T73	72-68-74-75	289	1,220.62
Bob Heintz	T48	72-67-68-72	279	1,863.75	(Q)=Open Qualifier; (S)=Sponsor Exemption; T= Tie				
Doug LaBelle II	T48	70-67-73-69	279	1,863.75					

The following players did not finish: (C=cut, W=withdrew, D=dis-qualified)

C—141—Shane Bertsch, Greg Boyette, John Elliott, Brian Henninger, Bryant Odom, **142**—Dan Buchner, Patrick Damron, Andy Doeden, Scott Gutschewski, Sean Murphy, Ted Potter, Jr., Jim Rutledge, Jason Schultz, Mike Sposa, Ian Steel, Scott Sterling, **143**—Justin Bolli, James Farrell, Michael Harris, Richard Johnson, Jon Mills, Matt Peterson, Chris Tidland, Charles Warren, **144**—John Connelly, Richie Coughlan, Mike Donald, Stephen Gangluff, Ryan Gionfelli, Rafael Gomez, Han Lee, Troy Matteson, Anthony Painter, Jake Reeves, Mike Springer, Jeff Street, **145**—Aaron Clark, Brad Fabel, Nathan Fritz, Keith Huber, Michael Long, David Ogrin, Mario Tiziani, Jeremy Wilkinson, **146**—Mike Austin, Nick Cassini, Joe Daley, Ryan Howison, Stiles Mitchell, Will Moore, Simon Nash, D.A. Points, D.J. Trahan, **147**—Dave Cunningham, Richard Massey, Andy Morse, Jeff Quinney, **148**—Matt Bettencourt, Jason Enloe, Bobby Kalinowski, Bryce Molder, **149**—Brad Elder, Bobby Gage, Rob McKelvey, Byron Schlagenhauf, Willie Wood, **150**—Jim Kane, Brian McCann, Kenneth Staton, Casey Wittenberg, **151**—Ahmad Bateman, Ty Tryon, **152**—Billy Judah, Andy Sanders, **156**—Rob Wilkin, **157**—Chris Sessler, **W—83**—Rob Bradley, **79**—Dave Rummells, **77**—Tim Simpson, **75**—Robin Freeman, **217**—Charles Raulerson. **D—70**—Mark Wurtz.

TOURNAMENT HISTORY

Year	Winner	Score	Runner-up	Score	Location	Par/Yards
BEN HOGAN GREATER OZARKS OPEN						
1990	Jeff Cook#	207	Olin Browne	207	Highland Springs CC, Springfield, MO	72/7,052
1991	Rick Dalpos#	201	Kevin Sutherland	205	Highland Springs CC, Springfield, MO	72/7,052
1992	Lennie Clements#	205	Tommy Tolles	205	Highland Springs CC, Springfield, MO	72/7,052
NIKE OZARKS OPEN						
1993	Tommy Tolles	271	Bob Burns	273	Highland Springs CC, Springfield, MO	72/7,052
1994	Jerry Haas	272	Bob May		Highland Springs CC, Springfield, MO	72/7,052
1995	Mike Schuchart*	271	Frank Conner	273	Highland Springs CC, Springfield, MO	72/7,052
			Stuart Appleby	271	Highland Springs CC, Springfield, MO	72/7,052
			P.H. Horgan III			
1996	Stewart Cink*	272	R.W. Eaks	272	Highland Springs CC, Springfield, MO	72/7,058
1997	Chris DiMarco~	204	Robin Freeman	205	Highland Springs CC, Springfield, MO	72/7,058
1998	Anthony Painter	267	Scott Dunlap	268	Highland Springs CC, Springfield, MO	72/7,058
1999	Ryan Howison*	270	Edward Fryatt	270	Highland Springs CC, Springfield, MO	72/7,058
BUY.COM OZARKS OPEN						
2000	Pat Perez*	270	Pat Bates	270	Highland Springs CC, Springfield, MO	72/7,060
			Mike Heinen			
2001	Steve Haskins-@	131	Omar Uresti	132	Highland Springs CC, Springfield, MO	72/7,060
PRICE CUTTER CHARITY CHAMPIONSHIP						
2002	Patrick Sheehan	269	Eric Meeks	271	Highland Springs CC, Springfield, MO	72/7,057
			Brian Wilson			
2003	Tom Carter	267	Doug LaBelle II	268	Highland Springs CC, Springfield, MO	72/7,057
			Roland Thatcher			
2004	Brad Ott	263	Brandt Snedeker	264	Highland Springs CC, Springfield, MO	72/7,057

Key: * = Playoff # = 54-hole tournament ~ = Weather-shortened @ = Unofficial Victory

72-Hole Record:

263, Brad Ott, 2004

18-Hole Record:

60, Tyler Williamson, 2004

36-Hole Record:

128, Joe Ogilvie, 2003

54-Hole Record:

198, Anthony Painter, 1998

Alberta Classic [22nd of 31 official events]

Presented by Enmax



HEARN



Winner: DAVID HEARN
70-65-67-71 273 (-15) \$81,000

Redwood Meadows Golf & Country Club

Bragg Creek, Alberta, Canada

August 19-22, 2004

Purse: \$450,000
Par: 36-36—72
Yards: 7,265

LEADERS: First Round—David McKenzie and Erik Compton shared the lead at 7-under 65. Nick Watney was one back and five others were two off the pace.

Second Round—McKenzie and David Hearn were tied for the lead at 9-under 135. Matthew Jones and Charley Hoffman were next at 8-under.

Third Round—Hearn was at 14-under 202 and led McKenzie and Watney by three.

CUT: 63 players at 1-under-par 143 from a field of 155 professionals and one amateur.

PRO-AM: Team: Bradley Hughes, 42, \$500.

WEATHER: Mostly sunny Thursday, with isolated afternoon showers. Play delayed from 5:27 p.m. to 7:05 p.m. High temperature reached 75, with winds W at 5-10 mph. Friday it was partly sunny and warm. High of 79. Winds were light and variable. Mostly sunny Saturday through the early afternoon, then turned cloudy and cooler, with scattered showers. High of 73, with winds NW at 5-15 mph. Rain accumulation was .25 inches, with pea-sized hail. Sunday was cloudy and cold, with steady sprinkles and drizzle. High of 47, with winds E at 5-15 mph. Rain accumulation was .33 inches.

ORDER OF FINISH

David Hearn	1	70-65-67-71	273	\$81,000.00
David McKenzie	2	65-70-70-69	274	48,600.00
Mathew Goggins	3	68-71-68-68	275	30,600.00
Nick Watney	4	66-73-66-72	277	21,600.00
Kevin Johnson	15	68-70-70-71	279	16,425.00
Jim Rutledge	15	75-68-70-66	279	16,425.00
Charles Warren	15	71-69-69-70	279	16,425.00
Jason Buha	18	68-71-71-71	280	12,150.00
Paul Gow	18	68-70-71-71	280	12,150.00
Jon Mills	18	71-69-71-69	280	12,150.00
John Morse	18	68-70-71-71	280	12,150.00
Jason Schultz	18	70-67-72-71	280	12,150.00
Steven Alker	113	71-68-74-68	281	8,700.00
Matthew Jones	113	67-69-73-72	281	8,700.00
Lee Porter	113	67-74-70-70	281	8,700.00
Erik Compton	116	65-72-73-72	282	7,200.00
Wes Martin (S)	116	75-68-67-72	282	7,200.00
Kelly Sellers	116	69-69-73-71	282	7,200.00
Bradley Hughes	119	72-70-71-70	283	6,075.00
Warren Schutte	119	70-73-71-69	283	6,075.00

Ricky Barnes (S)	T21	70-70-71-73	284	\$4,680.00	Steve Scott	T35	70-72-72-72	286	\$2,205.00
John Elliott	T21	72-70-70-72	284	4,680.00	Chris Tidland	T35	73-69-69-75	286	2,205.00
Keith Nolan (Q)	T21	70-68-73-73	284	4,680.00	Nathan Green	T45	72-71-68-76	287	1,669.50
Bubba Watson	T21	69-70-73-72	284	4,680.00	Brad Ott	T45	71-70-73-73	287	1,669.50
Brett Wetterich	T21	72-71-68-73	284	4,680.00	Kevin Stadler	T45	69-70-72-76	287	1,669.50
Nick Cassini	T26	72-69-75-69	285	3,160.00	Brad Sutterfield	T45	70-69-73-75	287	1,669.50
Chad Collins	T26	76-67-71-71	285	3,160.00	Zoran Zorkic	T45	71-70-72-74	287	1,669.50
John Connelly	T26	69-74-71-71	285	3,160.00	Jaxon Brigman	T50	69-72-75-72	288	1,530.00
Jeff Freeman	T26	73-70-70-72	285	3,160.00	Mike Donald	T50	72-70-74-72	288	1,530.00
Tom Gillis	T26	72-71-72-70	285	3,160.00	Michael Long	T50	70-72-72-74	288	1,530.00
Jeff Klauk	T26	71-67-74-73	285	3,160.00	Todd Rose	T50	69-71-73-75	288	1,530.00
D.A. Points	T26	70-69-73-73	285	3,160.00	Tom Scherrer	T50	69-74-70-75	288	1,530.00
Jeff Quinney	T26	69-72-71-73	285	3,160.00	John Paul Curley	T55	69-72-72-76	289	1,417.50
Johnson Wagner	T26	70-72-74-69	285	3,160.00	Scott Dunlap	T55	70-71-74-74	289	1,417.50
Rob Bradley	T35	67-72-73-74	286	2,205.00	Jason Highton	T55	69-73-74-73	289	1,417.50
Robin Byrd	T35	71-72-70-73	286	2,205.00	Anders Hultman (Q)	T55	71-72-71-75	289	1,417.50
Barry Cheesman	T35	71-71-72-72	286	2,205.00	Mike Sposa	T55	70-72-72-75	289	1,417.50
Brendon de Jonge	T35	71-72-68-75	286	2,205.00	Dave Stockton, Jr.	T60	72-70-72-76	290	1,338.75
Charley Hoffman (Q)	T35	70-66-75-75	286	2,205.00	Stephen Woodard	T60	72-70-70-78	290	1,338.75
Craig Lile	T35	67-73-71-75	286	2,205.00	Brian McCann	62	73-69-76-74	292	1,305.00
Mike Perez	T35	73-66-74-73	286	2,205.00	Matt Sharkey	63	69-73-74-80	296	1,262.50
Scott Petersen	T35	71-70-71-74	286	2,205.00					

The following players did not finish: (C=cut, W=withdrew, D=disqualified)

C—144—Ryan Armour, Rodney Butcher, Jason Caron, Bryan Decorso, Andy Doeden, Chris Downes, Scott Harrington, Bob Heintz, Kenny Knox, Han Lee, Michael Letzig, Rob McMillan, Stiles Mitchell, Ted Potter, Jr., Steve Runge, Chris Sessler, Iain Steel, Jeff Street, Todd Tanner, Kyle Thompson, Chris Zambri, **145**—Brad Adamonis, Dave Christensen, Tim Conley, Todd Demsey, Jeff Gallagher, Bobby Kalinowski, Sean Murphy, Byron Schlagenhaut, **146**—Ben Bates, George Bradford, Greg Bruckner, Joe Daley, James Driscoll, Brad Elder, Jason Enloe, Stephen Gangluff, Ryan Gildersleeve, Ryan Gioffre, Brian Guetz, Rob Johnson, Brian Nosler, Jake Reeves, **147**—Dan Buchner, Keoke Cotner, Patrick Damron, Derek Gillespie, Michael Harris, Keith Huber, Richard Massey, Sonny Skinner, Ty Tryon, **148**—Shane Bertsch, Edward Fryatt, Ryan Hietala, John Klauk, Casey Martin, Jeff Mixon, Scott Sterling, Saint Thind, D.J. Trahan, Mark Wurtz, **149**—Jason Gore, Gary Hallberg, Rick Price, Brandt Snedeker, Kenneth Staton, **150**—Todd Barranger, Tony Carolan, Rafael Gomez, Jason Hill, Norm Jarvis, Troy Matteson, Kevin Pendley, **151**—Michael Beard, Sam Randolph, Brian Wilson, **152**—Emlyn Aubrey, Brendan Jones, Andrew Smeeth, **153**—Kevin Black, P.H. Horgan III, Craig Kanada, Victor Schwamkrug, **155**—Brian Rowell, Tomohiro Watanabe, **159**—Nathan Allen, **W**—Rob McKelvey, **82**—Tom Sieckmann, **80**—Matt Bettencourt, **79**—Ryan Howison, **76**—Doug Barron.

TOURNAMENT HISTORY

Year	Winner	Score	Runner-up	Score	Location	Par/Yards
ALBERTA CALGARY CLASSIC						
2003	Tom Carter263	Nick Cassini268	The Links of GlenEagles Cochrane, Alberta, Canada	70/6,981
ALBERTA CLASSIC PRESENTED BY ENMAX						
2004	David Hearn273	David McKenzie274	Redwood Meadows G&CC Bragg Creek, Alberta, Canada	72/7,265

72-Hole Record:

263, Tom Carter, 2003

Current Course 18-Hole Record:

65, David McKenzie, Erik Compton, David Hearn, 2004

18-Hole Record:

62, Tom Carter, 2003

36-Hole Record:

131, Bobby Kalinowski, 2003

54-Hole Record:

196, Mike Standly, 2003

Envirocare Utah Classic

[23rd of 31 official events]



WETTERICH



Winner: BRETT WETTERICH
67-69-65-71 272 (-16) \$81,000

Willow Creek Country Club

Sandy, UT

August 26-29, 2004

Purse: \$450,000

Par: 35-37—72

Yards: 7,104

CUT: 60 players at 3-under-par 141 from a field of 156 professionals.

PRO-AM: Team: Doug Barron, 45, \$500.

WEATHER: Partly cloudy, with a high of 65 Thursday. Winds NW at 10-20 mph. Sunny, with a high of 68 Friday. Winds were variable at 10-15 mph. Saturday it was sunny, with a high of 76. Winds W at 5-15 mph. Bright sunshine Sunday, with a high of 82. Winds W at 5-15 mph

ORDER OF FINISH

Brett Wetterich	1	67-69-65-71	272	\$81,000.00
Ryuji Imada	T2	72-69-65-67	273	39,600.00
Franklin Langham	T2	71-67-69-66	273	39,600.00
Doug Barron	T4	70-67-69-68	274	18,600.00
David McKenzie	T4	67-70-68-69	274	18,600.00
Bubba Watson	T4	69-67-70-68	274	18,600.00
Scott Gutschewski	T7	70-70-67-68	275	14,025.00
Scott Petersen	T7	70-70-64-71	275	14,025.00
D.A. Points	T7	69-70-68-68	275	14,025.00
Jason Caron	T10	68-68-73-67	276	11,700.00
Tyler Williamson	T10	70-66-69-71	276	11,700.00
Jeff Freeman	T12	67-72-69-69	277	8,550.00
Nathan Green	T12	67-73-69-68	277	8,550.00
Hunter Haas	T12	69-67-72-69	277	8,550.00
John Merrick (Q)	T12	71-65-75-66	277	8,550.00
Warren Schutte	T12	68-72-69-67	277	8,550.00
Nick Watney	T12	69-71-68-69	277	8,550.00
Jaxon Brigman	T18	70-71-68-69	278	5,868.00
John Douma (Q)	T18	71-68-71-68	278	5,868.00

James Driscoll	T18	69-70-70-69	278	\$5,868.00	Paul Claxton	T40	73-68-69-72	282	\$1,980.00
John Elliott	T18	68-72-69-69	278	5,868.00	Rick Fehr	T40	69-70-73-70	282	1,980.00
Steve Schneider	T18	65-70-74-69	278	5,868.00	Wes Martin	T40	71-67-71-73	282	1,980.00
Dave Cunningham	T23	70-69-70-70	279	3,857.15	Jason Schultz	T40	69-70-70-73	282	1,980.00
Keith Nolan	T23	72-68-70-69	279	3,857.15	Jason Gore	T45	75-65-72-71	283	1,710.00
Tim Conley	T23	72-67-69-71	279	3,857.14	Rick Price	T45	68-70-71-74	283	1,710.00
Ryan Hietala	T23	67-74-68-70	279	3,857.14	Dave Stockton, Jr.	T45	73-68-70-72	283	1,710.00
Darron Stiles	T23	70-67-71-71	279	3,857.14	Tom Gillis	T48	70-70-75-69	284	1,620.00
Chris Tidland	T23	72-69-68-70	279	3,857.14	Brian McCann	T49	70-71-71-73	285	1,586.25
Zoran Zorkic	T23	72-68-69-70	279	3,857.14	Kevin Pendley	T49	70-69-72-74	285	1,586.25
Joe Daley	T30	69-71-74-66	280	2,880.00	Jake Reeves	T51	67-72-77-70	286	1,541.25
Ryan Howison	T30	68-71-73-68	280	2,880.00	D.J. Trahan	T51	73-66-72-75	286	1,541.25
Todd Rose	T30	67-66-73-74	280	2,880.00	Justin Bollt	T53	67-72-71-77	287	1,485.00
Jeff Street	T30	72-68-70-70	280	2,880.00	Steve Ford	T53	70-70-72-75	287	1,485.00
Johnston Wagner	T30	69-70-71-70	280	2,880.00	Stiles Mitchell (Q)	T53	69-69-75-74	287	1,485.00
Ben Bates	T35	70-68-75-68	281	2,430.00	Garrett Clegg (Q)	T56	65-72-70-81	288	1,440.00
Jason Buha	T35	69-70-72-70	281	2,430.00	Robert Garrigus	T57	67-73-74-75	289	1,417.50
Erik Compton	T35	70-67-71-73	281	2,430.00	Ricky Barnes	T58	70-71-67-82	290	1,383.75
Mathew Goggin	T35	71-68-72-70	281	2,430.00	Kenny Knox (Q)	T58	67-74-79-70	290	1,383.75
Jimmy Walker	T35	69-68-71-73	281	2,430.00					
Jody Bellflower	T40	66-66-73-77	282	1,980.00					

(Q)=Open Qualifier; (S)=Sponsor Exemption; T= Tie

The following players did not finish: (C=cut, W=withdrew, D=dis-qualified)

C—142-Ahmad Bateman, Matt Bettencourt, Nick Cassini, David Hearn, Keith Huber, Matthew Jones, Jim McGovern, Andrew McLardy, Jon Mills, Bryce Molder, Fran Quinn, Scott Sterling, **143**-Chris Anderson, Shane Bertsch, Todd Demsey, Jason Enloe, Doug LaBelle II, Brad Ott, Jeff Quinney, Ty Tryon, Ben Weir, Mark Wurtz, **144**-Keith Clearwater, John Connolly, Brad Fabel, Stephen Gangluff, Kelly Gibson, Jeff Gove, Lee Porter, Kevin Stadler, Todd Tanner, **145**-Tony Carolan, Brad Elder, Steve Haskins, Craig Kanada, Michael Long, Andy Morse, Sean Murphy, Bryant Odom, Brandt Snedeker, Mike Sposa, **146**-Dan Buchner, Jess Daley, Brendon de Jonge, Scott Gump, Bob Heintz, Bill Lunde, Richard Massey, Mike Perez, Brett Wayment, **147**-Rob Bradley, Bobby Gage, Gary Hallberg, Jeff Hart, Martin Laird, Han Lee, John Morse, Kenneth Staton, **148**-James Blair, Robin Byrd, Dave Christensen, Shawn Edwards, Robin Freeman, Rafael Gomez, Kevin Johnson, Bobby Kalinowski, Mike Standly, Vance Veazey, **149**-John Paul Curley, Brian Henninger, P.H. Horgan III, Mike Springer, **150**-Scott Henderson (A), Matt Peterson, Victor Schwamkrug, Iain Steel, **151**-Brad Adamonis, Sonny Skinner, Mike Sullivan, Chris Zambri, **152**-Greg Bruckner, Scott Harrington, James Oh, **153**-Jim Bob Coleman, Jeremy Wilkinson, **154**-Barry Cheesman, **155**-Tim Simpson, **156**-Brock Padilla, **158**-Ryan Armour, **160**-Ted Potter, Jr., **W—79**-Kelly Sellers, **78**-Mark Wiebe, **73**-Jeff Klauk, **72**-Eduardo Herrera, **D—78**-Keoke Cotner, **70**-Richie Coughlan, **203**-Chris Sessler.

TOURNAMENT HISTORY

Year	Winner	Score	Runner-up	Score	Location	Par/Yards
NIKE UTAH CLASSIC						
1999	Carl Paulson	266	Craig Bowden	272	Willow Creek CC, Sandy, UT	72/7,104
			Marco Gortana			
BUY.COM UTAH CLASSIC						
2000	Andrew Morse	269	John Riegger	271	Willow Creek CC, Sandy, UT	72/7,104
2001	David Sutherland	272	Danny Briggs	273	Willow Creek CC, Sandy, UT	72/7,104
UTAH CLASSIC						
2002	Arron Oberholser	202	Doug Barron	204	Willow Creek CC, Sandy, UT	72/7,104
			Brian Claar			
ENVIROCARE UTAH CLASSIC						
2003	Zach Johnson	267	Bobby Gage	268	Willow Creek CC, Sandy, UT	72/7,104
2004	Brett Wetterich	272	Ryuji Imada	273	Willow Creek CC, Sandy, UT	72/7,104
			Franklin Langham			

Key: ~ = Weather-shortened

72-Hole Record:

266, Carl Paulson, 1999

18-Hole Record:

63, Mark Hensby, 2000; Scott Gump, 2003

36-Hole Record:

130, Andrew Morse, 2000

54-Hole Record:

197, Carl Paulson, 1999

Virginia Beach Open

Presented by ACS Systems & Engineering, INC. [24th of 31 official events]



DRISCOLL



Winner: JAMES DRISCOLL
70-69-66-68 273 (-15) \$81,000

Tournament Players Club of Virginia Beach

Virginia Beach, VA

September 9-12, 2004

Purse: \$450,000

Par: 36-36—72

Yards: 7,436

LEADERS: First Round—Tim Conley was at 6-under 66 and led by one over Michael Long, Johnson Wagner and Andy Doeden. Four players were two off the lead.

Second Round—Kyle Thompson was at 8-under 136 and led Long, Wagner, Tom Scherrer, Brian McCann and John Douma by one.

Third Round—Thompson was at 13-under 203 and

led James Driscoll and Brandt Snedeker by two shots. Scherrer was three back.

CUT: 70 players at even-par 144 from a field of 143 professionals and one amateur.

PRO-AM: Team: Todd Demsey, Michael Long, 50, \$450 each.

WEATHER: Early morning showers and thunderstorms Thursday delayed play for 1:15. Mostly cloudy, windy and humid the remainder of the day. High temperature of 82, with winds S at 15-25 mph. Mostly sunny Friday, with a high of 80. Winds NNE at 5-15 mph. Variably cloudy Saturday. High reached 78, with winds NE at 5-15 mph. Sunday it was sunny and pleasant, with a high of 78. Winds NE at 5-15 mph.

ORDER OF FINISH

James Driscoll	1	70-69-66-68	273	\$81,000.00
Jason Buha	T2	71-67-71-68	277	33,600.00
Kyle Thompson	T2	68-68-67-74	277	33,600.00
Jimmy Walker	T2	72-67-70-68	277	33,600.00
Richie Coogan	T5	69-71-68-70	278	16,425.00
Ryan Hietala	T5	72-67-70-69	278	16,425.00
Tom Scherrer	T5	69-68-69-72	278	16,425.00
Brandt Snedeker (Q)	T8	71-67-67-74	279	13,950.00
Dave Cunningham	T9	68-75-65-72	280	11,250.00
John Douma	T9	72-65-75-68	280	11,250.00
Jeff Gove	T9	71-68-70-71	280	11,250.00
Hunter Haas	T9	71-67-70-72	280	11,250.00
Brian McCann	T9	69-69-71-72	280	11,250.00
Chris Anderson	T14	71-71-70-69	281	7,650.00
Doug Barron	T14	73-70-68-70	281	7,650.00
Jody Belflower	T14	73-70-70-68	281	7,650.00
Todd Demsey	T14	74-66-71-70	281	7,650.00
Michael Long	T14	67-70-72-72	281	7,650.00
Fran Quinn	T19	71-69-70-72	282	6,075.00
Jason Schultz	T19	73-68-68-73	282	6,075.00
Ryan Blaum (S)	T19	71-69-72-70	282	Amateur
John Klauk	T22	73-68-72-70	283	4,397.15
Bill Lunde	T22	73-69-74-67	283	4,397.15

Barry Cheesman	T22	70-73-70-70	283	\$4,397.14	Patrick Damron	T47	71-70-70-76	287	\$1,648.12
Charley Hoffman (Q)	T22	68-72-72-71	283	4,397.14	Ryan Howison	T47	75-69-70-73	287	1,648.12
Han Lee	T22	72-70-71-70	283	4,397.14	Tony Carolan	T51	69-74-72-73	288	1,507.50
Tim Simpson	T22	69-70-73-71	283	4,397.14	Tim Conley	T51	66-74-72-76	288	1,507.50
Johnson Wagner	T22	67-70-71-75	283	4,397.14	Bobby Gage	T51	71-70-73-74	288	1,507.50
Chad Collins (Q)	T29	69-70-70-75	284	3,060.00	Scott Gutschewski	T51	72-70-75-71	288	1,507.50
Andy Doeden	T29	67-74-70-73	284	3,060.00	David McKenzie	T51	76-68-70-74	288	1,507.50
Scott Gump	T29	73-70-70-71	284	3,060.00	Rick Price	T51	70-71-76-71	288	1,507.50
Andrew McLardy	T29	68-74-67-75	284	3,060.00	Brent Schwarzrock	T51	71-72-74-71	288	1,507.50
Bryce Molder	T29	70-72-72-70	284	3,060.00	Keith Clearwater	T58	71-72-74-72	289	1,406.25
Nick Watney	T29	70-72-71-71	284	3,060.00	Stephen Gangluff	T58	74-70-77-68	289	1,406.25
Rodney Butcher	T35	71-69-72-73	285	2,475.00	Brian Guez	T60	70-70-75-75	290	1,361.25
Brian Henninger	T35	70-72-67-76	285	2,475.00	Lee Porter	T60	69-72-73-76	290	1,361.25
Bradley Hughes	T35	71-72-71-71	285	2,475.00	Mark Carnevale	T62	74-70-74-73	291	1,293.75
Duke LaBelle II	T35	70-68-74-73	285	2,475.00	Brian Rowell	T62	73-70-75-73	291	1,293.75
Jack Reeves	T35	69-70-69-77	285	2,475.00	Chris Sessler	T62	77-66-74-74	291	1,293.75
Zoran Zorkic	T35	69-74-68-74	285	2,475.00	Matt Sharkey	T62	70-72-70-79	291	1,293.75
Jason Enloe	T41	71-72-72-71	286	1,942.50	Kevin Durkin	T66	74-70-72-76	292	1,226.25
Paul Gow	T41	69-73-74-70	286	1,942.50	Mike Henderson (Q)	T66	70-72-75-75	292	1,226.25
Keith Nolan	T41	69-74-73-70	286	1,942.50	Jeff Gallagher	T68	73-71-76-73	293	1,192.50
Kelly Sellers	T41	72-72-71-71	286	1,942.50	Brad Fabel	T69	73-71-76-76	296	1,170.00
Sonny Skinner	T41	74-70-73-69	286	1,942.50	Curtis Deal (Q)	T70	71-70-79-82	302	1,147.50
Darron Stiles	T41	73-70-72-71	286	1,942.50					
Eduardo Herrera	T47	73-70-73-71	287	1,648.13					
Billy Judah	T47	71-73-71-72	287	1,648.13					

(Q)=Open Qualifier; (S)=Sponsor Exemption; T= Tie

The following players did not finish: (C=cut, W=withdrew, D=disqualified)

C—145—Ryan Armour, Dan Buchner, John Connelly, Joe Daley, Brendon de Jonge, Michael Harris, P.H. Horgan III, Jeff Mixon, Sean Murphy, Bryant Udom, Kevin Pendley, Ted Potter, Jr., Boo Weekley, Ron Whittaker, **146**—Ben Bates, Matt Bettencourt, Greg Bruckner, Keoke Cotner, Ryan Grant, Bobby Kalinowski, Eddie Luke, Brett Paquet, Steve Runge, Mike Standly, Jeff Street, Charles Warren, **147**—Jaxon Brigman, Robin Byrd, Brad Elder, Courtney Faircloth, Todd Gleaton, Scott Harrington, Nolan Henke, Richard Massey, Stiles Mitchell, Sam Randolph, Steve Schneider, Chris Stroud, Tyler Williamson, Brian Wilson, **148**—Joe Affrunti, Ahmad Bateman, Michael Beard, Rob Bradley, Bryan Decorso, Mike Donald, John Elliott, Ryan Gildersleeve, Keith Huber, John Merrick, Scott Sterling, **149**—Brad Adamonis, George Bradford, Paul Claxton, Victor Schwamkrug, **150**—Jeff Freeman, Jason A. Griffin, Bob Heintz, Kenny Knox, Brad Ott, **151**—Vance Veazey, **152**—Jason Hill, **153**—Byron Schlagenhauf, Jay Story, **155**—Ryan Goffre, Kevin Hall, **156**—Carey Hodsden, **157**—Matthew Chilenskas, Russ Dodson, Matt Hendrix, **158**—Jeremy Hyjek, **159**—Jamie Farrah, **162**—Dave Rummells. **W—74**—Steve Haskins.

TOURNAMENT HISTORY

Year	Winner	Score	Runner-up	Score	Location	Par/Yards
BUY.COM VIRGINIA BEACH OPEN						
2000	Ryuji Imada275	Todd Demsey280	TPC of Virginia Beach, Virginia Beach, VA72/7,432
2001	Trevor Dodds277	Deane Pappas280	TPC of Virginia Beach, Virginia Beach, VA72/7,432
VIRGINIA BEACH OPEN PRESENTED BY ACS SYSTEMS & ENGINEERING, INC.						
2002	Cliff Kresge*277	Arron Oberholser277	TPC of Virginia Beach, Virginia Beach, VA72/7,432
2003	Michael Long277	Vaughn Taylor279	TPC of Virginia Beach, Virginia Beach, VA72/7,436
2004	James Driscoll273	Jason Buha Kyle Thompson Jimmy Walker277	TPC of Virginia Beach, Virginia Beach, VA72/7,436

Key: * = Playoff

72-Hole Record:

273, James Driscoll, 2004

18-Hole Record:

64, Deane Pappas, Charley Hoffman, Jeff Freeman, 2001;
Jason Buha, 2002

36-Hole Record:

133, Jonathan Byrd, Trevor Dodds, David Kirkpatrick, 2001

54-Hole Record:

203, Kyle Thompson, 2004

Oregon Classic

Presented By Kendall Automotive Group [25th of 31 official events]



QUINNEY



Winner: JEFF QUINNEY
71-71-70-63 275 (-13) \$81,000

Shadow Hills Country Club

Eugene, OR

September 16-19, 2004

Purse: \$450,000

Par: 36-36—72

Yards: 7,020

CUT: 66 players at even-par 144 from a field of 155 professionals and one amateur.

PRO-AM: Team: Ryan Lavoie, 48, \$500.

WEATHER: Intervals of clouds and sunshine Thursday, with a pleasant and slight breeze. High of 71. Winds SW at 5-15 mph. Mostly cloudy, breezy and cool Friday, with occasional showers. High of 61. Winds SSW at 10-15 mph. Scattered showers with heavy rain coming late in the day Saturday, with the high only reaching 57. Winds SSW at 10-20 mph. Mostly cloudy Sunday, with some peaks of sunshine through the morning. Scattered showers starting as play finished. High of 59. Winds S-NW at 5-15 mph.

LEADERS: First Round—Jason Schultz shot a 7-under-par 65 to take a one-stroke lead over Brad Elder, Tim Simpson and Paul Gow.

Second Round—Schultz moved to 9-under-par 135. Michael Long was one shot back.

Third Round—Schultz, at 9-under-par 207, held a two-stroke cushion over Gow, Scott Gutschewski, David McKenzie and David Hearn.

ORDER OF FINISH

Jeff Quinney.....	1	71-71-70-63	275	\$81,000.00
Barry Cheesman.....	T2	71-70-69-68	278	39,600.00
David McKenzie.....	T2	68-70-71-69	278	39,600.00
Jason Gore.....	T4	69-73-68-69	279	19,800.00
Jason Schultz.....	T4	65-70-72-72	279	19,800.00
David Hearn.....	T6	69-68-72-71	280	15,637.50
Michael Long.....	T6	70-66-74-70	280	15,637.50
Doug Barron.....	T8	70-73-72-66	281	12,600.00
Paul Gow.....	T8	66-71-72-72	281	12,600.00
Scott Petersen.....	T8	68-70-73-70	281	12,600.00
Brandt Snedeker.....	T8	73-71-71-66	281	12,600.00
Scott Gutschewski.....	T12	71-68-70-73	282	9,112.50
Doug LaBelle II.....	T12	69-71-73-69	282	9,112.50
Casey Martin (S).....	T12	71-68-71-72	282	9,112.50
Vance Veazey.....	T12	71-70-74-67	282	9,112.50
Stephane Gangloff.....	T16	72-71-74-66	283	6,975.00
Scott Gump.....	T16	70-67-74-72	283	6,975.00
Charley Hoffman.....	T16	70-71-71-71	283	6,975.00
Franklin Langham.....	T16	67-75-70-71	283	6,975.00
Robin Byrd.....	T20	70-70-73-71	284	4,875.00
Brendon de Jonge.....	T20	69-73-71-71	284	4,875.00

Rick Fehr.....	T20	75-67-72-70	284	\$4,875.00	Matthew Jones.....	T43	70-71-77-71	289	\$1,788.75
Ryan Howison.....	T20	72-70-72-70	284	4,875.00	Jimmy Walker.....	T43	72-72-68-77	289	1,788.75
Tim Simpson.....	T20	66-73-75-70	284	4,875.00	Fran Quinn.....	T47	73-71-75-71	290	1,665.00
Bubba Watson.....	T20	73-71-70-70	284	4,875.00	Bradley Hughes.....	T48	71-72-77-71	291	1,597.50
Steven Alker.....	T26	71-71-72-71	285	3,420.00	Rob McKelvey.....	T48	71-72-75-73	291	1,597.50
Jason Caron.....	T26	74-69-71-71	285	3,420.00	Jeff Street.....	T48	68-75-79-69	291	1,597.50
Tim Conley.....	T26	69-70-74-72	285	3,420.00	Dan Buchner.....	T51	73-71-75-73	292	1,541.25
Brent Schwarrock.....	T26	70-71-69-75	285	3,420.00	Robert Garrigus.....	T51	74-70-73-75	292	1,541.25
Mike Sposa.....	T26	70-67-74-74	285	3,420.00	Gavin Coles.....	T53	71-73-76-73	293	1,485.00
Nick Cassini.....	T31	69-73-74-70	286	2,745.00	Jess Daley.....	T53	71-69-73-80	293	1,485.00
Steve Ford.....	T31	73-70-73-70	286	2,745.00	Euan Walters.....	T53	76-68-79-70	293	1,485.00
Richard Massey.....	T31	71-68-78-69	286	2,745.00	Jason Allred (Q).....	T56	71-71-76-76	294	1,406.25
Andy Morse.....	T31	69-72-72-73	286	2,745.00	Dave Christensen.....	T56	74-67-77-76	294	1,406.25
Chris Tidland.....	T31	72-70-76-68	286	2,745.00	Craig Lile.....	T56	70-73-73-78	294	1,406.25
Johnson Wagner.....	T31	70-71-76-69	286	2,745.00	Troy Matteson.....	T56	73-71-77-73	294	1,406.25
Kevin Durkin.....	T37	73-70-73-71	287	2,295.00	Kelly Sellers.....	T60	70-71-81-73	295	1,350.00
Mathew Goggin.....	T37	70-74-72-71	287	2,295.00	Ahmad Bateman.....	T61	72-71-74-79	296	1,316.25
Jim Rutledge.....	T37	68-73-74-72	287	2,295.00	Victor Schwamkrug.....	T61	67-77-78-74	296	1,316.25
Nick Watney.....	T37	72-69-76-70	287	2,295.00	Andrew McLardy.....	T63	67-75-80-75	297	1,282.50
Greg Bruckner.....	T41	71-72-70-75	288	2,025.00	Keith Huber.....	T64	73-71-81-75	300	1,260.00
Kevin Stadler.....	T41	70-74-73-71	288	2,025.00	Kevin Johnson.....	T65	72-72-81-79	304	1,237.50
Shane Bertsch.....	T43	71-71-78-69	289	1,788.75	(Q)=Open Qualifier; (S)=Sponsor Exemption; T=Tie				
Brad Elder.....	T43	66-73-79-71	289	1,788.75					

The following players did not finish: (C=cut, W=withdrew, D=dis-qualified)

C-145-Paul Claxton, John Connelly, Richie Coughlan, Patrick Darron, Jeff Freeman, Nathan Green, Ryan Hietala, John Klauk, Justin Lee, Bryce Molder, Sean Murphy, Bryant Odom, **146**-Chris Anderson, John Elliott, Scott Harrington, Wes Martin, Brian Miller, Birk Nelson, Tom Scherrer, D.J. Trahan, Jeremy Wilkinson, Tyler Williamson, **147**-Jody Bellflower, Justin Bolli, Keith Clearwater, Dave Cunningham, Joe Daley, Scott Dunlap, Tom Johnson, Bobby Kalinowski, Jon Mills, Sonny Skinner, Kenneth Staton, Charles Warren, Boo Weekley, Brett Wetterich, **148**-Brad Adamonis, Ben Bates, John Paul Curley, Mike Donald, Hunter Haas, Jeff Hart, P.H. Horgan III, Brian McCann, Brad Ott, Lee Porter, **149**-Ryan Armour, Rafael Gomez, Jeff Gove, Bob Heintz, Ryan Lavoie, Han Lee, Anthony Painter, Steve Runge, Jeff Wood, **150**-Jason Buh, Tony Carolan, Andy Doeden, James Driscoll, Steve Haskins, Rick Price, Warren Schutte, Chris Sessler, Brian Thornton, **151**-Keoke Cotner, Todd Demsey, John Douma, Jason Enloe, Eduardo Herrera, Todd Rose, Andrew Smeeth, Darron Stiles, Dave Stockton, Jr., Mark Wurtz, Zoran Zorkic, **152**-Matt Bettencourt, Scott Gordon, Jesse Schutte (A), **153**-Bobby Gage, Scott Johnson, Ted Potter, Jr., Jake Reeves, Scott Sterling, Kyle Thompson, **155**-Ryan Nelson, Ty Tryon, **157**-Mark Keating, Mike Sullivan, **159**-Sprague Kolp. **W-143**-Rob Bradley. **D**—Derek Croskrey.

TOURNAMENT HISTORY

Year	Winner	Score	Runner-up	Score	Location	Par/Yards
NIKE OREGON CLASSIC						
1998	Charles Raulerson.....	272	Notah Begay III.....	277	Shadow Hills CC, Junction City, OR.....	72/7,007
			Tom Scherrer			
1999	Kelly Gibson.....	279	John Elliott		Shadow Hills CC, Junction City, OR.....	72/7,007
			Craig Perks.....	280		
BUY.COM OREGON CLASSIC						
2000	Keoke Cotner.....	272	Jody Bellflower.....	274	Shadow Hills CC, Junction City, OR.....	72/7,007
			Tommy Biershenk			
2001	No Tournament**				Shadow Hills CC, Junction City, OR.....	72/7,007
OREGON CLASSIC PRESENTED BY KENDALL AUTOMOTIVE GROUP						
2002	Jason Gore.....	270	Marco Dawson.....	273	Shadow Hills CC, Junction City, OR.....	72/7,104
			Jeff Freeman			
			Patrick Moore			
			Arron Oberholser			
			Tag Ridings			
2003	Chris Couch*.....	274	Jason Bohn.....	274	Shadow Hills CC, Junction City, OR.....	72/7,020
2004	Jeff Quinney.....	275	Barry Cheeseman.....	278	Shadow Hills CC, Junction City, OR.....	72/7,020
			David McKenzie			

Key: * = Playoff **=Events of September 11

72-Hole Record:

270, Jason Gore, 2002

18-Hole Record:

63, Jeff Quinney, 2004

36-Hole Record:

132, Ted Purdy, 2002

54-Hole Record:

199, Jason Gore, 2002

Albertsons Boise Open

Presented by First Health [26th of 31 official events]



GUMP



Winner: SCOTT GUMP
66-68-68-68 270 (-14) \$108,000

Hillcrest Country Club

Boise, ID

September 23-26, 2004

Purse: \$600,000

Par: 36-35-71

Yards: 6,769

CUT: 64 players at 1-under-par 141 from a field of 156 professionals.

PRO-AM: Team: Dave Cunningham, 48, \$500.

LEADERS: First Round—Justin Bolli fired an 8-under-par 63 for a two-stroke lead over Tyler Williamson and Kevin Stadler.

Second Round—Bolli moved to 10-under-par 132, one shot in front of Victor Schwamkrug.

Third Round—Bolli, at 12-under-par 201, held a one-stroke advantage over Scott Gump, David Hearn, Michael Long and Jimmy Walker.

WEATHER: Partly sunny and pleasant Thursday, with a high of 76. Winds NW 5-10 at mph. Mostly sunny and warm Friday. High temperature reached 82. Winds NW 5-10 at mph. Sunny and warm Saturday, with a high of 86. Winds were light and variable. Mostly sunny and pleasantly warm Sunday. High of 86. Winds NW at 5-10 mph.

ORDER OF FINISH

Scott Gump	1	66-68-68-68	270	\$108,000.00
Michael Long	T2	71-67-64-70	272	52,800.00
Jimmy Walker	T2	67-72-63-70	272	52,800.00
Scott Gutschewski	T4	68-71-64-70	273	24,800.00
Bradley Hughes	T4	69-69-68-67	273	24,800.00
Kyle Thompson	T4	66-68-69-70	273	24,800.00
Justin Bolli	T7	63-69-69-73	274	18,700.00
David Hearn	T7	70-67-65-72	274	18,700.00
Chris Tidland	T7	68-67-69-70	274	18,700.00
Nick Cassini	T10	70-66-68-71	275	13,300.00
Kelly Gibson	T10	68-69-70-68	275	13,300.00
Joel Kribel (Q)	T10	69-69-66-71	275	13,300.00
Franklin Langham	T10	70-70-67-68	275	13,300.00
Tom Scherrer	T10	67-71-67-70	275	13,300.00
Nick Watney	T10	69-71-67-68	275	13,300.00
Chris Anderson	T16	68-71-69-68	276	9,000.00
James Driscoll	T16	70-71-65-70	276	9,000.00
Jeff Gove	T16	70-66-70-70	276	9,000.00
Brad Ott	T16	71-63-70-72	276	9,000.00
Tyler Williamson	T16	65-70-69-72	276	9,000.00
Bobby Gage	T21	73-65-69-70	277	6,480.00

Ryan Hietala	T21	73-67-71-66	277	\$6,480.00	Scott Dunlap	T43	70-69-69-73	281	\$2,352.00
David McKenzie	T21	70-68-69-70	277	6,480.00	Eduardo Herrera	T43	71-70-74-66	281	2,352.00
Kevin Stadler	T21	65-69-74-69	277	6,480.00	Steve Runge	T43	72-68-70-71	281	2,352.00
Shane Bertsch	T25	68-68-69-73	278	4,800.00	Jason Buha	T48	68-69-72-73	282	2,085.00
Ryuji Imada	T25	68-68-70-72	278	4,800.00	Andy Doeden	T48	67-70-73-72	282	2,085.00
Scott Petersen	T25	70-70-71-67	278	4,800.00	Brad Elder	T48	69-71-71-71	282	2,085.00
Johnson Wagner	T25	71-69-70-68	278	4,800.00	John Ray Leary (Q)	T48	72-69-68-73	282	2,085.00
Bubba Watson	T25	70-69-72-67	278	4,800.00	D.A. Points	T48	72-68-73-69	282	2,085.00
Steven Alker	T30	70-68-68-73	279	3,540.00	Chris Sessler	T48	71-70-69-72	282	2,085.00
Gavin Coles	T30	69-72-68-70	279	3,540.00	Doug Barron	T54	70-71-71-71	283	1,950.00
Rick Fehr	T30	67-74-72-66	279	3,540.00	Bob Heintz	T54	71-68-73-71	283	1,950.00
Robert Garrigus	T30	67-70-70-72	279	3,540.00	Darron Stiles	T54	69-72-67-75	283	1,950.00
Steve Haskins	T30	67-69-72-71	279	3,540.00	Dave Cunningham	T57	69-72-69-75	285	1,845.00
Casey Martin	T30	71-67-68-73	279	3,540.00	Jess Daley	T57	70-71-72-72	285	1,845.00
John Merrick (Q)	T30	67-69-71-72	279	3,540.00	Hunter Haas	T57	74-66-72-73	285	1,845.00
Andy Morse	T30	67-73-73-66	279	3,540.00	Carl Paulson	T57	67-72-72-74	285	1,845.00
Victor Schwamkrug	T30	68-65-73-73	279	3,540.00	Nathan Green	T61	69-71-70-76	286	1,755.00
Brent Schwarzrock	T30	70-71-68-70	279	3,540.00	Scott Harrington	T61	71-70-72-73	286	1,755.00
Ben Bates	T40	69-67-72-72	280	2,760.00	Bryant Odom	T63	71-70-71-77	289	1,710.00
Paul Claxton	T40	72-69-72-67	280	2,760.00	Joe Daley	T64	71-70-77-78	296	1,680.00
John Elliott	T40	70-69-67-74	280	2,760.00					
Jody Bellflower	T43	69-69-70-73	281	2,352.00					
Dave Christensen	T43	71-70-69-71	281	2,352.00					

(Q)=Open Qualifier; (S)=Sponsor Exemption; T= Tie

The following players did not finish: (C)=cut, W=withdrew, D=disqualified)

C-142-Dirk Ayers, Barry Cheesman, Chad Collins, Tim Conley, Patrick Damron, Brendon de Jonge, Kevin Durkin, Mathew Goggins, Jeff Hart, Jon Mills, Warren Schutte, Jeffrey Simpson, Mike Sposa, Kenneth Staton, Jeff Street, Jeff Thomsen, Charles Warren, Brett Wetterich, **143**-Matt Bettencourt, Robin Byrd, Richie Coughlan, Jason Enloe, Brad Fabel, Jeff Freeman, Paul Gow, Gary Hallberg, Bill Lunde, Brian McCann, Rob McKelvey, Bryce Molder, Rick Price, Fran Quinn, Steve Schneider, Jason Schultz, Tim Simpson, Mike Springer, **144**-Kevin Burton, John Connelly, Todd Demsey, Steve Ford, Matthew Jones, Doug LaBelle II, Troy Matteson, Jim McGovern, Jeremy Tucker, Vance Veazey, Euan Walters, **145**-Rob Bradley, Tony Carolan, Jason Caron, Keoke Cotner, Stephen Gangluff, Jason Gore, Gabriel Hjertstedt, Bobby Kalinowski, Han Lee, Craig Lile, Mike Sullivan, Jeremy Wilkinson, Mark Wurtz, **146**-Brad Adamonis, Greg Bruckner, Robin Freeman, Rafael Gomez, Lee Porter, **147**-Ahmad Bateman, Wil Collins, Mike Grob, Charley Hoffman, Scott Piercy, Jeff Quinney, Matt Sharkey, Scott Steuring, **148**-Ryan Howison, Keith Huber, Dave Stockton, Jr., **149**-Jim Rutledge, Kelly Sellers, Zoran Zorkic, **150**-Ryan Armour, Kyle Monfort, Ted Potter, Jr., Sonny Skinner, **151**-Ricky Barnes, Kevin Johnson, **152**-Richard Massey, John Robertson, **153**-Anthony Painter, Ron Rawls, D.J. Trahan, **158**-Singh Thind, **165**-Chad Watson.

TOURNAMENT HISTORY

Year	Winner	Score	Runner-up	Score	Location	Par/Yards
BEN HOGAN BOISE OPEN						
1990	Ricky Smallridge#199	David Hobby202	Hillcrest CC, Boise, ID71/6,739
			Robert Thompson			
			Greg Whisman			
1991	Russell Beiersdorf#202	Rich Parker202	Hillcrest CC, Boise, ID71/6,773
1992	Jaime Gomez#202	Sean Murphy203	Hillcrest CC, Boise, ID71/6,773
NIKE BOISE OPEN						
1993	Tommy Moore#199	Olin Browne202	Hillcrest CC, Boise, ID71/6,773
1994	Keith Fergus#198	Bill Murchison198	Hillcrest CC, Boise, ID71/6,773
1995	Frank Lickliter#200	Kevin Burton201	Hillcrest CC, Boise, ID71/6,773
			Craig Kanada			
1996	Matt Gogel270	David Berganio, Jr.271	Hillcrest CC, Boise, ID71/6,685
			Brett Quigley			
			Stewart Cink			
1997	Iain Steel267	Carl Paulson270	Hillcrest CC, Boise, ID71/6,885
1998	Mike Sposa265	Notah Begay III267	Hillcrest CC, Boise, ID71/6,885
			Dennis Paulson			
1999	Carl Paulson266	Joel Edwards270	Hillcrest CC, Boise, ID71/6,885
			Michael Muehr			
BUY.COM BOISE OPEN						
2000	Tim Clark269	Patrick Burke275	Hillcrest CC, Boise, ID71/6,698
			Steve Haskins			
2001	Michael Long270	Tjaart Van der Walt271	Hillcrest CC, Boise, ID71/6,698
ALBERTSONS BOISE OPEN PRESENTED BY FIRST HEALTH						
2002	Jason Gore273	Emlyn Aubrey275	Hillcrest CC, Boise, ID71/6,765
			Barry Cheesman			
2003	Roger Tambellini267	Tripp Isenhour273	Hillcrest CC, Boise, ID71/6,769
2004	Scott Gump270	Michael Long272	Hillcrest CC, Boise, ID71/6,769
			Jimmy Walker			

Key: * = Playoff # = 54-hole tournament

72-Hole Record:

265, Mike Sposa, 1998

18-Hole Record:

61, J.P. Hayes, Woody Austin, 1994

36-Hole Record:

130, J.P. Hayes, Bill Murchison, 1994; Stewart Cink, 1996

54-Hole Record:

196, Rick Cramer, 1996

Mark Christopher Charity Classic

Presented by Adelphia [27th of 31 official events]



DUNLAP



Winner: SCOTT DUNLAP
65-69-72-66 272 (-12) \$81,000

Empire Lakes Golf Club

Rancho Cucamonga, CA

September 30-October 3, 2004

Purse: \$450,000

Par: 35-36—71

Yards: 7,017

LEADERS: First Round—Jeff Quinney fired a 7-under-par 64 and led by one over Scott Gutschewski, Richard Massey, Ricky Barnes, Ron Skayhan and Scott Dunlap.

Second Round—Bubba Watson was at 12-under 130 and led by one over Quinney. Robin Byrd was two back.

Third Round—Gutschewski, at 10-under, led by two over Byrd, Watson, Matthew Jones, Darron Stiles and Zoran Zorkic. Six others were three back.

CUT: 73 players at 1-under 141 from a field of 144 professionals.

PRO-AM: Team: Billy Mayfair, Dave Stockton, Tim Conley, 45, \$416.66 each.

WEATHER: Mostly cloudy Thursday, with some afternoon sunshine. Winds becoming SW at 5-10 mph. High of 73. Early clouds Friday, then hazy. Winds increasing in the afternoon, WSW at 5-15 mph. High of 77. Hazy in the morning both Saturday and Sunday, then warm and breezy. Winds SWS at 10-20 mph. High both days reached 85.

ORDER OF FINISH

Scott Dunlap	1	65-69-72-66	272	\$81,000.00
Scott Gutschewski	T2	65-69-69-72	275	39,600.00
Bubba Watson	T2	66-64-75-70	275	39,600.00
Brad Adamonis	T4	67-71-70-69	277	15,717.86
Ryan Armour	T4	72-64-72-69	277	15,717.86
Ricky Barnes (S)	T4	65-73-72-67	277	15,717.86
Brandt Snedeker (Q)	T4	69-72-68-68	277	15,717.86
Nick Watney	T4	68-71-70-68	277	15,717.86
Kevin Durkin	T4	66-72-68-71	277	15,717.86
Chris Tidland	T4	69-71-66-71	277	15,717.86
Matt Bettencourt	T11	71-66-74-67	278	9,540.00
Jeff Gove	T11	67-70-70-71	278	9,540.00
Bradley Hughes	T11	72-69-67-70	278	9,540.00
Jon Mills	T11	69-70-71-68	278	9,540.00
Darron Stiles	T11	68-69-68-73	278	9,540.00
Robin Byrd	T16	68-64-73-74	279	6,750.00
Brendon de Jonge	T16	69-70-70-70	279	6,750.00
Bob Heintz	T16	70-69-69-71	279	6,750.00
Charley Hoffman (Q)	T16	68-69-72-70	279	6,750.00
Troy Matteson	T16	71-69-66-73	279	6,750.00
Shane Bertsch	T21	66-69-76-69	280	4,397.15
Johnson Wagner	T21	71-68-71-70	280	4,397.15
Jason Enloe	T21	66-73-69-72	280	4,397.14
Jason Gore	T21	68-73-65-74	280	4,397.14

Kyle Kovacs (Q)	T21	68-66-72-74	280	\$4,397.14
Anthony Painter	T21	70-70-69-71	280	4,397.14
Zoran Zorkic	T21	68-72-65-75	280	4,397.14
Steven Alker	T28	67-72-72-70	281	2,674.29
Chris Anderson	T28	71-69-70-71	281	2,674.29
Dave Cunningham	T28	70-68-72-71	281	2,674.29
Patrick Damron	T28	70-71-70-70	281	2,674.29
Scott Gump	T28	70-71-71-69	281	2,674.29
Ryuji Imada	T28	70-70-70-71	281	2,674.29
Sean Murphy	T28	71-69-70-71	281	2,674.29
D.A. Points	T28	68-70-72-71	281	2,674.29
John Connelly	T28	71-70-66-74	281	2,674.28
Nathan Green	T28	66-73-70-72	281	2,674.28
Gabriel Hjertstedt	T28	67-69-73-72	281	2,674.28
Matthew Jones	T28	68-69-68-76	281	2,674.28
Scott Petersen	T28	70-71-68-72	281	2,674.28
Jeff Quinney	T28	64-67-77-73	281	2,674.28
Rick Fehr	T42	70-71-69-72	282	1,856.25
Craig Lieke	T42	72-68-68-74	282	1,856.25
Frank Quinn	T42	71-66-72-73	282	1,856.25
Scott Sterling	T42	70-71-70-71	282	1,856.25
Ahmad Bateman	T46	70-68-73-72	283	1,620.00
Paul Claxton	T46	66-71-72-74	283	1,620.00
David Hearn	T46	71-69-72-71	283	1,620.00
Jeff Klauk	T46	68-68-75-72	283	1,620.00
Alex Rodger (Q)	T46	71-67-73-72	283	1,620.00

Chris Starkjohann	T46	69-71-67-76	283	\$1,620.00
Richie Coughlan	T52	68-72-74-70	284	1,507.50
Jeff Freeman	T52	71-68-69-76	284	1,507.50
Tom Gillis	T52	71-70-72-71	284	1,507.50
Barry Cheesman	T55	68-69-76-72	285	1,428.75
Steve Ford	T55	68-70-72-75	285	1,428.75
Mike Sullivan	T55	67-69-75-74	285	1,428.75
D.J. Trahan	T55	73-68-71-73	285	1,428.75
Tim Conley	T59	71-70-68-77	286	1,305.00
Paul Goydos	T59	70-70-72-74	286	1,305.00
Bill Lunde	T59	68-72-71-75	286	1,305.00
Richard Massey	T59	65-76-73-72	286	1,305.00
Rick Price	T59	67-73-72-74	286	1,305.00
Brent Schwarzkrock	T59	70-69-75-72	286	1,305.00
Mike Sposa	T59	70-71-76-69	286	1,305.00
Dan Buchner	T66	73-64-74-77	288	1,215.00
Victor Schwamkrug	T67	68-73-70-78	289	1,181.25
Kenneth Staton	T67	70-70-74-75	289	1,181.25
Lee Porter	T69	72-69-75-74	290	1,136.25
Kevin Stadler	T69	69-67-61-73	290	1,136.25
Ron Skayhan	T71	65-74-75-78	292	1,091.25
Mark Wurtz	T71	71-70-76-75	292	1,091.25
Jess Daley	T73	71-67-75-80	293	1,057.50

(Q)=Open Qualifier; (S)=Sponsor Exemption; T=Tie

The following players did not finish: (C=cut, W=withdrew, D=disqualified)

C—142-Ben Bates, Nick Cassini, Rafael Gomez, Steve Haskins, David McKenzie, Tom Scherrer, Chris Sessler, **143**-Rob Bradley, Jason Buha, Dave Christensen, Ryan Gifford, Jeff Hart, Keith Huber, Doug LaBelle II, Han Lee, Brian McCann, Bryce Molder, Ted Potter, Jr., Jim Rutledge, Byron Smith, Dave Stockton, Jr., Kyle Thompson, **144**-Jason Caron, Robert Garrigus, Gary Hallberg, Paul Holtby, John Ray Leary, Michael Long, Kelly Sellers, Jeff Street, Brett Wetterich, **145**-Mathew Goggin, Bobby Kalinowski, Jimmy Walker, **146**-Chip Beck, Todd Demsey, Eduardo Herrera, P.H. Horgan III, Andy Morse, Byron Schlagenhauf, Warren Schutte, Dustin White, **147**-Greg Bruckner, Keoke Cotner, Ryan Howison, Jake Reeves, Steve Runge, Ty Tryon, Euan Walters, **148**-Tommy Barber, Todd Rose, Mark Wiebe, **149**-Jesse Lanharn, Sonny Skinner, **150**-Gavin Coles, John Paul Curley, Brad Elder, Ryan Hietala, Edward Lee, Todd Tanner, Jeremy Wilkinson, **151**-Mike Donald, Scott Harrington, Rob McKelvey, **152**-Tony Carolan, Gregory Casagrande, **153**-Bobby Gage, **154**-James Oh, **157**-Dave Rummells, **173**-Kendall Utley. **W—77**-Joe Daley.

72-Hole Record:

267, Brad Elder, 1999; D.A. Points, Rod Pampling, Mark Wurtz, 2001

Current Course 18-Hole Record:

62, Jess Daley, 2003

Tournament 18-Hole Record:

62, Steve Haskins, 1991; Jess Daley 2003

36-Hole Record:

130, Bubba Watson, 2004

54-Hole Record:

197, Patrick Lee, 1999; James Oh, 2003

TOURNAMENT HISTORY

Year	Winner	Score	Runner-up	Score	Location	Par/Yards
NIKE INLAND EMPIRE OPEN						
1994	Skip Kendall	197	Emlyn Aubrey	203	Moreno Valley Ranch GC	72/6,680
					Moreno Valley, CA	
1995	Jeff Brehaut	204	Danny Briggs	205	Moreno Valley Ranch GC	72/6,680
			David Toms		Moreno Valley, CA	
1996	Jim Estes	272	Rob Moss	273	Moreno Valley Ranch GC	72/6,880
					Moreno Valley, CA	
1997	Mark Carnevale	274	David Jackson	276	Moreno Valley Ranch GC	72/6,880
					Moreno Valley, CA	
1998	Charles Raulerson	268	Jay Williamson	271	Moreno Valley Ranch GC	72/6,880
					Moreno Valley, CA	
1999	Brad Elder	267	Dick Mast	270	Moreno Valley Ranch GC	72/6,885
					Moreno Valley, CA	
BUY.COM INLAND EMPIRE OPEN						
2000	Scott Petersen	268	Craig Kanada	272	Empire Lakes GC	72/6,972
			Chris Smith		Rancho Cucamonga, CA	
			Keith Clearwater			
			Eric Johnson			
			Michael Muehr			
			Lee Porter			
2001	D.A. Points*	267	Rod Pampling	267	Empire Lakes GC	72/6,972
			Mark Wurtz		Rancho Cucamonga, CA	
STATE FARM OPEN						
2002	Andy Miller*	272	Doug Garwood	272	Empire Lakes GC	72/7,017
			John Restino		Rancho Cucamonga, CA	
			Dave Stockton, Jr.			
MARK CHRISTOPHER CHARITY CLASSIC PRESENTED BY ADELPHIA						
2003	James Oh*	268	Jess Daley	268	Empire Lakes GC,	72/7,017
					Rancho Cucamonga, CA	
2004	Scott Dunlap	272	Scott Gutschewski	275	Empire Lakes GC,	71/7,017
			Bubba Watson		Rancho Cucamonga, CA	

Key: ~ = Weather-shortened * = Playoff

Gila River Golf Classic at Wild Horse Pass Resort

[28th of 31 official events]



NALLEN



Winner: CHRIS NALLEN
60-66-67-71 264 (-24) \$85,500

Whirlwind Golf Club (Cattail)

Chandler, AZ

October 7-10, 2004

Purse: \$475,000
Par: 36-36—72
Yards: 7,240

LEADERS: First Round—Chris Nallen fired a course-record, 12-under-par 60 and led by two over Brett Wetterich and Brent Schwarzrock. Two others were three back.

Second Round—Nallen was at 18-under 126 and led Scott Petersen by five shots. Five players were six off the pace.

Third Round—Nallen was at 23-under 193 and led by six over Kevin Stadler. Petersen was eight back.

CUT: 69 players at 5-under 139 from a field of 144 professionals.

PRO-AM: Team: Vance Veazey, 45, \$500.

WEATHER: Sunny and hot all four days. Highs ranged from 93 to 98, with winds from the NE at 5-10 mph Thursday and Friday. Winds shifted to E on Saturday, at 10-20 mph. Sunday, winds were SW, gusting to 25 mph.

ORDER OF FINISH

Chris Nallen	1	60-66-67-71	264	\$85,500.00
Troy Matteson	2	66-69-67-70	272	51,300.00
Jason Schultz	3	65-73-65-70	273	32,300.00
Matthew Jones	T4	66-68-69-72	275	20,900.00
Kevin Stadler	T4	68-64-67-76	275	20,900.00
Steven Alker	T6	69-70-70-67	276	14,368.75
Jason Buha	T6	73-65-69-69	276	14,368.75
Scott Petersen	T6	66-65-70-75	276	14,368.75
Brent Schwarzrock	T6	62-72-69-73	276	14,368.75
Darron Stiles	T6	69-68-72-67	276	14,368.75
Tyler Williamson	T6	70-68-68-70	276	14,368.75
Barry Cheesman	T12	68-66-74-69	277	9,025.00
Paul Claxton	T12	70-69-69-69	277	9,025.00
Jeff Freeman	T12	67-65-70-75	277	9,025.00
Scott Gutschewski	T12	65-67-71-74	277	9,025.00
Eduardo Herrera	T12	69-68-73-67	277	9,025.00
Michael Letzig (Q)	T12	69-67-70-71	277	9,025.00
Shane Bertsch	T18	70-68-74-66	278	5,095.46
Brad Elder	T18	67-70-73-68	278	5,095.46
Charley Hoffman	T18	68-69-71-70	278	5,095.46
Rick Price	T18	68-68-73-69	278	5,095.46
Boo Weekley	T18	69-67-72-70	278	5,095.46

Ben Bates	T18	65-69-70-74	278	\$5,095.45	Jim Rutledge	T44	71-66-72-72	281	\$1,785.21
Robin Byrd	T18	69-69-69-71	278	5,095.45	Bubba Watson	T44	70-65-72-74	281	1,785.21
Bill Haas (Q)	T18	68-68-69-73	278	5,095.45	Bobby Gage	T44	67-66-69-79	281	1,785.20
Ryan Howison	T18	66-71-70-71	278	5,095.45	Chris Anderson	T50	63-71-70-78	282	1,615.00
Bryant Odom	T18	70-67-68-73	278	5,095.45	Jody Bellflower	T50	67-72-70-73	282	1,615.00
Brad Ott	T18	65-69-69-75	278	5,095.45	Richie Coughlan	T50	70-69-72-71	282	1,615.00
Ahmad Bateman	T29	69-70-70-70	279	2,858.64	David McKenzie	T50	63-72-77-70	282	1,615.00
Justin Bolli	T29	67-68-74-70	279	2,858.64	Kyle Thompson	T50	69-68-70-75	282	1,615.00
Steve Ford	T29	67-72-70-70	279	2,858.64	Tom Gillis	T55	68-69-72-74	283	1,496.25
Jeff Gove	T29	65-69-75-70	279	2,858.64	Ryan Hietala	T55	66-69-74-74	283	1,496.25
Hunter Haas	T29	71-66-72-70	279	2,858.64	Kyle Kovacs	T55	69-69-72-73	283	1,496.25
Richard Massey	T29	67-71-71-70	279	2,858.64	Kelly Sellers	T55	67-71-69-76	283	1,496.25
Don Yrene	T29	67-69-74-69	279	2,858.64	Zoran Zorkic	T55	71-68-76-68	283	1,496.25
Steve Holmes (Q)	T29	64-70-72-73	279	2,858.63	Warren Schutte	T60	68-67-74-75	284	1,413.13
Ryuji Imada	T29	67-69-71-72	279	2,858.63	Jimmy Walker	T60	71-65-73-75	284	1,413.12
Kenneth Staton	T29	67-66-70-76	279	2,858.63	Andy Morse	T62	67-72-73-73	285	1,365.63
Brett Wetterich	T29	62-70-75-72	279	2,858.63	Kevin Durkin	T62	71-68-70-76	285	1,365.62
Ricky Barnes	T40	64-68-76-72	280	2,137.50	Rafael Gomez	T64	67-72-73-75	287	1,306.25
Brad Fabel	T40	71-68-70-71	280	2,137.50	Bob Heintz	T64	67-71-75-74	287	1,306.25
Jerry Smith (S)	T40	66-69-71-74	280	2,137.50	Bill Lunde	T64	67-72-71-77	287	1,306.25
Nick Watney	T40	67-67-72-74	280	2,137.50	Paul Gow	T67	69-66-79-74	288	1,235.00
Brendon de Jonge	T44	75-64-72-70	281	1,785.21	D.A. Points	T67	72-63-78-75	288	1,235.00
Jason Enloe	T44	67-71-69-74	281	1,785.21	Jeff Street	T67	72-67-76-73	288	1,235.00
Mike Lavery (Q)	T44	70-69-74-68	281	1,785.21					

(Q)=Open Qualifier; (S)=Sponsor Exemption; T= Tie

The following players did not finish: (C=cut, W=withdrew, D=disqualified)

C—140—Brad Adamonis, Tony Carolan, Patrick Damron, Scott Dunlap, Robert Garrigus, Jason Gore, Jeff Hart, Steve Haskins, Franklin Langham, Han Lee, John Merrick, Derek Nannen, Ted Potter, Jr., Chris Sessler, **141**—Matt Bettencourt, David Hearn, Kevin Johnson, Miles Maillet, Anthony Painter, Byron Schlagenhaut, Boyd Summerhays, Peter Tonnasulo, D.J. Trahan, **142**—Chip Beck, Dave Cunningham, Mike Heinen, Jeff Klauk, Fran Quinn, Johnson Wagner, Euan Walters, Charles Warren, **143**—Andrew Barnes, Dave Christensen, Jess Daley, Stephen Gangluff, Michael Long, Leif Olson, Jeff Quinney, Victor Schwamkrug, Sonny Skinner, Brandt Snedeker, Chris Zambri, **144**—Doug Barron, Rob Bradley, Greg Bruckner, Nick Cassini, Joe Daley, Scott Harrington, Doug LaBelle II, Jon Mills, John Morse, Scott Sterling, **145**—Ryan Armour, Keoke Cotner, **146**—Bob Blean, Todd Demsey, Mike Grob, Brian McCann, Mark Wurtz, **147**—Mathew Goggins, JJ Jakovac, Lee Porter, **148**—Jeremy Wilkinson, **149**—JD Kocher, Craig Lile, Mike Sullivan, **150**—Brian Guetz, Sandy Horacek, Ian Leggatt, Vance Veazey, **151**—Gavin Coles, James Oh, **153**—Bryce Molder, **155**—Carl Paulson. **W—72**—Mike Sposa.

TOURNAMENT HISTORY

Year	Winner	Score	Runner-up	Score	Location	Par/Yards
TOURNAMENT OF CHAMPIONS						
2001	Ben Crane*261	Jason Caron261	Whirlwind GC (Devil's Claw);71/6,994
			Bo Van Pelt		Chandler, AZ	
GILA RIVER GOLF CLASSIC AT WILD HORSE PASS RESORT						
2002	David Branshaw262	Aaron Baddeley266	Whirlwind GC (Devil's Claw);71/6,994
			Charles Raulerson		Chandler, AZ	
2003	Lucas Glover270	John Elliott271	Whirlwind GC (Cattail);72/7,240
			Tommy Tolles		Chandler, AZ	
			Robin Freeman			
2004	Chris Nallen264	Troy Matteson272	Whirlwind GC (Cattail);72/7,240
					Chandler, AZ	

Key: * = Playoff

72-Hole Record:

261, Ben Crane, Jason Caron, Bo Van Pelt, 2001

Tournament and Current Course 18-Hole Record:

60, Chris Nallen, 2004

36-Hole Record:

126, David Branshaw, 2002; Jason Gore, 2003; Chris Nallen, 2004

54-Hole Record:

190, David Branshaw, 2002

Permian Basin Charity Golf Classic

[29th of 31 official events]



HOFFMAN



Winner: CHARLEY HOFFMAN
72-67-71-72 282 (-6) \$81,000

Midland Country Club

Midland, TX

October 14-17, 2004

Purse: \$450,000

Par: 36-36—72

Yards: 7,354

CUT: 69 players at 5-under 139 from a field of 144 professionals.

PRO-AM: Event called off due to afternoon storms. 25 players received \$55.56, 20 players received \$55.55.

LEADERS: First Round—Jeff Gove and Eduardo Herrera shared the lead at 4-under-par 68. David Hearn was at 3-under, while Nathan Green, Han Lee and Bryce Molder were at 2-under.

Second Round—Hearn and Charley Hoffman were tied at 5-under 139. James Driscoll and Steven Alker were two strokes back.

Third Round—Hoffman and Craig Lile were 6-under. Driscoll was one off the lead.

WEATHER: Very cold early Thursday (41 degrees), then sunny and warmer by the afternoon. High of 67. Winds shifting to the west at 10-15 mph. Cool early Friday, then sunny and breezy in the afternoon. High of 81. Winds SW at 10-20 mph. Mostly sunny and pleasant Sunday. High of 73. Light winds. Mostly sunny and warmer Sunday. High of 85. Winds WSW at 10-20 mph.

ORDER OF FINISH

Won with birdie-3 on third playoff hole

Charley Hoffman	1	72-67-71-72	282	\$81,000.00
Jeff Gove	2	68-75-70-69	282	39,600.00
Craig Lile	2	72-71-67-72	282	39,600.00
Steven Alker	4	72-69-72-70	283	19,800.00
Scott Gump	4	77-69-70-67	283	19,800.00
Shane Bertsch	16	72-72-70-70	284	14,568.75
David Hearn	16	69-70-73-72	284	14,568.75
Chris Tidland	16	72-72-70-70	284	14,568.75
Euan Walters	16	73-72-67-72	284	14,568.75
Shane Bertsch	110	73-71-74-67	285	10,800.00
Paul Claxton	110	75-71-67-72	285	10,800.00
James Driscoll	110	73-71-74-67	285	10,800.00
D.J. Trahan	110	74-71-69-71	285	10,800.00
Eduardo Herrera	114	68-75-71-72	286	8,325.00
Matthew Jones	114	74-68-72-72	286	8,325.00
Gabriel Hjertstedt (Q)	116	73-72-72-70	287	7,425.00
Ryan Howison	116	72-73-71-71	287	7,425.00
Rafael Gomez	118	75-71-67-75	288	6,300.00
Mike Grob	118	74-71-73-70	288	6,300.00

Bubba Watson	T18	71-76-66-75	288	\$6,300.00	Richard Massey	T39	74-71-73-75	293	\$2,070.00
Brad Fabel	T21	71-71-75-72	289	5,220.00	Tom Scherrer	T39	74-73-75-71	293	2,070.00
Matthew Goggin	T21	73-70-75-71	289	5,220.00	Jason Caron	T44	71-74-76-73	294	1,777.50
Justin Bolli	T23	72-73-70-75	290	3,960.00	John Elliott	T44	72-74-76-72	294	1,777.50
Robin Byrd	T23	74-73-73-70	290	3,960.00	Mike Sposa	T46	73-74-76-72	295	1,687.50
Keoke Cotner	T23	73-74-72-71	290	3,960.00	Tyler Williamson	T46	76-71-72-76	295	1,687.50
Steve Haskins	T23	74-71-74-71	290	3,960.00	Michael Long	T48	71-77-74-74	296	1,608.75
Matt Hendrix (Q)	T23	73-72-70-75	290	3,960.00	Rick Price	T48	74-74-72-76	296	1,608.75
Kelly Sellers	T23	74-70-75-71	290	3,960.00	Boo Weekley	50	73-73-80-71	297	1,575.00
Troy Matteson	T29	73-75-72-71	291	3,037.50	Ryan Hietala	T51	73-75-75-75	298	1,518.75
Bryce Molder	T29	70-78-74-69	291	3,037.50	Bradley Hughes	T51	75-70-76-77	298	1,518.75
Brad Ott	T29	76-72-73-70	291	3,037.50	Jim McGovern	T51	73-75-72-78	298	1,518.75
Kevin Stadler	T29	72-71-72-76	291	3,037.50	Warren Schutte	T51	74-72-77-75	298	1,518.75
Bobby Gage	T33	74-72-76-70	292	2,565.00	Steve Runge	55	73-71-82-73	299	1,462.50
Han Lee	T33	70-74-75-73	292	2,565.00	Bill Lunde	T56	74-73-77-76	300	1,428.75
Andy Morse	T33	75-72-71-74	292	2,565.00	Adam Robinson (S)	T56	72-75-76-77	300	1,428.75
Brandt Snedeker	T33	73-75-72-72	292	2,565.00	Scott Harrington	58	77-71-78-76	302	1,395.00
Jimmy Walker	T33	77-69-75-71	292	2,565.00	Jeremy Wilkinson	59	75-73-81-75	304	1,372.50
Brett Wetterich	T33	72-75-74-71	292	2,565.00	Nathan Green	T60	70-77-82-76	305	1,338.75
Dave Christensen	T39	72-74-74-73	293	2,070.00	Dustin Risdon (Q)	T60	72-75-80-78	305	1,338.75
Kevin Durkin	T39	73-72-74-74	293	2,070.00					
Stephen Gangloff	T39	75-73-72-73	293	2,070.00					

The following players did not finish: (C=cut, W=withdrew, D=dis-qualified)

C—149-Rob Bradley, Richie Coughlan, Dave Cunningham, Todd Demsey, Scott Dunlap, Brad Elder, Jeff Freeman, Bob Heintz, James Oh, Anthony Painter, Mark Wurtz, **150**-Greg Bruckner, Brendon de Jonge, Jason Enloe, Bill Haas, Bryant Odom, Jim Rutledge, Sonny Skinner, Jeff Street, Johnson Wagner, Zoran Zorkic, **151**-Ben Bates, Barry Cheesman, Andy Doeden, Casey Martin, Jon Mills, Jeff Quinney, Tim Simpson, Derek Watson, **152**-Tony Carolan, Nick Cassini, Gavin Coles, John Connolly, Joe Daley, Kim Felton, Doug LaBelle II, Will Moore, Ted Potter, Jr., Stephen Reed, Boyd Summerhays, **153**-Ahmad Bateman, Jason Buha, Patrick Damron, David Sutherland, Vance Veazey, Charles Warren, **154**-Ryan Armour, Jody Bellflower, Steve Ford, Kevin Johnson, Pete Jordan, Bobby Kalinowski, Jeff Klauk, Michael Letzig, John Morse, **155**-Brad Adamonis, Fran Quinn, Jason Schultz, Victor Schwamkrug, Dave Stockton, Jr., **156**-Paul Gow, Chris Nallen, Wes Short, Jr., **157**-John Adams, Robert Garrigus, Hunter Haas, Brian McCann, Steve Polanski, **158**-Dean Larsson, Chris Sessler, Kyle Thompson, Greg Towne, **159**-Adam Meyer, Brett Paquet, **161**-Carl Paulson, **163**-Ren Budde, **164**-Paul Norris, **167**-Bart Craig, **W**—Brent Schwarrock, **82**-Jess Daley, **80**-Doug Barron, **79**-Kenny Knox, **75**-Tim Conley.

TOURNAMENT HISTORY

Year	Winner	Score	Runner-up	Score	Location	Par/Yards
BEN HOGAN PERMIAN BASIN OPEN						
1992	Taylor Smith#204	Pete Jordan205	Club at Mission Dorado, Odessa, TX72/7,135
			Andrew Morse			
NIKE PERMIAN BASIN OPEN						
1993	Franklin Langham#*202	Doug Martin202	Club at Mission Dorado, Odessa, TX72/7,135
1994	Bruce Vaughan269	Gary Rusnak273	Club at Mission Dorado, Odessa, TX72/7,135
			Bob Wolcott			
1995	Hugh Royer III275	Paul Claxton276	Club at Mission Dorado, Odessa, TX72/7,135
			Frank Conner			
			Kawika Cotner			
			Franklin Langham			
			Dave Miley			
			Chris Smith			
			Phil Tataurangi			
1996	Michael Christie270	Anthony Rodriguez272	Club at Mission Dorado, Odessa, TX72/7,135
1997	Paul Gow267	Steve Lamontagne269	Club at Mission Dorado, Odessa, TX72/7,135
1998	Stiles Mitchell*276	Woody Austin276	Club at Mission Dorado, Odessa, TX72/7,135
			Jeff Barlow			
1999	David Berganio, Jr.269	Paul Gow271	Club at Mission Dorado, Odessa, TX72/7,221
			Dicky Thompson			
BUY.COM PERMIAN BASIN OPEN						
2000	Kevin Johnson268	Mark Hensby271	Club at Mission Dorado, Odessa, TX72/7,221
2001	Chad Campbell264	Todd Fischer268	Club at Mission Dorado, Odessa, TX72/7,229
PERMIAN BASIN OPEN						
2002	Tag Ridings*272	Mark Hensby272	Midland CC, Midland, TX72/7,354
PERMIAN BASIN CHARITY GOLF CLASSIC						
2003	D.J. Brigman272	Jason Dufner273	Midland CC, Midland, TX72/7,354
			Mark Hensby			
			Jimmy Walker			
2004	Charley Hoffman*282	Jeff Gove282	Midland CC, Midland, TX72/7,354
			Craig Lile			

Key: * = Playoff # = 54-hole tournament

72-Hole Record:

264, Chad Campbell, 2001

Tournament and Current Course 18-Hole Record:

63, Jim McGovern, 2002

36-Hole Record:

128, Kevin Johnson, 2000

54-Hole Record:

195, Chad Campbell, 2001

Miccosukee Championship

[30th of 31 official events]



TRAHAN



Winner: D.J. TRAHAN
68-67-68-65 268 (-16) \$90,000

Miccosukee Golf & Country Club

Miami, FL

October 21-24, 2004

Purse: \$500,000

Par: 36-35-71

Yards: 7,200

LEADERS: First Round—Bryce Molder and Tim Wilkinson fired 7-under-par 64s to lead Jason Gore and Chris Tidland by one stroke.

Second Round—Wilkinson moved to 10-under-par 132 and retained a one-shot cushion over Gore.

Third Round—Nick Watney, at 14-under-par 199, led Tidland by two strokes.

CUT: 63 players at 1-under-par 141 from a field of 144 professionals.

PRO-AM: Not completed due to inclement weather. All players earned equal amount.

WEATHER: Variably cloudy and humid Thursday. Play suspended for the day due to thunderstorms at 5:22 p.m., with 66 players left on the course. High of 86. Winds NE at 6-12 mph. First-round play resumed Friday at 7:45 a.m., with the second round beginning at 8:30 a.m. Partly sunny and less humid, with isolated showers in the afternoon. Play suspended due to darkness at 6:55 p.m., with 15 players still on the course. High of 84. Winds NE at 8-14 mph. Second-round action resumed at 7:30 a.m. Saturday, with the third round beginning at 9:25 a.m. Partly sunny with a few sprinkles in the afternoon. High of 84. Winds NE at 6-12 mph. Mostly sunny Sunday, with a high of 84. Winds NE at 8-14 mph.

ORDER OF FINISH

D.J. Trahan.....1	68-67-68-65	268	\$90,000.00
Nick Watney.....2	72-63-64-71	270	54,000.00
James Driscoll.....3	68-66-70-68	272	34,000.00
Chris Tidland.....4	65-72-64-72	273	24,000.00
Ryan Armour.....T5	67-67-69-71	274	17,562.50
Scott Gutschewski.....T5	71-69-66-68	274	17,562.50
Bryce Molder.....T5	64-70-69-71	274	17,562.50
Tim Wilkinson (Q).....T5	64-69-71-71	274	17,562.50
Franklin Langham.....9	69-72-68-66	275	14,500.00
Rafael Gomez.....T10	71-65-71-69	276	11,083.34
Hunter Haas.....T10	72-69-67-68	276	11,083.34
Brendon de Jonge.....T10	70-70-67-69	276	11,083.33
Mathew Goggin.....T10	70-69-66-71	276	11,083.33
Kelly Sellers.....T10	66-70-68-72	276	11,083.33
Chris Sessler.....T10	66-70-70-70	276	11,083.33
Greg Kraft (Q).....T16	69-68-70-70	277	8,250.00
D.A. Points.....T16	70-66-68-73	277	8,250.00
Jeff Gove.....T18	67-73-68-70	278	6,520.00
Dan Olsen.....T18	68-70-69-71	278	6,520.00

Tom Scherrer.....T18	68-70-69-71	278	\$6,520.00
Jason Schultz.....T18	69-71-68-70	278	6,520.00
Mike Sposa.....T18	70-67-71-70	278	6,520.00
Steven Alker.....T23	69-69-74-67	279	4,285.72
Matthew Jones.....T23	69-72-72-66	279	4,285.72
Brad Ott.....T23	72-69-70-68	279	4,285.72
Scott Gump.....T23	67-73-69-70	279	4,285.71
Eduardo Herrera.....T23	70-68-69-72	279	4,285.71
Ryan Howison.....T23	67-67-73-72	279	4,285.71
Brandt Snedeker.....T23	68-69-69-73	279	4,285.71
Tony Carolan.....T30	70-68-67-75	280	3,250.00
Brad Fabel.....T30	67-68-71-74	280	3,250.00
Stephen Gangluff.....T30	68-72-69-71	280	3,250.00
Troy Matteson.....T30	67-73-72-68	280	3,250.00
Chris Anderson.....T34	67-74-68-72	281	2,800.00
Nick Cassini.....T34	72-68-69-72	281	2,800.00
Jason Gore.....T34	65-68-73-75	281	2,800.00
Jeff Klauk.....T34	68-70-75-68	281	2,800.00
Bubba Watson.....T34	71-70-66-74	281	2,800.00
Ben Bates.....T39	72-69-71-70	282	2,250.00
Shane Bertsch.....T39	71-68-75-68	282	2,250.00
Brad Elder.....T39	70-69-71-72	282	\$2,250.00
Jon Mills.....T39	69-70-70-73	282	2,250.00
Carl Paulson.....T39	68-72-70-72	282	2,250.00
Darron Stiles.....T39	71-66-71-74	282	2,250.00
Matt Bettencourt.....T45	74-67-71-71	283	1,837.50
Justin Bolli.....T45	68-72-67-76	283	1,837.50
Paul Claxton.....T45	72-69-72-70	283	1,837.50
Jess Daley.....T45	70-70-72-71	283	1,837.50
Nathan Green.....T45	67-71-73-72	283	1,837.50
Anthony Painter.....T45	73-67-72-71	283	1,837.50
Chris Nallen.....T51	71-69-74-70	284	1,712.50
Fran Quinn.....T51	69-70-72-73	284	1,712.50
Charles Warren.....53	70-67-71-77	285	1,675.00
Han Lee.....54	71-67-72-76	286	1,650.00
Chris Peddicord (Q).....T55	68-71-71-77	287	1,612.50
Brett Wetterich.....T55	69-72-76-70	287	1,612.50
Gavin Coles.....57	71-70-73-74	288	1,575.00
Bryan Decorso (Q).....58	71-70-70-78	289	1,550.00
Justin Hicks (Q).....59	71-70-75-74	290	1,525.00
Dennis Riedel Jr. (Q).....60	71-67-75-79	292	1,500.00

(Q)=Open Qualifier; (S)=Sponsor Exemption; T= Tie

The following players did not finish: (C=cut, W=withdrew, D=disqualified)

C—142—Aaron Barber, Greg Bruckner, Robin Byrd, Erik Compton, Todd Demsey, Steve Ford, Adam Fox, Mike Grob, Bill Haas, Charley Hoffman, Kevin Johnson, Michael Long, Bryant Odom, Jim Rutledge, Shannon Sykora, Euan Walters, **143**—Doug Barron, Roger Beames, Jason Buha, Jason Caron, Brandon Cobb, Richie Coughlan, Dave Cunningham, David Hearn, Mike Heinen, Bob Heintz, Andy Morse, John Morse, Scott Petersen, Lee Porter, Jeff Quinney, Kenneth Staton, Mike Sullivan, Johnson Wagner, Tyler Williamson, Mark Wilson, **144**—Guy Boros, John Connelly, Scott Dunlap, Paul Gow, Scott Harrington, Steve Haskins, Bradley Hughes, Geoffrey Sisk, Sonny Skinner, Vance Veazey, David von Hoffman, **145**—Robin Freeman, Ryui Imada, David McKenzie, Rick Price, **146**—Tim Balmer, Dave Christensen, Bobby Gage, Pete Jordan, Ted Potter, Jr., **147**—Brad Adamonis, Jeff Freeman, Ryan Hietala, Tripp Isenhour, James Oh, **148**—Mike Donald, Steve Hart, Bill Lunde, Richard Massey, Kyle Thompson, **149**—Doug LaBelle II, **150**—Jimmy Buell, Kelly Gibson, Scott Sterling, **151**—Barry Cheesman, **152**—Gabriel Hjertstedt, Zoran Zoric, **153**—Kris Cox, **W—76**—Patrick Dameron, **73**—Mike Springer, John Elliott, Keoke Cotner, Jody Bellflower, **72**—Ahmad Bateman, **71**—Tom Sipula, **141**—Garrett Willis, **211**—Jason Enloe, **D—219**—Robert Garrigus.

TOURNAMENT HISTORY

Year	Winner	Score	Runner-up	Score	Location	Par/Yards
2003	Craig Bowden.....	270	Chris Couch.....	271	Miccosukee G&CC, Miami FL.....	71/7,200
2004	D.J. Trahan.....	268	Nick Watney.....	270	Miccosukee G&CC, Miami FL.....	71/7,200

72-Hole Record:

268, D.J. Trahan, 2004

18-Hole Record:

62, Jason Dufner, 2003

36-Hole Record:

131, Paul Claxton, 2003

54-Hole Record:

199, Craig Bowden, 2003; 199, Nick Watney, 2004

Nationwide Tour Championship

Presented by Hyundai [31st of 31 official events]



WATNEY



Winner: NICK WATNEY
69-64-71-69 273 (-15) \$112,500

Robert Trent Jones Golf Trail at Capitol Hill (Senator Course)

Prattville, AL

October 28-31, 2004

Purse: \$625,000

Par: 36-36—72

Yards: 7,661

LEADERS: First Round—Darron Stiles was at 7-under 65 and led by one over Jason Caron, Brett Wetterich, Gavin Coles and Euan Walters. Six players were two back.

Second Round—Justin Bolli, at 13-under 131, led by one over Franklin Langham. Nick Watney was two off the pace, and Caron was three back.

Third Round—Watney and Bolli were tied for the lead at 12-under 204. Kevin Stadler was one back. Nathan Green, Ryuji Imada, Wetterich and D. J. Trahan were two off the lead.

CUT: There was no cut. 58 players completed 72 holes.

PRO-AM: Tuesday: David Hearn, 46, \$500. Wednesday: Craig Lile, Jimmy Walker, Jason Caron and D. A. Points, 51, \$287.50 each.

WEATHER: Fog delay of 1:25 to start play Thursday then mostly sunny and warm. High of 87. Winds NW at 5-10 mph. Fog delay to start play (1:12) Friday. Mostly sunny and 87 in the afternoon. Fog again delayed the start of play Saturday (1:55), becoming sunny, breezy and warm. The high temperature reached 87. Winds SW at 5-15 mph. Fog delay to start play Sunday (1:08) then sunny and warm in the afternoon. High of 87.

ORDER OF FINISH

Nick Watney	69-64-71-69	273	\$112,500.00
Brett Wetterich	66-69-71-70	276	67,500.00
Jason Caron	66-68-77-66	277	36,250.00
Franklin Langham	67-65-77-68	277	36,250.00
Justin Bolli	67-64-73-74	278	21,187.50
Mathew Goggin	73-67-68-70	278	21,187.50
Nathan Green	68-69-69-72	278	21,187.50
Brandt Snedeker	73-70-68-67	278	21,187.50
Kevin Stadler	68-67-70-73	278	21,187.50
Jason Schultz	68-71-72-68	279	15,625.00
Darron Stiles	65-72-72-70	279	15,625.00
Kyle Thompson	69-66-72-72	279	15,625.00
David Hearn	75-64-71-70	280	12,500.00
Ryuji Imada	69-67-70-74	280	12,500.00
Jeff Gove	72-67-71-71	281	10,625.00
Bill Lunde	72-67-73-69	281	10,625.00
D. J. Trahan	70-66-70-75	281	10,625.00
Doug LaBelle II	73-70-70-69	282	8,750.00
D. A. Points	70-69-71-72	282	8,750.00

Chris Tidland	T18	68-69-74-71	282	\$8,750.00
Ryan Armour	T21	70-70-71-72	283	6,312.50
John Elliott	T21	73-72-68-70	283	6,312.50
Scott Gump	T21	71-71-70-71	283	6,312.50
Charley Hoffman	T21	70-68-73-72	283	6,312.50
Jon Mills	T21	68-71-71-73	283	6,312.50
Charles Warren	T21	72-69-72-70	283	6,312.50
Jason Buth	T27	69-70-70-75	284	5,062.50
Bradley Hughes	T28	72-72-70-72	286	4,572.92
Brad Ott	T28	73-68-71-74	286	4,572.92
Scott Gutschewski	T28	67-69-74-76	286	4,572.91
Gavin Coles	T31	66-76-72-73	287	4,062.50
Bryce Molder	T31	75-66-73-73	287	4,062.50
Jimmy Walker	T31	74-73-68-72	287	4,062.50
Doug Barron	T34	67-74-74-73	288	3,687.50
Nick Cassini	T34	73-72-71-72	288	3,687.50
Johnson Wagner	T34	72-71-73-72	288	3,687.50
James Driscoll	T37	72-69-74-74	289	3,250.00
Jeff Klauk	T37	67-71-79-72	289	3,250.00
Michael Long	T37	74-72-72-71	289	3,250.00
Scott Petersen	T37	68-71-75-75	289	3,250.00

Steven Alker	T41	73-69-77-71	290	\$2,812.50
Scott Dunlap	T41	73-70-77-70	290	2,812.50
Euan Walters	T41	66-71-73-80	290	2,812.50
Troy Matteson	T44	72-73-72-74	291	2,562.50
Chris Anderson	T45	72-73-73-74	292	2,468.75
Rick Price	T45	75-70-72-75	292	2,468.75
Dave Christensen	T47	71-73-73-76	293	2,375.00
Paul Gow	T48	74-67-74-79	294	2,281.25
Vance Veazey	T48	76-72-72-74	294	2,281.25
Ben Bates	T50	67-72-78-78	295	2,203.13
Anthony Painter	T50	72-66-74-83	295	2,203.12
Brendan Jones	T52	74-72-77-73	296	2,156.25
David McKenzie	T53	73-75-75-75	298	2,125.00
Bubba Watson	T54	76-70-78-76	300	2,093.75
Jeff Quinney	T55	74-73-78-77	302	2,046.88
Hunter Haas	T55	76-74-72-80	302	2,046.87
Shane Bertsch	T57	77-73-76-77	303	2,000.00
Craig Lile	T58	78-73-74-79	304	1,968.75

(Q)=Open Qualifier; (S)=Sponsor Exemption; T= Tie

The following players did not finish: (W=withdrew)

W—224-Tom Scherrer.

TOURNAMENT HISTORY

Year	Winner	Score	Runner-up	Score	Location	Par/Yards
NIKE TOUR CHAMPIONSHIP						
1993	David Duval	277	Danny Briggs	278	Pumpkin Ridge GC, Cornelius, OR	72/6,839
1994	Mike Schuchart	277	Emlyn Aubrey	278	Pumpkin Ridge GC, Cornelius, OR	72/6,839
			Jeff Cook			
			Lee Rinker			
1995	Allen Doyle*	283	John Maginnes	283	Settindown Creek GC, Roswell, GA	72/7,024
1996	Stewart Cink	281	David Berganio, Jr.	285	Settindown Creek GC, Roswell, GA	72/7,024
1997	Steve Flesch	278	Chris Smith	282	Grand National GC, Opelika, AL	72/7,169
1998	Bob Burns	283	Jeff Gove	286	Magnolia Grove Crossings Course, Mobile, AL	72/7,154
1999	Bob Heintz*	283	Marco Dawson	283	Highland Oaks GC, Dothan, AL	72/7,407
BUY.COM TOUR CHAMPIONSHIP						
2000	Spike McRoy	272	Briny Baird	277	Highland Oaks GC, Dothan, AL	72/7,407
2001	Pat Bates	284	Tom Carter	287	The Senator Course, Prattville, AL	72/7,656
			Brenden Pappas			
2002	Patrick Moore~	206	Steven Alker	208	The Senator Course, Prattville, AL	72/7,685
			Mike Heinen			
			Jeff Klauk			
NATIONWIDE TOUR CHAMPIONSHIP PRESENTED BY U.S. FOODSERVICE						
2003	Chris Couch	270	D. J. Brigman	273	The Senator Course, Prattville, AL	72/7,661
NATIONWIDE TOUR CHAMPIONSHIP PRESENTED BY HYUNDAI						
2004	Nick Watney	273	Brett Wetterich	276	The Senator Course, Prattville, AL	72/7,661

Key: * = Playoff ~ = Weather-shortened

72-Hole Record:

270, Chris Couch, 2003

Tournament and Current Course 18-Hole Record:

63, Jay Delsing, 2002

36-Hole Record:

131, Justin Bolli, 2004

54-Hole Record:

198, Chris Couch, 2003

2004 PGA TOUR Qualifying Tournament

[Unofficial event]



DAVIS



Winner: BRIAN DAVIS
72-65-67-69-68-74 415 (-17) \$50,000

PGA West

La Quinta, CA

December 1-6, 2004

Purse: \$1,187,500
TPC Stadium Course (Host Course)
Par: 36-36—72
Yards: 7,300
Jack Nicklaus Tournament Course
Par: 36-36—72
Yards: 7,204

1,240 players participated in the 2004 PGA TOUR Qualifying Tournament. Twelve first- and six second-stage regionals were held to reduce the field. A total of 169 players competed in the final qualifying stage, which consisted of six rounds with no cut.

The top 30 players and ties (a total of 35 players) received PGA TOUR cards for 2005. The next 51 finishers earned fully exempt Nationwide Tour cards for 2005, and the remainder of the field received conditional Nationwide Tour status.

Nine players qualified by making it through all three stages — Rob Rashell, Sean O'Hair, Greg Owen, Matt Davidson, Jason Allred, Joey Snyder III, Mario Tiziani, Charlie Wi and Will MacKenzie.

ORDER OF FINISH

Brian Davis	1	72-65-67-69-68-74	415	\$50,000.00
Rob Rashell	2	68-68-70-67-74-69	416	40,000.00
Danny Briggs	3	74-73-69-66-69-68	419	35,000.00
Paul Claxton	14	71-70-71-71-70-67	420	26,500.00
John Elliott	14	70-73-65-71-68-73	420	26,500.00
Bill Glasson	14	72-71-68-70-68-71	420	26,500.00
Sean O'Hair	14	70-71-68-72-71-68	420	26,500.00
Greg Owen	14	72-64-70-69-72-73	420	26,500.00
Jason Bohm	19	71-74-71-66-69-70	421	25,000.00
Roland Thatcher	19	73-70-66-71-71-70	421	25,000.00
Matt Davidson	111	73-71-65-70-72-71	422	25,000.00

D.J. Trahan	T11	67-69-73-72-74-67	422	\$25,000.00
Jason Allred	T13	71-69-73-71-70-69	423	25,000.00
Jeff Brehaut	T13	71-68-61-72-78-73	423	25,000.00
D.J. Brigrman	T13	69-79-74-66-69-66	423	25,000.00
Jim Carter	T13	70-72-71-67-70-73	423	25,000.00
Carl Paulson	T13	72-72-69-66-72-72	423	25,000.00
Phillip Price	T13	67-69-71-72-73-71	423	25,000.00
Joey Snyder III	T13	70-72-69-73-65-74	423	25,000.00
Dean Wilson	T13	68-70-69-73-71-72	423	25,000.00
David Hearn	T21	73-64-73-70-67-77	424	25,000.00
Bob Heintz	T21	69-71-72-76-64-72	424	25,000.00
Hidetoshi Tanihara	T21	72-70-69-75-70-68	424	25,000.00
Mario Tiziani	T21	70-67-72-76-68-71	424	25,000.00

Omar Uresti	T21	68-68-68-75-73-72	424	\$25,000.00
Craig Barlow	T26	80-65-69-73-68-70	425	25,000.00
Doug Barron	T26	73-71-70-72-70-69	425	25,000.00
Tom Gillis	T26	73-75-68-70-68-71	425	25,000.00
Lucas Glover	T26	69-71-73-71-70-71	425	25,000.00
Jeff Hart	T26	72-72-74-64-71-72	425	25,000.00
J.P. Hayes	T26	74-71-72-71-70-67	425	25,000.00
Scott Hend	T26	69-70-73-71-70-72	425	25,000.00
Will MacKenzie	T26	72-70-68-68-70-77	425	25,000.00
Charlie Wi	T26	68-72-73-70-74-68	425	25,000.00
Mark Wilson	T26	71-70-69-77-69-69	425	25,000.00

The following 51 players earned fully exempt 2005 Nationwide Tour status as the next number of finishers nearest 50 after the Qualifying Tournament graduates:

Olin Browne	T36	73-72-72-70-66-73	426	\$5,000.00	Sean Pacetti	T48	77-70-71-65-70-75	428	\$5,000.00	Scott Gardiner	T67	74-66-69-73-71-77	430	\$5,000.00
Bob Burns	T36	67-73-78-70-69-69	426	5,000.00	Scott Petersen	T48	75-69-73-71-73-67	428	5,000.00	Doug LaBelle II	T67	70-74-71-75-70-70	430	5,000.00
Kyle Gallo	T36	70-70-74-72-66-74	426	5,000.00	Dicky Pride	T48	70-74-70-72-70-72	428	5,000.00	Steve Pleis	T67	73-69-77-74-66-71	430	5,000.00
David McKenzie	T36	72-64-72-75-72-71	426	5,000.00	Bob Weekley	T48	72-71-79-68-71-67	428	5,000.00	Scott Simpson	T67	71-73-71-75-74-66	430	5,000.00
Tim O'Neal	T36	68-74-70-74-70-70	426	5,000.00	Tyler Williamson	T48	71-71-74-74-67-71	428	5,000.00	Jerry Smith	T67	74-69-71-69-72-75	430	5,000.00
Tjaart van der Walt	T36	69-71-66-74-74-72	426	5,000.00	Nick Cassini	T58	70-69-74-75-70	429	5,000.00	Mike Sposa	T67	70-72-73-75-72-68	430	5,000.00
Scott Weatherly	T36	68-73-73-66-76-70	426	5,000.00	Kevin Durkin	T58	71-73-76-72-67-70	429	5,000.00	Tim Wilkinson	T67	71-75-70-73-73-68	430	5,000.00
Joel Edwards	T43	70-73-67-74-70-73	427	5,000.00	Danny Ellis	T58	72-73-72-70-71-71	429	5,000.00	Arjun Atwal	T77	70-71-70-70-77-73	431	5,000.00
Bill Haas	T43	75-68-70-70-73-71	427	5,000.00	Hiroki Fujita	T58	68-73-71-71-74-72	429	5,000.00	Aaron Barber	T77	68-77-71-67-75-73	431	5,000.00
Richard S. Johnson	T43	74-70-70-70-69-74	427	5,000.00	Per-Ulrik Johansson	T58	73-69-70-73-70-74	429	5,000.00	Shane Bertsch	T77	71-77-73-72-72-66	431	5,000.00
Jim Rutledge	T43	69-73-72-73-71-69	427	5,000.00	Troy Matteson	T58	74-70-74-65-76-70	429	5,000.00	Jaxon Brigrman	T77	71-73-73-70-73-71	431	5,000.00
Paul Stankowski	T43	72-73-71-68-74-69	427	5,000.00	Tom Scherrer	T58	74-73-74-69-70-69	429	5,000.00	Chad Collins	T77	69-74-71-75-71-71	431	5,000.00
Guy Boros	T48	73-71-73-70-70-71	428	5,000.00	Brian Smock	T58	70-75-73-69-73-69	429	5,000.00	Keoke Cotner	T77	67-74-67-74-74-75	431	5,000.00
Russ Cochran	T48	71-73-68-71-72-73	428	5,000.00	Kyle Thompson	T58	72-73-73-69-71-71	429	5,000.00	Jim McGovern	T77	73-70-71-75-69-73	431	5,000.00
Joel Kribel	T48	70-74-72-72-69-71	428	5,000.00	Jeremy Anderson	T67	71-72-68-76-72-71	430	5,000.00	Alan McLean	T77	73-74-72-70-73-69	431	5,000.00
Steve Larick	T48	77-69-73-72-67-70	428	5,000.00	Brendon de Jonge	T67	69-75-72-70-75-69	430	5,000.00	David Morland IV	T77	72-70-71-71-69-78	431	5,000.00
Dan Olsen	T48	70-65-67-76-75-75	428	5,000.00	Jeff Freeman	T67	72-75-74-74-69-66	430	5,000.00	Jason Schultz	T77	76-77-72-67-74-65	431	5,000.00

The following players are non-exempt members of the 2005 Nationwide Tour:

Ben Bates	T87	71-73-71-76-70-71	432	Robert Garrigus	T111	80-71-74-69-73-69	436	Jay Delsing	T138	71-74-80-68-74-74	441
Dave Cunningham	T87	72-72-76-71-72-69	432	Kevin Gessino-Kraft	T111	80-72-76-66-69-73	436	Charley Hoffman	T138	73-78-70-74-72-74	441
Jason Enloe	T87	73-71-75-69-72-72	432	Scott Gump	T111	66-74-76-72-68-80	436	Chris Nallen	T138	74-77-81-70-72-67	441
Jeff Gove	T87	73-70-72-72-70-75	432	Ryan Hietala	T111	71-77-76-71-70-71	436	Todd Pinneo	T138	77-75-73-69-77-70	441
Fran Quinn	T87	70-70-70-75-70-77	432	Andrew Johnson	T111	76-71-74-71-73-71	436	Ewan Porter	T143	70-77-76-74-78-67	442
Scott Sterling	T87	72-71-71-79-71-68	432	Cameron Percy	T111	74-72-76-71-72-71	436	Warren Schutte	T143	72-78-71-73-79-69	442
Vance Veazey	T87	71-73-74-68-73-73	432	Jeff Quinney	T111	73-76-76-68-74-69	436	Scott Parel	T145	70-77-70-71-79-77	444
Brian Watts	T87	73-72-69-74-71-73	432	Joseph Alfieri	T120	71-79-74-70-70-73	437	Chad Wilfong	T145	72-80-73-72-76-71	444
Chris Wollmann	T87	71-71-77-72-70-71	432	Billy Harvey	T120	71-74-72-68-75-77	437	Jeff Burns	T147	76-75-81-70-74-69	445
Craig Bowden	T96	75-69-69-76-74-70	433	Steve Haskins	T120	71-73-75-72-71-75	437	Jason Caron	T147	72-76-79-74-74-70	445
Jamie Broce	T96	70-71-75-71-72-74	433	Brad Ott	T120	75-72-71-72-75-72	437	Kim Felton	T147	76-75-72-69-81-72	445
Chris Kamin	T96	75-70-75-72-73-68	433	Jon Rusk	T120	74-73-74-75-71-70	437	Justin Hicks	T147	71-72-77-78-75-72	445
Cliff Kresge	T96	72-77-72-70-73-69	433	Esteban Toledo	T120	70-67-72-79-72-77	437	Todd Rossetti	T147	76-69-80-72-75-73	445
Martin Laird	T96	74-74-73-71-76-65	433	Richie Coughlan	T126	73-71-74-74-72-74	438	David Carter	T152	78-69-77-72-71-79	446
Chris Tidland	T96	74-72-77-69-70-71	433	Glen Day	T126	74-74-70-73-75-72	438	Carl Desjardins	T152	72-72-75-77-72-78	446
Dan Forsman	T102	70-74-71-74-78-67	434	Jason Gore	T126	74-69-73-75-75-72	438	Jim Gallagher, Jr.	T154	71-79-79-76-72-70	447
Brian Kortan	T102	68-70-77-71-77-71	434	Tom Johnson	T126	79-63-76-75-69-76	438	Dave Christensen	T155	71-72-71-76-80-78	448
John E. Morgan	T102	71-69-73-76-74-71	434	Steve Runge	T126	70-73-74-74-78-69	438	Paul Curry	T155	76-76-74-75-76-71	448
Brent Schwarzrock	T102	76-66-70-74-78-70	434	Chris Blanks	T131	76-75-75-73-69-71	439	Alex Rodger	T155	77-73-61-70-76-71	448
Johnson Wagner	T102	76-73-71-73-73-68	434	Craig Carmichael	T131	73-69-74-71-74-78	439	Alex Aragon	T158	68-73-75-79-83-72	450
Matt Weibring	T102	77-69-73-67-78-70	434	Tripp Isenhour	T131	71-73-73-73-75-74	439	Dustin White	T159	71-81-74-74-79-72	451
Mark Wurtz	T102	68-73-73-71-72-77	434	Kenneth Statton	T131	72-76-76-70-73-72	439	Jeff Klauk	T160	71-74-76-75-80-78	454
Jay Don Blake	T109	72-71-73-74-74-71	435	Sean Whiffin	T131	73-73-72-74-73-74	439	Payton Osborn	T160	76-76-84-72-74-72	454
Mark Kuchar	T109	71-73-73-73-75-70	435	Keith Huber	T136	70-72-74-74-76-74	440	Brian Henninger	T162	73-76-79-69-79-80	456
Jason Buha	T111	70-71-71-79-75-70	436	Will Moore	T136	71-70-76-74-75-74	440	Keith Nolan	T163	76-82-83-73-73-73	460
Bubba Dickerson	T111	68-72-73-74-76-73	436	Ryan Armour	T138	73-72-72-74-74-76	441	Tim Turpen	T164	71-77-81-81-79-72	461

The following players did not finish (W=withdrew, D=disqualified)

W—David Peoples, 303—Steve Collins, 293—Soren Kjeldsen, 367—Mathew Goggins. D—144—S.K. Ho, 363—Ken Green.

2004 PGA TOUR Qualifying Tournament [Unofficial event]

TOURNAMENT HISTORY

Year	Medalist	Cards Granted	Applicants	Final Field	Format	Location
PGA TOUR QUALIFYING TOURNAMENT						
1965	John Schlee	17	49	49	144 holes	PGA National GC, Palm Beach Gardens, FL
1966	Harry Toscano	32	99	99	144 holes	PGA National GC, Palm Beach Gardens, FL
1967	Bobby Cole	30	111	111	144 holes	PGA National GC, Palm Beach Gardens, FL
1968 (Spring)	Bob Dickson	15	81	81	144 holes	PGA National GC, Palm Beach Gardens, FL
1968 (Fall)	Grier Jones	30	79	79	144 holes	PGA National GC, Palm Beach Gardens, FL
1969 (Spring)	Bob Eastwood	15	91	91	144 holes	PGA National GC, Palm Beach Gardens, FL
1969 (Fall)	Doug Olson	12	182	48	144 holes	PGA National GC, Palm Beach Gardens, FL
1970	Robert Barbarossa	18	250	60	72 holes, after nine 54-hole District Qualifiers	Tucson CC, Tucson, AZ
1971	Bob Zender	23	357	75	108 holes, after three 72-hole Regional Qualifiers	PGA National GC, Palm Beach Gardens, FL
1972	Larry Stubblefield/ John Adams	25	468	81	108 holes, after three 72-hole Regional Qualifiers	Silverado CC, Napa, CA
1973	Ben Crenshaw	23	373	78	144 holes, after three 72-hole Regional Qualifiers	Perdido Bay CC, Pensacola, FL Dunes GC, N. Myrtle Beach, SC
1974	Fuzzy Zoeller	19	447	78	144 holes, after three 72-hole Regional Qualifiers	Silverado CC, Napa CA Canyon CC, Palm Springs, CA
1975 (Spring)	Joey Dills	13	233	233	108 holes	Bay Tree Plantation, N. Myrtle Beach, SC
1975 (Fall)	Jerry Pate	25	380	380	108 holes	Walt Disney World, Lake Buena Vista, FL
1976 (Spring)	Bob Shearer	15	276	276	108 holes	Bay Tree Plantation, N. Myrtle Beach, SC
1976 (Fall)	Woody Blackburn Keith Fergus	29	349	349	108 holes	Rancho Viejo CC, Brownsville, TX Valley International CC, Brownsville, TX
1977 (Spring)	Phil Hancock	26	408	408	108 holes	Pinehurst CC, Pinehurst, NC
1977 (Fall)	Ed Fiori	34	660	144	72 holes, after Sectional Qualifiers	Pinehurst CC, Pinehurst, NC
1978 (Spring)	Wren Lum	28	502	150	72 holes, after five 72-hole Regional Qualifiers	U. of New Mexico GC, Albuquerque, NM
1978 (Fall)	Jim Thorpe/ John Fought	27	606	120	72 holes, after five 72-hole Regional Qualifiers	Waterwood National CC, Huntsville, TX
1979 (Spring)	Terry Mauney	25	521	150	72 holes, after five 72-hole Regional Qualifiers	Pinehurst CC, Pinehurst, NC
1979 (Fall)	Tom Jones	27	652	120	72 holes, after five 72-hole Regional Qualifiers	Waterwood National CC, Huntsville, TX
1980 (Spring)	Jack Spradlin	27	553	150	72 holes, after five 72-hole Regional Qualifiers	Pinehurst CC, Pinehurst, NC
1980 (Fall)	Bruce Douglass	27	621	120	72 holes, after five 72-hole Regional Qualifiers	Fort Washington G&CC, Fresno, CA
1981 (Spring)	Billy Glisson	25	556	150	72 holes, after five 72-hole Regional Qualifiers	Walt Disney World Golf Resort, Lake Buena Vista, FL
1981 (Fall)	Robert Thompson/ Tim Graham	34	513	120	72 holes, after six 72-hole Regional Qualifiers	Waterwood National CC, Huntsville, TX
1982	Donnie Hammond	50	696	200	108 holes, after eight Regional Qualifiers	TPC at Sawgrass, Ponte Vedra, F Sawgrass CC, Ponte Vedra, FL
1983	Willie Wood	57	624	144	108 holes, after nine Regional Qualifiers	TPC at Sawgrass, Ponte Vedra, FL
1984	Paul Azinger	50	800	160	108 holes, after 10 Regional Qualifiers	La Quinta Hotel and GC Mission Hills CC, La Quinta, CA
1985	Tom Sieckmann	50	825	162	108 holes, after 11 Regional Qualifiers	Grenelefe Resort, Haines City, FL
1986	Steve Jones	53	750	186	108 holes, after 14 Regionals	PGA West (Stadium Course) La Quinta, CA La Quinta Hotel Golf & Tennis Resort (Dunes Course) Matanzas Woods GC
1987	John Huston	54	800	183	108 holes, after 11 Regionals	Pine Lakes CC, Palm Coast, FL La Quinta Hotel (Dunes Course)
1988	Robin Freeman	52	750	183	108 holes after 11 Regionals	PGA West Jack Nicklaus Resort Course; La Quinta, CA
1989	David Peoples	59	825	180	108 holes, after 11 Regionals	TPC at The Woodlands, The Woodlands, TX
1990	Duffy Waldorf	49	835	182	108 holes, after 11 Regionals	La Quinta Hotel (Dunes Course) PGA West (Nicklaus Course), La Quinta, CA
1991	Mike Standly	48	850	181	108 holes after 12 Regionals	Grenelefe Resort, Haines City, FL
1992	Massy Kuramoto Skip Kendall Brett Ogle Perry Moss Neale Smith	43	800	186	108 holes after 13 Regionals	TPC at The Woodlands, The Woodlands, TX
1993	Ty Armstrong Dave Stockton, Jr. Robin Freeman	46	800	191	108 holes after 13 Regionals	La Quinta Hotel (Dunes Course) PGA West Jack Nicklaus Resort Course La Quinta, CA
1994	Woody Austin	46	1000	185	108 holes after 13 Regionals	Grenelefe Resort, Haines City, FL
1995	Carl Paulson	42	1000	190	108 holes after 15 Regionals	Bear Lakes CC (Lakes and Links Courses) West Palm Beach, FL
1996	Allen Doyle	49	1153	188	90 holes after 17 Regionals	La Purisma GC, Lompoc, CA Sandpiper GC, Goleta, CA
1997	Jimmy Johnston Scott Verplank	38	1200	168	108 holes after 17 Regionals	Grenelefe Resort (West and South Courses) Grenelefe, FL
1998	Mike Weir	41	1100	169	108 holes after 19 Regionals	PGA West (Weiskopf Private Course) La Quinta Resort (Dunes Course)
1999	Blaine McCallister	40	1100	169	108 holes after 19 Regionals	Doral Golf Resort & Spa (Gold Course and Silver Course)
2000	Stephen Allan	36	1100	169	108 holes after 18 Regionals	PGA West (Nicklaus Tournament and Private Courses) La Quinta, CA
2001	Pat Perez	36	1200	167	108 holes after 18 Regionals	Bear Lakes CC (Lakes and Links Courses) West Palm Beach, FL
2002	Jeff Brehaut	38	1300	170	108 holes after 13 Regionals	PGA West (TPC Stadium and Nicklaus Courses) La Quinta, CA
2003	Mathias Gronberg	34	1200	170	108 holes after 19 Regionals	Orange County National (Panther Lake and Crooked Cat Courses) Winter Garden, FL
2004	Brian Davis	35	1240	169	108 holes after 18 Regionals	PGA West (TPC Stadium and Nicklaus Courses) La Quinta, CA

Key: ~ Tournament shortened to 90 holes because of continuing rain and unplayable course conditions

NOTE: The American Professional Golfers also held a School in the fall of 1968, graduating 21. The 144-hole competition was played at Doral CC. The medalist was Martin Roesink.

Result of Events No Longer on Schedule

AMARILLO OPEN

BEN HOGAN AMARILLO OPEN

1990	Lindy Miller	200	John Daly	202	Amarillo CC, Amarillo, TX	70/6,500
			Andy Dillard			
			Kevin Leach			
			Brian Watts			

GREATER AUSTIN OPEN

NIKE GREATER AUSTIN OPEN

1997	Eric Booker~	140	Brian Kamm	141	The Hills CC, Austin, TX	72/6,954
1998	Michael Allen	280	Gene Sauers	282	The Hills CC, Austin, TX	72/6,954
			Chris Zambri			

BAKERSFIELD OPEN

BEN HOGAN BAKERSFIELD OPEN

1990	Mike Springer	209	David Tentis	211	Bakersfield CC,	72/6,819
					Bakersfield, CA	
1991	Olin Browne	207	Robert Friend	211	Bakersfield CC,	72/6,819
			Ron Streck		Bakersfield, CA	
1992	Tom Garner	205	Steve Lowery	207	Seven Oaks CC,	72/7,119
					Bakersfield, CA	

NIKE BAKERSFIELD OPEN

1993	Clark Dennis*	202	Jim Fuyk	202	Seven Oaks CC,	72/7,119
			Sonny Skinner		Bakersfield, CA	

BATON ROUGE OPEN

BEN HOGAN BATON ROUGE OPEN

1990	Dicky Thompson	209	Carl Cooper	211	CC of Louisiana,	72/6,989
			Dick Mast		Baton Rouge, LA	
			Jim McGovern			
			Greg Whisman			

BUFFALO OPEN

BEN HOGAN BUFFALO OPEN

1990	Jeff Maggert*	204	Carl Cooper	204	Brierwood CC,	72/7,031
			Greg Ladehoff		Hamburg, NY	
(No tournament from 1991-94)						
1995	Jerry Kelly	274	Tim Simpson	275	Brierwood CC,	72/7,031
					Hamburg, NY	
1996	Jimmy Green*	276	Jeff Gove	276	Brierwood CC,	72/7,031
					Hamburg, NY	

CENTRAL NEW YORK CLASSIC

BEN HOGAN CENTRAL NEW YORK CLASSIC

1990	Tom Garner	207	Ed Humenik	208	Seven Oaks GC,	72/7,261
			Brian Watts		Hamilton, NY	
			Andrew Morse			

COLORADO CLASSIC

NIKE COLORADO CLASSIC

1996	Stewart Cink	268	Michael Christie	269	Riverdale GC (Dunes),	71/7,063
			David Berganio, Jr.		Brighton, CO	
1997	Pat Bates	267	J.L. Lewis	268	Riverdale GC (Dunes),	71/7,116
					Brighton, CO	

DAYTON OPEN

NIKE DAYTON OPEN

1999	John Wilson	268	Brian Tennyson	269	The GC at Yankee Trace,	72/7,139
					Centerville, OH	

BUY.COM DAYTON OPEN

2000	Ian Leggatt*	276	Chris Smith	276	The GC at Yankee Trace,	72/7,139
					Centerville, OH	
2001	Todd Barranger	262	Bo Van Pelt	263	The GC at Yankee Trace,	72/7,139
					Centerville, OH	

DAYTON OPEN PRESENTED BY DAYTON AREA TOYOTA DEALERS

2002	Jason Buha	265	Todd Barranger	268	The GC at Yankee Trace,	72/7,139
			Marco Dawson		Centerville, OH	
2003	Guy Boros	265	Zach Johnson	268	The GC at Yankee Trace,	72/7,139
					Centerville, OH	

DEER CREEK OPEN

BEN HOGAN DEER CREEK OPEN

1990	Trevor Dodds	206	Jeff Maggert	207	Deer Creek GC,	72/6,842
			Eric Manning		Overland Park, KS	
			Dennis Trixler			

ELIZABETHTOWN OPEN

BEN HOGAN ELIZABETHTOWN OPEN

1990	Dicky Thompson*	205	Jeff Maggert	205	Pine Valley CC,	72/6,597
					Elizabethtown, KY	
1991	Ricky Smallridge	201	Jerry Foltz	206	Pine Valley CC,	72/6,597
					Elizabethtown, KY	

Key: * = Playoff ~ = Weather-shortened

EL PASO OPEN

BEN HOGAN EL PASO OPEN

1990	Mike Springer	204	Robert Friend	206	Coronado CC, El Paso, TX	70/6,500
1991	Rick Todd	202	Tom Eubank	203	Coronado CC, El Paso, TX	70/6,500

FLORIDA CLASSIC

NIKE FLORIDA CLASSIC

1999	Richard Johnson	270	Bobby Wadkins	272	Gainesville CC,	71/6,936
					Gainesville, FL	

BUY.COM FLORIDA CLASSIC

2000	Fran Quinn	271	Mark Hensby	274	Gainesville CC,	71/6,936
					Gainesville, FL	
2001	Chris Couch	269	Chad Campbell	270	Gainesville CC,	71/6,936
					Gainesville, FL	

FORT WAYNE OPEN

BEN HOGAN FORT WAYNE OPEN

1990	Dick Mast	197	Jim McGovern	200	Orchard Ridge GC,	71/6,120
					Fort Wayne, IN	
1991	Robert Friend*	201	Jerry Anderson	201	Orchard Ridge GC,	71/6,120
			Dennis Trixler		Fort Wayne, IN	
1992	Russell Beiersdorf*	200	Chris Anderson	200	Brookwood GC,	72/6,713
					Fort Wayne, IN	

FRESNO OPEN

BEN HOGAN FRESNO OPEN

1992	Mike Springer	206	Pete Jordan	207	Fort Washington CC,	72/6,638
					Fresno, CA	

GATEWAY CLASSIC

NIKE GATEWAY CLASSIC

1994	Brad Fabel	279	Jim Carter	280	Lake Forest G&CC,	72/7161
			Chris Perry		Lake Saint Louis, MO	
1995	Chris Smith ~*	203	Glen Hnatiuk	203	Lake Forest G&CC,	72/7161
					Lake Saint Louis, MO	
1996	Tim Conley*	278	Javier Sanchez	278	Lake Forest G&CC,	72/7161
					Lake Saint Louis, MO	

NIKE ST. LOUIS GOLF CLASSIC

1997	Todd Gleaton	261	Arden Knoll	264	The Missouri Bluffs GC,	71/7047
					St. Charles, MO	
1998	Chris Starkjohann	263	Notah Begay III	264	The Missouri Bluffs GC,	71/7047
					St. Charles, MO	

GATEWAY OPEN

BEN HOGAN GATEWAY OPEN

1990	Ted Tryba*	209	John Daly	209	Gateway CC, Fort Myers, FL	72/6,974
			Bruce Fleisher			
1991	Gary McCord	205	Paul Trittler	210	Gateway CC, Fort Myers, FL	72/6,974
			Rocky Walcher			
			Tom Garner			

GREATER CLEVELAND OPEN

BEN HOGAN QUAIL HOLLOW OPEN

1990	Barry Cheesman	207	Kim Young	209	Quail Hollow CC (Devlin)	72/6,712
					Concord, OH	

BEN HOGAN CLEVELAND OPEN

1991	Jeff Gallagher	201	Tom Lehman	202	Quail Hollow CC (Devlin)	72/6,712
			Doug Martin		Concord, OH	
1992	David Jackson	199	Dave Miley	202	Quail Hollow CC (Devlin)	72/6,712
			Mike Putnam		Concord, OH	

NIKE CLEVELAND OPEN

1993	Stan Utley	271	Jerry Kelly	274	Quail Hollow CC (Devlin)	72/6,712
					Concord, OH	
1994	Tommy Armour III*	275	Scott Gump	275	Quail Hollow CC (Devlin)	72/6,712
			Tom Scherrer		Concord, OH	
1995	Karl Zoller*	274	Larry Silveira	274	Quail Hollow CC (Devlin)	72/6,712
					Concord, OH	
1996	Greg Twiggs	270	Jimmy Johnston	271	Quail Hollow CC (Devlin)	72/6,712
					Concord, OH	
1997	Mike Small	270	Patrick Sheehan	271	Quail Hollow CC (Devlin)	72/6,712
					Concord, OH	
1998	Doug Dunakey	270	Dennis Paulson	271	Quail Hollow CC (Devlin)	72/6,712
					Concord, OH	
1999	Matt Gogel*	273	Casey Martin	273	Quail Hollow CC (Devlin)	72/6,724
					Concord, OH	

BUY.COM GREATER CLEVELAND OPEN

2000	Deane Pappas	273	Tjaart van der Walt	274	Quail Hollow CC (Devlin)	72/6,799
					Concord, OH	
2001	Heath Slocum	267	Ryuji Imada	268	Quail Hollow CC (Devlin)	72/6,712
					Concord, OH	

Result of Events No Longer on Schedule (cont.)

GREENSBORO OPEN

NIKE GREENSBORO OPEN

1998	Joe Ogilvie.....266	Chris Zambri270	Sedgefield CC, Greensboro, NC	70/6,737
1999	Shaun Micheel269	Garrett Willis.....270	Sedgefield CC, Greensboro, NC	70/6,737

BUY.COM GREENSBORO OPEN

2000	Kent Jones.....263	Charles Howell (a).....266	Sedgefield CC, Greensboro, NC	70/6,737
		Jay Hobby		

HAWKEYE OPEN

BEN HOGAN HAWKEYE OPEN

1991	Olin Browne.....199	John Ross201	Finkbine GC, Iowa City, IA	71/6,692
		Ted Tryba		
1992	John Dowdall134	Kevin Sutherland.....135	Finkbine GC, Iowa City, IA	71/6,732

NIKE HAWKEYE OPEN

1993	Dave Stockton, Jr.200	Mike Heinen204	Finkbine GC, Iowa City, IA	71/6,732
------	----------------------------	----------------------	----------------------------	----------

LAKE CITY CLASSIC

BEN HOGAN LAKE CITY CLASSIC

1990	Jim McGovern*202	David Toms202	Lake City CC, Lake City, FL	72/6,843
1991	Don Reese198	Roger Rowland199	Lake City CC, Lake City, FL	72/6,843
1992	Tim Loutstalot206	Jack Larkin.....207	Lake City CC, Lake City, FL	72/6,843

LAKELAND CLASSIC

NIKE LAKELAND CLASSIC

1997	Ryan Howison269	Mark Carnevale272	Grasslands G&CC, Lakeland, FL	72/7,040
1998	Casey Martin269	Steve Lamontagne270	Grasslands G&CC, Lakeland, FL	72/7,040
1999	Ryan Howison275	Glen Hnatiuk276	Grasslands G&CC, Lakeland, FL	72/7,040
		Jim McGovern		
		Shaun Micheel		

BUY.COM LAKELAND CLASSIC

2000	Donnie Hammond272	Jeff Gallagher273	Grasslands G&CC, Lakeland, FL	72/7,040
		Tom Kalinowski		

LEHIGH VALLEY OPEN

NIKE LEHIGH VALLEY OPEN

1998	Eric Booker*271	Notah Begay III271	Center Valley Club, Center Valley, PA	72/6,953
1999	Mathew Goggin.....270	Matt Gogel272	Center Valley Club, Center Valley, PA	72/6,924

MACON OPEN

BEN HOGAN MACON OPEN

1990	Ed Humenik205	Rick Pearson206	River North CC, Macon, GA	72/6,644
		Roger Rowland		
1991	P.H. Horgan III*201	Mike Miles201	River North CC, Macon, GA	72/6,644
1992	Brian Henninger.....205	Ted Tryba206	River North CC, Macon, GA	72/6,644

NIKE CENTRAL GEORGIA OPEN

1993	Sean Murphy*271	Doug Martin271	River North CC, Macon, GA	72/6,714
1994	Rick Pearson*273	Bill Murchison273	River North CC, Macon, GA	72/6,714
		Danny Briggs		
		Charlie Rymer		
1995	Matt Peterson268	Jeff Barlow270	River North CC, Macon, GA	72/6,714

MIAMI VALLEY OPEN

NIKE MIAMI VALLEY OPEN

1993	Emlyn Aubrey.....202	Larry Silveira206	Heatherwoode GC, Springboro, OH	71/6,730
1994	Tommy Armour III266	Jim Carter269	Heatherwoode GC, Springboro, OH	71/6,730
1995	Stan Utley264	Jon Hough268	Heatherwoode GC, Springboro, OH	71/6,730
		Steve Jurgensen		
1996	J.P. Hayes.....265	Lee Porter267	Heatherwoode GC, Springboro, OH	71/6,730
		Greg Whisman		
1997	Trevor Dodds262	Joe Daley268	Heatherwoode GC, Springboro, OH	71/6,730
1998	Craig Bowden264	Doug Dunakey266	Heatherwoode GC, Springboro, OH	70/6,691
		Ryan Howison		

MISSISSIPPI GULF COAST CLASSIC

BEN HOGAN MISSISSIPPI GULF COAST CLASSIC

1990	Dick Mast*137	Rick Pearson137	Windance CC, Gulfport, MS	72/6,670
1991	Tom Lehman*137	Tim Straub137	Windance CC, Gulfport, MS	72/6,670
		John Wilson		
1992	Glen Hnatiuk207	Mike Donald208	Windance CC, Gulfport, MS	72/6,670
		John Flannery		
		Bruce Zabriski		

MISSISSIPPI GULF COAST CLASSIC (cont.)

NIKE MISSISSIPPI GULF COAST CLASSIC

1993	Jim Furyk*206	Robert Friend206	Windance CC, Gulfport, MS	72/6,735
1994	John Elliott*276	Chris Perry276	Windance CC, Gulfport, MS	72/6,670
1995	Allen Doyle*273	Franklin Langham273	Windance CC, Gulfport, MS	72/6,670
1996	Joe Durant273	Dave Rummells274	Mississippi National GC, Gautier, MS	72/7,003
1997	Jeff Brehaut275	Dan Bateman281	Mississippi National GC, Gautier, MS	72/7,003

NIKE MISSISSIPPI GULF COAST OPEN

1999	Joel Edwards280	John Riegger281	The Oaks GC, Pass Christian, MS	71/6,885
------	-----------------------	-----------------------	---------------------------------	----------

BUY.COM MISSISSIPPI GULF COAST OPEN

2000	Tripp Isenhour279	John Elliott281	The Oaks GC, Pass Christian, MS	71/6,885
------	-------------------------	-----------------------	---------------------------------	----------

MONTERREY OPEN

1993	Olin Browne276	Lon Hinkle277	Club Campestre, Monterrey, Mexico	72/6,869
		Stan Utley		
1994	Scott Gump269	Brian Henninger.....270	Club Campestre, Monterrey, Mexico	72/6,920
1995	Stuart Appleby*273	Rafael Alarcon273	Club Campestre, Monterrey, Mexico	72/6,920
1996	David Berganio, Jr.272	Rafael Alarcon273	Club Campestre, Monterrey, Mexico	72/6,925
		Todd Demsey		
		Jack O'Keefe		
		Steve Rintoul		
1997	Mike Small270	Mark Carnevale271	Club Campestre, Monterrey, Mexico	72/6,945
		Chris DiMarco		
		Brian Kamm		
1998	Joe Ogilvie274	Jaxon Brigman276	Club Campestre, Monterrey, Mexico	72/7,070
		John Elliott		
		Robin Freeman		
		Perry Moss		
		Chris Riley		
		John Wilson		
1999	Steve Gotsche270	Kelly Gibson272	Club Campestre, Monterrey, Mexico	72/7,070

BUY.COM MONTERREY OPEN

2000	Briny Baird268	Mark Hensby272	Club Campestre, Monterrey, Mexico	72/7,061
2001	Deane Pappas271	Keoke Cotner272	Club Campestre, Monterrey, Mexico	72/7,119
		Tim Petrovic		

MONTEREY PENINSULA CLASSIC

BUY.COM MONTEREY PENINSULA CLASSIC

2000	Richard Johnson285	Michael Allen286	Bayonet GC, Seaside, CA	72/7,094
2001	Chad Campbell280	Deane Pappas281	Bayonet GC, Seaside, CA	72/7,117

BANK OF AMERICA MONTEREY PENINSULA CLASSIC

2002	Roland Thatcher283	Aaron Baddeley285	Bayonet GC, Seaside, CA	72/7,117
------	--------------------------	-------------------------	-------------------------	----------

MONTEREY PENINSULA CLASSIC

2003	Scott Gutschewski276	Michael Allen280	Bayonet GC, Seaside, CA	72/7,117
		Richard Barcelo		
		Zach Johnson		

NEW ENGLAND CLASSIC

BEN HOGAN NEW ENGLAND CLASSIC

1990	Brandel Chamblee215	Jeff Maggert216	The Woodlands CC, Falmouth, ME	72/6,848
1991	Steve Haskins207	Jeff Gallagher208	The Woodlands CC, Falmouth, ME	72/6,848
1992	Greg Bruckner*208	Ed Kirby208	The Woodlands CC, Falmouth, ME	72/6,848

NIKE NEW ENGLAND CLASSIC

1993	John Morse278	Emlyn Aubrey282	The Woodlands CC, Falmouth, ME	72/6,848
		Pete Jordan		
		Sam Randolph		
		Larry Silveira		

NEW HAVEN OPEN

BEN HOGAN NEW HAVEN OPEN

1990	Jim McGovern201	Tray Tynner204	Yale GC, New Haven, CT	70/6,622
------	-----------------------	----------------------	------------------------	----------

BEN HOGAN CONNECTICUT OPEN

1991	Mike Holland199	P.H. Horgan III203	Yale GC, New Haven, CT	70/6,622
1992	Jon Christian198	Jeff Coston205	Yale GC, New Haven, CT	70/6,622

NIKE CONNECTICUT OPEN

1993	Dave Stockton, Jr.204	Jeff Coston205	Yale GC, New Haven, CT	70/6,622
------	----------------------------	----------------------	------------------------	----------

Key: * = Playoff

Result of Events No Longer on Schedule (cont.)

NEW MEXICO CHARITY CLASSIC

NIKE NEW MEXICO CHARITY CLASSIC

1993	Chris Patton	262	Doug Martin	267	Valle Grande GC,	71/7,095
			John Morse		Santa Ana Pueblo, NM	
1994	Jim Carter	272	Emlyn Aubrey.....	273	UNM Championship Course,	72/7,248
					Albuquerque, NM	

NIKE NEW MEXICO CLASSIC

1999	Dick Mast.....	267	Joel Edwards.....	270	Santa Ana GC,	70/7,137
					Santa Ana Pueblo, NM	

BUY.COM NEW MEXICO CLASSIC

2000	Jason Gore.....	266	Mike Grob	269	Santa Ana GC,	70/7,225
					Santa Ana Pueblo, NM	

OLYMPIA OPEN

NIKE OLYMPIA OPEN

1996	Michael Clark.....	273	Eric Johnson	277	Indian Summer G&CC,	72/7,196
					Olympia, WA	

NIKE PUGET SOUND OPEN

1997	Kevin Johnson*	198	Michael Clark	198	Indian Summer G&CC,	72/7,196
			Steve Jurgensen		Olympia, WA	

PANAMA CITY BEACH CLASSIC

BEN HOGAN PANAMA CITY BEACH CLASSIC

1990	Buddy Gardner.....	209	Brad Fabel	210	Hombre GC,	72/6,850
					Panama City Beach, FL	
1991	Bruce Zabriski	208	Buddy Gardner.....	211	Hombre GC,	72/6,850
					Panama City Beach, FL	
1992	Brian Kamm	210	Jeff Gallagher	211	Hombre GC,	72/6,850
					Panama City Beach, FL	

NIKE PANAMA CITY BEACH CLASSIC

1993	Mike Schuchart.....	208	Ron Streck	210	Hombre GC,	72/7,016
					Panama City Beach, FL	
1994	Keith Fergus.....	202	Tommy Armour III	204	Hombre GC,	72/6,820
					Panama City Beach, FL	

PENSACOLA CLASSIC

BEN HOGAN PENSACOLA CLASSIC

1990	Dick Mast.....	205	Ken Mattiace.....	206	Pensacola CC, Pensacola, FL	72/6,573
			Dennis Trixler			

BEN HOGAN PENSACOLA OPEN

1991	Stephen Ames.....	204	Jerry Foltz	205	Marcus Pointe GC,	72/6,732
					Pensacola, FL	
1992	Rick Dalpos	272	Roger Gunn	276	Marcus Pointe GC,	72/6,732
					Pensacola, FL	

NIKE PENSACOLA OPEN

1994	Bruce Vaughan.....	271	Ron Philo, Jr.	272	The Moors GC, Milton, FL.....	71/6,912
------	--------------------	-----	---------------------	-----	-------------------------------	----------

NIKE PENSACOLA CLASSIC

1995	Clarence Rose	201	Hicks Malonson.....	204	The Moors GC, Milton, FL.....	71/6,976
			Bill Buttner			
			Joe Cioe			

PHILADELPHIA CLASSIC

NIKE PHILADELPHIA CLASSIC

1995	Sean Murphy	267	Allen Doyle	268	Philmont CC,	70/6,412
					Huntingdon Valley, PA	
1996	Brett Quigley	273	R.W. Eaks.....	275	Philmont CC,	70/6,496
					Huntingdon Valley, PA	

NIKE LAUREL CREEK CLASSIC

1997	Matt Gogel.....	269	Dennis Paulson	270	Laurel Creek CC,	71/6,909
					Moorestown, NJ	

QUICKSILVER OPEN

BEN HOGAN QUICKSILVER OPEN

1990	R.W. Eaks.....	212	Brandel Chamblee.....	214	Quicksilver GC, Midway, PA	72/7,097
			Ed Humenik			
			Dick Mast			
1991	Lon Hinkle	210	Joey Rassetts	212	Quicksilver GC, Midway, PA	72/7,118
			Andrew Morse			
			Rick Pearson			
1992	John Flannery	277	Steve Lowery.....	280	Quicksilver GC, Midway, PA	72/7,118

RENO OPEN

BEN HOGAN RENO OPEN

1990	Mike Springer	202	Kelly Gibson.....	206	Northgate GC, Reno, NV.....	72/6,966
			Rick Cramer			
1991	John Flannery*	211	Rob Boldt	211	Northgate GC, Reno, NV.....	72/6,966
			Esteban Toledo			
			Tom Lehman			

Key: * = Playoff ~ = Weather-shortened ** = Course shortened to 17 holes

SAN JOSE CLASSIC

NIKE SAN JOSE CLASSIC

1995	John Maginnes	277	Larry Silveira	280	Almaden CC, San Jose, CA	72/6,960
1996	Larry Silveira~*	207	Stewart Cink	207	Almaden CC, San Jose, CA	72/6,960
			Bobby Elliott			
1997	R.W. Eaks.....	272	Mark Carnevale.....	274	Almaden CC, San Jose, CA	72/6,960
			Chris DiMarco			
			Steve Lamontagne			
			J.L. Lewis			
			Iain Steel			
1998	Robin Freeman*	272	Tom Scherrer	272	Almaden CC, San Jose, CA	72/6,960
			Sean Murphy			

SANTA ROSA OPEN

BEN HOGAN SANTA ROSA OPEN

1990	Ed Humenik	204	John Flannery	207	Windsor GC, Windsor, CA	72/6,650
1991	Tom Lehman.....	207	Mike Foster	208	Windsor GC, Windsor, CA	72/6,650
			Brad Greer			
			Webb Heintzelman			
			Jeff Woodland			

BEN HOGAN SONOMA COUNTY OPEN

1992	John Flannery	199	Mark Wurtz	202	Windsor GC, Windsor, CA	72/6,650
------	---------------------	-----	------------------	-----	-------------------------------	----------

NIKE SONOMA COUNTY OPEN

1993	Sean Murphy	274	Joey Rassetts	275	Windsor GC, Windsor, CA	72/6,650
1994	Jerry Haas	277	Woody Austin	279	Windsor GC, Windsor, CA	72/6,650
1995	Stuart Appleby.....	269	Jerry Kelly	273	Windsor GC, Windsor, CA	72/6,650
			Bobby Collins			
			Joe Durant			

SHREVEPORT OPEN

BEN HOGAN SHREVEPORT OPEN

1991	Jeff Coston*	210	Beau Baugh	210	Southern Trace CC,	72/6,805
					Shreveport, LA	
1992	Ted Tryba	202	Skip Kendall.....	204	Southern Trace CC,	72/6,805
					Shreveport, LA	

NIKE SHREVEPORT OPEN

1993	Sonny Skinner	278	Bob May	279	Southern Trace CC,	72/6,916
					Shreveport, LA	
1994	Omar Uresti*	270	Pat Bates	270	Southern Trace CC,	72/6,916
					Shreveport, LA	
1995	Brad Fabel~	131	Chris Smith	135	Southern Trace CC,	72/6,916
					Shreveport, LA	
1996	Tim Loustalot	277	Joe Durant.....	278	Southern Trace CC,	72/6,916
					Shreveport, LA	
1997	Mark Wurtz	275	Brian Kamm	277	Southern Trace CC,	72/6,916
					Shreveport, LA	
1998	Vance Veazey*	280	John Wilson	280	Southern Trace CC,	72/6,916
					Shreveport, LA	
1999	Bob Heintz	283	Craig Bowden	284	Southern Trace CC,	72/6,916
			Joel Edwards		Shreveport, LA	

BUY.COM SHREVEPORT OPEN

2000	Kent Jones.....	273	Keith Clearwater	274	Southern Trace CC,	72/6,916
			Tripp Isenhour		Shreveport, LA	
2001	Pat Bates	268	Brian Kamm	269	Southern Trace CC,	72/6,916
					Shreveport, LA	

HIBERNIA SOUTHERN OPEN

2002	David Morland~.....	197	Steven Alker	200	Southern Trace CC,	72/6,960
			John Morse		Shreveport, LA	

SIUXLAND OPEN

BEN HOGAN DAKOTA DUNES OPEN

1990	Kim Young	197	Mike Springer	198	Dakota Dunes CC	72/6,181
			Steve Stricker		(Boat Club Course)	
					Dakota Dunes, SD	
1991	Jeff Woodland.....	196	Stephen Ames.....	197	Dakota Dunes CC	72/6,181
			Kel Devlin		(Boat Club Course)	
			Kelly Gibson		Dakota Dunes, SD	
1992	Rick Todd	207	David Jackson	207	Dakota Dunes CC,	72/7,165
					Dakota Dunes, SD	

NIKE DAKOTA DUNES OPEN

1993	Alan Pate**.....	260	Stan Utley	261	Dakota Dunes CC,	69/6,952
					Dakota Dunes, SD	
1994	Pat Bates	276	Rex Caldwell	278	Dakota Dunes CC,	72/7,165
			Gary Webb		Dakota Dunes, SD	
1995	Chris Smith	272	Greg Hamilton	273	Dakota Dunes CC,	72/7,165
			Clarence Rose		Dakota Dunes, SD	
1996	Gary Webb*	275	Chad Magee	275	Dakota Dunes CC,	72/7,165
					Dakota Dunes, SD	
1997	Chris Smith	268	Glen Hnatiuk	270	Dakota Dunes CC,	72/7,165
					Dakota Dunes, SD	
1998	John Maginnes*	274	Ryan Howison	274	Dakota Dunes CC,	72/7,165
			Sean Murphy		Dakota Dunes, SD	
1999	Fran Quinn*	270	Ryan Howison	270	Dakota Dunes CC,	72/7,165
			Craig Kanada		Dakota Dunes, SD	

BUY.COM DAKOTA DUNES OPEN

2000	Spike McRoy	270	Mike Schuchart	271	Dakota Dunes CC,	72/7,165
					Dakota Dunes, SD	

BUY.COM SIOUXLAND OPEN

2001	Pat Bates	273	Matt Kuchar.....	274	Dakota Dunes CC,	72/7,165
			Eric Meeks		Dakota Dunes, SD	

Result of Events No Longer on Schedule (cont.)

SOUTH CAROLINA CLASSIC

BEN HOGAN SOUTH CAROLINA CLASSIC

1991	Tom Lehman*	202	Ray Pearce	202	CC of South Carolina, Florence, SC	72/7,105
1992	John Flannery	272	Steve Rintoul	277	CC of South Carolina, Florence, SC	72/7,105

NIKE SOUTH CAROLINA CLASSIC

1993	Hugh Royer III	273	Chris DiMarco	274	CC of South Carolina, Florence, SC	72/7,105
1994	Charlie Rymer	274	Pat Bates	275	CC of South Carolina, Florence, SC	72/7,150
1995	Jerry Foltz	279	Morris Hatafsky	280	CC of South Carolina, Florence, SC	72/7,150
1996	Dave Rummells	276	Tim Simpson	278	CC of South Carolina, Florence, SC	72/7,150
1997	Harrison Frazer	271	Robert Wrenn	274	CC of South Carolina, Florence, SC	72/7,150
1998	Gene Sauers	280	Scott Petersen	281	CC of South Carolina, Florence, SC	72/7,150
1999	Kevin Johnson	279	P.H. Horgan III	280	CC of South Carolina, Florence, SC	72/7,150

BUY.COM SOUTH CAROLINA CLASSIC

2000	Jeff Gallagher	278	Lee Porter	279	CC of South Carolina, Florence, SC	72/7,150
			Chris Smith			

SOUTH FLORIDA CLASSIC

NIKE SOUTH FLORIDA CLASSIC

1998	Eric Johnson	267	Chris Riley	269	Palm Aire CC (Palm Course), Pompano Beach, FL	70/6,849
1999	Curt Byrum*	275	Stan Utley	275	Palm Aire CC (Palm Course), Pompano Beach, FL	71/6,910

SOUTH TEXAS OPEN

BEN HOGAN SOUTH TEXAS OPEN

1990	Brad Bell	210	John Kernohan	211	NorthShore CC, Portland, TX	72/6,805
1991	Roger Salazar	219	Doug Martin	222	NorthShore CC, Portland, TX	72/6,805
1992	Brian Henninger*	208	Sean Murphy	208	NorthShore CC, Portland, TX	72/6,805

NIKE SOUTH TEXAS OPEN

1993	Doug Martin*	287	Guy Boros	287	NorthShore CC, Portland, TX	72/6,805
------	--------------	-----	-----------	-----	-----------------------------	----------

TALLAHASSEE OPEN

NIKE TALLAHASSEE OPEN

1995	Bill Murchison	276	Olin Browne	281	Golden Eagle CC, Tallahassee, FL	72/6,965
1996	P.J. Cowan*	279	Peter Persons	279	Golden Eagle CC, Tallahassee, FL	72/6,965
			Tom Byrum			
			P.H. Horgan III			

TEXARKANA OPEN

BEN HOGAN TEXARKANA OPEN

1990	Jim McGovern	200	John Daly	202	Texarkana CC, Texarkana, AR	72/6,588
1991	Jerry Anderson*	201	Fran Quinn	201	Texarkana CC, Texarkana, AR	72/6,588
1992	Perry Moss	197	Trevor Dodds	203	Texarkana CC, Texarkana, AR	72/6,588
			Marty Schiene			

NIKE TEXARKANA OPEN

1993	Hugh Royer III	267	Steve Rintoul	269	Texarkana CC, Texarkana, AR	72/6,588
1994	Mike Brisky	266	Sonny Skinner	273	Texarkana CC, Texarkana, AR	72/6,588
1995	Allen Doyle	269	Gary Rusnak	270	Texarkana CC, Texarkana, AR	72/6,588

TRI-CITIES OPEN

BEN HOGAN TRI-CITIES OPEN

1991	Kelly Gibson	205	Jerry Anderson	207	Meadow Springs CC, Richland, WA	72/6,926
1992	Rick Pearson	210	Curt Byrum	212	Meadow Springs CC, Richland, WA	72/6,926

NIKE TRI-CITIES OPEN

1993	Steve Jurgensen	207	Stan Utley	208	Meadow Springs CC, Richland, WA	72/6,926
1994	Jerry Haas	203	Brad Fabel	204	Meadow Springs CC, Richland, WA	72/6,926
1995	Jeff Gove*	202	Franklin Langham	202	Meadow Springs CC, Richland, WA	72/6,926
1996	Phil Tataurangi	267	Skip Kendall	273	Meadow Springs CC, Richland, WA	72/6,926

TRI-CITIES OPEN (cont.)

1997	Todd Gleaton	283	Kent Jones	284	Meadow Springs CC, Richland, WA	72/6,926
			Patrick Lee			
			Tim Loustalot			
			Rob Moss			
			Terry Price			
1998	Matt Gogel*	276	Ray Stewart	276	Meadow Springs CC, Richland, WA	72/6,926
			Brian Bateman			
1999	Glen Hnatiuk	278	J.J. Henry	279	Meadow Springs CC, Richland, WA	72/6,926
			Larry Silveira			

BUY.COM TRI-CITIES OPEN

2000	Darron Stiles	282	John Kernohan	284	Meadow Springs CC, Richland, WA	72/6,926
2001	Guy Boros	274	Jeff Gove	276	Meadow Springs CC, Richland, WA	72/6,926

TULSA OPEN

BEN HOGAN TULSA OPEN

1991	Frank Conner*	210	Tom Lehman	210	GC of Oklahoma, Tulsa, OK	72/7,086
1992	Steve Lowery*	213	Jeff Coston	213	GC of Oklahoma, Tulsa, OK	72/7,086

UTAH CLASSIC

BEN HOGAN UTAH CLASSIC

1990	John Daly	203	R.W. Eaks	204	Riverside CC, Provo, UT	72/6,894
1991	Ted Tryba	202	Webb Heintzelman	203	Riverside CC, Provo, UT	72/6,950
1992	Jeff Woodland	202	David Jackson	205	Riverside CC, Provo, UT	72/6,950
			Brian Kamm			

NIKE UTAH CLASSIC

1993	Sean Murphy*	204	Curt Byrum	204	Riverside CC, Provo, UT	72/6,950
			Jim Carter			
			Tommy Moore			
1994	Chris Perry	205	David Duval	206	Riverside CC, Provo, UT	72/7,001
1995	Glen Hnatiuk*	203	Franklin Langham	203	Riverside CC, Provo, UT	72/7,001
			Harry Rudolph			
1996	Michael Christie	196	R.W. Eaks	200	Riverside CC, Provo, UT	72/7,001

WHITE ROSE CLASSIC

NIKE WHITE ROSE CLASSIC

1993	Curt Byrum	270	Morris Hatafsky	271	Honey Run G&CC, York, PA	72/6,912
			Esteban Toledo			
			Gary Rusnak			

YUMA OPEN

BEN HOGAN YUMA OPEN

1990	Rick Pearson	198	Sean Pacetti	200	Desert Hills GC, Yuma, AZ	71/6,777
1991	P.H. Horgan III	196	Sam Randolph	198	Desert Hills GC, Yuma, AZ	71/6,822
			Olin Browne			
1992	Paul Goydos	201	Steve Lowery	202	Desert Hills GC, Yuma, AZ	71/6,822
			Jeff Coston			
			Taylor Smith			

NIKE YUMA OPEN

1993	Ron Streck*	201	Chris DiMarco	201	Desert Hills GC, Yuma, AZ	71/6,822
------	-------------	-----	---------------	-----	---------------------------	----------

Key: * = Playoff ~ = Weather-shortened



Eleven years after winning his first Nationwide Tour title, **Franklin Langham** won for a second time when he captured the 2004 Rheem Classic.

2004 Official Nationwide Tour Money List

Player	Events	Wins	Money
1. Jimmy Walker	25	2	\$371,346
2. D.A. Points	24	2	332,815
3. Ryuji Imada	24	1	313,185
4. Franklin Langham	23	1	312,896
5. Nick Watney	25	1	301,988
6. Brendan Jones	8	1	292,715
7. James Driscoll	24	1	281,161
8. Charles Warren	26	2	275,138
9. Justin Bolli	26	1	273,387
10. Brett Wetterich	28	1	253,637
11. Paul Gow	27		247,218
12. Bradley Hughes	26	1	233,968
13. Kevin Stadler	13	2	228,001
14. Euan Walters	20	1	213,554
15. Darron Stiles	27		212,894
16. Hunter Haas	27	1	212,065
17. Scott Gutschewski	25		206,308
18. Chris Anderson	25	1	203,794
19. Michael Long	28		199,943
20. Gavin Coles	25	1	198,683
21. Chris Tidland	25		196,251
22. Kyle Thompson	28		193,835
23. David McKenzie	23		191,081
24. Mathew Goggin	24		190,785
25. Shane Bertsch	28		189,046
26. D.J. Trahan	27	1	183,030
27. Daniel Chopra	3	2	182,130
28. Jason Caron	27		177,629
29. Doug Barron	25		175,591
30. Charley Hoffman	15	1	174,083
31. Scott Gump	27	1	173,796
32. John Elliott	26		164,889
33. Jason Buha	30		162,115
34. Ben Bates	27	1	162,095
35. David Hearn	12	1	161,706
36. Brad Ott	24	1	154,146
37. Bubba Watson	17		142,904
38. Ryan Armour	29		140,418
39. Nathan Green	22		139,824
40. Jason Schultz	22		139,418
41. Jeff Gove	22		138,746
42. Johnson Wagner	28		138,148
43. Tom Scherrer	26		137,738
44. Doug LaBelle II	28		130,715
45. Brandt Snedeker	11		129,358
46. Jeff Quinney	22	1	127,290
47. Nick Cassini	24		123,953
48. Craig Lile	21		121,469
49. Jon Mills	27		120,690
50. Bryce Molder	21		115,465
51. Bill Lunde	25		114,700
52. Troy Matteson	28		114,451
53. Vance Veazey	26		113,191
54. Scott Petersen	27		112,862
55. Jeff Klauk	26		106,427
56. Dave Christensen	26		105,870
57. Rick Price	28		104,008
58. Scott Dunlap	11	1	103,738
59. Anthony Painter	23		102,165
60. Steven Alker	22		101,331

Player	Events	Wins	Money
61. Paul Claxton	28		\$98,269
62. Tyler Williamson	26		98,191
63. Barry Cheesman	25		95,845
64. Keoke Cotner	24		89,496
65. Dave Cunningham	27		88,585
66. Jeff Freeman	27		87,635
67. Chris Nallen	3	1	87,213
68. Matthew Jones	22		87,114
69. Fran Quinn	25		86,988
70. Jim Rutledge	26		82,412
71. Jess Daley	24		81,172
72. Bryant Odom	26		80,683
73. Jason Gore	25		79,064
74. Richie Coughlan	26		76,030
75. Mike Springer	14		73,233
76. Rafael Gomez	24		70,599
77. Bob Heintz	26		67,181
78. Ahmad Bateman	26		66,195
79. Kevin Johnson	24		64,222
80. Scott Sterling	28		63,608
81. Robert Garrigus	19		60,538
82. Todd Demsey	28		59,423
83. Wayne Grady	3		58,639
84. Eduardo Herrera	21		56,751
85. Jeff Hart	14		56,394
86. Patrick Damron	27		54,962
87. Ryan Howison	20		54,559
88. Erik Compton	7		52,552
89. Sonny Skinner	27		50,768
90. John Morse	16		49,898
91. Boo Weekley	20		49,690
92. Kenneth Staton	22		48,954
93. Greg Bruckner	27		47,078
94. Zoran Zorkic	28		45,660
95. Matt Bettencourt	26		45,004
96. Mike Sposa	26		44,806
97. Brendon de Jonge	22		43,792
98. Robin Byrd	19		43,447
99. Steve Ford	22		43,434
100. Andy Morse	23		43,357
101. Ryan Hietala	28		43,273
102. Chris Sessler	24		42,454
103. Brad Elder	22		42,023
104. Kelly Sellers	24		41,942
105. Brent Schwarrock	19		41,398
106. Ricky Barnes	8		40,577
107. Kevin Durkin	14		39,224
108. Scott Harrington	19		38,617
109. Stephen Gangluff	19		36,984
110. Kelly Gibson	13		35,370
111. Jason Enloe	27		34,663
112. Tony Carolan	26		34,347
113. Brad Adamonis	28		34,097
114. Nick O'Hern	2		33,894
115. Tim Wilkinson	6		32,881
116. Richard Massey	25		32,347
117. Peter Senior	2		31,894
118. Jody Bellflower	23		31,182
119. Chad Collins	5		31,150
120. Brian McCann	27		30,075

Player	Events	Money
121. Michael Letzig	5	\$30,025
122. Robin Freeman	13	28,717
123. Warren Schutte	23	28,668
124. Brad Fabel	19	28,279
125. Lee Porter	18	27,963
126. Rick Fehr	7	26,501
127. Andrew McLardy	7	26,398
128. Stephen Collins	2	26,147
129. Mark Wilson	6	26,108
130. Mike Sullivan	15	26,089
131. Han Lee	28	25,893
132. Joe Daley	16	25,414
133. Jeff Street	25	24,119
134. John Douma	5	24,006
135. Steve LeBrun	10	23,949
136. Victor Schwamkrug	16	23,884
137. Gabriel Hjertstedt	18	23,486
138. Jeremy Wilkinson	24	22,941
139. Chris Zambri	19	22,853
140. Tim Simpson	16	22,532
141. Steve Runge	24	21,730
142. Rob Bradley	17	21,691
T143. Martin Doyle	2	21,583
T143. Craig Jones	2	21,583
145. Dave Stockton, Jr.	23	21,547
146. Aaron Barber	7	21,405
147. Bart Bryant	3	21,395
148. Tim Conley	13	21,316
149. Curt Byrum	3	20,974
150. Steve Haskins	25	20,955
151. Scott Gardiner	2	19,888
152. Keith Nolan	9	19,793
153. John Connelly	22	19,517
154. Roland Thatcher	3	19,265
155. Mike Grob	13	18,800
156. Paul Sheehan	2	18,627
157. Andy Doeden	21	18,436
158. Craig Parry	1	18,256
159. Richard Best	1	18,180
160. Bryant MacKellar	5	17,526
161. Bobby Gage	25	15,971
162. Bobby Kalinowski	26	15,073
163. Tjaart van der Walt	3	14,500
164. Rob McKelvey	20	14,447
165. Jim McGovern	11	14,420
166. Mario Tiziani	3	14,215
167. Conrad Ray	3	14,155
168. Adam Groom	2	13,869
169. Joel Kribel	2	13,300
170. David Diaz	2	13,108
171. Scott Weatherly	3	12,985
172. Brad Bryant	2	12,857
173. Wook-Soon Kang	6	12,712
174. Casey Martin	8	12,653
175. Gary Hallberg	15	12,421
176. Keith Huber	17	12,371
177. Dan Olsen	2	12,367
178. John Merrick	4	12,090
179. Carl Paulson	12	11,983
180. John E. Morgan	6	11,978

2004 Official Nationwide Tour Money List (cont.)

Player	Events	Money
181. Lucas Parsons	2	\$11,764
182. David Faught	2	11,700
183. Dicky Pride	3	11,695
184. Michael Clark II	5	11,665
185. Bob Sowards	9	11,385
186. Brian Kortan	4	11,235
187. David Bransdon	2	11,185
188. Jake Reeves	17	10,989
189. Guy Boros	5	10,901
190. Ken Duke	2	10,765
191. Jaxon Brigman	8	10,188
192. Doug Garwood	15	10,029
193. P.H. Horgan III	16	9,793
194. Mark Wurtz	21	9,568
195. Matthew Ecob	2	9,514
196. Matt Peterson	11	9,470
197. Wes Martin	3	9,180
198. Dave Rummells	15	9,158
199. Ty Tryon	22	9,058
200. Elliot Gealy	2	8,936
201. Dan Buchner	15	8,724
202. Todd Rose	8	8,478
203. Carl Desjardins	2	8,438
204. Wayne Perske	2	8,390
205. Charles Raulerson	4	8,358
206. Greg Kraft	1	8,250
207. James H. McLean	5	8,195
208. Andrew Barnes	4	8,158
209. Wes Short, Jr.	5	8,027
210. Steven Conran	2	7,891
211. Mark Wiebe	11	7,871
212. Tom Gillis	4	7,784
213. Donnie Hammond	2	7,315
214. Vaughn Taylor	1	7,250
T215. Marcus Cain	2	6,863
T215. Jens Nilsson	2	6,863
T217. Ben Duncan	2	6,771
T217. Richard Johnson	13	6,771
219. Willie Wood	5	6,750
220. Kevin Pendley	11	6,573
221. Dean Alaban	1	6,324
222. John Paul Curley	14	6,271
223. Greg Boyette	4	6,240
224. Ryan Goffre	15	6,020
225. Matt Hendrix	3	5,965
226. Keith Clearwater	9	5,906
227. Kyle Kovacs	2	5,893
228. Steve Schneiter	3	5,868
229. Brian Henninger	9	5,846
230. Mike Standly	10	5,786
231. Dan Pohl	5	5,757
232. Jason Dufner	2	5,545
233. Jeff Gallagher	16	5,498
234. Iain Steel	8	5,151
235. Sean Murphy	8	5,097
236. Bill Haas	3	5,095
T237. Craig Carmichael	2	5,063
T237. Gary Simpson	1	5,063
239. David Ogrin	14	5,035
240. Justin Hicks	2	4,945

Player	Events	Money
241. Pete Jordan	13	\$4,901
242. Phil Tataurangi	4	4,826
243. JJ Wall	3	4,782
244. Toru Suzuki	2	4,777
T245. Bubba Dickerson	5	4,500
T245. Michael Henderson	2	4,500
247. Derek Gillespie	3	4,486
248. John Klauk	10	4,397
249. Randy Leen	2	4,114
250. Brian Guetz	15	4,106
251. John Kidwell	3	3,966
252. Michael Harris	16	3,924
253. Byron Schlagenhauf	11	3,769
254. Stiles Mitchell	8	3,690
255. Andy Sanders	14	3,659
256. Harry Taylor	2	3,632
257. Chip Sullivan	1	3,510
258. Bryan Decorso	8	3,509
259. Miguel Fernandez	1	3,486
260. Sean O'Hair	2	3,400
261. Jim Carter	3	3,333
T262. Stuart Bouvier	2	3,326
T262. Kim Felton	2	3,326
T262. Ryan Haller	1	3,326
T262. David Smail	2	3,326
266. Brad Klapprott	3	3,315
267. Mike Reid	5	3,159
268. Stan Utley	4	3,120
269. Richard Green	1	3,074
270. Kevin Muncrief	5	3,054
271. Mike Heinen	3	2,945
272. Chris Starkjohann	5	2,926
T273. Steve Holmes	1	2,859
T273. Don Yrene	1	2,859
275. David Edwards	3	2,804
276. Jason Highton	2	2,779
277. Kyle Gallo	1	2,745
278. Michael Connell	2	2,708
279. Jim Benepe	6	2,613
T280. Danny Briggs	1	2,600
T280. Hirofumi Miyase	2	2,600
282. Matt Sharkey	12	2,576
283. Rodney Butcher	7	2,475
284. Brad Lardon	3	2,409
285. Ricky Schmidt	2	2,398
286. Edward Loar	1	2,352
T287. Andrew Bonhomme	2	2,281
T287. Anthony Gilligan	2	2,281
T287. Mahal Pearce	2	2,281
T290. Ariel Canete	1	2,256
T290. Daniel Alfredo Vancsik	1	2,256
T292. Ryan Gildersleeve	8	2,205
T292. Mike Perez	8	2,205
T292. Steve Scott	1	2,205
295. Jerry Smith	1	2,138
296. John Ray Leary	2	2,085
T297. Joseph Alfieri	1	1,980
T297. Rich Barcelo	1	1,980
T297. Brian Hull	3	1,980
T300. Jason Bohn	1	1,891

Player	Events	Money
T300. Kelly Grunewald	1	\$1,891
302. Ned Michaels	1	1,890
303. Leif Olson	2	1,873
304. Kevin Haefner	1	1,864
305. Chris James	2	1,845
T306. Juan Abbate	1	1,831
T306. Cesar Monasterio	1	1,831
T306. Dan Stone	1	1,831
309. Richard Ball	2	1,820
310. Mike Lavery	2	1,785
T311. Jimmy Green	4	1,740
T311. Brock Mackenzie	1	1,740
T311. David Tentis	1	1,740
314. Andrew Tschudin	3	1,739
315. David Sutherland	4	1,704
316. Jeff Mixon	14	1,688
T317. Scott Parel	2	1,674
T317. Jon Turcott	1	1,674
319. Brad Sutterfield	2	1,670
T320. Bill Glasson	3	1,663
T320. Garrett Willis	4	1,663
T322. Dan Halldorson	4	1,654
T322. Mike Woodcock	1	1,654
324. Cameron Percy	2	1,650
325. Billy Judah	6	1,648
326. Jesse Fitzgerald	1	1,626
327. Alex Rodger	1	1,620
328. Andrew Buckle	2	1,618
T329. Eduardo Argiro	1	1,613
T329. Chris Peddicord	1	1,613
331. Gareth Paddison	2	1,601
332. Mike Harwood	1	1,585
333. Nolan Henke	10	1,568
334. Will MacKenzie	1	1,564
T335. Todd Barranger	15	1,544
T335. Kris Cox	2	1,544
337. Mike Donald	17	1,530
338. James Oh	18	1,513
T339. Wil Collins	2	1,508
T339. Perry Moss	4	1,508
T339. B.J. Staten	1	1,508
342. Dennis Riedel Jr.	1	1,500
T343. Garrett Clegg	1	1,440
T343. Ryan Palmer	1	1,440
T345. Adam Rubinson	1	1,429
T345. Tomohiro Watanabe	6	1,429
T347. Brian Fogt	1	1,425
T347. Brian Smock	1	1,425
349. Anders Hultman	1	1,418
350. Jason Allred	2	1,406
351. Trevor Dodds	2	1,398
T352. Bob Ralston	2	1,389
T352. Ron Whittaker	3	1,389
354. David Branshaw	1	1,388
355. Kenny Knox	7	1,384
356. Bruce McDonald	1	1,365
357. Adam Short	1	1,361
T358. Dustin Risdon	1	1,339
T358. Stephen Woodard	1	1,339
360. Chris Wisler	3	1,316

2004 Tournament Summary

	Tournament	Course(s)	Winner	Score	Under-Par	Margin	Money	Runner(s)-Up
1.	BellSouth Panama Championship	Panama Golf Club, Republica de Panama, Panama	Jimmy Walker	273	7	5	\$90,000	Tom Scherrer
2.	Jacob's Creek Open Championship	Kooyonga Golf Club, Adelaide, South Australia	Euan Walters	275	9	5	\$145,586	Wayne Grady Brendan Jones Anthony Painter
3.	New Zealand PGA Championship	Clearwater Golf Club, Christchurch, New Zealand	Gavin Coles	282	6	3	\$139,248	Bradley Hughes Brendan Jones Bill Lunde
4.	Chitimacha Louisiana Open	Le Triomphe Country Club, Broussard, LA	Jimmy Walker (2)	272	16	1	\$85,500	Rick Price
5.	First Tee Arkansas Classic	Diamante Country Club, Hot Springs Village, AR	Daniel Chopra	275	13	1	\$90,000	John Elliott
6.	Rheem Classic	Hardscrabble Country Club, Fort Smith, AR	Franklin Langham	265	15	2	\$85,000	Keoke Cotner
7.	BMW Charity Pro-Am at The Cliffs	Cliffs Valley, (host) Travelers Rest, SC	Ryuji Imada	270	17	Playoff	\$108,000	Paul Gow
8.	Chattanooga Classic	Black Creek Club, Chattanooga, TN	Justin Bolli	267	21	1	\$81,000	Chris Anderson Johnson Wagner
9.	Henrico County Open	The Dominion Club, Glen Allen, VA	Daniel Chopra (2)	258	30	4	\$81,000	Nathan Green Franklin Langham
10.	SAS Carolina Classic	TPC at Wakefield Plantation, Raleigh, NC	Chris Anderson	271	13	Playoff	\$94,500	Brendan Jones Jason Buha Paul Gow
11.	Knoxville Open	Fox Den Country Club, Knoxville, TN	Hunter Haas	275	13	Playoff	\$85,500	Justin Bolli Shane Bertsch
12.	LaSalle Bank Open	The Glen Club, Glenview, IL	Brendan Jones	268	16	1	\$117,000	D. A. Points
13.	Northeast Pennsylvania Classic	Glenmaura National Golf Club, Moosic, PA	D. A. Points	270	14	Playoff	\$81,000	James Driscoll
14.	Lake Erie Charity Classic	Peek'n Peak Resort (Upper Course), Findley Lake, NY	Kevin Stadler	279	9	Playoff	\$81,000	Bubba Watson Michael Long
15.	The Reese's Cup Classic	Country Club of Hershey, (East Course) Hershey, PA	Ben Bates	278	6	Playoff	\$81,000	Paul Gow
16.	Scholarship America Showdown	Troy Burne Golf Club, Hudson, WI	Kevin Stadler (2)	269	11	Playoff	\$85,500	Kyle Thompson Chris Tidland Mathew Goggin
17.	Pete Dye West Virginia Classic	Pete Dye Golf Club, Bridgeport, WV	D.A. Points (2)	265	23	5	\$108,000	Nick Cassini
18.	Samsung Canadian PGA Championship	Whistle Bear Golf Club, Cambridge, Ontario, Canada	Charles Warren	269	19	7	\$81,000	Dave Christensen Doug Barron
19.	Preferred Health Systems Wichita Open	Crestview Country Club, Wichita, KS	Bradley Hughes	270	14	Playoff	\$85,500	Erik Compton Scott Harrington
20.	Cox Classic	Champions Run, Omaha, NE	Charles Warren (2)	267	21	1	\$108,000	John Elliott
21.	Price Cutter Charity Championship	Highland Springs Country Club, Springfield, MO	Brad Ott	263	25	1	\$94,500	Brandt Snedeker
22.	Alberta Classic	Redwood Meadows Golf & Country Club, Calgary, Alberta, Canada	David Hearn	273	15	1	\$81,000	David McKenzie

* Weather-shortened event

() Indicates number of victories through that event

2004 Tournament Summary (cont.)

	Tournament	Course(s)	Winner	Score	Under-Par	Margin	Money	Runner(s)-Up
23.	Envirocare Utah Classic	Willow Creek Country Club, Sandy, UT	Brett Wetterich	272	16	1	\$81,000	Ryuji Imada Franklin Langham
24.	Virginia Beach Open	TPC of Virginia Beach, Virginia Beach, VA	James Driscoll	273	15	4	\$81,000	Jason Buha Kyle Thompson Jimmy Walker
25.	Oregon Classic	Shadow Hills Country Club, Junction City, OR	Jeff Quinney	275	13	3	\$81,000	Barry Cheesman David McKenzie
26.	Albertsons Boise Open	Hillcrest Country Club, Boise, ID	Scott Gump	270	14	2	\$108,000	Jimmy Walker Michael Long
27.	Mark Christopher Charity Classic	Empire Lakes Golf Club, Rancho Cucamonga, CA	Scott Dunlap	272	12	3	\$81,000	Scott Gutschewski Bubba Watson
28.	Gila River Golf Classic at Wild Horse Pass Resort	Whirlwind Golf Club, (Cattail) Chandler, AZ	Chris Nallen	264	24	8	\$85,500	Troy Matteson
29.	Permian Basin Charity Golf Classic	Midland Country Club, Midland, TX	Charley Hoffman	282	6	Playoff	\$81,000	Jeff Gove Craig Lile
30.	Miccosukee Championship	Miccosukee Golf & Country Club, D.J. Trahan Miami, FL	Nick Watney	268	16	2	\$90,000	Nick Watney
31.	Nationwide Tour Championship	Senator Course at Capitol Hill Prattville, AL	Nick Watney	273	15	3	\$112,500	Brett Wetterich

* Weather-shortened event

() Indicates number of victories through that event

2004 Facts and Figures

LOW 9:

28 (7-under), **Franklin Langham**, Rheem Classic (second round)
28 (7-under), **Mike Springer**, LaSalle Bank Open (second round)

LOW 18:

60 (12-under), **Tyler Williamson**, Price Cutter Charity Championship (fourth round)
60 (12-under), **Chris Nallen**, Gila River Golf Classic (first round)
61 (9-under), **Franklin Langham**, Rheem Classic (second round)

LOW FIRST 18:

60 (12-under), **Chris Nallen**, Gila River Golf Classic
62 (10-under), **Nathan Green**, Henrico County Open
62 (10-under), **Brett Wetterich**, Gila River Golf Classic
62 (10-under), **Brent Schwarrock**, Gila River Golf Classic
62 (8-under), **Jim Carter**, Rheem Classic

LOW FIRST 36:

126 (18-under), **Chris Nallen** (60-66), Gila River Golf Classic
127 (17-under), **D.A. Points** (65-62), Pete Dye West Virginia Classic
128 (16-under), **Franklin Langham** (64-64), Henrico County Open
128 (16-under), **Daniel Chopra** (65-63), Henrico County Open
128 (16-under), **Scott Sterling** (65-63), Henrico County Open
128 (12-under), **Franklin Langham** (67-61), Rheem Classic

LOW 36:

126 (18-under), **Chris Nallen** (60-66), Gila River Golf Classic (first round, second round)
127 (17-under), **D.A. Points** (65-62), Pete Dye West Virginia Classic (first round, second round)
127 (15-under), **Nick Watney** (63-64), Miccosukee Championship (second round, third round)

LOW FIRST 54:

193 (23-under), **Daniel Chopra** (65-63-65), Henrico County Open
193 (23-under), **Chris Nallen** (60-66-67), Gila River Golf Classic
195 (21-under), **Franklin Langham** (64-64-67), Henrico County Open
195 (21-under), **D.A. Points** (65-62-68), Pete Dye West Virginia Classic

LOW 54:

193 (23-under), **Daniel Chopra** (65-63-65), Henrico County Open (first through third rounds)
193 (23-under), **Daniel Chopra** (63-65-65), Henrico County Open (second through fourth rounds)
193 (23-under), **Chris Nallen** (60-66-67), Gila River Golf Classic (first through third rounds)
194 (22-under), **James Driscoll** (66-65-63), Henrico County Open (second through fourth rounds)

LOW FINAL 36:

128 (16-under), **Justin Bolli** (63-65), Chattanooga Classic
128 (16-under), **James Driscoll** (65-63), Henrico County Open

LARGEST 18-HOLE LEAD:

2 strokes, **Jim Carter**, Rheem Classic
2 strokes, **Nathan Green**, Henrico County Open
2 strokes, **Nick Watney**, Pete Dye West Virginia Classic
2 strokes, **Justin Bolli**, Albertsons Boise Open

LARGEST 36-HOLE LEAD:

6 strokes, **D.A. Points**, Pete Dye West Virginia Classic

LARGEST 54-HOLE LEAD:

6 strokes, **Robert Garrigus**, Chitimacha Louisiana Open
6 strokes, **D.A. Points**, Pete Dye West Virginia Classic
6 strokes, **Chris Nallen**, Gila River Golf Classic

MOST TIED FOR 18-HOLE LEAD:

7, Samsung Canadian PGA Championship

MOST TIED FOR 36-HOLE LEAD:

5, Samsung Canadian PGA Championship

MOST TIED FOR 54-HOLE LEAD:

3, Scholarship America Showdown

LOW 36-HOLE CUT:

137 (7-under), Henrico County Open

2004 Facts and Figures (cont.)

HIGH 36-HOLE CUT:

148 (4-over), Permian Basin Charity Golf Classic
144 (4-over), BellSouth Panama Championship

FEWEST TO MAKE 36-HOLE CUT:

60, Chattanooga Classic
60, Envirocare Utah Classic

MOST TO MAKE 36-HOLE CUT:

80, Cox Classic*

MOST CONSECUTIVE CUTS (current):

13, Steven Alker, Bubba Watson

LOW WINNING SCORE:

258 (30-under), Daniel Chopra, Henrico County Open

HIGH WINNING SCORE:

282 (6-under), Gavin Coles, New Zealand PGA Championship
282 (6-under), Charley Hoffman, Permian Basin Charity Golf Classic

LARGEST WINNING MARGIN:

8 strokes, Chris Nallen, Gila River Golf Classic
7 strokes, Charles Warren, Samsung Canadian PGA Championship

MOST STROKES UNDER PAR BY A WINNER:

30 (258), Daniel Chopra, Henrico County Open

LOW START BY A WINNER:

60 (12-under), Chris Nallen, Gila River Golf Classic

HIGH START BY A WINNER:

75 (3-over), Daniel Chopra, First Tee Arkansas Classic

LOW FINISH BY A WINNER:

63 (9-under), Jeff Quinney, Oregon Classic

HIGH FINISH BY A WINNER:

74 (2-over), Kevin Stadler, Lake Erie Charity Classic
73 (2-over), Ben Bates, Reese's Cup Classic

BEST COME-FROM-BEHIND FINAL ROUND TO WIN:

8 strokes, Jimmy Walker, Chitimacha Louisiana Open

WIRE-TO-WIRE WINNERS (no ties):

Chris Nallen, Gila River Golf Classic

MULTIPLE TOURNAMENT WINNERS:

Jimmy Walker (BellSouth Panama Championship, Chitimacha Louisiana Open)
Daniel Chopra (First Tee Arkansas Classic, Henrico County Open)
Kevin Stadler (Lake Erie Charity Classic, Scholarship America Showdown)
D.A. Points (Northeast Pennsylvania Classic, Pete Dye West Virginia Classic)
Charles Warren (Samsung Canadian PGA Championship, Cox Classic)

FIRST TIME WINNERS (18):

Jimmy Walker, BellSouth Panama Championship
Euan Walters, Jacob's Creek Open Championship
Daniel Chopra, First Tee Arkansas Classic
Justin Bolli, Chattanooga Classic
Chris Anderson, SAS Carolina Classic
Hunter Haas, Knoxville Open
Brendan Jones, LaSalle Bank Open
Kevin Stadler, Lake Erie Charity Classic
Bradley Hughes, Preferred Health Systems Wichita Open
Brad Ott, Price Cutter Charity Championship
David Hearn, Alberta Classic
James Driscoll, Virginia Beach Open
Jeff Quinney, Oregon Classic
Scott Dunlap, Mark Christopher Charity Classic
Chris Nallen, Gila River Golf Classic
Charley Hoffman, Permian Basin Charity Golf Classic
D.J. Trahan, Miccosukee Championship
Nick Watney, Nationwide Tour Championship

PLAYOFFS (9):

Ryuji Imada def. Paul Gow, birdie on the fifth extra hole, BMW Charity Pro-Am at The Cliffs
Chris Anderson def. Brendan Jones, Jason Buha and Paul Gow, par on the eighth extra hole, SAS Carolina Classic
Hunter Haas def. Justin Bolli and Shane Bertsch, birdie on the first extra hole, Knoxville Open
D. A. Points def. James Driscoll, par on the first extra hole, Northeast Pennsylvania Classic
Kevin Stadler def. Bubba Watson and Michael Long, par on the fourth extra hole, Lake Erie Charity Classic
Ben Bates def. Paul Gow, par on the eighth extra hole, Reese's Cup Classic
Kevin Stadler def. Kyle Thompson, Chris Tidland and Mathew Goggin, birdie on the third extra hole, Scholarship America Showdown
Bradley Hughes def. Erik Compton, Scott Harrington and Hunter Haas, birdie on the first playoff hole, Preferred Health Systems Wichita Open
Charley Hoffman def. Jeff Gove and Craig Lile, birdie on the third extra hole, Permian Basin Charity Golf Classic

HOLES-IN-ONE (20):

Tyler Williamson (first round, No. 7), First Tee Arkansas Classic
Bryant Odom (second round, No. 16, Keowee Vineyards), BMW Charity Pro-Am at The Cliffs
Chris Zambri (first round, No. 6), Knoxville Open
Scott Sterling (second round, No. 11), LaSalle Bank Open
Steve Gilley (first round, No. 11), Northeast Pennsylvania Classic
John Klauk (second round, No. 11), Northeast Pennsylvania Classic
Steve Runge (first round, No. 6), Lake Erie Charity Classic
Ryan Hietala (second round, No. 10), Lake Erie Charity Classic
Rob McKelvey (second round, No. 13), Reese's Cup Classic
Jeff Gove (third round, No. 14), Samsung Canadian PGA Championship
Bob Ralston (first round, No. 12), Preferred Health Systems Wichita Open
Bobby Kalinowski (fourth round, No. 8), Cox Classic
Will Moore (first round, No. 13), Price Cutter Charity Championship
Sean Murphy (second round, No. 4), Price Cutter Charity Championship
Paul Gow (second round, No. 15), Price Cutter Charity Championship
D. J. Trahan (second round, No. 5), Envirocare Utah Classic
Joe Affrunti (first round, No. 17), Virginia Beach Open
Jody Bellflower (second round, No. 17), Albertsons Boise Open
Jody Bellflower (second round, No. 3), Gila River Golf Classic
Bob Blean (second round, No. 6), Gila River Golf Classic

MOST HOLES-IN-ONE IN A SINGLE EVENT:

3, Price Cutter Charity Championship

MOST CONSECUTIVE BIRDIES:

8, Franklin Langham, Rheem Classic, second round (Nos. 3-10)
7, Ben Bates, Lake Erie Charity Classic, fourth round (Nos. 14-2)

BEST BIRDIE/EAGLE STREAK:

6-under (B-B-B-B-E), Jason Schultz, Henrico County Open, second round (Nos. 14-18)
6-under (B-DE-B-B), Justin Bolli, Albertsons Boise Open, first round (Nos. 15-18)

TWO EAGLES IN SAME ROUND (40):

Jason Caron, Jacob's Creek Open Championship (fourth round)
Guy Boros, Chitimacha Louisiana Open (first round)
Scott Gutschewski, Chitimacha Louisiana Open (second round)
Rafael Gomez, Rheem Classic (second round)
Warren Schutte, Chattanooga Classic (first round)
Brendon De Jonge, Chattanooga Classic (first round)
Tony Carolan, Chattanooga Classic (second round)
Justin Bolli, Chattanooga Classic (third round)
Paul Gow, Henrico County Open (second round)
Johnson Wagner, Henrico County Open (third round)
Vance Veazey, Knoxville Open (third round)
Scott Gump, Knoxville Open (fourth round)
Mike Springer, LaSalle Bank Open (second round)
Justin Bolli, Reese's Cup Classic (second round)
Brent Schwarrock, Preferred Health Systems Wichita Open (first round)

* Ties Nationwide Tour record

2004 Facts and Figures (cont.)

Rob McKelvey, Preferred Health Systems Wichita Open (second round)
John Elliott, Preferred Health Systems Wichita Open (third round)
Ryan Hietala, Preferred Health Systems Wichita Open (third round)
Bradley Hughes, Preferred Health Systems Wichita Open (fourth round)
Brad Adamonis, Cox Classic (first round)
Robert Garrigus, Cox Classic (first round)
Dave Cunningham, Cox Classic (fourth round)
Brett Wetterich, Price Cutter Charity Championship (first round)
Robert Garrigus, Price Cutter Charity Championship (first round)
Hunter Haas, Price Cutter Charity Championship (first round)
Paul Gow, Price Cutter Charity Championship (second round)
Todd Demsey, Price Cutter Charity Championship (third round)
Chris Anderson, Price Cutter Charity Championship (third round)
Brett Wetterich, Envirocare Utah Classic (third round)
Jason Buha, Virginia Beach Open (fourth round)
Scott Gutschewski, Oregon Classic (first round)
Scott Johnson, Oregon Classic (first round)
Jeff Quinney, Oregon Classic (fourth round)
Chris Tidland, Albertsons Boise Open (second round)
Jody Bellflower, Albertsons Boise Open (second round)
Jimmy Walker, Albertsons Boise Open (third round)
Andrew Morse, Gila River Golf Classic (first round)
Chris Nallen, Gila River Golf Classic (first round)
Kyle Thompson, Gila River Golf Classic (second round)
Eduardo Herrera, Permian Basin Charity Golf Classic (fourth round)

BACK-TO-BACK EAGLES:

Warren Schutte, Chattanooga Classic, first round (Nos. 13-14)
Chris Tidland, Albertsons Boise Open, second round (Nos. 2-3)

DOUBLE EAGLES (5):

Andy Doeden, Scholarship America Showdown, first round (driver, 3-wood, 260 yards)
Dave Christensen, Samsung Canadian PGA Championship, second round (driver, 3-iron, 234 yards)
Jeff Hart, Cox Classic, third round (driver, 3-wood, 229 yards)
Michael Letzig, Price Cutter Charity Championship, fourth round (driver, 5-iron, 196 yards)
Justin Bolli, Albertsons Boise Open, first round (driver, 4-iron, 230 yards)

COMPETITIVE COURSE RECORDS (no ties):

62 (10-under), **Doug Barron**, Chattanooga Classic (fourth round)
 62 (9-under), **D.A. Points**, LaSalle Bank Open (second round)
 62 (8-under), **Kyle Thompson**, Scholarship America Showdown (second round)
 62 (10-under), **D.A. Points**, Pete Dye West Virginia Classic (second round)
 65 (7-under), **Charles Warren**, Samsung Canadian PGA Championship (second round)
 60 (12-under), **Tyler Williamson**, Price Cutter Charity Championship (fourth round)
 65 (7-under), **David McKenzie**, Alberta Classic (first round)
 63 (9-under), **Jeff Quinney**, Oregon Classic (fourth round)
 60 (12-under), **Chris Nallen**, Gila River Golf Classic (first round)

TOURNAMENT RECORDS:

273 (7-under), **Jimmy Walker**, BellSouth Panama Championship
 275 (9-under), **Euan Walters**, Jacob's Creek Open Championship
 258 (30-under), **Daniel Chopra**, Henrico County Open
 268 (16-under), **Brendan Jones**, LaSalle Bank Open
 269 (11-under), **Kevin Stadler**, **Kyle Thompson**, **Chris Tidland**, **Mathew Goggin**, Scholarship America Showdown
 265 (23-under), **D.A. Points**, Pete Dye West Virginia Classic
 263 (25-under), **Brad Ott**, Price Cutter Charity Championship
 268 (16-under), **D.J. Trahan**, Miccosukee Championship

NATIONWIDE TOUR PLAYER OF THE MONTH:

February	Euan Walters
March	Jimmy Walker
April	Franklin Langham
May	Chris Anderson
June	D. A. Points
July	Charles Warren
August	Brett Wetterich
September	Scott Gump
October	Nick Watney

Glossary of Statistics

Total Driving

Total Driving is computed by totaling a player's rank in driving distance and driving accuracy.

Driving Distance

The average number of yards per measured drive. Driving distance is measured on two holes per round. Care is taken to select holes which face in opposite directions to counteract the effects of wind. Drives are measured to the point they come to rest, regardless of whether they are in the fairway or not.

Driving Accuracy

The percentage of time a player is able to hit the fairway with his tee shot.

Greens in Regulation

The percentage of time a player was able to hit the green in regulation (greens hit in regulation/holes played). Note: A green is considered hit in regulation if any part of the ball is touching the putting surface and the number of strokes taken is two or less than par.

Putting Average

Measures putting performance on greens hit in regulation. For each green hit in regulation, the total number of putts is divided by the number of greens hit in regulation. By using greens hit in regulation, we are able to eliminate the affects of chipping close and one-putting in the computation.

Sand Saves Percentage

The percentage of time a player is able to get up and down once in a greenside sand bunker. Note: This up and down is computed regardless of score on the hole.

Eagles (holes per)

The average number of holes between each eagle.

Birdie Leaders

The average number of birdies made per round played.

All Around

This statistic is computed by totaling a player's rank in each of the following statistics: Scoring Leaders, Putting Leaders, Eagle Leaders, Birdie Leaders, Sand Saves, Greens in Regulation, Driving Distance and Driving Accuracy.

2004 Statistical Leaders

Driving Distance

Name	Rounds	Avg.
1. Victor Schwamkrug	44	330.9
2. Bubba Watson	62	323.5
3. Brett Wetterich	88	315.9
4. Scott Harrington	44	312.1
5. Ryan Hietala	78	310.6
6. Scott Gutschewski	90	309.6
7. John Elliott	78	309.4
8. Robert Garrigus	61	309.1
9. Jimmy Walker	90	308.6
10. Jon Mills	82	307.5
TOUR AVG.		291.3

Putting Average

Name	Rounds	Avg.
1. Kevin Stadler	48	1.729
2. Bryce Molder	66	1.733
T3. David Hearn	40	1.737
T3. Franklin Langham	76	1.737
5. Gary Hallberg	38	1.741
T6. Brandt Snedeker	38	1.744
T6. Jimmy Walker	90	1.744
8. D.A. Points	79	1.745
T9. Chris Anderson	83	1.747
T9. James Driscoll	84	1.747
TOUR AVG.		1.791

Birdie Average

Name	Rounds	Avg.
1. D.A. Points	79	4.38
T2. Charley Hoffman	56	4.32
T2. Franklin Langham	76	4.32
4. Brandt Snedeker	38	4.29
T5. Jimmy Walker	90	4.27
T5. Bubba Watson	62	4.27
T7. James Driscoll	84	4.17
T7. Kevin Stadler	48	4.17
9. Darron Stiles	96	4.16
T10. Kyle Thompson	90	4.14
T10. Nick Watney	88	4.14
TOUR AVG.		3.55

All-Around Ranking

Name	Starts	Total
1. Justin Bolli	26	214
2. Jimmy Walker	25	235
3. D.A. Points	24	247
4. Darron Stiles	27	251
5. Kyle Thompson	28	265
6. David Hearn	12	273
T7. Chris Anderson	25	274
T7. Franklin Langham	23	274
9. Mathew Goggin	24	276
10. Nick Watney	25	285
TOUR AVG.		588

Driving Accuracy Percentage

Name	Rounds	Pct.
1. Scott Gump	83	81.4
2. John Morse	50	78.8
3. Ahmad Bateman	83	73.3
4. Ryan Howison	63	73.0
5. Bradley Hughes	88	72.9
6. Steve Haskins	67	72.4
7. Euan Walters	60	72.3
8. Steven Alker	80	71.4
9. Jeff Hart	40	71.1
10. Paul Claxton	100	70.9
TOUR AVG.		63.7

Total Driving

Name	Starts	Total
1. Jeff Gove	22	51
2. Nick Watney	25	69
3. Kelly Gibson	13	71
4. Bradley Hughes	26	72
5. Scott Gutschewski	25	74
6. Charles Warren	26	78
7. Carl Paulson	12	81
T8. Jason Gore	25	82
T8. Kyle Thompson	28	82
10. Boo Weekley	20	84
TOUR AVG.		147

Sand Save Percentage

Name	Rounds	Pct.
1. Paul Gow	95	61.3
2. Brad Fabel	53	60.5
3. Doug LaBelle II	80	60.3
4. Bob Heintz	78	59.8
5. Dave Cunningham	82	58.2
6. Chris Anderson	83	58.1
7. Nathan Green	80	56.9
T8. Scott Harrington	44	56.8
T8. Jon Mills	82	56.8
10. Sonny Skinner	72	56.5
TOUR AVG.		47.2

Greens In Regulation

Name	Rounds	Pct.
1. Jeff Gove	74	74.3
2. Franklin Langham	76	72.4
3. Scott Petersen	98	72.0
4. Doug Barron	80	71.6
T5. John Connelly	60	71.3
T5. Bradley Hughes	88	71.3
7. Jim Rutledge	86	71.2
T8. Jeff Klauk	83	71.0
T8. Darron Stiles	96	71.0
T10. Ryuji Imada	84	70.9
T10. Nick Watney	88	70.9
TOUR AVG.		69.0

Eagles (Holes Per)

Name	Rounds	Avg.
1. Victor Schwamkrug	44	72.0
2. Bubba Watson	62	79.7
3. David Hearn	40	90.0
4. Scott Gutschewski	90	95.3
5. Brett Wetterich	88	105.6
T6. Justin Bolli	90	108.0
T6. Mathew Goggin	78	108.0
T6. Mike Springer	36	108.0
9. Robert Garrigus	61	109.8
10. Eduardo Herrera	70	114.5
TOUR AVG.		200.9

Scoring Average

Name	Rounds	Avg.
1. Franklin Langham	76	69.80
2. David Hearn	40	69.90
3. Darron Stiles	96	69.99
4. Ryuji Imada	84	70.00
5. Jimmy Walker	90	70.06
6. Chris Tidland	87	70.08
7. Brandt Snedeker	38	70.16
8. Mathew Goggin	78	70.17
9. Justin Bolli	90	70.21
10. D.A. Points	79	70.23
TOUR AVG.		71.31

2004 Scoring Average (by event)

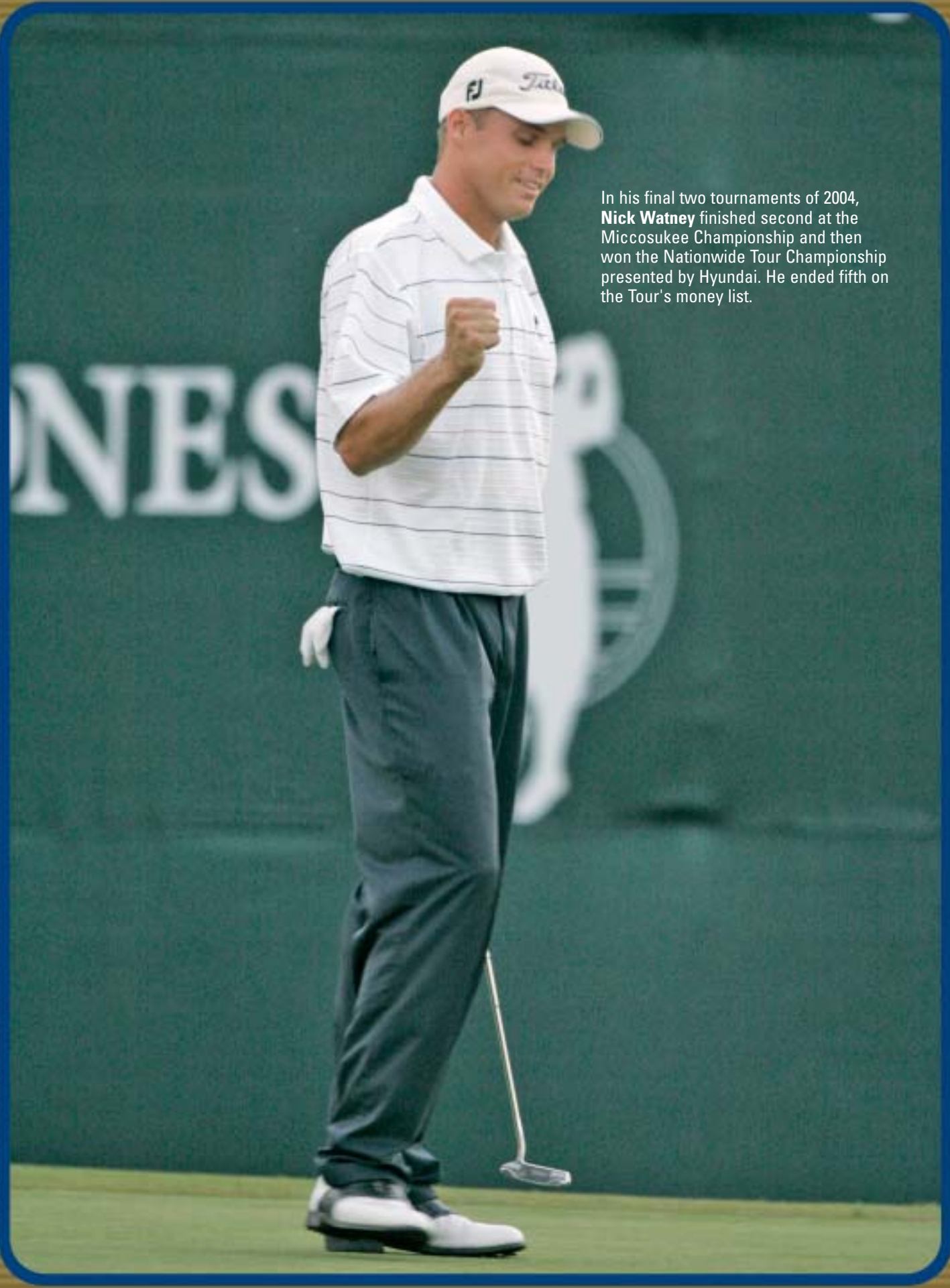
Tournament	Round 1	Round 2	Round 3	Round 4	Total
BellSouth Panama Championship	72.706	72.837	72.571	73.238	72.812
Jacob's Creek Open	71.840	73.827	73.627	72.597	72.917
New Zealand PGA Championship	72.321	74.078	76.484	73.323	73.682
Chitimacha Louisiana Open	72.410	70.636	72.692	71.400	71.688
First Tee Arkansas Classic	74.250	73.452	71.515	72.364	73.282
Rheem Classic	70.859	70.876	70.524	70.556	70.772
BMW Charity Pro-Am at The Cliffs	70.635	70.265	69.903	69.806	70.280
Chattanooga Classic	70.232	71.558	69.183	70.322	70.575
Henrico County Open	69.109	69.115	69.274	69.472	69.195
SAS Carolina Classic	70.548	72.211	70.737	71.513	71.290
Knoxville Open	71.994	71.579	70.806	71.951	71.670
LaSalle Bank Open	70.903	70.578	70.377	73.273	71.110
Northeast Pennsylvania Classic	71.395	72.034	71.387	72.129	71.723
Lake Erie Charity Classic at Peek 'n Peak Resort	73.191	71.671	72.945	73.438	72.685
The Reese's Cup Classic	73.109	72.292	71.609	72.855	72.558
Scholarship America Showdown	71.110	70.606	70.409	70.470	70.733
Pete Dye West Virginia Classic	72.147	72.316	70.365	71.381	71.840
Samsung Canadian PGA Championship	72.667	72.818	71.651	71.635	72.424
Preferred Health Systems Wichita Open	69.936	70.179	70.291	71.000	70.255
Cox Classic	70.250	71.163	69.838	70.350	70.495
Price Cutter Charity Championship	71.654	70.066	69.547	70.041	70.520
Alberta Classic	72.305	72.320	71.508	72.524	72.226
Envirocare Utah Classic	71.558	71.993	70.650	70.797	71.478
Virginia Beach Open	72.799	72.126	71.500	72.157	72.255
Oregon Classic	72.723	72.974	73.892	71.569	72.814
Albertsons Boise Open	71.308	71.269	69.688	70.906	71.000
Mark Christopher Charity Classic	70.944	71.503	71.301	72.151	71.393
Gila River Classic at Wild Horse Pass Resort	69.958	70.161	71.493	72.087	70.621
Permian Basin Charity Golf Classic	75.000	74.935	73.279	72.656	74.364
Miccosukee Championship	70.986	70.949	70.323	71.367	70.928
Nationwide Tour Championship	71.085	69.932	72.746	72.983	71.681

Toughest Holes on the 2004 Nationwide Tour

RANK	GOLF COURSE	HOLE #	PAR	AVG. SCORE	AVG. OVER PAR	EAGLES	BIRDIES	PARS	BOGEYS	DOUBLE BOGEYS	TRIPLE BOGEY+	TOURNAMENT NAME
1.	The Cliffs at Keowee Vineyards	17	3	3.577	.577		7	83	44	18	4	BMW Charity Pro-Am at The Cliffs
2.	Diamante GC	2	4	4.558	.558		13	218	170	36	6	First Tee Arkansas Classic
3.	Kooyonga GC	2	4	4.493	.493		20	229	160	31	6	Jacob's Creek Open
4.	Crestview CC	6	4	4.474	.474		19	247	172	28	4	Preferred Health Systems Wichita Open
5.	Troy Burne GC	12	4	4.457	.457		19	246	140	30	7	Scholarship America Showdown
6.	Clearwater CC	18	4	4.449	.449		31	243	112	38	10	New Zealand PGA Championship
7.	Kooyonga GC	8	4	4.433	.433		31	234	142	36	3	Jacob's Creek Open
8.	Shadow Hills CC	14	4	4.420	.420		35	240	118	40	7	Oregon Classic
9.	CC of Hershey (East Course)	7	4	4.402	.402		28	236	163	18	3	The Reese's Cup Classic
10.	Miccosukee G&CC	11	4	4.395	.395		20	229	133	17	4	Miccosukee Championship
11.	Empire Lakes GC	6	4	4.383	.383		36	232	135	24	6	Mark Christopher Charity Classic
12.	TPC of Virginia Beach	18	4	4.365	.365		22	261	117	22	5	Virginia Beach Open
13.	Panama GC	6	3	3.361	.361		31	224	134	18	3	BellSouth Panama Championship
14.	Le Triomphe CC	13	4	4.353	.353	1	34	243	105	25	9	Chitimacha Louisiana Open
15.	Kooyonga GC	15	3	3.352	.352		21	265	143	16	1	Jacob's Creek Open
T16.	Panama GC	11	4	4.351	.351		50	231	94	20	15	BellSouth Panama Championship
T16.	Whistle Bear GC	5	3	3.351	.351		19	256	150	11		Samsung Canadian PGA Championship
T18.	CC of Hershey (East Course)	15	4	4.350	.350		30	255	141	20	2	The Reese's Cup Classic
T18.	CC of Hershey (East Course)	16	3	3.350	.350		22	282	111	31	2	The Reese's Cup Classic
20.	Empire Lakes GC	12	4	4.349	.349		26	249	141	16	1	Mark Christopher Charity Classic
21.	Hillcrest CC	13	3	3.345	.345		20	259	150	11		Albertsons Boise Open
22.	Peek'n Peak Resort, (Upper Course)	13	3	3.333	.333		32	254	144	14	3	Lake Erie Charity Classic at Peek 'n Peak Resort
23.	Glenmaura National GC	16	4	4.326	.326		39	242	111	27	4	Northeast Pennsylvania Classic
T24.	Panama GC	2	4	4.324	.324		33	239	118	16	4	BellSouth Panama Championship
T24.	Midland CC	10	4	4.324	.324		40	224	113	23	4	Permian Basin Charity Golf Classic
T26.	Panama GC	10	4	4.315	.315		49	216	118	24	3	BellSouth Panama Championship
T26.	Miccosukee G&CC	10	4	4.315	.315		24	243	122	13	1	Miccosukee Championship
28.	Diamante GC	15	4	4.314	.314		27	269	130	15	2	First Tee Arkansas Classic
29.	The Senator Course	5	5	5.311	.311		37	116	59	18	5	Nationwide Tour Championship
30.	Hardscrabble CC	10	4	4.310	.310	1	37	244	134	17	2	Rheem Classic
31.	Midland CC	3	3	3.309	.309		29	251	96	26	2	Permian Basin Charity Golf Classic
32.	Black Creek Club	12	4	4.308	.308		34	261	106	21	6	Chattanooga Classic
33.	CC of Hershey (East Course)	3	4	4.306	.306		27	273	132	16		The Reese's Cup Classic
34.	Glenmaura National GC	15	3	3.305	.305		14	287	107	13	2	Northeast Pennsylvania Classic
35.	Pete Dye GC	18	4	4.302	.302		41	278	81	24	13	Pete Dye West Virginia Classic
T36.	Kooyonga GC	10	4	4.300	.300		44	258	116	22	6	Jacob's Creek Open
T36.	Shadow Hills CC	17	4	4.300	.300		44	250	122	18	6	Oregon Classic
T36.	Midland CC	8	3	3.300	.300		20	254	119	11		Permian Basin Charity Golf Classic
39.	Kooyonga GC	3	3	3.296	.296		42	257	126	16	5	Jacob's Creek Open
T40.	Clearwater CC	9	3	3.295	.295		43	267	84	36	4	New Zealand PGA Championship
T40.	Panama GC	7	4	4.295	.295		40	250	86	28	6	BellSouth Panama Championship
T42.	Clearwater CC	13	4	4.293	.293		40	260	110	19	5	New Zealand PGA Championship
T42.	TPC of Virginia Beach	10	4	4.293	.293		26	265	122	13	1	Virginia Beach Open
44.	Peek'n Peak Resort, (Upper Course)	5	4	4.289	.289		29	275	129	13	1	Lake Erie Charity Classic at Peek 'n Peak Resort
45.	Panama GC	16	4	4.288	.288		26	251	122	11		BellSouth Panama Championship
46.	Diamante GC	12	3	3.282	.282		31	264	141	6	1	First Tee Arkansas Classic
T47.	Diamante GC	4	3	3.275	.275		37	271	115	17	3	First Tee Arkansas Classic
T47.	Shadow Hills CC	11	4	4.275	.275		39	279	93	23	6	Oregon Classic
49.	Hardscrabble CC	5	4	4.271	.271		34	270	113	15	3	Rheem Classic
50.	CC of Hershey (East Course)	8	3	3.270	.270		31	280	124	11	2	The Reese's Cup Classic

How the Courses Played on the 2004 Nationwide Tour

RANK	GOLF COURSE	PAR	YARDAGE	AVG SCORE	AVG OVER PAR	EAGLES	BIRDIES	PARS	BOGEYS	DOUBLE BOGEYS	TRIPLE BOGEY+	TOURNAMENT NAME
1.	Panama Golf Club	70	6,818	72.812	2.812	20	1,013	4,483	1,591	231	42	BellSouth Panama Championship
2.	Midland Country Club	72	7,354	74.364	2.364	20	1,048	4,462	1,480	225	37	Permian Basin Charity Golf Classic
3.	Kooyonga Golf Club	71	6,751	72.917	1.917	32	1,307	4,822	1,562	260	45	Jacob's Creek Open
4.	Clearwater Country Club	72	7,122	73.682	1.682	11	1,200	4,987	1,340	230	44	New Zealand PGA Championship
5.	Country Club of Hershey (East Course)	71	7,154	72.558	1.558	35	1,253	4,970	1,606	185	15	The Reese's Cup Classic
6.	Diamante Golf Club	72	7,519	73.282	1.282	22	1,314	4,958	1,465	188	27	First Tee Arkansas Classic
7.	Shadow Hills Country Club	72	7,020	72.814	.814	39	1,394	4,927	1,327	203	30	Oregon Classic
8.	Hardscrabble Country Club	70	6,783	70.772	.772	34	1,346	4,911	1,359	153	27	Rheem Classic
9.	Troy Burne Golf Club	70	7,003	70.733	.733	14	1,449	4,908	1,405	149	31	Scholarship America Showdown
10.	Glenmaura National Golf Club	71	6,990	71.723	.723	20	1,394	4,737	1,230	198	35	Northeast Pennsylvania Classic
11.	Peek'n Peak Resort, (Upper Course)	72	7,025	72.685	.685	32	1,386	5,058	1,401	153	16	Lake Erie Charity Classic at Peek 'n Peak Resort
12.	Whistle Bear Golf Club	72	7,322	72.424	.424	24	1,448	4,864	1,364	130	18	Samsung Canadian PGA Championship
13.	Empire Lakes Golf Club	71	7,017	71.393	.393	30	1,467	4,847	1,244	173	33	Mark Christopher Charity Classic
14.	TPC at Wakefield Plantation	71	7,257	71.290	.290	17	1,517	5,250	1,306	145	27	SAS Carolina Classic
15.	TPC of Virginia Beach	72	7,436	72.255	.255	26	1,334	5,019	1,140	150	17	Virginia Beach Open
16.	Redwood Meadows Golf & Country Club	72	7,265	72.226	.226	32	1,398	4,950	1,198	135	27	Alberta Classic
17.	The Cliffs at Keowee Vineyards	71	7,006	71.224	.224	13	541	1,759	413	66	16	BMW Charity Pro-Am at The Cliffs
18.	The Glen Club	71	7,219	71.110	.110	18	1,432	5,375	1,267	98	18	LaSalle Bank Open
19.	Hillcrest Country Club	71	6,769	71.000		38	1,493	4,959	1,303	114	13	Albertsons Boise Open
20.	Miccosukee Golf & Country Club	71	7,200	70.928	.072-	32	1,361	4,595	1,155	94	17	Miccosukee Championship
21.	Pete Dye Golf Club	72	7,248	71.840	.160-	31	1,666	4,765	1,209	151	44	Pete Dye West Virginia Classic
22.	Le Triomphe Country Club	72	7,079	71.688	.312-	35	1,496	4,759	1,031	155	30	Chitimacha Louisiana Open
23.	The Senator Course	72	7,661	71.681	.319-	20	885	2,560	693	60	12	Nationwide Tour Championship
24.	Fox Den Country Club	72	7,142	71.670	.330-	26	1,477	5,020	1,071	127	19	Knoxville Open
25.	Willow Creek Country Club	72	7,104	71.478	.522-	29	1,580	4,786	1,123	109	23	Envirocare Utah Classic
26.	Crestview Country Club	71	6,886	70.255	.745-	58	1,695	5,427	1,125	134	21	Preferred Health Systems Wichita Open
27.	Whirlwind Golf Club (Cattail)	72	7,240	70.621	1.379-	65	1,877	4,456	1,106	126	20	Gila River Classic at Wild Horse Pass Resort
28.	Black Creek Club	72	7,044	70.575	1.425-	81	1,932	4,466	1,030	149	46	Chattanooga Classic
29.	Highland Springs Country Club	72	7,057	70.520	1.480-	81	1,886	5,033	1,067	119	22	Price Cutter Charity Championship
30.	Champions Run	72	7,097	70.495	1.505-	107	1,947	5,112	1,119	137	20	Cox Classic
31.	The Cliffs Valley Course	72	7,023	69.753	2.247-	28	1,213	3,214	505	52	10	BMW Charity Pro-Am at The Cliffs
32.	The Dominion Club	72	7,089	69.195	2.805-	54	2,141	5,171	776	67	17	Henrico County Open

A full-page photograph of golfer Nick Watney on a green. He is wearing a white cap with a 'Tadpole' logo, a white polo shirt with thin horizontal stripes, dark grey trousers, and white golf shoes. He is holding a putter in his left hand and has his right fist clenched in a celebratory gesture. The background is a dark green wall with the word 'ONES' visible in large white letters. The entire image is framed by a blue border.

In his final two tournaments of 2004, **Nick Watney** finished second at the Miccosukee Championship and then won the Nationwide Tour Championship presented by Hyundai. He ended fifth on the Tour's money list.

All-Time Nationwide Tour Records

SCORING RECORDS (Individual):

72 holes:

- 258** (63-65-64-66), **Chris Smith**, The Champions Club (par 71), Omaha, NE, in winning the 1997 Omaha Classic (26-under par)
- 258** (65-63-65-65), **Daniel Chopra**, The Dominion Club (par 72), Glen Allen, VA, in winning the 2004 Henrico County Open (30-under par)
- 260** (65-68-62-65), **Mark Hensby**, Hardscrabble CC (par 70), Fort Smith, AR, in winning the 1998 Fort Smith Classic (20-under par)
- 261** (65-63-66-67), **Tim Conley**, Willow Creek GC (par 71), Knoxville, TN, in winning the 1993 Knoxville Open (23-under par)
- 261** (66-67-64-64), **Todd Gleaton**, Missouri Bluffs GC (par 71), St. Charles, MO, in winning the 1997 St. Louis Golf Classic (23-under par)
- 261** (63-66-64-68), **Ben Crane**, Whirlwind GC (Devil's Claw), (par 71), Chandler, AZ, in winning the 2001 Gila River Golf Classic (23-under par)
- 261** (63-66-65-67), **Bo Van Pelt**, Whirlwind GC (Devil's Claw), (par 71), Chandler, AZ, in finishing second at the 2001 Gila River Golf Classic (23-under par)
- 261** (65-67-65-64), **Jason Caron**, Whirlwind GC (Devil's Claw), (par 71), Chandler, AZ, in finishing second at the 2001 Gila River Golf Classic (23-under par)

54 holes:

- 196** (66-70-60), **Jeff Woodland**, Dakota Dunes CC (par 72), Sioux City, IA, in winning the 1991 Dakota Dunes Open (20-under par)
- 196** (67-64-65), **P.H. Horgan III**, Desert Hills GC (par 71), Yuma, AZ, in winning the 1991 Yuma Open (17-under par)
- 196** (66-63-67), **Michael Christie**, Riverside CC (par 72), Provo, UT, in winning the 1996 Utah Classic (20-under par)

First 54 holes (72-hole tournament):

- 190** (65-61-64), **David Branshaw**, Whirlwind GC (Devil's Claw), (par 71), Chandler, AZ, 2002 Gila River Golf Classic (23-under par)
- 192** (63-65-64), **Chris Smith**, The Champions Club (par 71), Omaha, NE, 1997 Omaha Classic (21-under par)
- 193** (63-64-66), **Trevor Dodds**, Heatherwoode GC (par 71), Springboro, OH, 1997 Miami Valley Open (20-under par)
- 193** (63-66-64), **Ben Crane**, Whirlwind GC (Devil's Claw), (par 71), Chandler, AZ, 2001 Gila River Golf Classic (20-under par)
- 193** (65-63-65), **Daniel Chopra**, The Dominion Club (par 72), Glen Allen, VA, 2004 Henrico County Open (23-under)
- 193** (60-66-67), **Chris Nallen**, Whirlwind GC (Cattail), (par 72), Chandler, AZ, 2004 Gila River Golf Classic (23-under par)
- 194** (65-63-66), **Tim Conley**, Willow Creek GC (par 71), Knoxville, TN, 1993 Knoxville Open (19-under par)
- 194** (62-68-64), **Brett Wetterich**, Le Triomphe CC (par 72), Broussard, LA, 2003 Chitimacha Louisiana Open (22-under)

36 holes (opening rounds):

- 125** (64-61), **Jason Gore**, Whirlwind GC (Devil's Claw), (par 71), Chandler, AZ, 2002 Gila River Golf Classic (17-under par)
- 126** (65-61), **David Branshaw**, Whirlwind GC (Devil's Claw), (par 71), Chandler, AZ, 2002 Gila River Golf Classic (16-under par)
- 126** (60-66), **Chris Nallen**, Whirlwind GC (Cattail), (par 72), Chandler, AZ, 2004 Gila River Golf Classic (18-under par)
- 127** (62-65), **Kim Young**, Dakota Dunes CC (par 72), Sioux City, IA, 1990 Dakota Dunes Open (17-under par)
- 127** (61-66), **Eric Hoos**, Reflection Ridge GC (par 72), Wichita, KS, 1991 Wichita Charity Classic (17-under par)
- 127** (63-64), **Trevor Dodds**, Heatherwoode GC (par 71), Springboro, OH, 1997 Miami Valley Open (15-under par)
- 127** (66-61), **Emlyn Aubrey**, Willowbend GC (par 72), Wichita, KS, 1998 Wichita Open (17-under par)
- 127** (63-64), **David Sutherland**, Willow Creek CC (par 72), Sandy, UT, 2001 Utah Classic (17-under par)
- 127** (66-61), **Wes Short**, Le Triomphe CC (par 72), Broussard, LA, 2003 Chitimacha Louisiana Open (17-under par)
- 127** (65-62), **D.A. Points**, Pete Dye GC (par 72), Bridgeport, WV, 2004 Pete Dye West Virginia Classic (17-under par)

36 holes (consecutive rounds):

- 125** (60-65), **Jeff Freeman**, Hardscrabble CC (par 70), third and fourth rounds, Fort Smith, AR, 2001 Fort Smith Classic (15-under par)
- 125** (64-61), **Jason Gore**, Whirlwind GC (Devil's Claw), (par 71), first and second rounds, Chandler, AZ, 2002 Gila River Golf Classic (17-under par)

- 125** (61-64), **David Branshaw**, Whirlwind GC (Devil's Claw), (par 71), second and third rounds, Chandler, AZ, 2002 Gila River Golf Classic (17-under par)
- 126** (59-67), **Doug Dunakey**, Heatherwoode GC (par 71), second and third rounds, Springboro, OH, 1998 Miami Valley Open (16-under par)
- 126** (65-61), **David Branshaw**, Whirlwind GC (Devil's Claw), (par 71), first and second rounds, Chandler, AZ, 2002 Gila River Golf Classic (16-under par)
- 126** (65-61), **Paul Gow**, Glenmaura National GC (par 71), second and third rounds, Moosic, PA, 2003 Northeast Pennsylvania Classic (16-under par)
- 126** (60-66), **Chris Nallen**, Whirlwind GC (Cattail), (par 72), first and second rounds, Chandler, AZ, 2004 Gila River Golf Classic (18-under par)

18 holes:

- 59** **Notah Begay III** (27-32), The Dominion Club (par 72), Richmond, VA, second round, 1998 Dominion Open (13-under par), 2 eagles, 9 birdies. Began on back nine, was 12-under on final 13 holes. Made the turn and eagled the par-4 first and then had hole-in-one two holes later. Closed with consecutive birdies to break 60. Finished T6.
- 59** **Doug Dunakey** (27-32), Heatherwoode GC (par 70), Springboro, OH, second round, 1998 Miami Valley Open (11-under par), 1 eagle, 1 bogey and 10 birdies. Began on front nine and was 10-under through 11 holes. Three-putted final hole from 25 feet for bogey. Finished T2.
- 60** **Jeff Woodland**, Dakota Dunes CC, Sioux City, IA, final round, 1991 Dakota Dunes Open (12-under par)
- 60** **Clark Dennis**, Missouri Bluffs GC, St. Charles, MO, final round, 1997 St. Louis Golf Classic (11-under par)
- 60** **Jimmy Green**, Raleigh CC, Raleigh, NC, first round, 1998 Carolina Classic (11-under par)
- 60** **Matthew Lane**, Sedgefield CC, Greensboro, NC, second round, 1998 Greensboro Open (10-under par)
- 60** **Jeff Freeman**, Hardscrabble CC, Fort Smith, AR, third round, 2001 Fort Smith Classic (10-under par)
- 60** **Craig Life**, The Champions Club, Omaha, NE, second round, 2003 Omaha Classic (12-under par)
- 60** **Tyler Williamson**, Highland Springs CC, Springfield, MO, fourth round, 2004 Price Cutter Charity Championship (12-under par)
- 60** **Chris Nallen**, Whirlwind GC (Cattail), Chandler, AZ, first round, 2004 Gila River Golf Classic (12-under par)

18 holes (by round):

- First round:** 60, **Jimmy Green**, Raleigh CC, Raleigh, NC, 1998 Carolina Classic (11-under par); **Chris Nallen**, Whirlwind GC (Cattail), Chandler, AZ, 2004 Gila River Golf Classic (12-under par)
- Second round:** 59, **Notah Begay III**, The Dominion Club, Richmond, VA, 1998 Dominion Open (13-under par); **Doug Dunakey**, Heatherwoode GC, Springboro, OH, 1998 Miami Valley Open (11-under par)
- Third round:** 60, **Jeff Woodland**, Dakota Dunes CC, Sioux City, IA, 1991 Dakota Dunes Open (12-under par); **Jeff Freeman**, Hardscrabble CC, Fort Smith, AR, 2001 Fort Smith Classic (10-under par)
- Fourth round:** 60, **Clark Dennis**, Missouri Bluffs GC, St. Charles, MO, 1997 St. Louis Golf Classic (11-under par); **Tyler Williamson**, Highland Springs CC, Springfield, MO, 2004 Price Cutter Charity Championship (12-under par)

9 holes:

- 27** **Notah Begay III**, The Dominion Club, Richmond, VA, second round, 1998 Dominion Open (9-under par)
- 27** **Doug Dunakey**, Heatherwoode GC, Springboro, OH, second round, 1998 Miami Valley Open (8-under par)
- 28** **Jeff Woodland**, Dakota Dunes CC, Sioux City, IA, final round, 1991 Dakota Dunes Open (8-under par)
- 28** **Tom Lehman**, Northgate GC, Reno, NV, second round, 1991 Reno Open (8-under par)
- 28** **Tommy Tolles**, Riverside CC, Provo, UT, final round, 1993 Utah Classic (8-under par)
- 28** **Joey Snyder**, The Champions Club, Omaha, NE, first round, 1999 Omaha Classic (8-under par)
- 28** **Chris Zambri**, Hillcrest CC, Boise, ID, first round, 2000 Boise Open (7-under par)
- 28** **David Lebeck**, Le Triomphe CC, Lafayette, LA, first round, 2001 Louisiana Open (8-under par)
- 28** **Jay Hobby**, The Cliffs Keowee Vineyards, Sunset, SC, second round, 2001 Charity Pro-Am (7-under par)
- 28** **Doug Barron**, Kemper Lakes GC, Long Grove, IL, third round, 2002 LaSalle Bank Open (8-under par)

All-Time Nationwide Tour Records (cont.)

- 28 Tripp Isenhour**, Hillcrest CC, Boise, ID, final round, 2003 Albertsons Boise Open (7-under par)
28 Franklin Langham, Hardscrabble CC, Fort Smith, AR, second round, 2004 Rheem Classic (7-under par)
28 Mike Springer, The Glen Club, Glenview, IL, second round, 2004 LaSalle Bank Open (7-under par)

Most strokes under par:

- 30 Daniel Chopra** in winning the 2004 Henrico County Open (258)
26 Chris Smith in winning the 1997 Omaha Classic (258)
26 Todd Barranger in winning the 2001 Dayton Open (262)
26 Bo Van Pelt in winning the 2003 Omaha Classic (262)
26 Franklin Langham in finishing second at the 2004 Henrico County Open (262)
26 Nathan Green in finishing second at the 2004 Henrico County Open (262)

Most birdies in a row:

- 9 Omar Uresti**, Southern Trace CC, Shreveport, LA, third round, 1994 Shreveport Open (holes 4-12)
8 Franklin Langham, Hardscrabble CC, Fort Smith, AR, second round, 2004 Rheem Classic (holes 3-10)

Most birdies in a row to start a round:

- 7 Rocky Walcher**, Willowbend CC, Wichita, KS, third round, 2000 Wichita Open

Most birdies in a row to finish a round:

- 6 Robert Conrad**, Empire Lakes GC, Rancho Cucamonga, CA, fourth round, 2003 Mark Christopher Charity Classic

Most birdies in a row to finish a tournament:

- 6 Robert Conrad**, Empire Lakes GC, Rancho Cucamonga, CA, 2003 Mark Christopher Charity Classic

Best birdie/eagle streak:

- 9-under **Ahmad Bateman** (B,B,B,E,B,B,B), 1996 Utah Classic
 8-under **Tom Lehman** (B,E,B,E,B,B), 1991 Reno Open
 8-under **Tommy Tolles** (B,B,B,E,B,B,B), 1993 Utah Classic
 8-under **Doug Barron** (B,B,E,B,B,B,B), 2002 LaSalle Bank Open

Most consecutive cuts made:

- 31 Chris Perry**, three events in 1993, 24 in 1994, one in 1995, three in 1996
21 Bob May, 1993

Most consecutive bogey-free holes:

- 106 Heath Slocum**, 2001 (began on the ninth hole of the final round, Greater Cleveland Open; includes 72 holes of the Dayton Open; ended on the seventh hole of the second round, Knoxville Open)

Double eagles:

- 35 times**, most recent: **Justin Bolli**, first round, 2004 Albertsons Boise Open

Most eagles in a round:

- 3 Tom Lehman** in the second round of the 1991 Reno Open
3 David Jackson in the fourth round of the 1997 Inland Empire Open
3 Harry Rudolph in the second round of the 1997 Monterrey Open
3 Kevin Johnson in the final round of the 1999 Omaha Classic
3 Jason Tyska in the final round of the 1999 Utah Classic
3 Jeff Freeman in the third round of the 2001 Omaha Classic
3 Arron Oberholser in the second round of the 2002 Utah Classic
3 Jimmy Walker, third round, 2003 Chattanooga Classic

Back-to-back eagles:

- 23 times**, most recent: **Chris Tidland**, second round, 2004 Albertsons Boise Open

Largest 18-hole lead:

- 6 strokes, **Ron Philo, Jr.**, 1994 Pensacola Classic

Largest 36-hole lead:

- 6 strokes, **Joe Durant**, 1996 Shreveport Open
 6 strokes, **David Sutherland**, 2001 Utah Classic
 6 strokes, **D.A. Points**, 2004 Pete Dye West Virginia Classic

Largest 54-hole lead:

- 6 strokes, **John Flannery**, 1992 South Carolina Classic

- 6 strokes, **Robert Garrigus**, 2004 Chitimacha Louisiana Open
 6 strokes, **D.A. Points**, 2004 Pete Dye West Virginia Classic
 6 strokes, **Chris Nallen**, 2004 Gila River Golf Classic

VICTORY RECORDS

Most victories during career (see All-Time Tour Winners, pages 5.16-5.23):

- 6 Sean Murphy** (1992-1/1993-4/1995-1)
6 Matt Gogel (1996-1/1997-1/1998-2/1999-2)
5 Chris Smith (1995-2/1997-3)
5 Pat Bates (1994-1/1997-1/2001-3)

Most victories in a calendar year:

- 4 Sean Murphy** (1993)
3 Dick Mast (1990)
3 Jim McGovern (1990)
3 Mike Springer (1990)
3 Tom Lehman (1991)
3 Brian Henninger (1992)
3 John Flannery (1992)
3 Jerry Haas (1994)
3 Allen Doyle (1995)
3 Michael Christie (1996)
3 Stewart Cink (1996)
3 Chris Smith (1997)
3 Heath Slocum (2001)
3 Chad Campbell (2001)
3 Pat Bates (2001)
3 Patrick Moore (2002)
3 Tom Carter (2003)



Tom Lehman

Most consecutive victories:

- 2 Tommy Armour III**, 1994 Miami Valley Open and Cleveland Open
2 Jerry Haas, 1994 Tri-Cities Open and Sonoma County Open
2 Chris Smith, 1997 Dakota Dunes Open and Omaha Classic
2 Carl Paulson, 1999 Utah Classic and Boise Open (consecutive starts)
2 Pat Bates, 2001 Shreveport Open and Tour Championship
2 Jason Gore, 2002 Oregon Classic and Albertsons Boise Open
2 Daniel Chopra, 2004 First Tee Arkansas Classic and Henrico County Open (consecutive starts)
2 Charles Warren, 2004 Samsung Canadian PGA Championship and Cox Classic (consecutive starts)

Best defense of a title:

- Michael Clark**, lost in playoff, 1997 Puget Sound Open (Kevin Johnson, second extra hole)
Buddy Gardner, second, 1991 Panama City Beach Open (3 strokes back)
Todd Barranger, T2, 2002 Dayton Open (3 strokes back)

Winning the same event twice:

- Chris Smith**, 1995, 1997 Dakota Dunes Open
Ryan Howison, 1997, 1999 Lakeland Classic
Pat Bates, 1999, 2001 Dakota Dunes Open

Most first-time winners during calendar year:

- 23** 1991
20 2002
19 2000
18 1998, 2004

Youngest winners:

- James Oh**, 21 years, 5 months, 27 days, 2003 Mark Christopher Charity Classic
David Duval, 21 years, 9 months, 1993 Wichita Open
David Duval, 21 years, 11 months, 1993 Tour Championship
Chris Nallen, 22 years, 6 months, 1 day 2004 Gila River Golf Classic

Oldest winners:

- Dick Mast**, 48 years, 6 months, 17 days, 1999 New Mexico Classic
Allen Doyle, 47 years, 3 months, 26 days, 1995 Tour Championship
Allen Doyle, 47 years, 1 month, 1 day, 1995 Texarkana Open
Allen Doyle, 46 years, 8 months, 1995 Mississippi Gulf Coast Classic
Frank Conner, 45 years, 7 months, 1991 Tulsa Open

All-Time Nationwide Tour Records (cont.)

Youngest to play in an event:

Michelle Wie, 13 years, 11 months, 7 days, 2003 Albertsons Boise Open
Gregory LaVoie, 15 years, 8 months, 2 days, 1999 Tri-Cities Open
Sean Harlinton, 16 years, 9 months, 13 days, 2003 Mark Christopher Charity Classic
Michael Beard, 17 years, 1 month, 6 days, 1997 Inland Empire Open
Sean O'Hair, 17 years, 1 month, 8 days, 1999 Fort Smith Classic

Most years between victories:

10 years, 8 months, 17 days, **Franklin Langham** (1993 Permian Basin Open-2004 Rheem Classic)
 10 years, 3 months, 27 days, **Scott Gump** (1994 Greater Greenville Classic-2004 Albertsons Boise Open)
 9 years, 3 months, 23 days, **Dick Mast** (1990 Fort Wayne Open-1999 New Mexico Classic)

Left-handed winners (2):

Vic Wilk, 1994 Knoxville Open
Steve Flesch, 1997 Tour Championship

Largest winning margin:

11 strokes **Chris Smith**, 1997 Omaha Classic
 8 strokes **Chris Nallen**, 2004 Gila River Golf Classic
 7 strokes **Jon Christian**, 1992 Connecticut Open
 7 strokes **Tim Conley**, 1993 Knoxville Open
 7 strokes **Mike Brisky**, 1994 Texarkana Open
 7 strokes **Charles Warren**, 2004 Samsung Canadian PGA Championship

Best come-from-behind victory:

10 strokes **John Flannery**, 1991 Reno Open
 10 strokes **Gary Hallberg**, 2002 Northeast Pennsylvania Classic
 8 strokes **Stan Utley**, 1995 Louisiana Open
 8 strokes **Jimmy Walker**, 2004 Chitimacha Louisiana Open

Won event after open-qualifying (17):

Tom Garner, 1990 Central New York Classic
John Flannery, 1991 Reno Open
Glen Hnatiuk, 1992 Mississippi Gulf Coast Classic
John Dowdall, 1992 Hawkeye Open
Perry Moss, 1992 Texarkana Open
Sonny Skinner, 1993 Shreveport Open
Angel Franco, 1993 Dominion Open
Michael Christie, 1995 Carolina Classic
P.J. Cowan, 1996 Tallahassee Open
Paul Gow, 1997 Permian Basin Open
Darron Stiles, 1999 Dominion Open
Ben Crane, 2000 Wichita Open
Jace Bugg, 2002 Arkansas Classic
Patrick Moore, 2002 Richmond Open
Andy Miller, 2002 State Farm Open
James Oh, 2003 Mark Christopher Charity Classic
Chris Nallen, 2004 Gila River Golf Classic



John Flannery

Victorious in first Nationwide Tour event (10):

Mike Springer, 1990 Bakersfield Open
Buddy Gardner, 1990 Panama City Beach Classic
Ted Tryba, 1990 Gateway Open
Lindy Miller, 1990 Amarillo Open
P.H. Horgan III, 1991 Yuma Open
Gary McCord, 1991 Gateway Open
Angel Franco, 1993 Dominion Open
Stuart Appleby, 1995 Monterrey Open
Gavin Coles, 2002 Jacob's Creek Open
Chris Nallen, 2004 Gila River Golf Classic

Quickest to win twice to start the season:

Jimmy Walker, four events, 2004

Quickest to win twice in fewest starts, single season:

Daniel Chopra, two starts, 2004

Quickest to win twice in fewest starts, career:

Kevin Stadler, four starts

Fewest starts needed to finish in top-20 and graduate to PGA TOUR:

Brendan Jones, 8 starts, 2004

Most consecutive years with a victory:

4 **Matt Gogel**, 1996-99
 3 **Ted Tryba**, 1990-92
 3 **Mike Schuchart**, 1993-95

Victorious in event after making the cut on the number:

Doug Martin, 1993 South Texas Open
Stan Utley, 1995 Louisiana Open
Tripp Isenhour, 2000 Mississippi Gulf Coast Open
Justin Bolli, 2004 Chattanooga Classic

Victories by international players:

Australia (17) Mark Hensby (3) Stuart Appleby (2) Mathew Goggin (2) Paul Gow (2) Gavin Coles (2) Bradley Hughes Brendan Jones Anthony Painter Peter O'Malley Andre Stolz Euan Walters	New Zealand (4) Michael Long (2) Steven Alker Phil Tataurangi	Mexico (1) Keoke Cotner
Canada (13) Glen Hnatiuk (4) David Morland IV (2) Rick Todd (2) Jerry Anderson Ahmad Bateman David Hearn Ian Leggatt Richard Zokol	South Africa (4) Tim Clark (2) Deane Pappas (2)	Namibia (1) Trevor Dodds
England (1) Edward Fryatt	Japan (2) Ryuji Imada (2)	New Guinea (1) Jeff Woodland
Malaysia (1) Iain Steel	Sweden (2) Daniel Chopra (2)	Paraguay (1) Angel Franco
	Wales (1) Richard Johnson	Trinidad and Tobago (1) Stephen Ames
		Yugoslavia (1) Zoran Zorkic

Longest sudden-death playoffs:

9 holes **Eric Booker** defeated **Notah Begay III** in the 1998 Lehigh Valley Open
 8 holes **Tom Lehman** defeated **John Wilson** and **Tim Straub** in the 1991 Mississippi Gulf Coast Classic
 8 holes **Chris Anderson** defeated **Brendan Jones**, **Jason Buha** and **Paul Gow** in the 2004 SAS Carolina Classic
 8 holes **Ben Bates** defeated **Paul Gow** in the 2004 Reese's Cup Classic

Most players in a sudden-death playoff:

4 1991 Reno Open, **John Flannery** defeated **Esteban Toledo**, **Tom Lehman** and **Rob Boldt**
 4 1993 Utah Classic, **Sean Murphy** defeated **Tommy Moore**, **Curt Byrum** and **Jim Carter**
 4 1994 Central Georgia Open, **Rick Pearson** defeated **Danny Briggs**, **Bill Murchison** and **Charlie Rymer**
 4 1997 Wichita Open, **Ben Bates** defeated **Jeff Brehaut**, **Carl Paulson** and **Chris Smith**
 4 2002 Hershey Open, **Cliff Kresge** defeated **Joel Kribel**, **Steve Ford** and **Brian Claar**
 4 2002 State Farm Open, **Andy Miller** defeated **Dave Stockton, Jr.**, **John Restino** and **Doug Garwood**
 4 2004 SAS Carolina Classic, **Chris Anderson** defeated **Brendan Jones**, **Jason Buha** and **Paul Gow**
 4 2004 Scholarship America Showdown, **Kevin Stadler** defeated **Kyle Thompson**, **Chris Tidland** and **Mathew Goggin**
 4 2004 Preferred Health Systems Wichita Open, **Bradley Hughes** defeated **Erik Compton**, **Scott Harrington** and **Hunter Haas**

Most playoffs (season):

13 1995
 9 1991, 1998, 2004

Fewest playoffs (season):

2 1997

All-Time Nationwide Tour Records (cont.)

Most playoff appearances (season):

4 **Tom Lehman**, 1991 (2-2)

Most playoff appearances (career):

5 **Tom Scherrer** (1-4)

Most career playoff victories:

3 **Matt Gogel**

Most playoff victories in a season:

2 **Allen Doyle**, 1995
 2 **Tom Lehman**, 1991
 2 **David Toms**, 1995
 2 **Matt Gogel**, 1998
 2 **Robin Freeman**, 1998
 2 **Cliff Kresge**, 2002
 2 **Kevin Stadler**, 2004

Most playoff losses (season):

3 **Franklin Langham**, 1995
 3 **Paul Gow**, 2004

Most playoff losses (career):

4 **Tom Scherrer**, (1-4)

Consecutive runner-up finishes:

3 **Chris Smith**, 2000 South Carolina Classic, Knoxville Open, Richmond Open
 3 **Zach Johnson**, 2003 The Reese's Cup Classic, Henrico County Open, Dayton Open

Runner-up finishes (season):

5 **Chris Smith**, 2000

Runner-up finishes (career):

9 **Chris Smith**

MISCELLANEOUS RECORDS

Hole-in-one, Par-4:

Chip Beck, 2003 Omaha Classic, No. 9, 315 yards

Low 36-hole cut:

137 7-under, 1991 Dakota Dunes Open
 137 5-under, 2002 Gila River Golf Classic
 137 3-under, 2000 Greensboro Open
 137 7-under, 2004 Henrico County Open
 138 6-under, 1990 Dakota Dunes Open
 138 6-under, 2000 Wichita Open
 138 6-under, 2001 Permian Basin Open
 138 6-under, 2002 Louisiana Open
 138 4-under, 2001 Gila River Golf Classic
 138 6-under, 2003 Chitimacha Louisiana Open

High 36-hole cut:

154 10-over, 1991 South Texas Open
 153 9-over, 1990 New England Classic

Most players to make the 36-hole cut:

80 2001 Boise Open
 80 2004 Cox Classic

Most players tied for the lead after 18 holes:

8 **Jamie Rogers**, **Todd Barranger**, **Mike Grob**, **Brendan Pappas**, **Steve Runge**, **Sung Man Lee**, **Omar Uresti**, **Iain Steel**, 2001 Ozarks Open

Most players tied for the lead after 36 holes:

5 **Lon Hinkle**, **Tim Loustalot**, **Jeff Gallagher**, **Rick Todd** and **Mike Warner**, 1991 Tri-Cities Open
 5 **Chris Rule**, **Tom Garner**, **Jeff Gallagher**, **Jim Carter** and **Jim Furyk**, 1993 Utah Classic
 5 **Richard Barcelo**, **Patrick Moore**, **Brian Wilson**, **Jimmy Walker** and **Dave Stockton, Jr.**, 2002 LaSalle Bank Open

5 **Charles Warren**, **Doug Barron**, **Bill Lunde**, **David McKenzie** and **Kenneth Staton**, 2004 Samsung Canadian PGA Championship

Most players tied for the lead after 54 holes:

5 **Jim Carter**, **R.W. Eaks**, **Tom Scherrer**, **David Jackson** and **Chris Perry**, 1994 New Mexico Charity Classic

Best finish by an amateur:

T2 **Charles Howell III**, 2000 Greensboro Open
 Third **Sergio Garcia**, 1998 Greensboro Open
 Fifth **Michael Combs**, 1991 Tri-Cities Open

Consecutive Top-10 finishes:

6 **Doug Martin**, 1993

Most starts in a career:

358 **Steve Haskins**
 278 **Ben Bates**
 278 **John Elliott**
 258 **R.W. Eaks**
 248 **Matt Peterson**

Most cuts made in a career:

191 **Steve Haskins**
 174 **Ben Bates**
 155 **Paul Claxton**
 147 **R.W. Eaks**
 146 **Matt Peterson**

Most consecutive starts:

83 **Carl Paulson** (1997-99)
 78 **Jeff Gallagher** (1990-92)

Most money won in a single season:

\$494,882 **Zach Johnson**, 2003 (23 events)
 \$394,552 **Chad Campbell**, 2003 (23 events)
 \$392,337 **Joe Ogilvie**, 2003 (23 events)
 \$381,965 **Patrick Moore**, 2002 (20 events)
 \$371,346 **Jimmy Walker**, 2004 (25 events)

Most money won in a single season without a victory:

\$306,573 **Rod Pampling**, 2001 (26 events)
 \$248,175 **Doug Barron**, 2002 (19 events)
 \$247,218 **Paul Gow**, 2004 (27 events)
 \$239,010 **Tim Petrovic**, 2001 (23 events)
 \$237,636 **Jason Dufner**, 2003 (26 events)

Most money won in a career:

\$844,499 **Pat Bates**
 \$832,916 **Mark Hensby**
 \$783,848 **Darron Stiles**
 \$778,958 **John Elliott**
 \$778,417 **Paul Claxton**

Quickest to reach \$200,000 in earnings:

5 tournaments **Jimmy Walker**, 2004

Quickest to reach \$200,000 in earnings (fewest starts):

5 tournaments **Vaughn Taylor**, 2003
 5 tournaments **Jimmy Walker**, 2004

Quickest to reach \$300,000 in earnings:

14 tournaments **Joe Ogilvie**, 2003

Quickest to reach \$300,000 in earnings (fewest starts):

11 tournaments **Joe Ogilvie**, 2003

Quickest to reach \$400,000 in earnings:

22 tournaments **Zach Johnson**, 2003

Quickest to reach \$400,000 in earnings (fewest starts):

16 tournaments **Zach Johnson**, 2003

All-Time Nationwide Tour Records (cont.)

Number of \$100,000 winners in a single year:

60	2004
53	2000
47	2001
46	2002
44	2003
22	1999, 1998
16	1997
15	1995, 1994
11	1996
7	1993
6	1992
2	1991
1	1990

Number of \$200,000 winners in a season:

18	2004
15	2003
12	2002
10	2000
8	2001
3	1999
1	1996, 1995

Number of \$300,000 winners in a season:

5	2004
4	2001, 2003
2	2002
1	2000

Number of \$400,000 winners in a season:

1	2003
---	------

Number of Nationwide Tour members gaining PGA TOUR cards:

1990	27 (5 graduates and 22 via qualifying tournament)
1991	19 (5 graduates and 14 via qualifying tournament)
1992	24 (10 graduates and 14 via qualifying tournament)
1993	25 (10 graduates and 15 via qualifying tournament)
1994	22 (10 graduates and 12 via qualifying tournament)
1995	28 (10 graduates and 18 via qualifying tournament)
1996	31 (10 graduates and 21 via qualifying tournament)
1997	39 (15 graduates and 24 via qualifying tournament)
1998	38 (15 graduates and 23 via qualifying tournament)
1999	23 (15 graduates and 8 via qualifying tournament)
2000	26 (15 graduates and 11 via qualifying tournament)
2001	37 (15 graduates and 22 via qualifying tournament)

2002	41 (15 graduates and 26 via qualifying tournament)
2003	43 (20 graduates and 23 via qualifying tournament)
2004	43 (20 graduates and 23 via qualifying tournament)

\$1 million or more earned on PGA TOUR by Nationwide Tour graduates the following season:

\$2,718,766	Mark Hensby (2004)
\$2,417,685	Zach Johnson (2004)
\$1,956,565	John Rollins (2002)
\$1,636,876	Ted Purdy (2004)
\$1,592,344	Ryan Palmer (2004)
\$1,553,825	Bo Van Pelt (2004)
\$1,462,713	Jonathan Byrd (2002)
\$1,443,363	Joe Ogilvie (2004)
\$1,313,814	Dennis Paulson (1999)
\$1,255,314	Notah Begay III (1999)
\$1,176,434	Vaughn Taylor (2004)
\$1,073,847	J.J. Henry (2001)



Ryan Palmer

Highest finish on the PGA TOUR money list by Nationwide Tour graduates the following season:

11th	David Duval (1995)
15th	Mark Hensby (2004)
19th	Zach Johnson (2004)
24th	Tom Lehman (1992)
25th	John Rollins (2002)
27th	Dennis Paulson (1999)
29th	Stewart Cink (1997)

Past Leading Money Winners

1990	Jeff Maggert , \$108,644 (22 events)
1991	Tom Lehman , \$141,934 (28 events)
1992	John Flannery , \$164,115 (28 events)
1993	Sean Murphy , \$166,293 (26 events)
1994	Chris Perry , \$167,148 (24 events)
1995	Jerry Kelly , \$188,878 (28 events)
1996	Stewart Cink , \$251,699 (21 events)
1997	Chris Smith , \$225,201 (17 events)
1998	Bob Burns , \$178,664 (23 events)
1999	Carl Paulson , \$223,051 (28 events)
2000	Spike McRoy , \$300,638 (28 events)
2001	Chad Campbell , \$394,552 (23 events)
2002	Patrick Moore , \$381,965 (20 events)
2003	Zach Johnson , \$494,882 (20 events)
2004	Jimmy Walker , \$371,346 (25 events)



Jerry Kelly

Three-Victory Promotion to PGA TOUR



1997 Chris Smith
(Upstate Classic,
Dakota Dunes Open,
Omaha Classic)



2001 Heath Slocum
(Greater Cleveland
Open, Knoxville Open,
Omaha Classic)



2001 Chad Campbell
(Richmond Open,
Permian Basin Open,
Monterey Peninsula
Classic)



2001 Pat Bates
(Siouxland Open,
Shreveport Open, Tour
Championship)



2002 Patrick Moore
(Richmond Open, Lake
Erie Charity Classic,
Tour Championship)



2003 Tom Carter
(Samsung Canadian
PGA Championship,
Price Cutter Charity
Championship, Alberta
Calgary Classic)

The Last Time

WINNERS:

- Last sponsor's exemption to win:**
Kevin Stadler, 2004 Lake Erie Charity Classic (6/27/04)
- Last to win back-to-back events:**
Jason Gore, 2002 Oregon Classic (9/15/02) and Albertsons Boise Open (9/22/02)
- Last to win back-to-back starts:**
Charles Warren, 2004 Samsung Canadian PGA Championship (7/25/04) and Cox Classic (8/8/04)
- Last open-qualifier to win:**
Chris Nallen, 2004 Gila River Golf Classic (10/10/04)
- Last lefthander to win:**
Steve Flesch, 1997 Tour Championship (10/19/97)
- Last to win first Nationwide Tour start:**
Chris Nallen, 2004 Gila River Golf Classic (10/10/04)
- Last wire-to-wire winner (no ties):**
Chris Nallen, 2004 Gila River Golf Classic (10/10/04)
- Last player to win with over-par score:**
Roger Salazar, 1991 South Texas Open (3/3/91, 3-over par)
- Last to win after gaining entry as top-25 qualifier:**
Vaughn Taylor, 2003 Knoxville Open (6/29/03)
- Last former PGA TOUR champion to win:**
Guy Boros, 2003 Dayton Open (7/27/03)
- Last player to win using long putter:**
Kevin Stadler, 2004 Scholarship America Showdown (7/11/04)
- Last player to win first and last events of season:**
Mike Springer, 1990 Bakersfield Open (2/4/90) and El Paso Open (10/21/90)
- Last player to win by chipping in from off the green on 72nd hole:**
Cliff Kresge, 2002 Virginia Beach Open (5/05/02)
- Last player to win by chipping in from off the green in playoff:**
John Maginnes, 1998 Dakota Dunes Open (8/2/98)
- Last player to make the cut on the number and go on to victory:**
Justin Bolli, 2004 Chattanooga Classic (70-75—145, 1-over)
- Last player to make a hole-in-one in a tournament and go on to victory:**
Chris Nallen, 2004 Gila River Golf Classic
- Last player to make a hole-in-one in final round of a tournament and go on to victory:**
David Duval, 1993 Tour Championship (10/17/93)

TOURNAMENT FINISHES:

- Last 36-hole event:**
 2001 Ozarks Open (72-hole event, two rounds canceled)
- Last 54-hole event:**
 2002 Tour Championship (72-hole event, one round canceled)
- Last 52-hole event:**
 1997 Puget Sound Open (72-hole event, one round canceled and course shortened to 17 holes for first two rounds)
- Last Monday finish:**
 2001 Fort Smith Classic (playoff finished Monday, **Jay Delsing** def. **Jeff Freeman**)
- Last 36-hole day:**
 1999 Omaha Classic (third and fourth rounds on Sunday)
- Last time tournament canceled:**
 2001 Oregon Classic

WEATHER:

- Last time two rounds rained out:**
 2001 Ozarks Open
- Last time it hailed during tournament:**
 1993 Miami Valley Open (second round 5/21/93)
- Last time course shortened to less than 18 holes:**
 1997 Puget Sound Open (17-hole course-flooding made first hole unplayable for first two rounds)
- Last time tournament postponed and rescheduled later in season:**
 2003 Henrico County Open

DOUBLE EAGLES, ACES AND EAGLES:

- Last time double eagle:**
Justin Bolli, 2004 Albertsons Boise Open (first round, 9/23/04)
- Last time two aces same round:**
Jody Bellflower and **Bob Blean**, 2004 Gila River Golf Classic (second round, 10/8/04)
- Last time back-to-back eagles:**
Chris Tidland, 2004 Albertsons Boise Open (second round, 9/24/04)
- Last time three eagles same round:**
Jimmy Walker, 2003 Chattanooga Classic (third round, 8/2/03)
- Last time double eagle and eagle same round:**
Joey Snyder, 1999 Omaha Classic (first round, 8/5/99)
- Last time hole-in-one, first swing of first tournament of season:**
Lan Gooch, 1998 Lakeland Classic (first round, 1/8/98)
- Last player to make a hole-in-one on a par-4:**
Chip Beck, 2003 Omaha Classic (7/7/03), first round, No. 9, 315 yards, driver

PLAYOFFS:

- Last one-hole playoff:**
 2004 Preferred Health Systems Wichita Classic (**Bradley Hughes** def. **Erik Compton**, **Scott Harrington** and **Hunter Haas**, 8/1/04)
- Last two-hole playoff:**
 2002 Virginia Beach Open (**Cliff Kresge** def. **Arron Oberholser**, 5/05/02)
- Last three-hole playoff:**
 2004 Permian Basin Charity Golf Classic (**Charley Hoffman** def. **Jeff Gove** and **Craig Lile**, 10/17/04)
- Last four-hole playoff:**
 2004 Lake Erie Charity Classic (**Kevin Stadler** def. **Bubba Watson** and **Michael Long**, 6/27/04)
- Last five-hole playoff:**
 2004 BMW Charity Pro-Am at The Cliffs (**Ryuji Imada** def. **Paul Gow**, 5/2/04)
- Last six-hole playoff:**
 1994 Shreveport Open (**Omar Uresti** def. **Pat Bates**, 4/24/94)
- Last seven-hole playoff:**
 2000 Carolina Classic (**Mark Hensby** def. **Manny Zerman**, 7/2/00)
- Last eight-hole playoff:**
 2004 Reese's Cup Classic (**Ben Bates** def. **Paul Gow**, 7/4/04)
- Last nine-hole playoff:**
 1998 Lehigh Valley Open (**Eric Booker** def. **Notah Begay III**, 6/21/98)
- Last playoff won with eagle:**
 2002 Permian Basin Open (**Tag Ridings** def. **Mark Hensby**, 8/25/02)
- Last playoff won with birdie:**
 2004 Permian Basin Charity Golf Classic (**Charley Hoffman** def. **Jeff Gove** and **Craig Lile**, 10/17/04)
- Last playoff won with par:**
 2004 Reese's Cup Classic (**Ben Bates** def. **Paul Gow**, 7/4/04)
- Last two-man playoff:**
 2004 Reese's Cup Classic (**Ben Bates** def. **Paul Gow**, 7/4/04)
- Last three-man playoff:**
 2004 Permian Basin Charity Golf Classic (**Charley Hoffman** def. **Jeff Gove** and **Craig Lile**, 10/17/04)
- Last four-man playoff:**
 2004 Preferred Health Systems Wichita Open (**Bradley Hughes** def. **Erik Compton**, **Scott Harrington** and **Hunter Haas**, 8/1/04)

MISCELLANEOUS:

- Last bogey-free event (72 holes) by a player:**
Heath Slocum, 2001 Dayton Open

Past Players Gaining Exempt PGA Tour Status/How Fared Next Year

	Name	Nationwide Tour	PGA TOUR
1990	Jeff Maggert	\$108,644*	\$240,940#
	Jim McGovern	99,841*	88,869
	Dick Mast	92,841*	17,274
	Mike Springer	82,906*	178,587#
	Ed Humenik	78,753*	124,497#
1991	Tom Lehman	141,934*	579,093#
	Olin Browne	106,406*	84,152
	P.H. Horgan III	84,432*	123,684#
	Jerry Anderson	77,919*	19,312
	Frank Conner	77,450*	74,785
1992	John Flannery	164,115*	161,234#
	Brian Henninger	128,301*	112,811
	Steve Lowery	114,553*	188,287#
	Ted Tryba	105,952*	136,670#
	David Jackson	104,222*	53,563
	Jeff Woodland	102,326	73,367
	Brian Kamm	88,608	183,185#
	Rick Dalpos	78,540	31,585
	Russell Beiersdorf	77,847	111,750
	Jaime Gomez	75,271	77,495
1993	Sean Murphy	166,293*	97,597
	Doug Martin	147,003*	81,201
	Stan Utley	144,127*	63,345
	Bob May	132,656*	31,079
	John Morse	122,627*	146,137#
	Tommy Moore	102,004	12,601
	Olin Browne	100,754	101,580
	Larry Silveira	93,098	99,671
	Chris DiMarco	90,687	216,839#
	Curt Byrum	88,757	137,587
1994	Chris Perry	167,148*	113,632
	Scott Gump	161,035*	184,828#
	Pat Bates	155,469*	48,049
	Jim Carter	142,750*	180,664#
	Skip Kendall	131,067*	93,606
	Bruce Vaughan	129,617	77,561
	Tommy Armour III	126,620	134,407
	David Duval	126,430	881,436#
	Jerry Haas	116,583	78,769
	Emlyn Aubrey	113,919	137,020
1995	Jerry Kelly	188,878*	336,748#
	Allen Doyle	176,652*	136,789
	David Toms	174,892*	205,188#
	Franklin Langham	158,990*	83,632
	Stuart Appleby	144,419*	164,483
	Tom Scherrer	143,404	136,323
	Chris Smith	143,200	41,112
	Sean Murphy	118,985	86,394
	Hugh Royer III	118,804	183,066#
	Brad Fabel	115,513	228,667#
1996	Stewart Cink ¹	251,699*	809,580#
	Michael Christie	193,971*	204,883#
	Joe Durant	159,386*	240,936#
	David Berganio, Jr.	146,047*	118,290
	Brett Quigley	123,763*	172,023
	Dave Rummells	122,778	90,345
	P.H. Horgan III	120,760	226,249#

	Name	Nationwide Tour	PGA TOUR
	Lee Porter	\$108,030	\$62,136
	Skip Kendall	107,396	320,800#
	Eric Johnson	103,929	92,091
	1997 Chris Smith	225,201*	184,933
	Mark Carnevale	184,997	174,470
	Chris DiMarco	135,513	260,334#
	Steve Flesch	133,190	777,186#
	Trevor Dodds ¹	130,983	791,340#
	Barry Cheesman	120,033	310,535#
	J.L. Lewis	119,829	287,753#
	Brian Kamm	118,005	87,326
	R.W. Eaks	117,665	199,499
	Glen Hnatiuk	116,381	148,098
	Joe Daley	105,297	42,092
	Ben Bates	105,089	260,225#
	Harrison Frazar	104,023	461,633#
	Mike Small	102,079	112,336
	Bobby Wadkins	101,717	171,854
1998	Bob Burns	178,664*	138,118
	Robin Freeman	169,389	62,495
	Joe Ogilvie	157,812	287,346
	Eric Booker	153,526	320,753#
	John Maginnes	145,210	426,666#
	Dennis Paulson	145,065	1,313,814#
	Charles Raulerson	142,976	326,893#
	Woody Austin	140,955	338,045#
	Mike Sposa	140,139	255,408
	Notah Begay III ²	136,289	1,255,314#
	Jimmy Green	131,942	152,091
	Sean Murphy	130,030	185,299
	Emlyn Aubrey	129,967	290,806
	Tom Scherrer	129,134	427,849#
	Doug Dunakey	128,052	298,069
1999	Carl Paulson	223,051*	741,995#
	Joel Edwards	213,937	638,422#
	Marco Dawson	201,219	44,290
	Mathew Goggins	187,894	414,123#
	Edward Fryatt	186,356	611,209#
	Bob Heintz	180,222	127,412
	Matt Gogel	180,173	604,199#
	Glen Hnatiuk	176,085	482,744#
	Shaun Micheel	173,411	467,431#
	Ryan Howison	154,815	99,149
	Brad Elder	146,263	700,738#
	Jeff Gove	129,692	153,753
	Kelly Gibson	128,134	103,304
	Casey Martin	122,742	143,248
	Steve Gotsche	118,638	164,203
2000	Spike McRoy	300,638*	401,654
	Mark Hensby	291,757	155,629
	Tim Clark	288,056	21,750
	Briny Baird	271,897	812,001#
	Ian Leggatt	259,724	368,862
	Chris Smith	236,541	932,810#
	Kent Jones	220,081	87,308
	Tripp Isenhour	219,630	299,452
	Paul Gow	209,449	608,382#

	Name	Nationwide Tour	PGA TOUR
	John Riegger	\$200,904	\$342,221
	David Berganio, Jr.	196,512	685,082#
	Jeff Gallagher	193,811	20,984
	J.J. Henry	192,287	1,073,847#
	Kelly Grunewald	192,225	59,244
	Jeff Hart	178,489	219,386
	2001 Chad Campbell	394,552*	825,474#
	Pat Bates	352,261*	537,284#
	Heath Slocum	339,670*	864,615#
	Rod Pampling	306,573	776,903#
	Deane Pappas	271,169	494,404
	John Rollins ¹	242,841	1,956,565#
	Tim Petrovic	239,010	797,206#
	Jonathan Byrd ¹	222,244	1,462,713#
	Jeff Gove	198,812	271,652
	Brendan Pappas	188,152	83,519
	Bo Van Pelt	175,947	139,357
	Matt Peterson	169,947	266,543
	Richard Zokol	167,192	53,437
	Jason Hill	166,899	150,860
	Michael Long	161,665	157,723
	2002 Patrick Moore	381,965*	19,411^
	Arron Oberholser	319,883	619,865#
	Doug Barron	248,175	224,589
	Steven Alker	247,008	261,359
	Cliff Kresge	245,265	734,667#
	Jason Gore	241,940	208,801
	Todd Fischer	234,777	621,398#
	Marco Dawson	227,590	601,729#
	Darron Stiles	222,845	346,694
	Aaron Baddeley	216,536	989,168#
	Jason Buha	204,938	72,833
	Patrick Sheehan	201,231	618,019#
	Gavin Coles	189,745	55,350
	Tag Ridings	187,494	31,275^
	Todd Barranger	186,666	158,700
	2003 Zach Johnson ¹	494,882*	2,417,685#
	Joe Ogilvie	392,337	1,443,363#
	Tom Carter	360,990	395,780
	Chris Couch	342,874	100,283
	Bo Van Pelt	289,248	1,553,825#
	Ryan Palmer ¹	286,066	1,592,344#
	Mark Hensby ¹	276,519	2,718,766#
	Tripp Isenhour	262,646	90,699
	Jason Bohn	255,191	567,930
	Jason Dufner	237,637	317,770
	Vaughn Taylor ¹	223,988	1,176,434#
	Blaine McCallister	223,232	162,700
	Andre Stolz ¹	218,867	808,373#
	Guy Boros	210,461	130,783
	Ted Purdy	206,584	1,636,876#
	D. J. Brigman	195,941	356,943
	Lucas Glover	193,989	557,454
	David Morland IV	190,284	164,435
	Craig Bowden	180,238	494,568
	Tommy Tolles	79,963	151,852

* = fully-exempt position
 # = retained card via money list
 ^ limited playing appearances due to injury

¹ = one win
² = two wins

Individual Playoff Records

ALARCON, Rafael, (0-1)

1995: Lost to Stuart Appleby, Monterrey Open.

ALKER, Steve, (1-0)

2002: Defeated Mike Heinen, Louisiana Open.

ANDERSON, Chris, (1-1)

1992: Lost to Russell Beiersdorf, Fort Wayne Open. 2004: Defeated Brendan Jones, Jason Buha and Paul Gow, SAS Carolina Classic.

ANDERSON, Jerry, (1-1)

1991: Lost to Bob Friend, Fort Wayne Open. Defeated Fran Quinn, Texarkana Open.

APPLEBY, Stuart (1-1)

1995: Defeated Rafael Alarcon, Monterrey Open. Lost to Mike Schuchart, Ozarks Open.

ARMOUR III, Tommy, (1-0)

1994: Defeated Scott Gump and Tom Scherrer, Cleveland Open.

AUSTIN, Woody, (0-1)

1998: Lost to Stiles Mitchell, Permian Basin Open.

BARLOW, Jeff, (0-1)

1998: Lost to Stiles Mitchell, Permian Basin Open.

BATEMAN, Ahmad, (0-1)

2000: Lost to David Berganio, Jr., Omaha Classic.

BATEMAN, Brian, (0-1)

1998: Lost to Matt Gogel, Tri-Cities Open.

BATES, Ben, (2-0)

1997: Defeated Jeff Brehaut, Carl Paulson and Chris Smith, Wichita Open. 2004: Defeated Paul Gow, Reese's Cup Classic.

BATES, Pat, (0-2)

1994: Lost to Omar Uresti, Shreveport Open. 2000: Lost to Pat Perez, Ozarks Open.

BAUGH, Beau, (0-1)

1991: Lost to Jeff Coston, Shreveport Open.

BEGAY, Notah III, (0-1)

1998: Lost to Eric Booker, Lehigh Valley Open.

BEIERSDORF, Russell, (2-0)

1991: Defeated Rich Parker, Boise Open. 1992: Defeated Chris Anderson, Fort Wayne Open.

BERGANIO, David, Jr., (1-0)

2000: Defeated Ahmad Bateman, Omaha Classic.

BERTSCH, Shane (0-1)

2004: Lost to Hunter Haas, Knoxville Open.

BOHN, Jason, (0-2)

2003: Lost to Tom Carter, Samsung Canadian PGA Championship. Lost to Chris Couch, Oregon Classic.

BOLDT, Rob, (0-1)

1991: Lost to John Flannery, Reno Open.

BOLLI, Justin (0-1)

2004: Lost to Hunter Haas, Knoxville Open.

BOOKER, Eric, (1-0)

1998: Defeated Notah Begay III, Lehigh Valley Open.

BOROS, Guy, (0-1)

1993: Lost to Doug Martin, South Texas Open.

BREHAUT, Jeff, (0-1)

1997: Lost to Ben Bates, Wichita Open.

BRIGGS, Danny, (0-1)

1994: Lost to Rick Pearson, Central Georgia Open.

BROWNE, Olin, (0-1)

1990: Lost to Jeff Cook, Greater Ozarks Open.

BRUCKNER, Greg, (1-0)

1992: Defeated Ed Kirby, New England Classic.

BUHA, Jason (0-1)

2004: Lost to Chris Anderson, SAS Carolina Classic.

BURNS, Bob, (0-1)

1992: Lost to Brian Henninger, South Texas Open.

BYRUM, Curt, (1-1)

1993: Lost to Sean Murphy, Utah Classic. 1999: Defeated Stan Utley, South Florida Classic.

CARON, Jason, (0-1)

2001: Lost to Ben Crane, Gila River Golf Classic.

CARTER, Jim, (0-2)

1993: Lost to Sean Murphy, Utah Classic. 1994: Lost to Sonny Skinner, Dominion Open.

CARTER, Tom, (1-0)

2003: Defeated Jason Bohn, Samsung Canadian PGA Championship

CINK, Stewart, (1-1)

1996: Lost to Larry Silveira, San Jose Open. Defeated R.W. Eaks, Ozarks Open.

CLAAR, Brian, (0-1)

2002: Lost to Cliff Kresge, Hershey Open

CLARK, Michael, (0-1)

1997: Lost to Kevin Johnson, Puget Sound Open

CLEMENTS, Lennie, (1-0)

1992: Defeated Tommy Tolles and Ted Tryba, Greater Ozarks Open.

COMPTON, Erik (0-1)

2004: Lost to Bradley Hughes, Preferred Health Systems Wichita Open.

CONLEY, Tim, (1-0)

1996: Defeated Javier Sanchez, Gateway Classic.

CONNER, Frank, (1-0)

1991: Defeated Tom Lehman, Tulsa Open.

COOK, Jeff, (1-0)

1990: Defeated Olin Browne, Greater Ozarks Open.

COOPER, Carl, (0-1)

1990: Lost to Jeff Maggert, Buffalo Open.

COSTON, Jeff, (1-1)

1991: Defeated Beau Baugh, Shreveport Open. 1992: Lost to Steve Lowery, Tulsa Open.

COUCH, Chris, (1-0)

2003: Defeated Jason Bohn, Oregon Classic.

COWAN, P.J., (1-0)

1996: Defeated P.H. Horgan III, Tallahassee Open.

CRANE, Ben, (1-0)

2001: Defeated Jason Caron and Bo Van Pelt, Gila River Golf Classic.

DALEY, Jess, (0-1)

2003: Lost to James Oh, Mark Christopher Charity Classic.

DALY, John, (0-1)

1990: Lost to Ted Tryba, Gateway Open.

DAWSON, Marco, (0-1)

1999: Lost to Bob Heintz, Tour Championship.

DELSING, Jay, (1-0)

2001: Defeated Jeff Freeman, Fort Smith Classic.

DENNIS, Clark, (1-0)

1993: Defeated Jim Furyk and Sonny Skinner, Bakersfield Open.

DiMARCO, Chris, (0-1)

1993: Lost to Ron Streck, Yuma Open.

DOYLE, Allen, (2-0)

1995: Defeated Franklin Langham, Mississippi Gulf Coast Classic. Defeated John Maginnes, Tour Championship.

DRISCOLL, James (0-1)

2004: Lost to D.A. Points, Northeast Pennsylvania Classic.

EAKS, R.W., (0-1)

1996: Lost to Stewart Cink, Ozarks Open.

ELLIOTT, Bobby, (0-1)

1996: Lost to Larry Silveira, San Jose Open.

ELLIOTT, John, (1-0)

1994: Defeated Chris Perry, Mississippi Gulf Coast Classic.

FERGUS, Keith, (1-0)

1994: Defeated Bill Murchison, Boise Open.

FLANNERY, John, (1-0)

1991: Defeated Tom Lehman, Rob Boldt and Esteban Toledo, Reno Open.

FLEISHER, Bruce, (0-1)

1990: Lost to Ted Tryba, Gateway Open.

FORD, Steve, (0-1)

2002: Lost to Cliff Kresge, Hershey Open.

FREEMAN, Jeff, (0-1)

2001: Lost to Jay Delsing, Fort Smith Classic.

FREEMAN, Robin, (2-0)

1998: Defeated Ryan Howison, Knoxville Open, Defeated Tom Scherrer and Sean Murphy, San Jose Open.

Individual Playoff Records (cont.)

FRIEND, Bob, (1-1)

1991: Defeated Jerry Anderson and Dennis Trixler, Fort Wayne Open. 1993: Lost to Jim Furyk, Mississippi Gulf Coast Classic.

FRYATT, Edward, (0-1)

1999: Lost to Ryan Howison, Ozarks Open.

FURYK, Jim, (1-1)

1993: Defeated Bob Friend, Mississippi Gulf Coast Classic. Lost to Clark Dennis, Bakersfield Open.

GARDNER, Buddy, (0-1)

1995: Lost to Jerry Kelly, Alabama Classic.

GARWOOD, Doug, (0-1)

2002: Lost to Andy Miller, State Farm Open

GOGEL, Matt, (3-0)

1998: Defeated Jay Williamson, Omaha Classic. Defeated Brian Bateman, Tri-Cities Open. 1999: Defeated Casey Martin, Cleveland Open.

GOGGIN, Mathew (0-1)

2004: Lost to Kevin Stadler, Scholarship America Showdown.

GOVE, Jeff (1-2)

1995: Defeated Franlin Langham, Tri-Cities Open. 1996: Lost to Jimmy Green, Buffalo Open. 2004: Lost to Charley Hoffman, Permian Basin Charity Golf Classic.

GOW, Paul (0-3)

2004: Lost to Ryuji Imada, BMW Charity Pro-Am at The Cliffs. Lost to Chris Anderson, SAS Carolina Classic. Lost to Ben Bates, Reese's Cup Classic.

GREEN, Jimmy, (1-0)

1996: Defeated Jeff Gove, Buffalo Open.

GUMP, Scott, (0-1)

1994: Lost to Tommy Armour III, Cleveland Open.

HAAS, Hunter (1-1)

2004: Defeated Justin Bolli and Shane Bertsch, Knoxville Open. Lost to Bradley Hughes, Preferred Health Systems Wichita Open.

HARRINGTON, Scott (0-1)

2004: Lost to Bradley Hughes, Preferred Health Systems Wichita Open.

HASKINS, Steve, (0-1)

2003: Lost to Zach Johnson, Rheem Classic.

HEINEN, Mike, (0-2)

2000: Lost to Pat Perez, Ozarks Open. 2002: Lost to Steven Alker, Louisiana Open

HEINTZ, Bob, (1-0)

1999: Defeated Marco Dawson, Tour Championship.

HENNINGER, Brian, (1-0)

1992: Defeated Bob Burns, South Texas Open.

HENSBY, Mark, (2-1)

2000: Defeated Manny Zerman, Carolina Classic. 2002: Lost to Tag Ridings, Permian Basin Open. 2003: Defeated Zach Johnson, Henrico County Open.

HNATIUK, Glen, (2-1)

1995: Lost to Chris Smith, Gateway Classic. Defeated Franklin Langham and Harry Rudolph, Utah Classic. 1996: Defeated Craig Perks, Carolina Classic.

HOFFMAN, Charley (1-0)

2004: Defeated Jeff Gove and Craig Lile, Permian Basin Charity Golf Classic

HORGAN, P.H. III (1-2)

1991: Defeated Mike Miles, Macon Open. 1995: Lost to Mike Schuchart, Ozarks Open. 1996: Lost to P.J. Cowan, Tallahassee Open.

HOWISON, Ryan, (1-3)

1998: Lost to Robin Freeman, Knoxville Open. Lost to John Maginnes, Dakota Dunes Open. 1999: Lost to Fran Quinn, Dakota Dunes Open. Defeated Edward Fryatt, Ozarks Open.

HUGHES, Bradley (1-0)

2004: Defeated Erik Compton, Scott Harrington and Hunter Haas, Preferred Health Systems Wichita Open.

IMADA, Ryuji (1-0)

2004: Defeated Paul Gow, BMW Charity Pro-Am at The Cliffs.

JACKSON, David, (0-1)

1992: Lost to Rick Todd, Dakota Dunes Open.

JOHNSON, Kevin, (1-0)

1997: Defeated Michael Clark and Steve Jurgensen, Puget Sound Open.

JOHNSON, Zach, (1-1)

2003: Defeated Steve Haskins, Rheem Classic. Lost to Mark Hensby, Henrico County Open.

JONES, Brendan (0-1)

2004: Lost to Chris Anderson, SAS Carolina Classic.

JURGENSEN, Steve, (0-1)

1997: Lost to Kevin Johnson, Puget Sound Open.

KANADA, Craig, (0-1)

1999: Lost to Fran Quinn, Dakota Dunes Open.

KELLY, Jerry, (1-0)

1995: Defeated Buddy Gardner, Alabama Classic.

KIRBY, Ed, (0-1)

1992: Lost to Greg Bruckner, New England Classic.

KRESGE, Cliff, (2-0)

2002: Defeated Arron Oberholser, Virginia Beach Open. Defeated Joel Kribel, Steve Ford, Brian Claar, Hershey Open.

LADEHOFF, Greg, (0-2)

1990: Lost to Jeff Maggert, Knoxville Open. Lost to Jeff Maggert, Buffalo Open.

LANGHAM, Franklin, (1-3)

1993: Defeated Doug Martin, Permian Basin Open. 1995: Lost to Allen Doyle, Mississippi Gulf Coast Classic. Lost to Glen Hnatiuk, Utah Open. Lost to Jeff Gove, Tri-Cities Open.

LEGGATT, Ian, (1-0)

2000: Defeated Chris Smith, Dayton Open.

LEHMAN, Tom, (2-2)

1991: Defeated Tim Straub and John Wilson, Gulf Coast Classic. Defeated Ray Pearce, South Carolina Classic. Lost to Frank Conner, Tulsa Open. Lost to John Flannery, Reno Open.

LILE, Craig (1-0)

2004: Lost to Charley Hoffman, Permian Basin Charity Golf Classic.

LONG, Michael, (0-1)

2004: Lost to Kevin Stadler, Lake Erie Charity Classic

LOWERY, Steve, (1-0)

1992: Defeated Jeff Coston, Tulsa Open.

MAGEE, Chad, (0-1)

1996: Lost to Gary Webb, Dakota Dunes Open.

MAGGERT, Jeff, (2-1)

1990: Defeated Greg Ladehoff, Knoxville Open. Lost to Dicky Thompson, Elizabethtown Open. Defeated Greg Ladehoff and Carl Cooper, Buffalo Open.

MAGINNES, John, (1-1)

1995: Lost to Allen Doyle, Tour Championship. 1998: Defeated Ryan Howison and Sean Murphy, Dakota Dunes Open.

MARTIN, Casey, (0-1)

1999: Lost to Matt Gogel, Cleveland Open.

MARTIN, Doug, (1-1)

1993: Defeated Guy Boros, South Texas Open. Lost to Franklin Langham, Permian Basin Open.

MAST, Dick, (1-0)

1990: Defeated Rick Pearson, Gulf Coast Classic.

MAY, Bob, (0-1)

1992: Lost to Jeff Woodland, Wichita Charity Classic.

McGOVERN, Jim, (1-0)

1990: Defeated David Toms, Lake City Classic.

MILES, Mike, (0-1)

1991: Lost to P.H. Horgan III, Macon Open.

MILLER, Andy, (1-0)

2002: Defeated Dave Stockton, Jr., John Restino, Doug Garwood, State Farm Open.

MITCHELL, Stiles, (1-0)

1998: Defeated Woody Austin and Jeff Barlow, Permian Basin Open.

MOORE, Tommy, (0-1)

1993: Lost to Sean Murphy, Utah Classic.

MURCHISON, Bill, (0-2)

1994: Lost to Rick Pearson, Central Georgia Open. Lost to Keith Fergus, Boise Open.

MURPHY, Sean, (1-2)

1993: Defeated Tommy Moore, Curt Byrum and Jim Carter, Utah Classic. 1998: Lost to John Maginnes, Dakota Dunes Open. Lost to Robin Freeman, San Jose Open.

Individual Playoff Records (cont.)

OBERHOLSER, Arron, (0-1)

2002: Lost to Cliff Kresge, Virginia Beach Open.

OGILVIE, Joe, (0-1)

2003: Lost to Vaughn Taylor, Knoxville Open.

OH, James, (1-0)

2003: Defeated Jess Daley, Mark Christopher Charity Classic.

PAMPLING, Rod, (0-2)

2001: Lost to John Rollins, Hershey Open. Lost to D.A. Points, Inland Empire Open.

PARKER, Rich, (0-1)

1991: Lost to Russell Beiersdorf, Boise Open.

PAULSON, Carl, (0-1)

1997: Lost to Ben Bates, Wichita Open.

PAULSON, Dennis, (1-0)

1998: Defeated Brent Schwarrock, Huntsville Open.

PEARCE, Ray, (0-1)

1991: Lost to Tom Lehman, South Carolina Classic.

PEARSON, Rick, (1-0)

1994: Defeated Bill Murchison, Danny Briggs and Charlie Rymer, Central Georgia Open.

PEREZ, Pat, (1-0)

2000: Defeated Mike Heinen and Pat Bates, Ozarks Open.

PERKS, Craig, (0-1)

1996: Lost to Glen Hnatiuk, Carolina Classic.

PERRY, Chris, (0-1)

1994: Lost to John Elliott, Mississippi Gulf Coast Classic.

PFISTER, E.J., (0-1)

1995: Lost to David Toms, Wichita Open.

POINTS, D. A. (2-0)

2001: Defeated Rod Pamplung and Mark Wurtz, Inland Empire Open. 2004:

Defeated James Driscoll, Northeast Pennsylvania Classic.

PURDY, Ted, (1-0)

2003: Defeated Chris Tidland, First Tee Arkansas Classic.

QUINN, Fran, (1-1)

1991: Lost to Jerry Anderson, Texarkana Open. 1999: Defeated Ryan Howison and Craig Kanada, Dakota Dunes Open.

RESTINO, John, (0-1)

2002: Lost to Andy Miller, State Farm Open.

RIDINGS, Tag, (1-0)

2002: Defeated Mark Hensby, Permian Basin Open.

ROLLINS, John, (1-0)

2001: Defeated Rod Pamplung, Hershey Open.

ROYER, Hugh III, (1-0)

1995: Defeated Tom Scherrer, Dominion Open.

RUDOLPH, Harry, (0-1)

1995: Lost to Glen Hnatiuk, Utah Classic.

RUNGE, Steve, (1-0)

2000: Defeated Chris Smith, Richmond Open.

RYMER, Charlie, (0-1)

1994: Lost to Rick Pearson, Central Georgia Open.

SANCHEZ, Javier, (0-1)

1996: Lost to Tim Conley, Gateway Classic.

SCHERRER, Tom, (1-4)

1994: Lost to Tommy Armour III, Cleveland Open. 1995: Defeated Mike Sposa, Knoxville Open. Lost to David Toms, Greater Greenville Classic. Lost to Hugh Royer III, Dominion Open. 1998: Lost to Robin Freeman, San Jose Open.

SCHUCHART, Mike, (1-0):

1995: Defeated P.H. Horgan III and Stuart Appleby, Ozarks Open.

SCHWARZROCK, Brent, (0-1)

1998: Lost to Dennis Paulson, Huntsville Open.

SILVEIRA, Larry, (1-1)

1995: Lost to Karl Zoller, Cleveland Open. 1996: Defeated Stewart Cink and Bobby Elliott, San Jose Open.

SKINNER, Sonny, (1-1)

1993: Lost to Clark Dennis, Bakersfield Open. 1994: Defeated Jim Carter, Dominion Open.

SMITH, Chris, (1-3)

1995: Defeated Glen Hnatiuk, Gateway Classic. 1997: Lost to Ben Bates, Wichita Open. 2000: Lost to Steve Runge, Richmond Open. Lost to Ian Leggatt, Dayton Open.

SPOSA, Mike, (0-1)

2002: Lost to Andy Miller, State Farm Open.

STADLER, Kevin (2-0)

2004: Defeated Bubba Watson and Michael Long, Lake Erie Charity Classic. Defeated Kyle Thompson, Chris Tidland and Mathew Goggin, Scholarship America Showdown.

STOCKTON, Dave Jr., (0-1)

1995: Lost to Tom Scherrer, Knoxville Open.

STRAUB, Tim, (0-1)

1991: Lost to Tom Lehman, Gulf Coast Classic.

STRECK, Ron, (1-0)

1993: Defeated Chris DiMarco, Yuma Open.

TAYLOR, Vaughn, (1-0)

2003: Defeated Joe Ogilvie, Knoxville Open.

THOMPSON, Dicky, (1-0)

1990: Defeated Jeff Maggert, Elizabethtown Open.

THOMPSON, Kyle (0-1)

2004: Lost to Kevin Stadler, Scholarship America Showdown.

TIDLAND, Chris, (0-2)

2003: Lost to Ted Purdy, First Tee Arkansas Classic. 2004: Lost to Kevin Stadler, Scholarship America Showdown

TODD, Rick, (1-0)

1992: Defeated David Jackson, Dakota Dunes Open.

TOLEDO, Esteban, (0-1)

1991: Lost to John Flannery, Reno Open.

TOLLES, Tommy, (0-1)

1992: Lost to Lennie Clements, Greater Ozarks Open.

TOMS, David, (2-1)

1990: Lost to Jim McGovern, Lake City Classic. 1995: Defeated Tom Scherrer, Greater Greenville Classic. Defeated E.J. Pfister, Wichita Open.

TRIXLER, Dennis, (0-1)

1991: Lost to Bob Friend, Fort Wayne Open.

TRYBA, Ted, (1-1)

1990: Defeated John Daly and Bruce Fleisher, Gateway Open. 1992: Lost to Lennie Clements, Greater Ozarks Open.

UTLEY, Stan, (0-1)

1999: Lost to Curt Byrum, South Florida Classic.

URESTI, Omar, (1-0)

1994: Defeated Pat Bates, Shreveport Open.

VAN PELT, Bo, (0-1)

2001: Lost to Ben Crane, Gila River Golf Classic.

VEAZEY, Vance, (1-0)

1998: Defeated John Wilson, Shreveport Open.

WATSON, Bubba, (0-1)

2004: Lost to Kevin Stadler, Lake Erie Charity Classic.

WEBB, Gary, (1-0)

1996: Defeated Chad Magee, Dakota Dunes Open.

WILLIAMSON, Jay, (0-1)

1998: Lost to Matt Gogel, Omaha Classic.

WILSON, John, (0-2)

1991: Lost to Tom Lehman, 1991 Mississippi Gulf Coast Classic. 1998: Lost to Vance Veazey, 1998 Shreveport Open.

WOODLAND, Jeff, (1-0)

1992: Defeated Bob May, Wichita Charity Classic.

WURTZ, Mark, (0-1)

2001: Lost to D.A. Points, Inland Empire Open.

ZERMAN, Manny, (0-1)

2000: Lost to Mark Hensby, Carolina Classic.

ZOLLER, Karl, (1-0)

1995: Defeated Larry Silveira, Cleveland Open

Current Tournament Playoff Records

Chitimacha Louisiana Open

2002 Steven Alker def. Mike Heinen with a par on the second playoff hole.

Rheem Classic presented by Times Record

2001 Jay Delsing def. Jeff Freeman with a par on the fourth playoff hole.
2003 Zach Johnson def. Steve Haskins with a par on the first playoff hole.

BMW Charity Pro-Am at The Cliffs

1995 David Toms def. Tom Scherrer with a birdie on the first playoff hole.
2004 Ryuji Imada def. Paul Gow with a birdie on the fifth playoff hole.

Henrico County Open

1994 Sonny Skinner def. Jim Carter with a birdie on the first playoff hole.
1995 Hugh Royer III def. Tom Scherrer with a birdie on the first playoff hole.
2000 Steve Runge def. Chris Smith with a birdie on the first playoff hole.
2003 Mark Hensby def. Zach Johnson with a birdie on the first playoff hole.

Carolina Classic

1996 Glen Hnatiuk def. Craig Perks with a par on the first playoff hole.
2000 Mark Hensby def. Manny Zerman with a par on the seventh playoff hole.
2004 Chris Anderson def. Brendan Jones, Jason Buha and Paul Gow with a par on the eighth playoff hole.

Knoxville Open presented by Food City

1990 Jeff Maggert def. Greg Ladehoff with an eagle on the first playoff hole.
1995 Tom Scherrer def. Mike Sposa with a birdie on the first playoff hole.
1998 Robin Freeman def. Ryan Howison with a birdie on the third playoff hole.
2003 Vaughn Taylor def. Joe Ogilvie with a birdie on the first playoff hole.
2004 Hunter Haas def. Justin Bolli and Shane Bertsch with a birdie on the first playoff hole.

Northeast Pennsylvania Classic

2004 D. A. Points def. James Driscoll with a par on the first playoff hole.

Lake Erie Charity Classic at Peek'n Peak Resort

2004 Kevin Stadler def. Bubba Watson and Michael Long with a par on the fourth playoff hole.

The Reese's Cup Classic

2001 John Rollins def. Rod Pampling with a birdie on the first playoff hole.
2002 Cliff Kresge def. Joel Kribel, Brian Claar and Steve Ford with a birdie on the third playoff hole.
2004 Ben Bates def. Paul Gow with a par on the eighth playoff hole.

Scholarship America Showdown

2004 Kevin Stadler def. Kyle Thompson, Chris Tidland and Mathew Goggin with a birdie on the third playoff hole.

Canadian PGA Championship presented by MasterCard

2003 Tom Carter def. Jason Bohn with a par on the first playoff hole.

Preferred Health Systems Wichita Open

presented by Cox Communications

1992 Jeff Woodland def. Bob May with a birdie on the sixth playoff hole.
1995 David Toms def. E. J. Pfister with an eagle on the second playoff hole.
1997 Ben Bates def. Carl Paulson, Jeff Brehaut and Chris Smith with a birdie on the first playoff hole.
2004 Bradley Hughes def. Erik Compton, Scott Harrington and Hunter Haas with a birdie on the first playoff hole.

Cox Classic

1998 Matt Gogel def. Jay Williamson with a par on the fourth playoff hole.
2000 David Berganio, Jr. def. Ahmad Bateman with a par on the second playoff hole.

Price Cutter Charity Championship

1990 Jeff Cook def. Olin Browne with a birdie on the first playoff hole.
1992 Lennie Clements def. Tommy Tolles and Ted Tryba with a birdie on the first playoff hole.
1995 Mike Schuchart def. Stuart Appleby and P. H. Horgan III with a birdie on the second playoff hole.
1996 Stewart Cink def. R. W. Eaks with a birdie on the third playoff hole.
1999 Ryan Howison def. Edward Fryatt with a par on the first playoff hole.
2000 Pat Perez def. Pat Bates and Mike Heinen with a birdie on the first playoff hole.

Virginia Beach Open presented by ACS Systems & Engineering, Inc.

2002 Cliff Kresge def. Arron Oberholser with an eagle on the second playoff hole.

Oregon Classic presented by Kendall Automotive Group

2003 Chris Couch def. Jason Bohn with a birdie on the first playoff hole.

Albertsons Boise Open presented by First Health

1991 Russell Beiersdorf def. Rich Parker with a par on the third playoff hole.
1994 Keith Fergus def. Bill Murchison with a par on the second playoff hole.

Mark Christopher Charity Classic presented by Adelphia

2001 D. A. Points def. Rod Pampling and Mark Wurtz with a birdie on the third playoff hole.
2002 Andy Miller def. Doug Garwood, John Restino and Dave Stockton, Jr. with a birdie on the first playoff hole.
2003 James Oh def. Jess Daley with a birdie on the third playoff hole.

The Arizona Desert Championship

2001 Ben Crane def. Jason Caron and Bo Van Pelt with a birdie on the fourth playoff hole.

Permian Basin Charity Golf Classic

1993 Franklin Langham def. Doug Martin with a birdie on the first playoff hole
1998 Stiles Mitchell def. Woody Austin and Jeff Barlow with a par on the first playoff hole.
2002 Tag Ridings def. Mark Hensby with an eagle on the first playoff hole.
2004 Charley Hoffman def. Jeff Gove and Craig Lile with a birdie on the third playoff hole.

Nationwide Tour Championship

1995 Allen Doyle def. John Maginnes with a par on the first playoff hole.
1999 Bob Heintz def. Marco Dawson with a birdie on the first playoff hole.

Nationwide Tour Facts and Figures (1990-2004)

Low 9:

- 1990 29 (5-under), **Beau Baugh**, Amarillo Open; (6-under), **Roger Rowland**, Mike Miles, Yuma Open; **Dick Mast**, Fort Wayne Open; (7-under), **Mike Springer**, JC Anderson, Dakota Dunes Open
- 1991 28 (8-under), **Jeff Woodland**, Dakota Dunes Open; **Tom Lehman**, Reno Open
- 1992 29 (7-under), **Rick Dalpos**, Cleveland Open; (6-under), **John Ross**, Mississippi Gulf Coast Classic; **Tommy Tolles**, Knoxville Open
- 1993 28 (8-under), **Tommy Tolles**, Utah Classic
- 1994 29 (7-under), **Skip Kendall**, Pensacola Classic; **Bruce Vaughan**, Cleveland Open; **Barry Fabyan**, Dominion Open
- 1995 29 (7-under), **Bobby Collins**, Gary Rusnak, Texarkana Open; **Stan Utley**, Louisiana Open; **Stan Utley**, Miami Valley Open; (6-under), **Stu Ingraham**, Philadelphia Classic
- 1996 29 (7-under), **Joe Durant**, Shreveport Open; **Deane Pappas**, Knoxville Open; **Chad Campbell**, Permian Basin Open; **Matthew Lane**, Colorado Classic
- 1997 29 (7-under), **Brian Kamm**, Monterrey Open; **Mike Springer**, Dominion Open; **Ron Philo**, Miami Valley Open; **Clark Dennis**, St. Louis Golf Classic; **Jim Estes**, Wichita Open; **Matt Peterson**, Omaha Classic; **J.L. Lewis**, Colorado Classic; **Dan Pelczarski**, Boise Open; **Mark Wurtz**, Shreveport Open
- 1998 27 (9-under), **Notah Begay III**, Dominion Open; **Doug Dunakey**, Miami Valley Open
- 1999 28 (8-under), **Joey Snyder III**, Omaha Classic
- 2000 28 (7-under), **Chris Zambri**, Boise Open
- 2001 28 (8-under), **David Lebeck**, Louisiana Open; (7-under), **Jay Hobby**, Charity Pro-Am
- 2002 28 (8-under), **Doug Barron**, LaSalle Bank Open
- 2003 28 (7-under), **Tripp Isenhour**, Albertsons Boise Open
- 2004 28 (7-under), **Franklin Langham**, Rheem Classic; **Mike Springer**, LaSalle Bank Open

Low 18:

- 1990 62 (9-under), **Roger Rowland**, Yuma Open; **Jim McGovern**, Fort Wayne Open; (10-under), **Kim Young**, Dakota Dunes Open
- 1991 60 (12-under), **Jeff Woodland**, Dakota Dunes Open
- 1992 62 (10-under), **Rick Dalpos**, Cleveland Open; (9-under), **Tommy Tolles**, Knoxville Open
- 1993 61 (11-under), **Sean Murphy**, Central Georgia Open
- 1994 61 (10-under), **Craig Kanada**, Miami Valley Open; **J.P. Hayes**, Boise Open; **Woody Austin**, Boise Open
- 1995 61 (11-under), **John Connelly**, Ozarks Open
- 1996 62 (10-under), **J.P. Hayes**, Wichita Open; (9-under), **Tom Pernice**, Miami Valley Open; **Matthew Lane**, Colorado Classic; **Stewart Cink**, Boise Open
- 1997 60 (11-under), **Clark Dennis**, St. Louis Golf Classic
- 1998 59 (13-under), **Notah Begay III**, Dominion Open; (11-under), **Doug Dunakey**, Miami Valley Open
- 1999 62 (10-under), **Mike Grob**, Lakeland Classic; **Michael Clark**, Dayton Open; **Joel Edwards**, Omaha Classic; **Dicky Thompson**, Permian Basin Open
- 2000 62 (10-under), **Guy Boros**, Todd Barranger, Permian Basin Open
- 2001 60 (10-under), **Jeff Freeman**, Fort Smith Classic; 61 (11-under), **David Lebeck**, Louisiana Open; (9-under), **Pete Morgan**, Fort Smith Classic
- 2002 61 (11-under), **Mike Heinen**, Louisiana Open; **Todd Barranger**, BMW Charity Pro-Am; (10-under), **David Branshaw**, Jason Gore, D. A. Points, Gila River Golf Classic
- 2003 60 (12-under), **Craig Lile**, Omaha Classic
- 2004 60 (12-under), **Tyler Williamson**, Price Cutter Charity Championship; **Chris Nallen**, Gila River Golf Classic

Low First 18:

- 1990 62 (9-under), **Roger Rowland**, Yuma Open; **Jim McGovern**, Fort Wayne Open
- 1991 61 (11-under), **Eric Hoos**, Wichita Charity Classic
- 1992 63 (9-under), **Tommy Tolles**, Texarkana Open; (8-under), **John Flannery**, Roger Gunn and Fred Wadsworth, Yuma Open
- 1993 62 (10-under), **David Duval**, Wichita Open; **Mike Heinen**, Bakersfield Open; (9-under), **Mike Foster**, New Mexico Charity Classic

- 1994 62 (9-under), **Ron Philo**, Pensacola Classic
- 1995 61 (11-under), **John Connelly**, Ozarks Open
- 1996 62 (9-under), **J.P. Hayes**, Wichita Open
- 1997 61 (11-under), **Pat Bates**, Cleveland Open
- 1998 60 (11-under), **Jimmy Green**, Carolina Classic
- 1999 62 (10-under), **Joel Edwards**, Omaha Classic; **Dicky Thompson**, Permian Basin Open
- 2000 63 (9-under), **Mark Hensby**, Utah Classic; (8-under), **Chris Zambri**, Boise Open; (7-under), **Chris Starkjohann**, **Charles Howell (a)**, Greensboro Open
- 2001 61 (11-under), **David Lebeck**, Louisiana Open; 62 (10-under), **Steve Haskins**, Inland Empire Open
- 2002 62 (10-under), **Jason Buha**, Arkansas Classic
- 2003 62 (10-under), **Brett Wetterich**, Chitimacha Louisiana Open; **Ken Duke**, Chitimacha Louisiana Open
- 2004 60 (12-under), **Chris Nallen**, Gila River Golf Classic

Low First 36:

- 1990 127 (17-under), **Kim Young**, Dakota Dunes Open
- 1991 127 (17-under), **Eric Hoos**, Wichita Charity Classic
- 1992 130 (14-under), **Russell Beiersdorf**, Fort Wayne Open; (12-under), **Tommy Tolles**, Knoxville Open
- 1993 128 (14-under), **Tim Conley**, Knoxville Open
- 1994 130 (14-under), **Keith Fergus**, Panama City Beach Classic
- 1995 130 (14-under), **John Connelly**, Ozarks Open
- 1996 129 (15-under), **Michael Christie**, Colorado Classic
- 1997 127 (15-under), **Trevor Dodds**, Miami Valley Open
- 1998 127 (17-under), **Emlyn Aubrey**, Wichita Open
- 1999 129 (15-under), **Edward Fryatt**, Ozarks Open
- 2000 128 (16-under), **Kevin Johnson**, Permian Basin Open
- 2001 127 (17-under), **David Sutherland**, Utah Classic
- 2002 125 (17-under), **Jason Gore**, Gila River Golf Classic
- 2003 127 (17-under), **Wes Short**, Chitimacha Louisiana Open
- 2004 126 (18-under), **Chris Nallen**, Gila River Golf Classic

Low 54 (First Three Rounds Only):

- 1990 197 (16-under), **Dick Mast**, Fort Wayne Open; (17-under), **Kim Young**, Dakota Dunes Open
- 1991 196 (20-under), **Jeff Woodland**, Dakota Dunes Open; (17-under), **P.H. Horgan III**, Yuma Open
- 1992 197 (19-under), **Perry Moss**, Texarkana Open
- 1993 194 (19-under), **Tim Conley**, Knoxville Open
- 1994 199 (17-under), **Mike Brisky**, Texarkana Open; **Omar Uresti**, Shreveport Open
- 1995 197 (17-under), **Jeff Barlow**, Central Georgia Open; **E.J. Pfister**, Wichita Open
- 1996 198 (18-under), **Sean Murphy**, Louisiana Open
- 1997 192 (21-under), **Chris Smith**, Omaha Classic
- 1998 195 (15-under), **Doug Dunakey**, Miami Valley Open; **Mark Hensby**, Fort Smith Classic
- 1999 196 (14-under), **Gary Webb**, Fort Smith Classic
- 2000 195 (15-under), **Jay Hobby**, Greensboro Open
- 2001 193 (20-under), **Ben Crane**, Gila River Golf Classic
- 2002 190 (23-under), **David Branshaw**, Gila River Golf Classic
- 2003 194 (22-under), **Brett Wetterich**, Chitimacha Louisiana Open
- 2004 193 (23-under), **Daniel Chopra**, Henrico County Open; **Chris Nallen**, Gila River Golf Classic

Low 72:

- 1992 272 (16-under), **Rick Dalpos**, Pensacola Open; **John Flannery**, South Carolina Classic
- 1993 261 (23-under), **Tim Conley**, Knoxville Open
- 1994 266 (22-under), **Mike Brisky**, Texarkana Open; (18-under), **Tommy Armour III**, Miami Valley Open
- 1995 266 (22-under), **Michael Christie**, Carolina Classic
- 1996 265 (23-under), **Michael Christie**, Greater Greenville Classic
- 1997 258 (26-under), **Chris Smith**, Omaha Classic
- 1998 260 (20-under), **Mark Hensby**, Fort Smith Classic

Nationwide Tour Facts and Figures (1990-2004) (cont.)

- 1999 264 (24-under), **Mathew Goggin**, Omaha Classic; (16-under), **Gary Webb**, Fort Smith Classic
 2000 263 (25-under), **Ben Crane**, Wichita Open; (17-under), **Kent Jones**, Greensboro Open
 2001 261 (23-under), **Ben Crane**, **Bo Van Pelt**, **Jason Caron**, Gila River Golf Classic
 2002 262 (22-under), **David Branshaw**, Gila River Golf Classic
 2003 262 (26-under), **Bo Van Pelt**, Omaha Classic
 2004 258 (30-under), **Daniel Chopra**, Henrico County Open

Highest Winning Score:

- 1990 215 (1-under), **Brandel Chamblee**, New England Classic
 1991 219 (3-over), **Roger Salazar**, South Texas Open
 1992 213 (3-under), **Steve Lowery**, Tulsa Open; 277 (11-under), **John Flannery**, Quicksilver Open
 1993 208 (8-under), **Mike Schuchart**, Panama City Beach Classic; 287 (1-under), **Doug Martin**, South Texas Open
 1994 279 (9-under), **Brad Fabel**, Gateway Classic; 277 (7-under), **Mike Schuchart**, Tour Championship
 1995 283 (1-under), **Allen Doyle**, Tour Championship
 1996 273 (7-under), **Brett Quigley**, Philadelphia Classic; 281 (7-under), **Stewart Cink**, Tour Championship
 1997 284 (4-under), **Ahmad Bateman**, Carolina Classic
 1998 283 (5-under), **Bob Burns**, Tour Championship
 1999 283 (5-under), **Bob Heintz**, Shreveport Open, Tour Championship
 2000 285 (3-under), **Richard Johnson**, Monterey Peninsula Classic
 2001 284 (4-under), **Pat Bates**, Tour Championship
 2002 283 (5-under), **Roland Thatcher**, Bank of America Monterey Peninsula Classic
 2003 279 (5-under), **Joe Ogilvie**, Jacob's Creek Open
 2004 282 (6-under), **Gavin Coles**, New Zealand PGA Championship; **Charley Hoffman**, Permian Basin Charity Golf Classic

Largest Winning Margin:

- 1990 3 strokes, **Dick Mast**, Fort Wayne Open
 1991 5 strokes, **Gary McCord**, Gateway Open; **Ricky Smallridge**, Elizabethtown Open
 1992 7 strokes, **Jon Christian**, Connecticut Open
 1993 7 strokes, **Tim Conley**, Knoxville Open
 1994 7 strokes, **Mike Brisky**, Texarkana Open
 1995 5 strokes, **Bill Murchison**, Tallahassee Open
 1996 6 strokes, **Phil Tataurangi**, Tri-Cities Open
 1997 11 strokes, **Chris Smith**, Omaha Classic
 1998 5 strokes, **John Wilson**, Louisiana Open
 1999 6 strokes, **Carl Paulson**, Utah Classic
 2000 6 strokes, **Tim Clark**, Boise Open
 2001 6 strokes, **Heath Slocum**, Knoxville Open
 2002 5 strokes, **Peter O'Malley**, Holden Clearwater Classic
 2003 6 strokes, **Roger Tambellini**, Albertsons Boise Open
 2004 8 strokes, **Chris Nallen**, Gila River Golf Classic

Low Start by a Winner:

- 1990 62 (10-under), **Kim Young**, Dakota Dunes Open
 1991 61 (11-under), **Eric Hoos**, Wichita Charity Classic
 1992 64 (8-under), **Sean Murphy**, Louisiana Open; **Brian Henninger**, Macon Open; **Russell Beiersdorf**, Greater Greenville Classic, Fort Wayne Open
 1993 62 (10-under), **David Duval**, Wichita Open
 1994 65 (7-under), **Skip Kendall**, Inland Empire Open; **Omar Uresti**, Shreveport Open; **Skip Kendall**, Carolina Classic
 1995 64 (7-under), **Clarence Rose**, Pensacola Classic; **Brad Fabel**, Shreveport Open
 1996 64 (7-under), **J.P. Hayes**, Tri-Cities Open; (6-under), **Brett Quigley**, Philadelphia Classic; 66 (6-under), **Greg Twiggs**, Cleveland Open; **Stewart Cink**, Tour Championship
 1997 62 (10-under), **Joe Daley**, Louisiana Open
 1998 62 (10-under), **John Maginnes**, Dakota Dunes Open
 1999 64 (8-under), **David Berganio**, Permian Basin Open

- 2000 64 (8-under), **Kevin Johnson**, Permian Basin Open; **Andrew Morse**, Utah Classic; (7-under), **Mark Hensby**, Carolina Classic
 2001 63 (8-under), **Ben Crane**, Gila River Golf Classic; 64 (8-under), **Heath Slocum**, Greater Cleveland Open; (8-under), **Todd Barranger**, Dayton Open; (8-under), **Heath Slocum**, Knoxville Open; (8-under), **Chad Campbell**, Permian Basin Open
 2002 63 (9-under), **Patrick Sheehan**, Price Cutter Charity Championship
 2003 62 (10-under), **Brett Wetterich**, Chitimacha Louisiana Open
 2004 60 (12-under), **Chris Nallen**, Gila River Golf Classic

High Start by a Winner:

- 1990 74 (2-over), **Brad Bell**, South Texas Open
 1991 75 (3-over), **Frank Conner**, Tulsa Open
 1992 73 (1-over), **Greg Bruckner**, New England Classic
 1993 74 (2-over), **Sonny Skinner**, Shreveport Open
 1994 74 (2-over), **Pat Bates**, Dakota Dunes Open
 1995 72 (even), **Bill Murchison**, Tallahassee Open; **Matt Peterson**, Central Georgia Open; **Karl Zoller**, Cleveland Open; **Allen Doyle**, Tour Championship; 71 (even), **Stan Utley**, Miami Valley Open
 1996 73 (1-over), **Tim Loustalot**, Shreveport Open
 1997 71 (1-under), **Jeff Brehaut**, Mississippi Gulf Coast Classic; (even), **Pat Bates**, Colorado Classic
 1998 76 (4-over), **Vance Veazey**, Shreveport Open
 1999 73 (3-over), **Dick Mast**, New Mexico Classic; (2-over), **Curt Byrum**, South Florida Classic
 2000 75 (3-over), **Richard Johnson**, Monterey Peninsula Classic
 2001 71 (1-under), **Guy Boros**, Tri-Cities Open; (1-under), **Pat Bates**, Tour Championship
 2002 71 (1-under), **Gavin Coles**, Jacob's Creek Open; **Patrick Moore**, Lake Erie Charity Classic; **Darron Stiles**, Knoxville Open; **Marco Dawson**, LaSalle Bank Open; **Arron Oberholser**, Utah Classic
 2003 72 (even), **Michael Long**, Virginia Beach Open
 2004 75 (3-over), **Daniel Chopra**, First Tee Arkansas Classic

Low Finish by a Winner:

- 1990 63 (9-under), **Jim McGovern**, Lake City Classic
 1991 60 (12-under), **Jeff Woodland**, Dakota Dunes Open
 1992 63 (8-under), **Brian Henninger**, Knoxville Open
 1993 64 (7-under), **Tommy Moore**, Boise Open
 1994 64 (7-under), **Keith Fergus**, Boise Open
 1995 62 (10-under), **Stan Utley**, Louisiana Open
 1996 63 (9-under), **Michael Christie**, Greater Greenville Classic
 1997 64 (7-under), **Todd Gleaton**, St. Louis Golf Classic
 1998 63 (7-under), **Chris Starkjohann**, St. Louis Golf Classic
 1999 63 (7-under), **Dick Mast**, New Mexico Classic
 2000 64 (6-under), **Kent Jones**, Greensboro Open
 2001 64 (7-under), **Chris Couch**, Florida Classic; 65 (7-under), **Todd Barranger**, Dayton Open; 65 (7-under), **Steve Haskins**, Ozarks Open; 65 (7-under), **Guy Boros**, Tri-Cities Open; 65 (5-under), **Jay Delsing**, Fort Smith Classic
 2002 64 (8-under), **Steven Alker**, Louisiana Open; (7-under), **Gary Hallberg**, Northeast Pennsylvania Classic
 2003 62 (10-under), **Bo Van Pelt**, Omaha Classic
 2004 63 (9-under), **Jeff Quinney**, Oregon Classic

High Finish by a Winner:

- 1990 75 (3-over), **Dicky Thompson**, Baton Rouge Open
 1991 79 (7-over), **Roger Salazar**, South Texas Open
 1992 73 (1-over), **Brian Henninger**, South Texas Open; **Steve Lowery**, Tulsa Open
 1993 71 (1-under), **Doug Martin**, South Texas Open; **Sean Murphy**, Central Georgia Open; **Dave Stockton, Jr.**, Connecticut Open
 1994 73 (2-over), **Mike Schuchart**, Tour Championship
 1995 71 (1-under), **Allen Doyle**, Tour Championship
 1996 74 (2-over), **P.J. Cowan**, Tallahassee Open
 1997 73 (1-over), **Mark Wurtz**, Shreveport Open; **Steve Fleisch**, Tour Championship

Nationwide Tour Facts and Figures (1990-2004) (cont.)

1998 76 (4-over), **Michael Allen**, Greater Austin Open
 1999 75 (3-over), **Kelly Gibson**, Oregon Classic
 2000 73 (1-over), **J.J. Henry**, Knoxville Open; **Darron Stiles**, Tri-Cities Open
 2001 72 (even), **David Sutherland**, Utah Classic; 71 (1-under)
 2002 74 (2-over), **Roland Thatcher**, Bank of America Monterey Peninsula Classic; 73 (2-over), **Jason Gore**, Albertsons Boise Open
 2003 72 (1-over), **Joe Ogilvie**, Jacob's Creek Open; (even), **Scott Gutschewski**, Monterey Peninsula Classic
 2004 74 (2-over), **Kevin Stadler**, Lake Erie Charity Classic; 73 (2-over), **Ben Bates**, The Reese's Cup Classic

Low Final 36 Holes:

1990 133 (11-under), **Jim McGovern**, Lake City Classic
 1991 129 (13-under), **P.H. Horgan III**, Yuma Open
 1992 129 (12-under), **Jon Christian**, Connecticut Open
 1993 130 (12-under), **Ron Streck**, Yuma Open; **Dave Stockton, Jr.**, Hawkeye Open
 1994 131 (11-under), **Tommy Armour III**, Miami Valley Open; 132 (12-under), **Skip Kendall**, Inland Empire Open; **Barry Fabyan**, Dominion Open
 1995 128 (16-under), **Stan Utley**, Louisiana Open
 1996 130 (14-under), **Craig Kanada**, Wichita Open; **Michael Christie**, Utah Classic
 1997 129 (15-under), **Harrison Frazier**, Permian Basin Open; 128 (14-under), **Todd Gleaton**, **Clark Dennis**, St. Louis Golf Classic
 1998 127 (13-under), **Chris Starkjohann**, St. Louis Golf Classic; **Mark Hensby**, Fort Smith Classic
 1999 129 (11-under), **Matt Peterson** and **Shaun Micheel**, Fort Smith Classic
 2000 130 (14-under), **Vance Veazey**, Wichita Open; **Jason Gore**, New Mexico Classic
 2001 125 (15-under), **Jeff Freeman**, Fort Smith Classic; 129 (15-under), **Bo Van Pelt**, Dayton Open; (13-under), **Chad Campbell**, Richmond Open; (13-under), **Jason Caron**, D. A. Points, Gila River Golf Classic
 2002 128 (14-under), **Arron Oberholser**, Samsung Canadian PGA Championship
 1993 (15-under), **Mike Heinen**, **Wes Short**, Louisiana Open; **Anthony Painter**, Omaha Classic
 2003 129 (15-under), **Blaine McCallister**, Omaha Classic; (13-under), **Wil Collins**, Wichita Open; **Andre Stolz**, Wichita Open
 2004 128 (16-under), **Justin Bolli**, Chattanooga Classic; **James Driscoll**, Henrico County Open

Low Back-To-Back Rounds:

1990 62-65—127 (17-under), **Kim Young**, Dakota Dunes Open
 1991 61-66—127 (17-under), **Eric Hoos**, Wichita Charity Classic
 1992 63-69—129 (12-under), **Jon Christian**, Connecticut Open
 1993 65-63—128 (14-under), **Tim Conley**, Knoxville Open
 1994 66-64—130 (14-under), **Keith Fergus**, Panama City Beach Classic
 1995 66-62—128 (16-under), **Stan Utley**, Louisiana Open
 62-66—128 (14-under), **Stan Utley**, Miami Valley Open
 1996 64-63—127 (17-under), **Sean Murphy**, Louisiana Open
 1997 63-64—127 (15-under), **Trevor Dodds**, Miami Valley Open
 1998 59-67—126 (14-under), **Doug Dunakey**, Miami Valley Open
 1999 66-63—129 (15-under), **Edward Fryatt**, Ozarks Open;
 64-65—129 (15-under), **Carl Paulson**, Utah Classic
 2000 64-64—128 (16-under), **Pat Perez**, Wichita Open; **Kevin Johnson**, Permian Basin Open
 2001 60-65—125 (15-under), **Jeff Freeman**, Fort Smith Classic
 2002 64-61—125 (17-under), **Jason Gore**, Gila River Golf Classic;
 61-64—125 (17-under), **David Branshaw**, Gila River Golf Classic
 2003 65-61—126 (16-under), **Paul Gow**, Northeast Pennsylvania Classic;
 66-61—127 (17-under), **Wes Short**, Chitimacha Louisiana Open
 2004 60-66—126 (18-under), **Chris Nallen**, Gila River Golf Classic

Largest 18-Hole Lead:

1990 3 strokes, **Kim Young**, Dakota Dunes Open
 1991 3 strokes, **Jeff Coston**, Shreveport Open; **Eric Hoos**, Wichita Charity Classic
 1992 3 strokes, **Rick Dalpos**, Panama City Beach Classic

1993 4 strokes, **Michael Weeks**, Central Georgia Open
 1994 6 strokes, **Ron Philo**, Pensacola Classic
 1995 2 strokes, **Ryan Howison**, Inland Empire Open, **Rafael Alarcon**, Monterrey Open, **Jon Hough**, Tallahassee Open, **Tom Pernice, Jr.**, Philadelphia Classic, **Mike Sposa**, Wichita Open, **John Connelly**, Ozarks Open, **Tim Simpson**, Tri-Cities Open
 1996 3 strokes, **Sam Randolph**, Ozarks Open
 1997 4 strokes, **Pat Bates**, Cleveland Open
 1998 3 strokes, **John Maginnes**, Dakota Dunes Open
 1999 3 strokes, **Kelly Gibson**, Oregon Classic
 2000 3 strokes, **Chris Zambri**, Boise Open
 2001 5 strokes, **David Lebeck**, Louisiana Open
 2002 3 strokes, **Jason Buha**, Arkansas Classic
 2003 3 strokes, **David Branshaw**, The Reese's Cup Classic
 2004 2 strokes, **Jim Carter**, Rheem Classic; **Nathan Green**, Henrico County Open; **Nick Watney**, Pete Dye West Virginia Classic; **Justin Bolli**, Albertsons Boise Open

Largest 36-Hole Lead:

1990 4 strokes, **Ricky Smallridge**, Boise Open
 1991 5 strokes, **Tom Lehman**, Reno Open
 1992 5 strokes, **John Flannery**, South Carolina Classic
 1993 4 strokes, **Tim Conley**, Knoxville Open
 1994 4 strokes, **Keith Fergus**, Panama City Beach Classic
 1995 3 strokes, **Lee Porter**, Cleveland Open
 1996 6 strokes, **Joe Durant**, Shreveport Open
 1997 3 strokes, **Trevor Dodds**, Miami Valley Open; **Chris Smith**, Omaha Classic; **Brian Kamm**, Ozarks Open; **Steve Flesch**, Tour Championship
 1998 5 strokes, **Emlyn Aubrey**, Wichita Open
 1999 5 strokes, **Edward Fryatt**, Ozarks Open
 2000 4 strokes, **Kevin Johnson**, Permian Basin Open; **Andrew Morse**, Utah Classic
 2001 6 strokes, **David Sutherland**, Utah Classic
 2002 4 strokes, **Peter O'Malley**, Jacob's Creek Open; **David Morland IV**, Hibernia Southern Open
 2003 4 strokes, **Ryan Palmer**, Clearwater Classic; **Zach Johnson**, First Tee Arkansas Classic; 4 strokes, **Guy Boros**, Dayton Open
 2004 6 strokes, **D.A. Points**, Pete Dye West Virginia Classic

Largest 54-Hole Lead:

1992 6 strokes, **John Flannery**, South Carolina Classic
 1993 5 strokes, **Tim Conley**, Knoxville Open
 1994 4 strokes, **Omar Uresti**, Shreveport Open
 1995 5 strokes, **Keith Fergus**, Louisiana Open; **Jeff Barlow**, Central Georgia Open
 1996 3 strokes, **Steve Rintoul**, Monterrey Open; **Stewart Cink**, Tour Championship
 1997 5 strokes, **Chris Smith**, Upstate Classic and Omaha Classic
 1998 5 strokes, **John Wilson**, Louisiana Open
 1999 5 strokes, **Carl Paulson**, Utah Classic
 2000 4 strokes, **Guy Hill**, Louisiana Open; **Darron Stiles**, Tri-Cities Open; **Pat Perez**, Monterey Peninsula Classic; **Spike McRoy**, Tour Championship
 2001 4 strokes, **Brett Quigley**, Arkansas Classic; **Heath Slocum**, Knoxville Open
 2002 5 strokes, **Patrick Sheehan**, Price Cutter Charity Championship; **Roland Thatcher**, Bank of America Monterey Peninsula Classic
 2003 4 strokes, **Roger Tambellini**, Albertsons Boise Open; **Scott Gutschewski**, Monterey Peninsula Classic; **Chris Couch**, Nationwide Tour Championship
 2004 6 strokes, **Robert Garrigus**, Chitimacha Louisiana Open; **D.A. Points**, Pete Dye West Virginia Classic; **Chris Nallen**, Gila River Golf Classic

Best Come From Behind:

1990 5 strokes, **Brad Bell**, South Texas Open
 1991 10 strokes, **John Flannery**, Reno Open
 1992 7 strokes, **Brian Henninger**, Knoxville Open
 1993 5 strokes, **Olin Browne**, Monterrey Open; **Doug Martin**, South Texas Open; **Sonny Skinner**, Shreveport Open
 1994 4 strokes, **Pat Bates**, Dakota Dunes Open; **Keith Fergus**, Boise Open

Nationwide Tour Facts and Figures (1990-2004) (cont.)

- 1995 8 strokes, **Stan Utley**, Louisiana Open
 1996 5 strokes, **Jimmy Green**, Buffalo Open
 1997 5 strokes, **Mike Small**, Cleveland Open
 1998 7 strokes, **Matt Gogel**, Tri-Cities Open
 1999 5 strokes, **Fran Quinn**, Dakota Dunes Open
 2000 7 strokes, **Richard Johnson**, Monterey Peninsula Classic
 2001 5 strokes, **Guy Boros**, Tri-Cities Open
 2002 10 strokes, **Gary Hallberg**, Northeast Pennsylvania Classic
 2003 6 strokes, **Zach Johnson**, Rheem Classic
 2004 8 strokes, **Jimmy Walker**, Chitimacha Louisiana Open

Low 36-Hole Cut:

- 1990 138 (6-under), Dakota Dunes Open
 1991 137 (7-under), Dakota Dunes Open
 1992 140 (4-under), Louisiana Open, Fort Wayne Open
 1993 138 (4-under), Knoxville Open, Dominion Open; 140 (4-under), Wichita Open, Texarkana Open
 1994 140 (4-under), Wichita Open
 1995 140 (4-under), Louisiana Open
 1996 140 (4-under), Omaha Classic
 1997 138 (4-under), St. Louis Golf Classic; 140 (4-under), Upstate Classic
 1998 138 (2-under), St. Louis Golf Classic, Fort Smith Classic
 1999 139 (3-under), Boise Open
 2000 137 (3-under), Greensboro Open; 138 (6-under), Wichita Open
 2001 138 (6-under), Permian Basin Open; 138 (4-under), Gila River Golf Classic
 2002 137 (5-under), Gila River Golf Classic; 138 (6-under), Louisiana Open
 2003 138 (6-under), Chitimacha Louisiana Open
 2004 137 (7-under), Henrico County Open

High 36-Hole Cut:

- 1990 153 (9-over), New England Classic
 1991 154 (10-over), South Texas Open
 1992 148 (4-over), New England Classic, Tulsa Open
 1993 148 (4-over), Mississippi Gulf Coast Classic
 1994 148 (4-over), Sonoma County Open
 1995 148 (4-over), Tallahassee Open
 1996 147 (3-over), Dakota Dunes Open
 1997 145 (3-over), Hershey Open, Tri-Cities Open
 1998 150 (6-over), Louisiana Open
 1999 146 (4-over), South Florida Classic; 146 (2-over), Mississippi Gulf Coast Open, Shreveport Open, South Carolina Classic
 2000 150 (6-over), Tri-Cities Open
 2001 144 (4-over), Steamtown Classic; 148 (4-over), Monterey Peninsula Classic
 2002 150 (6-over), Bank of America Monterey Peninsula Classic
 2003 147 (5-over), Jacob's Creek Open
 2004 148 (4-over), Permian Basin Charity Golf Classic; 144 (4-over), BellSouth Panama Championship

Fewest To Make The Cut:

- 1990 50 players, Baton Rouge Open, Buffalo Open
 1991 50 players, Quicksilver Open, Fort Wayne Open, Wichita Charity Classic, Dakota Dunes Open, Boise Open
 1992 50 players, Shreveport Open, Boise Open
 1993 50 players, South Texas Open, Sonoma County Open, Bakersfield Open
 1994 55 players, Carolina Classic, Texarkana Open, New Mexico Charity Classic
 1995 55 players, Louisiana Open, Utah Classic
 1996 55 players, South Carolina Classic, Tri-Cities Open, Olympia Open
 1997 55 players, Miami Valley Open, Laurel Creek Classic, Colorado Classic
 1998 55 players, Cleveland Open, Hershey Open, Fort Smith Classic
 1999 55 players, Lehigh Valley Open, Wichita Open, Omaha Classic, New Mexico Classic
 2000 56 players, Dakota Dunes Open
 2001 61 players, Greater Cleveland Open
 2002 60 players, LaSalle Bank Open; State Farm Open
 2003 61 players, First Tee Arkansas Classic
 2004 60 players, Chattanooga Classic, Envirocare Utah Classic

Most To Make The Cut:

- 1990 69 players, Deer Creek Open
 1991 63 players, Cleveland Open
 1992 64 players, Utah Classic
 1993 67 players, Yuma Open
 1994 70 players, Shreveport Open
 1995 75 players, Pensacola Classic
 1996 69 players, Mississippi Gulf Coast Classic
 1997 73 players, Dakota Dunes Open
 1998 68 players, Louisiana Open, Ozarks Open
 1999 71 players, South Florida Classic, Louisiana Open
 2000 73 players, Greensboro Open
 2001 80 players, Boise Open [All-time Nationwide Tour record]
 2002 76 players, Richmond Open
 2003 79 players, Oregon Classic
 2004 80 players, Cox Classic

Most Consecutive Birdies:

- 1990 6, **Scott Bess**, Dakota Dunes Open
 1991 6, **Bruce Zabriski**, Panama City Beach Classic; **Jerry Foltz**, Wichita Charity Classic; **Montie Watson**, Wichita Charity Classic; **Greg Kraft**, Dakota Dunes Open; **Tim Loustalot**, Dakota Dunes Open
 1992 6, **Franklin Langham**, Macon Open; **Mark Trauner**, Macon Open
 1993 5, by 16 players
 1994 9, **Omar Uresti**, Shreveport Open
 1995 6, **Karl Zoller**, Cleveland Open; **Chris Smith**, Buffalo Open; **Brent Geiberger**, Tri-Cities Open
 1996 7, **Joe Durant**, Shreveport Open
 1997 6, **Terry Price**, Knoxville Open; **Curt Byrum**, Miami Valley Open; **Carl Paulson**, Ozarks Open; **Tim Loustalot**, Dakota Dunes Open
 1998 6, **Tom Shaw, Jr.**, Lakeland Classic
 1999 7, **Dicky Thompson**, Permian Basin Open
 2000 7, **Rocky Walcher**, Permian Basin Open
 2001 7, **Jay Hobby**, Charity Pro-Am
 2002 6, **Jeff Freeman**, Price Cutter Charity Championship; **Aaron Baddeley**, Utah Classic; **John Morse**, Hibernia Southern Open
 2003 6, **Robert Conrad**, Mark Christopher Charity Classic
 2004 8, **Franklin Langham**, Rheem Classic

Best Birdie/Eagle Streak:

- 1990 **Kelly Gibson**, Elizabethtown Open (E,B,B,B,B)
 1991 **Tom Lehman**, Reno Open (B,E,B,E,B,B)
 1992 **Fred Wadsworth**, Yuma Open (E,B,B,B,B); **Fred Wadsworth**, Macon Open (B,B,B,E,B); **Rick Dalpos**, Cleveland Open (B,B,E,B,B)
 1993 **Tommy Tolles**, Utah Classic (B,B,B,E,B,B)
 1994 **Bill Murchison**, Central Georgia Open (E,B,B,B,B); **Charlie Rymer**, Central Georgia Open (E,B,B,B,B)
 1995 **Robert Wrenn**, Cleveland Open (E,B,B,B,B); **Robert Wrenn**, Utah Classic (B,B,B,E,B)
 1996 **Ahmad Bateman**, Utah Classic (B,B,B,B,E,B,B,B)
 1997 **Greg Twigg**, Lakeland Classic (B,B,E,B); **Chris DiMarco**, Monterrey Open (B,E,E); **Harry Rudolph**, Monterrey Open (E,B,E); **Pat Bates**, South Carolina Classic (B,B,E,B); **Dick Mast**, South Carolina Classic (E,B,B,B); **Trevor Dodds**, Miami Valley Open (E,B,B,B); **Ron Philo, Jr.**, Miami Valley Open (B,B,B,E); **Pat Bates**, Cleveland Open (B,B,E,B); **Rob Moss**, Tri-Cities Open (B,B,B,E)
 1998 **Jimmy Green**, Carolina Classic (E,B,B,B,B,B); **Notah Begay III**, Dominion Open (B,B,E,B,E)
 1999 **Gary Nicklaus**, Omaha Classic (B,B,B,E,B); **Casey Martin**, Omaha Classic (B,B,B,E,B)
 2000 **Kris Cox**, Omaha Classic (B,B,E,B,B), (E,B,B,B,B); **Garrett Willis**, Wichita Open (B,B,B,B,E)
 2001 **Billy Judah**, Samsung Canadian PGA (B,E,B,B,B,B)
 2002 **Doug Barron**, LaSalle Bank Open (B,B,E,B,B,B)
 2003 **Ty Armstrong**, LaSalle Bank Open (B-E-E-B); **Guy Boros**, Lake Erie Charity Classic (E-B-B-B-B); **Fran Quinn**, Henrico County Open (B-B-E-B-B); **Zach**

Nationwide Tour Facts and Figures (1990-2004) (cont.)

2004 **Johnson**, Price Cutter Charity Championship (B-B-B-B-E)
Jason Schultz, Henrico County Open (B-B-B-B-E); **Justin Bolli**, Albertsons Boise Open (B-DE-B-B)

Double-Eagles:

1991 **Greg Peterson**, Bakersfield Open; **Kel Devlin**, Dakota Dunes Open
 1992 **R.W. Eaks**, Louisiana Open; **Croy Cochran**, Pensacola Open
 1993 **Taylor Smith**, New England Classic; **Sam Randolph**, White Rose Classic; **Rocky Walcher**, Mississippi Gulf Coast Classic
 1994 **Mike Brisky**, Panama City Beach Classic; **Ron Philo**, Alabama Classic; **Lance Ten Broeck**, South Carolina Classic; **Greg Whisman**, New Mexico Charity Classic
 1996 **Dustin Phillips**, Inland Empire Open; **Rick Cramer**, Shreveport Open; **Pat Bates**, Gateway Classic
 1998 **Steve Brodie**, Cleveland Open; **Joe Ogilvie**, Greensboro Open
 1999 **Brian Tennyson**, Dakota Dunes Open; **Joey Snyder III**, Omaha Classic; **Joel Edwards**, Omaha Classic
 2000 **Chris Smith**, Dayton Open; **Dennis Zinkon**, Greensboro Open
 2001 **Travis Perkins**, Charity Pro-Am; **Ryuji Imada**, Cleveland Open; **Jay Hobby**, Utah Classic; **Tom Carter**, Monterey Peninsula Classic
 2002 **Pete Morgan**, Fort Smith Classic; **Kevin Durkin**, State Farm Open; **Hunter Haas**, Gila River Golf Classic
 2003 **Chip Beck**, Omaha Classic; **Jason Schultz**, Miccosukee Championship
 2004 **Andy Doeden**, Scholarship America Showdown; **Dave Christensen**, Samsung Canadian PGA Championship; **Jeff Hart**, Cox Classic; **Michael Letzig**, Price Cutter Charity Championship; **Justin Bolli**, Albertsons Boise Open

Back-To-Back Eagles:

1991 **Steve Rintoul**, Shreveport Open; **Kel Devlin**, Dakota Dunes Open
 1992 **Joey Rasset**, South Carolina Classic; **Russell Beiersdorf**, Bakersfield Open
 1993 **Chris DiMarco**, Monterey Open
 1994 **Sebastin Fernandez**, Cleveland Open; **Gary Webb**, Ozarks Open
 1995 **Tom Pernice**, Ozarks Open; **Martin Davis**, Sonoma County Open
 1997 **Chris DiMarco**, **Pat Bates**, Monterey Open
 1998 **Orist Wells**, Lehigh Valley Open; **Arden Knoll**, Ozarks Open; **David Kirkpatrick**, Fort Smith Classic
 2001 **Chris Couch**, Dayton Open; **Pete Morgan**, Fort Smith Classic; **Steve Sear**, Inland Empire Open; **Kelly Gibson**, Monterey Peninsula Classic
 2003 **Michael Muehr**, Rheem Classic; **Ty Armstrong**, LaSalle Bank Open; **Lee Williamson**, Lake Erie Charity Classic
 2004 **Warren Schutte**, Chattanooga Classic; **Chris Tidland**, Albertsons Boise Open

Three Eagles Same Round:

1991 **Tom Lehman**, Reno Open
 1997 **David Jackson**, Inland Empire Open; **Harry Rudolph**, Monterey Open
 1999 **Kevin Johnson**, Omaha Classic; **Jason Tyska**, Utah Classic
 2001 **Jeff Freeman**, Omaha Classic
 2002 **Arron Oberholser**, Utah Classic
 2003 **Jimmy Walker**, Chattanooga Classic

Multiple Winners:

1990 3 wins, **Dick Mast**, Mississippi Gulf Coast Classic, Pensacola Open, Fort Wayne Open; **Jim McGovern**, Lake City Classic, New Haven Open, Texarkana Open; **Mike Springer**, Bakersfield Open, Reno Open, El Paso Open. 2 wins, **Jeff Maggert**, Knoxville Open, Buffalo Open; **Dicky Thompson**, Baton Rouge Open, Elizabethtown Open; **Ed Humenik**, Macon Open, Santa Rosa Open.
 1991 3 wins, **Tom Lehman**, Mississippi Gulf Coast Classic, South Carolina Classic, Santa Rosa Open; 2 wins, **P.H. Horgan III**, Yuma Open, Macon Open; **Olin Browne**, Bakersfield Open, Hawkeye Open; **Frank Conner**, Knoxville Open, Tulsa Open
 1992 3 wins, **Brian Henninger**, South Texas Open, Macon Open, Knoxville Open; **John Flannery**, South Carolina Classic, Quicksilver Open, Sonoma County Open; 2 wins, **Russell Beiersdorf**, Greater Greenville Classic, Fort

Wayne Open; **Jeff Woodland**, Wichita Charity Classic, Utah Classic
 1993 4 wins, **Sean Murphy**, Central Georgia Open, Greater Greenville Classic, Utah Classic, Sonoma County Classic; 2 wins, **Dave Stockton, Jr.**, Central Georgia Open, Hawkeye Open; **Hugh Royer III**, South Carolina Classic, Texarkana Open; **David Duval**, Wichita Open, Tour Championship
 1994 3 wins, **Jerry Haas**, Ozarks Open, Tri-Cities Open, Sonoma County Open; 2 wins, **Scott Gump**, Monterey Open, Greater Greenville Classic; **Skip Kendall**, Inland Empire Open, Carolina Classic; **Tommy Armour III**, Miami Valley Open, Cleveland Open; **Bruce Vaughan**, Pensacola Classic, Permian Basin Open; **Keith Fergus**, Panama City Beach Classic, Boise Open
 1995 3 wins, **Allen Doyle**, Mississippi Gulf Coast Classic, Texarkana Open, Tour Championship; 2 wins, **Stan Utley**, Louisiana Open, Miami Valley Open; **Jerry Kelly**, Alabama Classic, Buffalo Open; **David Toms**, Greater Greenville Classic, Wichita Open; **Chris Smith**, Gateway Classic, Dakota Dunes Open; **Hugh Royer III**, Dominion Open, Permian Basin Open; **Stuart Appleby**, Monterey Open, Sonoma County Open
 1996 3 wins, **Michael Christie**, Greater Greenville Classic, Permian Basin Open, Utah Classic; **Stewart Cink**, Ozarks Open, Colorado Classic, Tour Championship
 1997 3 wins, **Chris Smith**, Upstate Classic, Dakota Dunes Open, Omaha Classic; 2 wins, **Mike Small**, Monterey Open, Cleveland Open; **Todd Gleaton**, St. Louis Golf Classic, Tri-Cities Open
 1998 2 wins, **Joe Ogilvie**, Monterey Open, Greensboro Open; **Matt Gogel**, Omaha Classic, Tri-Cities Open; **Robin Freeman**, Knoxville Open, San Jose Open; Charles Raulerson, Oregon Classic, Inland Empire Open; **Bob Burns**, Dominion Open, Tour Championship
 1999 2 wins, **Steve Gotsche**, Monterey Open, Upstate Classic; **Matt Gogel**, Louisiana Open, Cleveland Open; **Mathew Goggin**, Lehigh Valley Open, Omaha Classic; **Ryan Howison**, Lakeland Classic, Ozarks Open; **Carl Paulson**, Utah Classic, Boise Open; **Brad Elder**, Wichita Open, Inland Empire Open; **Bob Heintz**, Shreveport Open, Tour Championship
 2000 2 wins, **Kent Jones**, Shreveport Open, Greensboro Open; **Tim Clark**, Fort Smith Classic, Boise Open; **Spike McRoy**, Dakota Dunes Open, Tour Championship
 2001 3 wins, **Heath Slocum**, Greater Cleveland Open, Knoxville Open, Omaha Classic; **Chad Campbell**, Richmond Open, Permian Basin Open, Monterey Peninsula Classic; **Pat Bates**, Siouxland Open, Shreveport Open, Tour Championship
 2002 3 wins, **Patrick Moore**, Richmond Open, Lake Erie Charity Classic, Tour Championship; 2 wins, **Cliff Kresge**, Virginia Beach Open, Hershey Open; **Arron Oberholser**, Samsung Canadian PGA Championship, Utah Classic; **Jason Gore**, Oregon Classic, Albertsons Boise Open
 2003 3 wins, **Tom Carter**, Samsung Canadian PGA Championship, Price Cutter Charity Championship, Alberta Calgary Classic; 2 wins, **Joe Ogilvie**, Jacob's Creek Open, The Reese's Cup Classic; **Guy Boros**, Lake Erie Charity Classic, Dayton Open; **Zach Johnson**, Rheem Classic, Envirocare Utah Classic; **Chris Couch**, Oregon Classic, Nationwide Tour Championship
 2004 2 wins, **Jimmy Walker**, BellSouth Panama Championship, Chitimacha Louisiana Open; **Daniel Chopra**, First Tee Arkansas Classic, Henrico County Open; **Kevin Stadler**, Lake Erie Charity Classic, Scholarship America Showdown; **D.A. Points**, Northeast Pennsylvania Classic, Pete Dye West Virginia Classic; **Charles Warren**, Samsung Canadian PGA Championship, Cox Classic

Wire-To-Wire Winners (No Ties):

1990 **Kim Young**, Dakota Dunes Open; **Tom Lehman**, Reflection Ridge Open.
 1991 **Jeff Gallagher**, Cleveland Open; **Eric Hoos**, Wichita Charity Classic; **P.H. Horgan III**, Macon Open
 1992 **Tom Garner**, Bakersfield Open
 1994 **Skip Kendall**, Inland Empire Open; **Keith Fergus**, Panama City Beach Classic; **Mike Brisky**, Texarkana Open
 1995 **Brad Fabel**, Shreveport Open (36 holes)
 1997 **Joe Daley**, Louisiana Open (54 holes); **Trevor Dodds**, Miami Valley Open
 1998 **Michael Clark**, Hershey Open; **John Maginnes**, Dakota Dunes Open
 1999 **Kelly Gibson**, Oregon Classic
 2001 **Brett Quigley**, Arkansas Classic
 2002 **Patrick Sheehan**, Price Cutter Charity Championship; **Roland Thatcher**, Bank of America Monterey Peninsula Classic
 2004 **Chris Nallen**, Gila River Golf Classic

All-Time Nationwide Tour Winners

Player	Tournament(s)	Score	Money
Alker, Steven	2002 Louisiana Open (Le Triomphe CC)	264 †	\$81,000
Allen, Michael	1998 Greater Austin Open (The Hills CC)	280	40,500
Ames, Stephen	1991 Pensacola Open (Marcus Pointe CC)	204 #	20,000
Anderson, Chris	2004 SAS Carolina Classic (TPC at Wakefield Plantation)	271 †	94,500
Anderson, Jerry	1991 Texarkana Open (Texarkana CC)	201 #†	25,000
Appleby, Stuart (2)	1995 Monterrey Open (Club Campestre)	273 †	40,500
	1995 Sonoma County Open (Windsor GC)	269	36,000
Armour, Tommy III (2)	1994 Miami Valley Open (Heatherwoode GC)	266	36,000
	1994 Cleveland Open (Quail Hollow Resort-Devlin Course)	275 †	36,000
Aubrey, Emlyn (2)	1993 Miami Valley Open (Heatherwood GC)	202 #	31,500
	1998 Wichita Open (Willowbend GC)	265	40,500
Baird, Briny	2000 Monterrey Open (Club Campestre)	268	81,000
Barranger, Todd	2001 Dayton Open (The GC at Yankee Trace)	262	76,500
Bateman, Brian	1998 Carolina Classic (Raleigh CC)	266	40,500
Bateman, Ahmad	1997 Carolina Classic (Prestonwood CC)	284	36,000
Bates, Ben (2)	1997 Wichita Open (Willowbend GC)	269 †	36,000
	2004 The Reese's Cup Classic (CC of Hershey)	278 †	81,000
Bates, Pat (5)	1994 Dakota Dunes Open (Dakota Dunes CC)	276	36,000
	1997 Colorado Classic (Riverdale GC-Dunes Course)	267	36,000
	2001 Siouxland Open (Dakota Dunes CC)	273	76,500
	2001 Shreveport Open (Southern Trace CC)	268	76,500
	2001 Tour Championship (Senator Course at Capitol Hill)	284	108,000
Beiersdorf, Russell (3)	1991 Boise Open (Hillcrest CC)	202 #†	25,000
	1992 Greenville Classic (Verdae Greens GC)	133 *	30,000
	1992 Fort Wayne Open (Briarwood GC)	200 #†	25,000
Bell, Brad	1990 South Texas Open (NorthShore CC)	210 #	20,000
Berganio, David Jr. (3)	1996 Monterrey Open (Club Campestre)	272	36,000
	1999 Permian Basin Open (The Club at Mission Dorado)	269	40,500
	2000 Omaha Classic (The Champions Club)	268 †	90,000
Bertsch, Shane	2000 Upstate Classic (Verdae Greens GC)	269	72,000
Bohn, Jason	2003 Chattanooga Classic (Black Creek Club)	265	81,000
Bolli, Justin	2004 Chattanooga Classic (Black Creek Club)	267	81,000
Booker, Eric (2)	1997 Greater Austin Open (Hills CC)	140 *	36,000
	1998 Lehigh Valley Open (Center Valley Club)	271 †	40,500
Boros, Guy (3)	2001 Tri-Cities Open (Meadow Springs CC)	274	76,500
	2003 Lake Erie Charity Classic (Peek'n Peak Resort/Upper Course)	275	81,000
	2003 Dayton Open (The GC at Yankee Trace)	265	81,000
Bowden, Craig (2)	1998 Miami Valley Open (Heatherwoode GC)	264	40,500
	2003 Miccosukee Championship (Miccosukee G&CC)	270	90,000
Branshaw, David	2002 Gila River Golf Classic (Whirlwind GC)	262	76,500
Brehaut, Jeff (2)	1995 Inland Empire Open (Moreno Valley GC)	204 *	36,000
	1997 Mississippi Gulf Coast Classic (MS National GC)	275	36,000
Brigman, D.J.	2003 Permian Basin Charity Golf Classic (Midland CC)	272	81,000
Brisky, Mike	1994 Texarkana Open (Texarkana CC)	266	36,000
Browne, Olin (4)	1991 Bakersfield Open (Bakersfield CC)	207 #	20,000
	1991 Hawkeye Open (Finkbine GC)	199 #	25,000
	1993 Monterrey Open (Club Campestre)	276	36,000
	1996 Dominion Open (The Dominion Club)	276	36,000
Bruckner, Greg	1992 New England Classic (Woodlands Club)	208 #†	25,000
Bugg, Jace	2002 Arkansas Classic (Diamante CC)	271	81,000
Buha, Jason	2002 Dayton Open (The GC at Yankee Trace)	265	76,500
Burns, Bob (2)	1998 Dominion Open (The Dominion Club)	274	40,500
	1998 Tour Championship (Magnolia Grove)	283	63,000
Byrd, Jonathan	2001 Charity Pro-Am (The Cliffs G&CC)	269	90,000

Key: # = 54-hole tournament * = Weather shortened ** = Unofficial win † = Playoff

All-Time Nationwide Tour Winners (cont.)

Player	Tournament(s)	Score	Money
Byrum, Curt (2)	1993 White Rose Classic (Honey Run G&CC)	270	\$36,000
	1999 South Florida Classic (Palm-Aire CC & Resort-Oaks)	275 †	40,500
Campbell, Chad (3)	2001 Richmond Open (Stonehenge G&CC)	263	76,500
	2001 Permian Basin Open (The Club at Mission Dorado)	264	76,500
	2001 Monterey Peninsula Classic (Bayonet GC)	280	81,000
Carnevale, Mark	1997 Inland Empire Open (Moreno Valley Ranch GC)	274	36,000
Carter, Jim	1994 New Mexico Charity Classic (University of New Mexico Championship Course)	272	31,500
Carter, Tom (3)	2003 Samsung Canadian PGA Championship (DiamondBack GC)	275 †	81,000
	2003 Price Cutter Charity Championship (Highland Springs CC)	267	94,500
	2003 Alberta Calgary Classic (The Links of GlenEagles)	263	81,000
Chamblee, Brandel	1990 New England Classic (Woodlands GC)	215 #	20,000
Cheesman, Barry (2)	1990 Quail Hollow Open (Quail Hollow GC)	207 #	20,000
	1997 Hershey Open (CC of Hershey)	278	36,000
Chopra, Daniel (2)	2004 First Tee Arkansas Classic (Diamante CC)	275	90,000
	2004 Henrico County Open (The Dominion Club)	258	81,000
Christian, Jon	1992 Connecticut Open (Yale GC)	198 #	25,000
Christie, Michael (4)	1995 Carolina Classic (Prestonwood CC)	266	36,000
	1996 Greater Greenville Classic (Verdae Greens GC)	263	36,000
	1996 Permian Basin Open (Club at Mission Dorado)	270	36,000
	1996 Utah Classic (Riverside CC)	196 #	36,000
Cink, Stewart (3)	1996 Ozarks Open (Highland Springs CC)	272 †	36,000
	1996 Colorado Classic (Riverdale GC-Dunes Course)	268	36,000
	1996 Tour Championship (Settindown Creek GC)	281	45,000
Clark, Michael (2)	1996 Olympia Open (Indian Summer G&CC)	273	36,000
	1998 Hershey Open (CC of Hershey)	273	40,500
Clark, Tim (2)	2000 Fort Smith Classic (Hardscrabble CC)	264	72,000
	2000 Boise Open (Hillcrest CC)	269	100,080
Claxton, Paul	2001 Louisiana Open (Le Triomphe CC)	271	81,000
Clements, Lennie	1992 Greater Ozarks Open (Highland Springs CC)	205 #	30,000
Coles, Gavin (2)	2002 Jacob's Creek Open Championship (Kooyonga GC)	279 #	91,194
	2004 New Zealand PGA Championship (Clearwater GC)	282	139,248
Conley, Tim (2)	1993 Knoxville Open (Willow Creek GC)	261	31,500
	1996 Gateway Classic (Lake Forest G&CC)	278 †	36,000
Conner, Frank (2)	1991 Knoxville Open (Willow Creek GC)	198 #	20,000
	1991 Tulsa Open (GC of Oklahoma)	210 #†	25,000
Cook, Jeff	1990 Greater Ozarks Open (Highland Springs CC)	207 #†	20,000
Coston, Jeff	1991 Shreveport Open (Southern Trace CC)	210 #†	25,000
Cotner, Keoke	2000 Oregon Classic (Shadow Hills CC)	272	72,000
Couch, Chris (3)	2001 Florida Classic (Gainesville CC)	269	76,500
	2003 Oregon Classic (Shadow Hills CC)	274 †	81,000
	2003 Nationwide Tour Championship (Senator Course at Capitol Hill)	270	112,500
Cowan, P.J.	1996 Tallahassee Open (Golden Eagle CC)	279 †	36,000
Cramer, Rick	1996 Wichita Open (Reflection Ridge GC)	269	36,000
Crane, Ben (2)	2000 Wichita Open (Willowbend GC)	263	72,000
	2001 Gila River Golf Classic (Whirlwind GC)	261 †	76,500
Daley, Joe	1997 Louisiana Open (Le Triomphe CC)	198 *	54,000
Dalpos, Rick (2)	1991 Greater Ozarks Open (Highland Springs CC)	201 #	25,000
	1992 Pensacola Open (Marcus Pointe GC)	272	25,000
Daly, John	1990 Utah Classic (Riverside CC)	203 #	20,000
Dawson, Marco	2002 LaSalle Bank Open (Kemper Lakes Golf Course)	276	81,000
Delsing, Jay (2)	2001 Fort Smith Classic (Hardscrabble CC)	263 †	76,500
	2002 Omaha Classic (The Champions Club)	267	90,000
Dennis, Clark	1993 Bakersfield Open (Seven Oaks CC)	202 #†	27,000
DiMarco, Chris	1997 Ozarks Open (Highland Springs CC)	204 *	36,000

Key: # = 54-hole tournament * = Weather shortened ** = Unofficial win † = Playoff

All-Time Nationwide Tour Winners (cont.)

Player	Tournament(s)	Score	Money
Dodds, Trevor (3)	1990 Deer Creek Open (Deer Creek GC)	206 #	\$20,000
	1997 Miami Valley Open (Heatherwoode GC)	262	36,000
	2001 Virginia Beach Open (TPC at Virginia Beach)	277	76,500
Dowdall, John	1992 Hawkeye Open (Finkbine GC)	134 *	25,000
Doyle, Allen (3)	1995 Mississippi Gulf Coast Classic (Windance G&CC)	273 †	36,000
	1995 Texarkana Open (Texarkana CC)	269	36,000
	1995 Tour Championship (Settindown Creek GC)	283 †	45,000
Driscoll, James	2004 Virginia Beach Open (TPC of Virginia Beach)	273	81,000
Dufner, Jason	2001 Wichita Open (Crestview CC)	266	76,500
Dunakey, Doug	1998 Cleveland Open (Quail Hollow CC)	270	40,500
Dunlap, Scott	2004 Mark Christopher Charity Classic (Empire Lakes GC)	272	81,000
Durant, Joe	1996 Mississippi Gulf Coast Classic (MS National GC)	273	36,000
Duval, David (2)	1993 Wichita Open (Reflection Ridge GC)	271	27,000
	1993 Tour Championship (Pumpkin Ridge GC)	277	36,000
	1990 Quicksilver Open (Quicksilver GC)	212 #	30,000
Eaks, R.W. (3)	1993 Louisiana Open (Le Triomphe CC)	273	27,000
	1997 San Jose Open (Almaden CC)	272	36,000
	1999 Mississippi Gulf Coast Open (The Oaks GC)	280	45,000
Edwards, Joel	1999 Wichita Classic (Willowbend CC)	268	40,500
Elder, Brad (2)	1999 Inland Empire Open (Moreno Valley Ranch GC)	267	40,500
	1994 Mississippi Gulf Coast Classic (Windance G&CC)	276 †	31,500
	1997 Alabama Classic (Cherokee Ridge CC)	204 *	36,000
Elliott, John (2)	1996 Inland Empire Open (Moreno Valley Ranch GC)	272	36,000
Estes, Jim	1994 Gateway Classic (Lake Forest G&CC)	279	36,000
	1995 Shreveport Open (Southern Trace CC)	131 *	36,000
	1994 Panama City Beach Classic (The Hombre)	202 #	31,500
Fergus, Keith (2)	1994 Boise Open (Hillcrest CC)	198 #†	36,000
	2002 Fort Smith Classic (Hardscrabble CC)	269	76,500
	1991 Reno Open (Northgate GC)	211 #†	20,000
Fischer, Todd	1992 South Carolina Classic (CC of South Carolina)	272	30,000
	1992 Quicksilver Open (Quicksilver GC)	277	50,000
	1992 Sonoma County Open (Windsor GC)	199 #	25,000
Flannery, John (4)	1997 Tour Championship (RTJ Golf Trail-Grand National)	278	54,000
Flesch, Steve	1995 South Carolina Classic (CC of South Carolina)	279	36,000
Foltz, Jerry	1993 Dominion Open (The Dominion Club)	272	31,500
Franco, Angel	1997 South Carolina Classic (CC of South Carolina)	271	36,000
Frazar, Harrison	1998 Knoxville Open (Three Ridges GC)	270 †	40,500
	1998 San Jose Open (Almaden CC)	272 †	40,500
	1991 Fort Wayne Open (Orchard Ridge CC)	201 #†	20,000
Freeman, Robin (2)	1999 Hershey Open (CC of Hershey-East)	275	40,500
Friend, Bob	1993 Mississippi Gulf Coast Classic (Windance G&CC)	206 #†	27,000
Fryatt, Edward	1991 Cleveland Open (Quail Hollow GC)	201 #	25,000
Furyk, Jim	2000 South Carolina Classic (CC of South Carolina)	278	72,000
Gallagher, Jeff (2)	1990 Panama City Beach Classic (Hombre GC)	209 #	20,000
Gardner, Buddy	1990 Central NY Classic (Seven Oaks GC)	207 #	20,000
	1992 Bakersfield Open (Seven Oaks CC)	205 #	30,000
	1991 Tri-Cities Open (Meadow Springs CC)	205 #	25,000
Gibson, Kelly (2)	1999 Oregon Classic (Shadow Hills CC)	279	40,500
Gleaton, Todd (2)	1997 St. Louis Golf Classic (Missouri Bluffs GC)	261	36,000
	1997 Tri-Cities Open (Meadow Springs CC)	283	36,000
	2003 Gila River Golf Classic (Whirlwind GC)	270	85,500
Glover, Lucas	1996 Boise Open (Hillcrest CC)	270	36,000
Gogel, Matt (6)	1997 Laurel Creek Classic (Laurel Creek CC)	269	36,000
	1998 Omaha Classic (The Champions Club)	271 †	45,000

Key: # = 54-hole tournament * = Weather shortened ** = Unofficial win † = Playoff

All-Time Nationwide Tour Winners (cont.)

Player	Tournament(s)	Score	Money
	1998 Tri-Cities Open (Meadow Springs CC)	276 †	\$40,500
	1999 Louisiana Open (Le Triomphe CC)	277	54,000
	1999 Cleveland Open (Quail Hollow CC)	273 †	40,500
Goggin, Mathew (2)	1999 Lehigh Valley Open (Center Valley Club)	270	40,500
	1999 Omaha Classic (Champions Club)	264	54,000
Gomez, Jaime	1992 Boise Open (Hillcrest CC)	202 #	30,000
Gore, Jason (3)	2000 New Mexico Classic (Santa Ana GC)	266	76,500
	2002 Oregon Classic (Shadow Hills CC)	270	76,500
	2002 Albertsons Boise Open (Hillcrest CC)	273	103,500
Gotsche, Steve (2)	1999 Monterrey Open (Club Campestre)	270	49,500
	1999 Upstate Classic (Verdae Greens GC)	208 *	40,500
Gove, Jeff (2)	1995 Tri-Cities Open (Meadow Springs CC)	202 #†	36,000
	1999 Knoxville Open (Fox Den CC)	277	45,000
Gow, Paul (2)	1997 Permian Basin Open (Club at Mission Dorado)	267	36,000
	2000 Hershey Open (CC of Hershey)	281	72,000
Goydos, Paul	1992 Yuma Open (Desert Springs GC)	201 #	25,000
Green, Jimmy	1996 Buffalo Open (Brierwood CC)	276 †	36,000
Gump, Scott (3)	1994 Monterrey Open (Club Campestre)	269	36,000
	1994 Greater Greenville Classic (Verdae Greens GC)	272	31,500
	2004 Albertsons Boise Open (Hillcrest CC)	270	108,000
Gutschewski, Scott	2003 Monterey Peninsula Classic (Bayonet & Black Horse GC/Bayonet Course)	276	81,000
Haas, Hunter	2004 Knoxville Open (Fox Den CC)	275 †	85,500
Haas, Jerry (3)	1994 Ozarks Open (Highland Springs CC)	272	36,000
	1994 Tri-Cities Open (Meadow Springs CC)	203 #	31,500
	1994 Sonoma County Open (Windsor GC)	277	31,500
Hallberg, Gary	2002 Northeast Pennsylvania Classic (Glenmaura National GC)	275	81,000
Hammond, Donnie	2000 Lakeland Classic (Grasslands G&CC)	272	72,000
Hart, Jeff	2000 Steamtown Classic (Glenmaura National GC)	275	81,000
Haskins, Steve	1991 New England Classic (Woodlands Club)	207 #	20,000
	2001 Ozarks Open (Highland Springs CC)**	131 *	81,000
Hayes, J.P.	1996 Miami Valley Open (Heatherwoode CC)	265	36,000
Hearn, David	2004 Alberta Classic (Redwood Meadows G&CC)	273	81,000
Heintz, Bob (2)	1999 Shreveport Open (Southern Trace CC)	283	40,500
	1999 Tour Championship (RTJ Golf Trail-Highland Oaks)	283 †	72,000
Henninger, Brian (3)	1992 South Texas Open (NorthShore GC)	208 #†	25,000
	1992 Macon Open (River North CC)	205 #	25,000
	1992 Knoxville Open (Willow Creek GC)	200 #	30,000
Henry, J.J.	2000 Knoxville Open (Fox Den CC)	273	72,000
Hensby, Mark (3)	1998 Fort Smith Classic (Hardscrabble CC)	260	40,500
	2000 Carolina Classic (Raleigh CC)	266 †	72,000
	2003 Henrico County Open (The Dominion Club)	268 †	81,000
Hill, Jason	2001 Steamtown Classic (Glenmaura National GC)	272	76,500
Hinkle, Lon	1991 Quicksilver Open (Quicksilver GC)	210 #	40,000
Hnatiuk, Glen (4)	1992 Mississippi Gulf Coast Classic (Windance G&CC)	207 #	25,000
	1995 Utah Classic (Riverside CC)	203 #†	36,000
	1996 Carolina Classic (Prestonwood CC)	205 *†	36,000
	1999 Tri-Cities Open (Meadow Springs CC)	278 †	40,500
Hoffman, Charley	2004 Permian Basin Charity Golf Classic (Midland CC)	282	81,000
Holland, Mike	1991 Connecticut Open (Yale GC)	199 #	20,000
Hoos, Eric	1991 Wichita Charity Classic (Reflection Ridge GC)	199 #	25,000
Horgan III, P.H. (3)	1991 Yuma Open (Desert Hills GC)	196 #	20,000
	1991 Macon Open (River North CC)	201 #†	25,000
	1996 Alabama Classic (Cherokee Ridge CC)	202 *	36,000
Howison, Ryan (3)	1997 Lakeland Classic (Grasslands G&CC)	269	36,000

Key: # = 54-hole tournament * = Weather shortened ** = Unofficial win † = Playoff

All-Time Nationwide Tour Winners (cont.)

Player	Tournament(s)	Score	Money
	1999 Lakeland Classic (Grasslands G&CC)	275	\$40,500
	1999 Ozarks Open (Highland Springs CC)	270 †	45,000
Hughes, Bradley	2004 Preferred Health Systems Wichita Open (Crestview CC)	274 †	85,500
Humenik, Ed (2)	1990 Macon Open (River North CC)	205 #	20,000
	1990 Santa Rosa Open (Windsor GC)	204 #	20,000
Imada, Ryuji (2)	2000 Virginia Beach Open (TPC of Virginia Beach)	275	72,000
	2004 BMW Charity Pro-Am at The Cliffs (The Cliffs G&CC)	270 †	108,000
Isenhour, Tripp (2)	2000 Mississippi Gulf Coast Open (The Oaks GC)	279	72,000
	2003 BMW Charity Pro-Am at The Cliffs (The Cliffs G&CC/Valley, Keowee Vineyards)	269	103,500
Jackson, David	1992 Cleveland Open (Quail Hollow GC)	199 #	50,000
Johnson, Eric (2)	1996 Knoxville Open (Three Ridges GC)	272	36,000
	1998 South Florida Classic (Palm-Aire CC)	267	40,500
Johnson, Kevin (3)	1997 Puget Sound Open (Indian Summer GC)	198 [52 holes] †	36,000
	1999 South Carolina Classic (The CC of South Carolina)	279	40,500
	2000 Permian Basin Open (The Club at Mission Dorado)	268	72,000
Johnson, Richard (2)	1999 Florida Classic (Gainesville CC)	270	40,500
	2000 Monterey Peninsula Classic (Bayonet GC)	285	81,000
Johnson, Zach (2)	2003 Rheem Classic (Hardscrabble CC)	272 †	85,500
	2003 Envirocare Utah Classic (Willow Creek CC)	267	81,000
Jones, Brendan	2004 LaSalle Bank Open (The Glen Club)	272	117,000
Jones, Kent (2)	2000 Shreveport Open (Southern Trace CC)	273	72,000
	2000 Greensboro Open (Sedgefield CC)	263	72,000
Julian, Jeff	1997 Dominion Open (The Dominion Club)	277	36,000
Jurgensen, Steve	1993 Tri-Cities Open (Meadow Springs CC)	207 #	27,000
Kamm, Brian	1992 Panama City Beach Classic (Hombre GC)	210 #	25,000
Kelly, Jerry (2)	1995 Alabama Classic (Cherokee Ridge CC)	273 †	36,000
	1995 Buffalo Open (Brierwood CC)	274	36,000
Kendall, Skip (2)	1994 Inland Empire Open (Moreno Valley Ranch GC)	197 *	36,000
	1994 Carolina Classic (Prestonwood CC)	276	36,000
Klauk, Jeff	2003 Preferred Health Systems Wichita Open (Crestview CC)	265	85,500
Kresge, Cliff (2)	2002 Virginia Beach Open (TPC of Virginia Beach)	277 †	76,500
	2002 Hershey Open (Hershey GC)	276 †	76,500
Langham, Franklin (2)	1993 Permian Basin Open (The Club at Mission Dorado)	202 #†	27,000
	2004 Rheem Classic (Hardscrabble CC)	265	85,500
Leggatt, Ian	2000 Dayton Open (The GC at Yankee Trace)	276 †	76,500
Lehman, Tom (4)	1990 Reflection Ridge Open (Reflection Ridge GC)	202 #	20,000
	1991 Mississippi Gulf Coast Classic (Windance G&CC)	137 *†	25,000
	1991 South Carolina Classic (CC of South Carolina)	202 #†	25,000
	1991 Santa Rosa Open (Windsor GC)	207 #	20,000
Lickliter, Frank	1995 Boise Open (Hillcrest CC)	200 #	45,000
Long, Michael (2)	2001 Boise Open (Hillcrest CC)	270	100,080
	2003 Virginia Beach Open (TPC of Virginia Beach)	277	81,000
Loustalot, Tim	1992 Lake City Classic (Lake City CC)	206 #	25,000
Lowery, Steve	1992 Tulsa Open (GC of Oklahoma)	213 #†	30,000
Maggert, Jeff (2)	1990 Knoxville Open (Willow Creek GC)	202 #†	20,000
	1990 Buffalo Open (Brierwood CC)	204 #†	20,000
Maginnes, John (3)	1995 San Jose Open (Almaden CC)	277	36,000
	1998 Dakota Dunes Open (Dakota Dunes CC)	274 †	58,500
	2001 Carolina Classic (TPC at Wakefield Plantation)	269	81,000
Martin, Casey	1998 Lakeland Classic (The Grasslands G&CC)	269	40,500
Martin, Doug	1993 South Texas Open (NorthShore CC)	287 †	27,000
Mast, Dick (4)	1990 Mississippi Gulf Coast Classic (Windance CC)	137 *†	20,000
	1990 Pensacola Open (Pensacola CC)	205 #	20,000
	1990 Fort Wayne Open (Orchard Ridge GC)	197 #	20,000

Key: # = 54-hole tournament * = Weather shortened ** = Unofficial win † = Playoff

All-Time Nationwide Tour Winners (cont.)

Player	Tournament(s)	Score	Money
	1999 New Mexico Classic (Santa Ana GC)	267	\$40,500
McCallister, Blaine	2003 Northeast Pennsylvania Classic (Glenmaura National GC)	265	81,000
McCord, Gary	1991 Gateway Open (Gateway GC)	205 #	20,000
McGovern, Jim (3)	1990 Lake City Classic (Lake City CC)	202 #†	20,000
	1990 New Haven Open (Yale GC)	201 #	20,000
	1990 Texarkana Open (Texarkana CC)	200 #	20,000
McKelvey, Rob	2000 Louisiana Open (Le Triomphe G&CC)	274	81,000
McRoy, Spike (2)	2000 Dakota Dunes Open (Dakota Dunes CC)	270	90,000
	2000 Tour Championship (RTJ Golf Trail-Highland Oaks)	272	99,000
Micheel, Shaun	1999 Greensboro Open (Sedgefield CC)	269	40,500
Miller, Andy	2002 State Farm Open (Empire Lakes GC)	272 †	81,000
Miller, Lindy	1990 Amarillo Open (Amarillo CC)	200 #	20,000
Mitchell, Stiles	1998 Permian Basin Open (Club at Mission Dorado)	276 †	40,500
Moore, Patrick (3)	2002 Richmond Open (The Dominion Club)	268	76,500
	2002 Lake Erie Charity Classic (Peek'n Peak Resort-Upper Course)	275	76,500
	2002 Tour Championship (Senator Course at Capitol Hill)	206 #	108,000
Moore, Tommy	1993 Boise Open (Hillcrest CC)	199	36,000
Morland IV, David (2)	2002 Hibernia Southern Open (Southern Trace CC)	197 #	76,500
	2003 SAS Carolina Classic (TPC at Wakefield Plantation)	268	90,000
Morse, Andy	2000 Utah Classic (Willow Creek CC)	269	72,000
Morse, John	1993 New England Classic (The Woodlands)	278	27,000
Moss, Perry	1992 Texarkana Open (Texarkana CC)	197 #	30,000
Murchison, Bill	1995 Tallahassee Open (Golden Eagle CC)	276	36,000
Murphy, Sean (6)	1992 Louisiana Open (Le Triomphe CC)	200 #	25,000
	1993 Central Georgia Open (River North CC)	205 #	27,000
	1993 Greater Greenville Classic (Verdae Greens GC)	271	27,000
	1993 Utah Classic (Riverside CC)	204 #†	27,000
	1993 Sonoma County Open (Windsor GC)	274	27,000
	1995 Philadelphia Classic (Philmont CC)	267	36,000
Nallen, Chris	2004 Gila River Golf Classic (Whirlwind GC)	260	85,500
Oberholser, Arron (2)	2002 Samsung Canadian PGA Championship (DiamondBack GC)	268	81,000
	2002 Utah Classic (Willow Creek CC)	202 #	76,500
Ogilvie, Joe (4)	1998 Monterrey Open (Club Campestre)	274	45,000
	1988 Greensboro Open (Sedgefield CC)	266	40,500
	2003 Jacob's Creek Open Championship (Kooyonga GC)	279	115,006
	2003 The Reese's Cup Classic (Hershey GC)	274	81,000
Oh, James	2003 Mark Christopher Charity Classic (Empire Lakes GC)	268 †	81,000
O'Malley, Peter	2002 Clearwater Classic (Clearwater CC)	271	94,590
Ott, Brad	2004 Price Cutter Charity Championship (Highland Springs CC)	263	94,500
Painter, Anthony	1998 Ozarks Open (Highland Springs CC)	267	40,500
Palmer, Ryan	2003 Clearwater Classic (Clearwater Resort)	271	110,520
Pappas, Deane (2)	2000 Greater Cleveland Open (Quail Hollow CC)	273	72,000
	2001 Monterrey Open (Club Campestre)	271	81,000
Pate, Alan	1993 Dakota Dunes Open (Dakota Dunes CC)	260 [68 holes]	31,500
Patton, Chris	1993 New Mexico Charity Classic (Valle Grande GC)	262	31,500
Paulson, Carl (2)	1999 Utah Classic (Willow Creek CC)	266	67,500
	1999 Boise Open (Hillcrest CC)	266	58,500
Paulson, Dennis	1998 Huntsville Open (Hampton Cove GC)	279 †	40,500
Pearson, Rick (3)	1990 Yuma Open (Desert Hills GC)	198 #	20,000
	1992 Tri-Cities Open (Meadow Springs CC)	210 #	25,000
	1994 Central Georgia Open (River North CC)	273 †	31,500
Perez, Pat	2000 Ozarks Open (Highland Springs CC)	270 †	76,500
Perry, Chris	1994 Utah Classic (Riverside CC)	205 #	31,500
Petersen, Scott	2000 Inland Empire Open (Empire Lakes GC)	268	72,000

Key: # = 54-hole tournament * = Weather shortened ** = Unofficial win † = Playoff

All-Time Nationwide Tour Winners (cont.)

Player	Tournament(s)	Score	Money
Peterson, Matt	1995 Central Georgia Open (River North CC)	268	\$36,000
Points, D.A. (3)	2001 Inland Empire Open (Empire Lakes GC)	267 †	76,500
	2004 Northeast Pennsylvania Classic (Glenmaura National GC)	266 †	81,000
	2004 Pete Dye West Virginia Classic (Pete Dye GC)	265	108,000
Porter, Bill	1994 Louisiana Open (Le Triomphe GC)	276	31,500
Postlewait, Dennis	1994 Wichita Open (Reflection Ridge GC)	271	31,500
Purdy, Ted	2003 First Tee Arkansas Classic (Diamante CC)	275 †	85,500
Quigley, Brett (2)	1996 Philadelphia Classic (Philmont CC)	273	36,000
	2001 Arkansas Classic (Diamante CC)	276	81,000
Quinn, Fran (2)	1999 Dakota Dunes Open (Dakota Dunes CC)	270 †	63,000
	2000 Florida Classic (Gainesville CC)	271	72,000
Quinney, Jeff	2004 Oregon Classic (Shadow Hills CC)	275	81,000
Raulerson, Charles (2)	1998 Oregon Classic (Shadow Hills CC)	272	40,500
	1998 Inland Empire Open (Moreno Valley Ranch GC)	268	40,500
Reese, Don	1991 Lake City Open (Lake City CC)	198 #	25,000
Ridings, Tag	2002 Permian Basin Open (Midland CC)	272 †	76,500
Rollins, John	2001 Hershey Open (CC of Hershey)	273 †	76,500
Rose, Clarence	1995 Pensacola Classic (The Moors G&CC)	201 *	36,000
Royer III, Hugh (4)	1993 South Carolina Classic (CC of South Carolina)	273	27,000
	1993 Texarkana Open (Texarkana CC)	267	27,000
	1995 Dominion Open (The Dominion Club)	270 †	36,000
	1995 Permian Basin Open (The Club at Mission Dorado)	275	36,000
Rummells, Dave (2)	1996 South Carolina Classic (CC of South Carolina)	276	36,000
	1997 Knoxville Open (Three Ridges GC)	271	36,000
Runge, Steve	2000 Richmond Open (Stonehenge G&CC)	272 †	72,000
Rymer, Charlie	1994 South Carolina Classic (CC of South Carolina)	274	31,500
Salazar, Roger	1991 South Texas Open (NorthShore CC)	219 #	20,000
Sauers, Gene	1998 South Carolina Classic (CC of South Carolina)	280	40,500
Scherrer, Tom (2)	1995 Knoxville Open (Three Ridges GC)	275 †	36,000
	1998 Upstate Classic (Verdae Greens GC)	200 *	40,500
Schuchart, Mike (3)	1993 Panama City Beach Classic (Hombre GC)	208 #	27,000
	1994 Tour Championship (Pumpkin Ridge GC)	277	40,500
	1995 Ozarks Open (Highland Springs CC)	271 †	36,000
Sheehan, Patrick	2002 Price Cutter Charity Championship (Highland Springs CC)	269	85,500
Silveira, Larry	1996 San Jose Open (Almaden CC)	207 *†	36,000
Skinner, Sonny (2)	1993 Shreveport Open (Southern Trace CC)	278	27,000
	1994 Dominion Open (The Dominion Club)	271	36,000
Slocum, Heath (3)	2001 Greater Cleveland Open (Quail Hollow CC)	267	76,500
	2001 Knoxville Open (Fox Den CC)	265	76,500
	2001 Omaha Classic (The Champions Club)	266	94,500
Small, Mike (2)	1997 Monterrey Open (Club Campestre)	270	40,500
	1997 Cleveland Open (Quail Hollow Resort-Devlin Course)	270	36,000
Smallridge, Ricky (2)	1990 Boise Open (Hillcrest CC)	199 #	20,000
	1991 Elizabethtown Open (Pine Valley CC)	201 #	20,000
Smith, Chris (5)	1995 Gateway Classic (Lake Forest G&CC)	203 *†	36,000
	1995 Dakota Dunes Open (Dakota Dunes CC)	272	36,000
	1997 Upstate Classic (Verdae Greens GC)	267	36,000
	1997 Dakota Dunes Open (Dakota Dunes CC)	268	54,000
	1997 Omaha Classic (Champions Club)	258	36,000
Smith, Taylor	1992 Permian Basin Open (The Club at Mission Dorado)	204 #	30,000
Sposa, Mike	1998 Boise Open (Hillcrest CC)	265	54,000
Springer, Mike (4)	1990 Bakersfield Open (Bakersfield CC)	209 #	20,000
	1990 Reno Open (Northgate GC)	202 #	20,000
	1990 El Paso Open (Coronado CC)	204 #	20,000

Key: # = 54-hole tournament * = Weather shortened ** = Unofficial win † = Playoff

All-Time Nationwide Tour Winners (cont.)

Player	Tournament(s)	Score	Money
Stadler, Kevin (2)	1992 Fresno Open (Fort Washington CC)	206 #	\$30,000
	2004 Lake Erie Charity Classic (Peek'n Peak Resort)	279 †	81,000
	2004 Scholarship America Showdown (Troy Burne GC)	273 †	85,500
Stankowski, Paul	1996 Louisiana Open (Le Triomphe CC)	266	36,000
Starkjohann, Chris	1998 St. Louis Golf Classic (Missouri Bluffs GC)	263	40,500
Steel, Iain	1997 Boise Open (Hillcrest CC)	267	36,000
Stiles, Darron (3)	1999 Dominion Open (The Dominion Club)	279	45,000
	2000 Tri-Cities Open (Meadow Springs CC)	282	72,000
	2002 Knoxville Open (Fox Den CC)	272	76,500
Stockton Jr., Dave (2)	1993 Connecticut Open (Yale GC)	204 #	27,000
	1993 Hawkeye Open (Finkbine GC)	200 *	27,000
	2003 LaSalle Bank Open (The Glen Club)	271	90,000
Stolz, Andre	1993 Yuma Open (Desert Hills CC)	201 #†	27,000
Sutherland, David	2001 Utah Classic (Willow Creek CC)	272	76,500
Tambellini, Roger	2003 Albertsons Boise Open (Hillcrest CC)	267	108,000
Tataurangi, Phil	1996 Tri-Cities Open (Meadow Springs CC)	267	36,000
Taylor, Vaughn	2003 Knoxville Open (Fox Den CC)	268 †	85,500
Thatcher, Roland	2002 Bank of America Monterey Peninsula Classic (Bayonet GC)	283	81,000
Thompson, Dicky (2)	1990 Baton Rouge Open (CC of Louisiana)	209 #	20,000
	1990 Elizabethtown Open (Pine Valley CC)	205 #†	20,000
	1991 El Paso Open (Coronado CC)	202 #	25,000
Todd, Rick (2)	1992 Dakota Dunes Open (Dakota Dunes CC)	207 #†	25,000
	1993 Ozarks Open (Highland Springs CC)	271	31,500
	1994 Alabama Classic (Cherokee Ridge CC)	274	36,000
Tomes, David (2)	1995 Greater Greenville Classic (Verdae Greens GC)	267 †	36,000
	1995 Wichita Open (Reflection Ridge GC)	269 †	36,000
	2004 Miccosukee Championship (Miccosukee G&CC)	268	90,000
Tryba, Ted (3)	1990 Gateway Open (Gateway GC)	209 #†	20,000
	1991 Utah Classic (Riverside CC)	202 #	20,000
	1992 Shreveport Open (Southern Trace CC)	202 #	30,000
Twiggs, Greg	1996 Cleveland Open (Quail Hollow Resort-Devlin Course)	270	36,000
Uresti, Omar	1994 Shreveport Open (Southern Trace CC)	270 †	31,500
Utey, Stan (3)	1993 Cleveland Open (Quail Hollow Resort)	271	49,500
	1995 Louisiana Open (Le Triomphe CC)	268	36,000
	1995 Miami Valley Open (Heatherwoode GC)	264	36,000
Van Pelt, Bo	2003 Omaha Classic (The Champions Club)	262	99,000
Vaughan, Bruce (2)	1994 Pensacola Classic (The Moors G&CC)	271	36,000
	1994 Permian Basin Open (The Club at Mission Dorado)	269	31,500
	1998 Shreveport Open (Southern Trace CC)	280 †	40,500
Veazey, Vance (2)	1999 Carolina Classic (Raleigh CC)	269	40,500
	1996 Omaha Classic (Champions Club)	267	36,000
	2004 BellSouth Panama Championship (Panama GC)	273	90,000
Walker, Jimmy (2)	2004 Chitimacha Louisiana Open (LeTriomphe CC)	272	85,500
	2004 Jacob's Creek Open (Kooyonga GC)	275	145,586
	2002 BMW Charity Pro-Am (The Cliffs G&CC/Valley, Keowee Vineyards)	264	94,500
Walters, Euan	2004 Samsung Canadian PGA Championship (Whistle Bear GC)	269	81,000
	2004 Cox Classic (Champions Run GC)	267	108,000
	2004 Nationwide Tour Championship (Capitol Hill GC)	273	112,500
Watney, Nick	1996 Dakota Dunes Open (Dakota Dunes CC)	275 †	45,000
	1999 Fort Smith Classic (Hardscrabble CC)	264	45,000
	2003 Chitimacha Louisiana Open (Le Triomphe CC)	264	85,500
Webb, Gary (2)	2004 Envirocare Utah Classic (Willow Creek CC)	272	81,000
	1994 Knoxville Open (Willow Creek GC)	275	36,000
	2002 Preferred Health Systems Wichita Open (Crestview CC)	272	76,500

Key: # = 54-hole tournament * = Weather shortened ** = Unofficial win † = Playoff

All-Time Nationwide Tour Winners (cont.)

Wilson, John (2)	1998 Louisiana Open (Le Triomphe CC)	274	\$54,000
	1999 Dayton Open (The GC at Yankee Trace)	268	45,000
Woodland, Jeff (3)	1991 Dakota Dunes Open (Dakota Dunes CC-Boat Course)	196 #	25,000
	1992 Wichita Charity Classic (Reflection Ridge GC)	204 #†	25,000
	1992 Utah Classic (Riverside CC)	202 #	25,000
Wurtz, Mark	1997 Shreveport Open (Southern Trace CC)	275	36,000
Young, Kim	1990 Dakota Dunes Open (Dakota Dunes CC-Boat Course)	197 #	20,000
Zabriski, Bruce	1991 Panama City Beach Classic (Hombre GC)	208 #	20,000
Zokol, Richard	2001 Samsung Canadian PGA Championship	271	81,000
Zoller, Karl	1995 Cleveland Open (Quail Hollow Resort)	274 †	36,000
Zorkic, Zoran	2002 SAS Carolina Classic (TPC at Wakefield Plantation)	274	81,000

Single-Tournament Statistical Records (72 Hole Events Only)

Driving Distance

373.0 yards Victor Schwamkrug 2003 Omaha Classic

Driving Accuracy

54 of 56 Geoffrey Sisk 1998 Lehigh Valley Open
 54 of 56 Dicky Thompson 1999 Dakota Dunes Open
 54 of 56 Heath Slocum 2001 Siouxland Open
 54 of 56 Bart Bryant 2003 Chattanooga Classic
 54 of 56 Steve Haskins 2003 Chattanooga Classic

Greens In Regulation

66 of 72 Chad Campbell 2001 Permian Basin Open
 66 of 72 Mark Hensby 2003 Chattanooga Classic

Putts

95 Grant Waite 2003 Miccosukee Championship

Birdies

31 Craig Lile 2003 Omaha Classic

Eagles

5 Chris Smith 1997 Omaha Classic

Total Driving

3 Joey Snyder 1998 Greensboro Open
 3 Jonathan Byrd 2001 BMW Charity Pro-Am
 3 Anthony Rodriguez 2002 Jacob's Creek Open

Longest Drive

422 yards Bubba Watson 2004 Gila River Golf Classic

Scrambling

16 of 16 Heath Slocum 2001 Dayton Open

Birdie Conversion

58.5% (24 of 41) Kevin Burton 2001 Wichita Open

Former Nationwide Tour Presidents Cup and Ryder Cup Team Members

The Presidents Cup Team Members

2003

Stuart Appleby*
 Tim Clark*
 Chris DiMarco
 Ernie Els*
 Jim Furyk
 Jerry Kelly
 David Toms

2000

Stuart Appleby*
 Notah Begay III
 Chad Campbell

Stewart Cink
 David Duval
 Ernie Els*
 Jim Furyk
 Tom Lehman

1998

Stuart Appleby*
 David Duval
 Ernie Els*
 Jim Furyk

1996

David Duval
 Ernie Els*
 Tom Lehman
 Steve Stricker

1994

Tom Lehman
 Jeff Maggert

Ryder Cup Team Members

2006

Tom Lehman, (captain)

2004

Chad Campbell
 Stewart Cink
 Chris DiMarco
 Jim Furyk
 Chris Riley
 David Toms

2002

Stewart Cink
 David Duval
 Jim Furyk
 David Toms

1999

David Duval
 Jim Furyk
 Tom Lehman
 Jeff Maggert

1997

Jim Furyk
 Tom Lehman
 Jeff Maggert

1995

Tom Lehman
 Jeff Maggert

* International Team Member

All-Time Statistical Records

Scoring	Avg.
1. Zach Johnson (2003)	68.97
2. Scott Gutschewski (2003)	69.00
T3. Stewart Cink (1996)	69.40
Chris Smith (1997)	69.40
5. Willie Wood (1996)	69.46

Greens in Regulation	Pct.
1. Jeff Gove (2004)	74.3
2. Scott Gump (2003)	74.1
T3. Matt Peterson (2001)	72.4
David Branshaw (2003)	72.4
Franklin Langham (2004)	72.4

Putting	Avg.
1. Zach Johnson (2003)	1.699
2. Bob Heintz (2003)	1.708
3. Ahmad Bateman (2000)	1.712
4. Aaron Baddeley (2002)	1.718
5. Josh Broadaway (2003)	1.723

Eagles	Avg.
1. Todd Rose (2001)	61.4
2. Chris Couch (2003)	64.4
3. Charlie Wi (1998)	64.8
4. Tom Carter (2003)	67.0
5. Iain Steel (2001)	68.4

Driving Distance	Yds.
1. Victor Schwamkrug (2003)	339.3
2. Victor Schwamkrug (2004)	330.9
3. Victor Schwamkrug (2002)	328.5
4. Bubba Watson (2004)	323.5
5. Scott Gutschewski (2003)	320.8

Driving Accuracy	Pct.
1. Scott Gump (2004)	81.4
2. John Morse (2004)	78.8
3. Heath Slocum (2001)	77.5
4. Greg Gregory (2000)	77.0
5. Rob McMillan (2001)	76.5

Total Driving	Total
T1. J.J. Henry (1999)	36
Jason Bohn (2003)	36
3. Garrett Willis (1999)	37
4. Edward Fryatt (1999)	42
T5. Ed Humenik (1999)	43
Carl Paulson (1999)	43
Boo Weekley (2003)	43

Sand Saves	Pct.
1. Spike McRoy (1999)	71.4
2. Morris Hatalsky (2001)	69.4
3. Jim Benepe (2001)	67.7
4. Brad Fabel (2001)	67.3
5. Eric Booker (1998)	67.2

Birdies	Avg.
1. Scott Gutschewski (2003)	4.81
2. Zach Johnson (2003)	4.77
3. Joe Ogilvie (2003)	4.55
4. Jason Dufner (2003)	4.53
5. Chris Couch (2003)	4.49

All-Around	Total
1. Zach Johnson (2003)	111
2. Kelly Gibson (1999)	133
3. Bob Burns (1998)	141
4. Carl Paulson (1999)	148
5. Edward Fryatt (1999)	152

Statistical Records (Year by Year)

Scoring	Avg.
1990 Jeff Maggert	70.02
1991 Tom Lehman	70.06
1992 Lennie Clements	70.15
1993 Doug Martin	69.58
1994 Chris Perry	69.77
1995 Allen Doyle	69.79
1996 Stewart Cink	69.40
1997 Chris Smith	69.40
1998 Woody Austin	69.61
1999 Marco Dawson	69.81
2000 Chris Smith	70.11
2001 Tim Petrovic	69.68
2002 Patrick Moore	69.86
2003 Zach Johnson	68.97
2004 Franklin Langham	69.80

Greens in Regulation	Pct.
1998 Perry Moss	72.0
1999 Matt Peterson	71.5
2000 Briny Baird	71.8
2001 Matt Peterson	72.4
2002 Scott Gump	74.1
2003 David Branshaw	72.4
2004 Jeff Gove	74.3

Putting	Avg.
1998 Gene Sauers	1.728
1999 Marco Dawson	1.747
2000 Ahmad Bateman	1.712
2001 Deane Pappas	1.725
2002 Aaron Baddeley	1.718
2003 Zach Johnson	1.699
2004 Kevin Stadler	1.729

Eagles	Avg.
1990 Not calculated	
1991 Kelly Gibson	76.9
1992 Joey Rasset	87.0
1993 Guy Boros	101.0
1994 David Duval	90.0
David Jackson	90.0
1995 Len Mattiace	100.8
1996 Steve Gotsche	96.8
1997 Chris Couch	88.2
1998 Charlie Wi	64.8
1999 Mathew Goggin	85.8
2000 Richard Johnson	103.2
2001 Todd Rose	61.4
2002 Mike Perez	81.0
2003 Chris Couch	64.4
2004 Victor Schwamkrug	72.0

Driving Distance	Yds.
1998 Stiles Mitchell	306.7
1999 Stiles Mitchell	301.5
2000 Mike Heinen	304.8
2001 Tom Carter	312.0
2002 Victor Schwamkrug	328.5
2003 Victor Schwamkrug	339.3
2004 Victor Schwamkrug	330.9

Driving Accuracy	Pct.
1998 David McCampbell	75.5
1999 Brian Tennyson	75.4
2000 Greg Gregory	77.0
2001 Heath Slocum	77.5
2002 Scott Gump	76.3
2003 Scott Gump	75.7
2004 Scott Gump	81.4

Total Driving	Total
1998 David Berganio, Jr.	44
1999 J.J. Henry	36
2000 Charles Warren	54
2001 Chad Campbell	48
2002 Patrick Moore	59
2003 Jason Bohn	36
2004 Jeff Gove	51

Sand Saves	Pct.
1998 Eric Booker	67.2
1999 Spike McRoy	71.4
2000 Michael Allen	63.3
2001 Morris Hatalsky	69.4
2002 John Morse	66.7
2003 David Morland IV	64.9
2004 Paul Gow	61.3

Birdies	Avg.
1990 Not calculated	
1991 P.H. Horgan III	4.18
Olin Browne	4.18
1992 John Flannery	4.16
1993 Eric Hoos	4.13
1994 Tommy Tolles	4.23
1995 Tom Scherrer	4.23
1996 Stewart Cink	4.43
1997 Chris Smith	4.48
1998 Notah Begay III	4.16
1999 Marco Dawson	4.27
2000 Vaughn Taylor	4.13
2001 Todd Barranger	4.30
Chad Wright	4.30
2002 Aaron Baddeley	4.38
2003 Scott Gutschewski	4.81
2004 D.A. Points	4.38

All-Around	Total
1998 Bob Burns	141
1999 Kelly Gibson	133
2000 Michael Allen	160
2001 Rod Pampling	214
2002 Todd Barranger	212
2003 Zach Johnson	111
2004 Justin Bolli	214

PGA TOUR Wins by Former Nationwide Tour Players

1.	Bruce Fleisher	1991 New England Classic	58.	Jeff Maggert	1999 WGC-Accenture Match Play Championship
2.	John Daly	1991 PGA Championship	59.	Tim Herron	1999 Bay Hill Invitational
3.	John Daly	1992 B.C. Open	60.	David Duval	1999 PLAYERS Championship
4.	Jim McGovern	1993 Shell Houston Open	61.	David Duval	1999 BellSouth Classic
5.	Mike Standly	1993 Freeport-McMoRan Classic	62.	Stuart Appleby	1999 Shell Houston Open
6.	Jeff Maggert	1993 Walt Disney World/Oldsmobile Classic	63.	Olin Browne	1999 MasterCard Colonial
7.	Mike Springer	1994 Kmart Greater Greensboro Open	64.	Ted Tryba	1999 FedEx St. Jude Classic
8.	Mike Heinen	1994 Shell Houston Open	65.	J.L. Lewis	1999 John Deere Classic
9.	John Daly	1994 BellSouth Classic	66.	Brent Geiberger	1999 Canon Greater Hartford Open
10.	Tom Lehman	1994 Memorial Tournament	67.	Tom Pernice Jr.	1999 Buick Open
11.	Ernie Els	1994 U.S. Open	68.	David Toms	1999 Sprint International
12.	Brian Henninger	1994 Deposit Guaranty Classic	69.	Notah Begay	1999 Reno-Tahoe Open
13.	Steve Lowery	1994 Sprint International	70.	David Toms	1999 Buick Challenge
14.	Mike Springer	1994 Greater Milwaukee Open	71.	Notah Begay	1999 Michelob Championship at Kingsmill
15.	John Morse	1995 United Airlines Hawaiian Open	72.	Jim Furyk	1999 Las Vegas Invitational
16.	Ernie Els	1995 GTE Byron Nelson Classic	73.	Brian Henninger	1999 Southern Farm Bureau Classic
17.	Tom Lehman	1995 Colonial National Invitation	74.	Tom Lehman	2000 Phoenix Open
18.	Ted Tryba	1995 Anheuser-Busch Golf Classic	75.	Jim Carter	2000 Touchstone Energy Tucson Open
19.	John Daly	1995 British Open	76.	Jim Furyk	2000 Doral-Ryder Open
20.	Woody Austin	1995 Buick Open	77.	Stewart Cink	2000 MCI Classic
21.	Jim Furyk	1995 Las Vegas Invitational	78.	Tom Scherrer	2000 Kemper Insurance Open
22.	Jim Furyk	1996 United Airlines Hawaiian Open	79.	Dennis Paulson	2000 Buick Classic
23.	Tim Herron	1996 Honda Classic	80.	Notah Begay	2000 FedEx St. Jude Classic
24.	Paul Goydos	1996 Bay Hill Invitational	81.	Notah Begay	2000 Canon Greater Hartford Open
25.	Steve Stricker	1996 Kemper Open	82.	Michael Clark	2000 John Deere Classic
26.	Ernie Els	1996 Buick Classic	83.	Ernie Els	2000 International
27.	Steve Stricker	1996 Motorola Western Open	84.	Chris DiMarco	2000 SEI Pennsylvania Classic
28.	Tom Lehman	1996 British Open	85.	David Duval	2000 Buick Challenge
29.	Willie Wood	1996 Deposit Guaranty Classic	86.	David Toms	2000 Michelob Championship at Kingsmill
30.	Clarence Rose	1996 Sprint International	87.	Steve Lowery	2000 Southern Farm Bureau Classic
31.	Guy Boros	1996 Greater Vancouver Open	88.	Steve Stricker	2001 WGC-Accenture Match Play Championship
32.	Tom Lehman	1996 TOUR Championship	89.	Jim Furyk	2001 Mercedes Championships
33.	Stuart Appleby	1997 Honda Classic	90.	Garrett Willis	2001 Touchstone Energy Tucson Open
34.	Ernie Els	1997 U.S. Open	91.	Joe Durant	2001 Bob Hope Chrysler Classic
35.	Ernie Els	1997 Buick Classic	92.	Joe Durant	2001 Genuity Championship
36.	David Toms	1997 Quad City Classic	93.	David Toms	2001 Compaq Classic of New Orleans
37.	Stewart Cink	1997 Canon Greater Hartford Open	94.	Frank Lickliter	2001 Kemper Insurance Open
38.	Tim Herron	1997 LaCantera Texas Open	95.	David Duval	2001 British Open
39.	David Duval	1997 Michelob Championship at Kingsmill	96.	David Gossett	2001 John Deere Classic
40.	David Duval	1997 Walt Disney World/Oldsmobile Classic	97.	Tom Pernice Jr.	2001 International
41.	David Duval	1997 TOUR Championship	98.	David Toms	2001 PGA Championship
42.	David Duval	1998 Tucson Chrysler Classic	99.	Joel Edwards	2001 Air Canada Championship
43.	Ernie Els	1998 Bay Hill Invitational	100.	David Toms	2001 Michelob Championship at Kingsmill
44.	Trevor Dodds	1998 Greater Greensboro Chrysler Classic	101.	Chris DiMarco	2001 Buick Challenge
45.	David Duval	1998 Shell Houston Open	102.	Cameron Beckman	2001 Southern Farm Bureau Classic
46.	Stuart Appleby	1998 Kemper Open	103.	Jerry Kelly	2002 Sony Open in Hawaii
47.	J.P. Hayes	1998 Buick Classic	104.	Chris DiMarco	2002 Phoenix Open
48.	Joe Durant	1998 Motorola Western Open	105.	Matt Gogel	2002 AT&T Pebble Beach National Pro-Am
49.	Olin Browne	1998 Canon Greater Hartford Open	106.	Len Mattiace	2002 Nissan Open
50.	David Duval	1998 NEC World Series of Golf	107.	Kevin Sutherland	2002 WGC-Accenture Match Play Championship
51.	Brandel Chamblee	1998 Greater Vancouver Open	108.	Ian Leggatt	2002 Touchstone Energy Tucson Open
52.	Chris Perry	1998 B.C. Open	109.	Ernie Els	2002 Genuity Championship
53.	David Duval	1998 Michelob Championship at Kingsmill	110.	Craig Perks	2002 PLAYERS Championship
54.	Jim Furyk	1998 Las Vegas Invitational	111.	Jim Furyk	2002 Memorial
55.	David Duval	1999 Mercedes Championships	112.	Chris Smith	2002 Buick Classic
56.	David Duval	1999 Bob Hope Chrysler Classic	113.	Len Mattiace	2002 FedEx St. Jude Classic
57.	Ernie Els	1999 Nissan Open	114.	Jerry Kelly	2002 Advil Western Open

PGA TOUR Wins by Former Nationwide Tour Players

115.	Ernie Els	2002 British Open	138.	Stuart Appleby	2004 Mercedes Championships
116.	Spike McRoy	2002 B.C. Open	139.	Ernie Els	2004 Sony Open
117.	J.P. Hayes	2002 John Deere Classic	140.	John Daly	2004 Buick Invitational
118.	Chris Riley	2002 Reno-Tahoe Open	141.	Heath Slocum	2004 Chrysler Classic of Tucson
119.	Gene Sauers	2002 Air Canada Championship	142.	Chad Campbell	2004 Bay Hill Invitational
120.	John Rollins	2002 Bell Canadian Open	143.	Zach Johnson	2004 BellSouth Classic
121.	Phil Tataurangi	2002 Invensys Classic at Las Vegas	144.	Stewart Cink	2004 MCI Heritage
122.	Bob Burns	2002 Disney Golf Classic	145.	Steve Flesch	2004 Bank of America Colonial
123.	Jonathan Byrd	2002 Buick Challenge	146.	David Toms	2004 FedEx St. Jude Classic
124.	Ernie Els	2003 Mercedes Championships	147.	Ernie Els	2004 Memorial Tournament
125.	Ernie Els	2003 Sony Open	148.	Stephen Ames	2004 Cialis Western Open
126.	Frank Lickliter	2003 Chrysler Classic of Tucson	149.	Mark Hensby	2004 John Deere Classic
127.	Ben Crane	2003 BellSouth Classic	150.	Jonathan Byrd	2004 B.C. Open
128.	Steve Flesch	2003 HP Classic of New Orleans	151.	Rod Pampling	2004 International
129.	David Toms	2003 Wachovia Championship	152.	Stewart Cink	2004 WGC-NEC Invitational
130.	Jim Furyk	2003 U.S. Open	153.	Vaughn Taylor	2004 Reno-Tahoe Open
131.	David Toms	2003 FedEx St. Jude Classic	154.	Woody Austin	2004 Buick Championship
132.	Jim Furyk	2003 Buick Open	155.	Bart Bryant	2004 Valero Texas Open
133.	Shaun Micheel	2003 PGA Championship	156.	Ernie Els	2004 WGC-American Express Championship
134.	J.L. Lewis	2003 84 Lumber Classic of Pennsylvania	157.	Andre Stolz	2004 Michelin Las Vegas Invitational
135.	Tommy Armour III	2003 Valero Texas Open	158.	Brent Geiberger	2004 Chrysler Classic of Greensboro
136.	Stuart Appleby	2003 Las Vegas Invitational	159.	Ryan Palmer	2004 FUNAI Classic at the WALT DISNEY WORLD Resort
137.	Chad Campbell	2003 TOUR Championship			

Total PGA TOUR Wins by Former Nationwide Tour Players (73 Players)

15	Ernie Els	2	J. P. Hayes	1	Michael Clark II	1	Craig Perks
13	David Duval	2	Brian Henninger	1	Ben Crane	1	Chris Perry
10	David Toms	2	Jerry Kelly	1	Trevor Dodds	1	Chris Riley
9	Jim Furyk	2	J. L. Lewis	1	Joel Edwards	1	John Rollins
5	Stuart Appleby	2	Frank Lickliter	1	Bruce Fleischer	1	Clarence Rose
5	John Daly	2	Steve Lowery	1	Matt Gogel	1	Gene Sauers
5	Tom Lehman	2	Jeff Maggert	1	David Gossett	1	Tom Scherrer
4	Notah Begay	2	Len Mattiace	1	Paul Goydos	1	Heath Slocum
4	Stewart Cink	2	Tom Pernice, Jr.	1	Mike Heinen	1	Chris Smith
3	Chris DiMarco	2	Mike Springer	1	Mark Hensby	1	Mike Standly
3	Joe Durant	2	Ted Tryba	1	Zach Johnson	1	Andre Stolz
3	Tim Herron	1	Stephen Ames	1	Ian Leggatt	1	Kevin Sutherland
3	Steve Stricker	1	Tommy Armour III	1	Jim McGovern	1	Phil Tataurangi
2	Woody Austin	1	Cameron Beckman	1	Spike McRoy	1	Vaughn Taylor
2	Olin Browne	1	Guy Boros	1	Shaun Micheel	1	Garrett Willis
2	Jonathan Byrd	1	Bart Bryant	1	John Morse	1	Willie Wood
2	Chad Campbell	1	Bob Burns	1	Ryan Palmer		
2	Steve Flesch	1	Jim Carter	1	Rod Pampling		
2	Brent Geiberger	1	Brandel Chamblee	1	Dennis Paulson		

Champions Tour Wins by Former Nationwide Tour Players

1.	Bruce Fleisher	1999 Royal Caribbean Classic	25.	Bruce Fleisher	2001 U.S. Senior Open
2.	Bruce Fleisher	1999 American Express Invitational	26.	Allen Doyle	2001 FORD SENIOR PLAYERS Championship
3.	Allen Doyle	1999 ACE Group Classic	27.	Allen Doyle	2001 State Farm Senior Classic
4.	Allen Doyle	1999 PGA Seniors' Championship	28.	Bobby Wadkins	2001 Lightpath Long Island Classic
5.	Bruce Fleisher	1999 Home Depot Invitational	29.	Bob Gilder	2001 SENIOR TOUR Championship
6.	Tom Jenkins	1999 Bell Atlantic Classic	30.	Don Pooley	2002 U.S. Senior Open
7.	Allen Doyle	1999 Cadillac NFL Classic	31.	Tom Jenkins	2002 AT&T Canada Senior Open Championship
8.	Bruce Fleisher	1999 BellSouth Senior Classic at Opryland	32.	Bob Gilder	2002 SBC Senior Open
9.	Bruce Fleisher	1999 Lightpath Long Island Classic	33.	Bob Gilder	2002 FleetBoston Classic
10.	Allen Doyle	1999 TD Waterhouse Championship	34.	Morris Hatafsky	2002 Uniting Fore Care Classic
11.	Bruce Fleisher	1999 Transamerica	35.	Bob Gilder	2002 Allianz Championship
12.	Bruce Fleisher	1999 EMC Kaanapali Classic	36.	Bob Gilder	2002 Kroger Senior Classic
13.	Bruce Fleisher	2000 MasterCard Championship	37.	Bruce Fleisher	2002 RJR Championship
14.	Bruce Fleisher	2000 GTE Classic	38.	Dave Barr	2003 Royal Caribbean Classic
15.	Allen Doyle	2000 Toshiba Classic	39.	Bruce Fleisher	2003 Verizon Classic
16.	Bruce Fleisher	2000 Home Depot Invitational	40.	Bob Gilder	2003 Emerald Coast Classic
17.	Bruce Fleisher	2000 Lightpath Long Island Classic	41.	Tom Jenkins	2003 Bruno's Memorial Classic
18.	Tom Jenkins	2000 AT&T Canada Senior Open Championship	42.	Morris Hatafsky	2003 Columbus Southern Open
19.	Bob Gilder	2001 Verizon Classic	43.	Allen Doyle	2003 FleetBoston Classic
20.	Mike McCullough	2001 Mexico Senior Classic	44.	Don Pooley	2003 Allianz Championship
21.	Mike McCullough	2001 Emerald Coast Classic	45.	Bruce Fleisher	2004 Royal Caribbean Golf Classic
22.	Bruce Fleisher	2001 Las Vegas Senior Classic	46.	Tom Jenkins	2004 Blue Angels Classic
23.	Bruce Fleisher	2001 Home Depot Invitational	47.	Bruce Fleisher	2004 Bruno's Memorial Classic
24.	John Schroeder	2001 NFL Golf Classic	48.	Allen Doyle	2004 Bayer Advantage Celebrity Pro-Am

Total Wins by Player (10 Players)

18	Bruce Fleisher	2	Mike McCullough
9	Allen Doyle	2	Don Pooley
7	Bob Gilder	1	Dave Barr
5	Tom Jenkins	1	John Schroeder
2	Morris Hatafsky	1	Bobby Wadkins

PGA TOUR Wins by Former Nationwide Tour Players

1991	2	1998	13
1992	1	1999	19
1993	3	2000	14
1994	8	2001	15
1995	7	2002	21
1996	11	2003	14
1997	9	2004	22
Total		159	

Major Championships Won by Former Nationwide Tour Players

John Daly	1991 PGA Championship	David Duval	2001 British Open
Ernie Els	1994 U.S. Open	David Toms	2001 PGA Championship
John Daly	1995 British Open	Ernie Els	2002 British Open
Tom Lehman	1996 British Open	Jim Furyk	2003 U.S. Open
Ernie Els	1997 U.S. Open	Shaun Micheel	2003 PGA Championship

Most Nationwide Tour Career Wins

6	Sean Murphy (1993 Player of the Year)	Guy Boros	Kevin Johnson
	Matt Gogel	Chad Campbell (2001 Player of the Year)	John Maginnes
5	Pat Bates	Tom Carter	Jim McGovern
	Chris Smith (1997 Player of the Year)	Stewart Cink (1996 Player of the Year)	Patrick Moore (2002 Player of the Year)
4	Olin Browne	Chris Couch	Rick Pearson
	Michael Christie	Trevor Dodds	D.A. Points
	John Flannery (1992 Player of the Year)	Allen Doyle	Mike Schuchart
	Glen Hnatiuk	R.W. Eaks	Heath Slocum
	Tom Lehman (1991 Player of the Year)	Jason Gore	Darron Stiles
	Dick Mast	Scott Gump	Ted Tryba
	Joe Ogilvie	Jerry Haas	Stan Utley
	Hugh Royer III	Brian Henninger	Charles Warren
	Mike Springer	Mark Hensby	Jeff Woodland
3	Russell Beiersdorf	P.H. Horgan III	
	David Berganio, Jr.	Ryan Howison	

PGA TOUR Awards Won by Nationwide Tour Alumni

PGA TOUR PLAYER OF THE YEAR

The Jack Nicklaus Trophy is awarded annually to the PGA TOUR Player of the Year based on the balloting of the membership.

1996 Tom Lehman



ARNOLD PALMER AWARD

Awarded annually to the PGA TOUR's leading money-winner.

1996	Tom Lehman	\$1,780,159
1998	David Duval	2,591,031



BYRON NELSON AWARD

The Byron Nelson Award is based on each player's adjusted scoring average.

1996	Tom Lehman	69.32
1998	David Duval	69.13



PGA TOUR ROOKIE OF THE YEAR

1991	John Daly	1998	Steve Flesch
1994	Ernie Els	2000	Michael Clark II
1995	Woody Austin	2002	Jonathan Byrd
1997	Stewart Cink		

VARDON TROPHY

The Vardon Trophy, named in honor of famed British golfer Harry Vardon, is awarded annually by the PGA of America to the player with the lowest scoring average on the PGA TOUR.

1996	Tom Lehman
1998	David Duval

PGA PLAYER OF THE YEAR

The PGA Player of the Year Award is given by the PGA of America to the top PGA TOUR player based on a mathematical formula that weighs tournament wins, official money standing and scoring average.

1996 Tom Lehman

2004 Nationwide Tour Player of the Year - Jimmy Walker

HIGHLIGHTS

- Led the Nationwide Tour in earnings, with \$371,346
- Earned first career win at the season-opening BellSouth Panama Championship
- Earned second victory at the Chitimacha Louisiana Open in the season's fourth event
- Made cut in 20 of 25 starts
- In addition to two wins, tied for second at Virginia Beach Open and the Albertsons Boise Open
- Was never lower than fourth on the money list all season
- Second-youngest player (25) to be Player of the Year on the Nationwide Tour (Stewart Cink)
- Ranked in the top 10 in 15 statistical categories for the 2004 season
- Had seven top-10 finishes
- Had 12 top-25 finishes
- First player to average more than 300 yards off the tee (308.6) and win Player of the Year
- Finished with par-or-better scores in 19 of 25 events played in 2004 (76 percent)
- Posted par-or-better scores in first and second rounds in 39 of 50 rounds played in 2004 (78 percent)
- Posted par-or-better scores in 66 of 90 rounds played in 2004 (73.33 percent)
- In addition to leading Nationwide Tour in money earned, finished second in All-Around Ranking (235), second in Total Birdies (384), second in Birdie Conversion (34.7 percent), second in Par 4 Birdie Leaders (21.5 percent), third in Scoring Average Before the Cut (69.76), third in Par Breakers (24.6 percent), fourth in Total Eagles (14), fifth in Scoring Average (70.06), fifth in Birdie Average (4.27), fifth in top-10 finishes (seven), sixth in Putting Average (1.744), sixth in Bounce Back (26.8 percent), eighth in Putts Per Round (28.63) and ninth in Driving Distance (308.6)



RECIPIENTS OF NATIONWIDE TOUR PLAYER OF THE YEAR AWARD

1990	Jeff Maggert	\$108,644 (2 wins, 13 top-10 finishes)
1991	Tom Lehman	\$141,934 (3 wins, 11 top-10 finishes)
1992	John Flannery	\$164,115 (3 wins, 11 top-10 finishes)
1993	Sean Murphy	\$166,293 (4 wins, 8 top-10 finishes)
1994	Chris Perry	\$167,148 (1 win, 10 top-10 finishes)
1995	Jerry Kelly	\$188,878 (2 wins, 15 top-10 finishes)
1996	Stewart Cink	\$251,699 (3 wins, 14 top-10 finishes)
1997	Chris Smith	\$225,201 (3 wins, 8 top-10 finishes)

1998	Bob Burns	\$178,664 (2 wins, 4 top-10 finishes)
1999	Carl Paulson	\$223,051 (2 wins, 8 top-10 finishes)
2000	Spike McRoy	\$300,638 (2 wins, 5 top-10 finishes)
2001	Chad Campbell	\$394,552 (3 wins, 8 top-10 finishes)
2002	Patrick Moore	\$381,965 (3 wins, 9 top-10 finishes)
2003	Zach Johnson	\$494,882 (2 wins, 11 top-10 finishes)
2004	Jimmy Walker	\$371,346 (2 wins, 7 top-10 finishes)

Nationwide Tour Players of the Month

A Nationwide Tour Player of the Month is chosen for each month of the season in a vote by a media panel. Each recipient gets a special medal commemorating his achievement. The previous winners, beginning in Aug. 1996 (the first time a Nationwide Tour Player of the Month Award was given).

1996

August	Michael Christie
September	Stewart Cink
October	Stewart Cink

1997

February	Mark Carnevale
March	Mark Carnevale
April	Jeff Brehaut
May	Ahmad Bateman
June	Trevor Dodds
July	Ben Bates
August	Chris Smith
September	Iain Steel
October	Steve Flesch

1998

March	John Wilson
April	Dennis Paulson
May	Gene Sauers
June	Doug Dunakey
July	John Maginnes
August	Woody Austin
September	Notah Begay III
October	Bob Burns

1999

January	Curt Byrum
---------	------------

February

February	Joel Edwards
March	Matt Gogel
April	Bob Heintz
May	Glen Hnatiuk
June	Matt Gogel
July	Edward Fryatt
August	Ryan Howison
September	Carl Paulson
October	Bob Heintz

2000

February	Donnie Hammond
March	Tripp Isenhour
April	Jeff Gallagher
May	Chris Smith
June	Ian Leggatt
July	Shane Bertsch
August	Ahmad Bateman
September	Steve Haskins
October	Spike McRoy

2001

March	Chris Couch
April	Tim Petrovic
May	Chad Campbell
June	Heath Slocum
July	Jason Dufner
August	Heath Slocum

September

September	Rod Pampling
-----------	--------------

October	Pat Bates
---------	-----------

2002

April	Steven Alker
May	Cliff Kresge
June	Arron Oberholser
July	Todd Fischer
August	Marco Dawson
September	Jason Gore
October	Aaron Baddeley

2003

March	Joe Ogilvie
April	Zach Johnson
May	Tripp Isenhour
June	Vaughn Taylor
July	Zach Johnson
August	Tom Carter
September	Roger Tambellini
October	Chris Couch

2004

February	Euan Walters
March	Jimmy Walker
April	Franklin Langham
May	Chris Anderson
June	D. A. Points

July

July	Charles Warren
August	Brett Wetterich
September	Scott Gump
October	Nick Watney

MULTIPLE PLAYERS OF THE MONTH

Stewart Cink (2)
September-October 1996
Mark Carnevale (2)
February-March 1997
Ahmad Bateman (2)
May 1997, August 2000
Chris Smith (2)
August 1997, May 2000
Matt Gogel (2)
March 1999, June 1999
Bob Heintz (2)
April 1999, October 1999
Heath Slocum (2)
June 2001, August 2001
Chris Couch (2)
March 2001, October 2003
Tripp Isenhour (2)
March 2000, May 2003
Zach Johnson (2)
April 2003, July 2003

Nationwide Tour All-Time Roster

A

Acosta Jr., Joe (2003)
 Adamonis, Brad (2002-04)
 Adams, John (2002-03)
 Adams, Slade (1998, 2001)
 Adcock, Mitch (1991, 1994-95)
 Alarcon, Rafael (1990, 1994-96)
 Alker, Steven (2004)
 Allen, David (1990)
 Allen, Mark (1994)
 Allen, Michael (1997-2001, 2003)
 Altenhof, Kevin (1997)
 Ames, Stephen (1990-92)
 Anderson, Billy (1999)
 Anderson, Chris M. (1998, 2004)
 Anderson, Chris T. (1992, 1996-97)
 Anderson, JC (1990, 1992, 1994-98)
 Anderson, Jeremy (2002)
 Anderson, Jerry (1991)
 Appleby, Stuart (1995)
 Armour, Ryan (2004)
 Armour, Tommy III (1994)
 Armstrong, Ty (1993, 1995, 1998, 2000-01, 2003)
 Arthur, Perry (1990)
 Aubrey, Emlyn (1993-94, 1998, 2001-03)
 Austin, Woody (1994, 1998)

B

Baddeley, Aaron (2002)
 Bailey, Todd (2002)
 Baird, Briny (1996-97, 2000)
 Baker, Angus (1993)
 Ball, Brad (2000)
 Banks, David (1990)
 Barber, Aaron (2004)
 Barber, Larry (1996)
 Barcelo, Rich (1999, 2002-03)
 Barlow, Jeff (1994-98)
 Barnes, Ricky (2004)
 Barr, Dave (1999-2001)
 Barr, Ray Jr. (1991)
 Barranger, Todd (1997, 2000-02, 2004)
 Barron, Doug (1995-96, 2002, 2004)
 Bartman, David (1998)
 Bateman, Ahmad (1997-2004)
 Bateman, Brian (1997-2001)
 Bates, Ben (1990-97, 2001-04)
 Bates, Pat (1994, 1996-2001)
 Baugh, Beau (1990-91)
 Beck, Chip (2001-03)
 Beck, Kurt (1991)
 Beckman, Cameron (1997)
 Begay, Notah III (1998)
 Beiersdorf, Russell (1990-92, 1994-96, 1998)
 Belk, Bill (1991, 1993)
 Bell, Brad (1990)
 Bellflower, Jody (2000-01, 2004)
 Benedetti, Camilo (2003)
 Benepe, Jim (1992-93, 2001-03)
 Benson, Dave (1995)
 Benton, Fred (1997)
 Berendt, Jorge (1994)
 Berens, Chris (1993)
 Berganio, David Jr. (1996, 1998-2000)
 Bertsch, Shane (1995, 1999-2004)
 Bess, Scott (1990)
 Bettencourt, Jon (1997)
 Bettencourt, Matt (2004)
 Biancalana, Roy (1999)
 Biershenk, Tommy (2000-03)
 Bietz, Rich (1991)
 Bishop, Dave W. (1992)
 Blair, James (2001)
 Blanton, Kevin (2000)
 Blean, Bob (1997)
 Blewett, Mike Jr. (1991-93)
 Bloom, Jeff (1996)
 Bogar, Eric (1998, 2003)
 Bohn, Jason (2003)
 Boldt, Rob (1991-93)
 Bolli, Justin (2004)

Bolling, Charlie (1990)
 Booker, Eric (1990, 1996-98, 2001)
 Bordwell, Tony (1999)
 Boros, Guy (1993, 1999-2003)
 Bouchard, Remi (1993)
 Bowden, Craig (1993, 1996, 1998-99, 2001-03)
 Bowman, George (1993-94)
 Boyd, Patrick (1998)
 Brady, Steve (1990)
 Bradley, Michael (2003)
 Bradley, Rob (2000-04)
 Branshaw, David (1997, 2002-03)
 Bratton, Alan (2000)
 Brehaut, Jeff (1993-98)
 Brinker, Darrett (1999)
 Briggs, Danny (1991, 1993-96, 1998, 2000-03)
 Brigman, D.J. (2002-03)
 Brigman, Jaxon (1995-96, 1998, 2000, 2002-03)
 Brisky, Mike (1994, 2001-03)
 Brito, Eric (1992)
 Britton, Bill (1999)
 Broadaway, Josh (2003)
 Brodie, Steve (1990-91, 1993, 1995, 1998)
 Brown, Louis (1993)
 Browne, Olin (1990-91, 1993, 1995)
 Bruckner, Greg (1992-97, 1999, 2004)
 Bryant, Bart (1993)
 Bucek, Mark (1995)
 Buchner, Dan (2004)
 Budde, Ren (1999)
 Bugg, Jace (2002)
 Buha, Jason (2001-02, 2004)
 Burke, Pat (1991, 2000-02)
 Burns, Bob (1992-93, 1996, 1998)
 Burroughs, Clark (1991, 1994-95)
 Burton, Kevin (1993, 1996, 2001)
 Butcher, Rod (1998)
 Butler, Jeffrey (1991)
 Buttner, Bill (1995)
 Byrd, Jonathan (2001)
 Byrd, Robin (1999, 2004)
 Byrum, Curt (1992-93, 1998-2002)
 Byrum, Tom (1994-95)

C

Cadle, George (1990)
 Caldwell, Rex (1994-95)
 Campbell, Chad (2001)
 Canete, Ariel (1996)
 Carich, Dave (1991)
 Carnevale, Mark (1996-97, 2000-01)
 Carr, Tom (1994-95)
 Carolan, Tony (2004)
 Caron, Jason (2001-02, 2004)
 Carter, Jim (1991, 1993-94)
 Carter, Tom (2001-03)
 Caruso, Noel (1990)
 Cassini, Nick (2003-04)
 Cerulli, Greg (1990-91)
 Cesario, Greg (1994)
 Chaffee, Jon (1991)
 Chamblee, Brandel (1990)
 Chancey, Jim (1990)
 Chapman, Walt (1994)
 Cheesman, Barry (1990, 1997, 2001-04)
 Chernock, Christian (1999)
 Chill, Lee (1990-91)
 Chinner, Ashley (1993, 1996-97, 1999)
 Chitengwa, Lewis (2000)
 Chopra, Daniel (2002-03)
 Christensen, Dave (2004)
 Christian, Gary (1999)
 Christian, Jon (1991-93)
 Christie, Michael (1995-96, 2000, 2003)
 Cink, Stewart (1996)
 Cioe, Joe (1995-97)
 Claar, Brian (1999-2002)
 Clark, Michael II (1996-99)
 Clark, Tim (1999-2000)
 Claxton, Paul (1995-96, 1998-2001, 2003-04)
 Clearwater, Keith (2000, 2004)
 Clements, Lennie (1992)

Cochran, Bobby (1995, 2001)
 Cochran, Croy (1992, 1995, 1997)
 Cochran, Russ (2003)
 Coker, Trey (1998)
 Cole, Bobby (1991, 2001)
 Coles, Gavin (2002, 2004)
 Collins, Bobby (1995)
 Compton, Erik (2002, 2004)
 Conley, Tim (1994-97, 1999-2000, 2003-04)
 Connelly, John (1995, 2004)
 Conner, Frank (1990-91, 1993-95)
 Conrad, Robert (2003)
 Conser, Barry (1997)
 Cook, Jeff (1990-92, 1994-95, 1997, 2000)
 Cookson, Chris (1992)
 Coston, Jeff (1991-94)
 Cotner, Kawika (1995-96)
 Cotner, Keoke (2000-04)
 Couch, Chris (1997-98, 2000-03)
 Coughlan, Richie (2002, 2004)
 Cowan, P.J. (1996-98, 2000, 2003)
 Cox, Kris (1999-2000)
 Cramer, Rick (1990, 1996-2001)
 Crane, Ben (2000-01)
 Cunningham, Dave (2004)
 Curl, Rod (1990-91)
 Curley, John Paul (2003-04)
 Curry, Paul (2001)

D

Dal Corobbo, John (1994)
 Daley, Jess (2003-04)
 Daley, Joe (1997, 1999-2002, 2004)
 Dalpos, Rick (1990-92, 1994)
 Daly, John (1990)
 Damron, Patrick (2004)
 Dantzler, Marion (1995)
 Davis, Jay (1997)
 Davis, Mark (1993)
 Dawson, Marco (1990, 1999, 2002)
 DeCorso, Bryan (2004)
 DeJonge, Brenden (2004)
 Delong, David (1991)
 Delsing, Jay (2001-03)
 Demsey, Todd (1995, 1999-2000, 2002-04)
 Dennis, Clark (1993, 1996-97, 2000)
 DeSerrano, Scott (1993)
 Devlin, Kel (1991)
 Dibble, Roger (1998)
 Dickinson, Paul (2003)
 Dillard, Andy (1990-91, 1996, 2002)
 Dillen, Kevin (1999-2000, 2002)
 DiMarco, Chris (1991, 1993, 1997)
 DiPhillippo, Jerry (1995)
 Dobbs, Frank J. (1993)
 Dodds, Trevor (1992, 1997, 2001-03)
 Doeden, Andy (2004)
 Donald, Mike (1994-95, 1997, 1999-2004)
 Doollittle, Bobby (1996)
 Dowdall, John (1992-95)
 Downes, Billy (1995-98)
 Downes, Chris (2003)
 Doyle, Allen (1995, 1998)
 Driscoll, James (2003-04)
 Dufner, Jason (2001-03)
 Duke, Ken (1995, 2003)
 Dunakey, Doug (1998, 2002-03)
 Dunlap, Scott (1990, 1998, 2003-04)
 Dunlavey, Tim (1996)
 Durant, Joe (1991, 1993-96)
 Durkin, Kevin (2002-04)
 Duval, David (1993-94)
 Dyer, David (2002)

E

Eaks, R.W. (1990-97, 1999-2001)
 Edmonds, Frank (1990)
 Edwards, Danny (1997-2000)
 Edwards, Joel (1992, 1999)
 Elder, Brad (1999, 2004)
 Elliott, Bobby (1996, 2001)
 Elliott, John (1991, 1994-95, 1997-98, 2000-04)

Nationwide Tour All-Time Roster (cont.)

Ellis, Danny (1996)
Els, Ernie (1991)
Emerson, Cam (1991)
Emery, Mike Jr. (1994, 1997, 2000)
Endres, Chris (1991)
Engler, John (2002)
Enloe, Jason (2004)
Epperson, Eric (1996)
Estes, Jim (1990, 1996-97, 1999-2001)
Eubank, Tom (1991-92)
Ewing, Ron (1999, 2003)

F

Fabel, Brad (1994-95, 2001, 2003-04)
Fabyan, Barry (1990, 1994-96)
Fanning, Todd (2002)
Fehr, Rick (2004)
Ferenz, Jack (1994, 2000)
Fergus, Keith (1994, 1998-2000)
Ferguson, Ben (1999, 2002)
Fezler, Forrest (1991)
Finster, John (1993)
Fischer, Todd (2001-02)
Fitzsimons, Pat (1996)
Flannery, John (1990-92, 1995-96)
Fleischer, Greg (1990-91)
Fleisher, Bruce (1991)
Flesch, Steve (1997)
Floyd, Robert (1998)
Flynn, Michael (2002)
Fogt, Brian (1995, 1998-2001)
Foltz, Jerry (1991-99)
Ford, Steve (1992-94, 1999-2000, 2003-04)
Foster, Mike (1992-93)
Franco, Angel (1993, 2000-01)
Franz, Ray Jr. (2000)
Frazar, Harrison (1997)
Freeman, Jeff (1994, 2001-04)
Freeman, Ray Jr. (1990, 1993)
Freeman, Robin (1997-98, 2003-04)
Fretes, Raul (2002)
Friend, Bob (1990-91, 1993-95, 1997, 2001-03)
Frishette, Eric (1997, 2003)
Fryatt, Edward (1995, 1999, 2003)
Fujimoto, Jeff (1998)
Fuller, Dale (1990)
Furyk, Jim (1993)

G

Gage, Bobby (1993, 1995, 2001-04)
Gale, Chris (1992)
Gallagher, Brad (1991)
Gallagher, Jeff (1990-95, 1997, 2000, 2004)
Gangluff, Stephen (2003-04)
Gardner, Buddy (1994-97)
Gardner, Hank (1991)
Garner, Tom (1990-93, 1995-96)
Garrigus, Robert (2002, 2004)
Garwood, Doug (2002-04)
Gaus, Robert (1996-2001)
Gay, Brian (1998)
Geiberger, Brent (1995-96)
Giancola, Kevin (1995)
Gibson, Kelly (1990-91, 1999, 2001-04)
Gilbert, Gibby III (1997, 1999-2000)
Gilchrist, Derek (1995)
Gilder, Bob (1997, 2000)
Gildersleeve, Ryan (2004)
Gilkey, Richard (1997)
Gilleon, James (1998)
Gilley, Steve (2002)
Ginn, Chad (1994-95, 1999)
Gioffre, Ryan (2004)
Glasson, Bill (2003)
Gleaton, Todd (1997-98, 2001)
Glover, Lucas (2002-03)
Gogel, Matt (1996-99)
Goggin, Mathew (1999, 2004)
Gomez, Jaime (1991-92, 1994-97)
Gomez, Rafael (2004)
Gonzalez, Ernie (2000-02)
Gonzalez, Ricky (1994)

Gore, Jason (1998-2000, 2002, 2004)
Gorman, Bryan (1993, 1997)
Gortana, Marco (1996, 1998-2000)
Gossett, David (2001)
Gotsche, Steve (1996, 1999, 2001-02)
Gove, Jeff (1995-99, 2001, 2003-04)
Gow, Paul (1997-2000, 2004)
Goydos, Paul (1991-92)
Grant, Olen (1991-92)
Green, Damon (1995-96)
Green, Jimmy (1995-96, 1998, 2002-03)
Green, Ken (2000-02)
Green, Nathan (2002, 2004)
Greer, Brad (1991, 1995)
Gregory, Greg (2000, 2002)
Griffith, Jason H. (1993)
Griffiths, David (2003)
Grimes, Tony (1990, 1992, 1994-95)
Grisette, Uly (1993)
Grob, Mike (1999-2001, 2004)
Grunewald, Kelly (2000)
Guetz, Brian (2004)
Gullion, Joey (1994-95, 1998-99)
Gump, Scott (1990, 1994, 2001-04)
Gunn, Roger (1990, 1992-93)
Gutschewski, Scott (2003-04)

H

Haas, Hunter (2002-04)
Haas, Jerry (1993-94, 1996-98)
Haberstroh, Shaun (2002)
Hallberg, Gary (1996, 2001-04)
Halldorson, Dan (1990)
Hamilton, Greg (1991, 1995)
Hammond, Donnie (1999-2000)
Hammond, Johnny (1991)
Hamorski, Joseph Jr. (1994-95)
Han, Kyi Hla (1996)
Harding, Tom (1993, 1998)
Harrington, Dennis (1992, 1996)
Harrington, Scott (2004)
Harris, Michael (2004)
Hart, Jeff (1991-93, 1995, 2000, 2002-04)
Hart, Steve (1993, 1998, 2001)
Haskins, Steve (1990-96, 1998-2004)
Hatalsky, Morris (1995-96)
Hatch, Terry (2003)
Hayes, J.P. (1993-94, 1996)
Heafner, Vance (1993, 1995)
Hearn, David (2004)
Hearn, Tom (1996-97)
Heath, Skeeter (1993)
Hebert, Scott (2001)
Heim, Bill (1999)
Heinen, Mike (1993, 2001-02)
Heintz, Bob (1994, 1999, 2001, 2003-04)
Heintzelman, Webb (1991-92, 1994)
Henke, Nolan (2002-04)
Henninger, Brian (1991-92, 1994, 2004)
Henry, J.J. (1999-2000)
Hensby, Mark (1997, 1998-2000, 2002-03)
Hepler, Denny (1991)
Herrera, Eduardo (2003-04)
Herron, Tim (1995)
Hiers, Dean (1994)
Hietala, Ryan (1999, 2003-04)
Hill, Guy (1999-2000)
Hill, Jason (2001, 2003)
Hill, Robert (1995)
Hinkle, Lon (1991, 1993)
Hjertstedt, Gabriel (2003-04)
Hnatiuk, Glen (1992-97, 1999)
Hobby, Jay (1999-2001)
Hoffman, Charlie (2000-01, 2004)
Holland, Mike (1991-92)
Holloway, Tad (1994)
Holmes, Steve (2002)
Hoos, Eric (1990-93, 1995)
Horgan III, P.H. (1991, 1994-96, 2003-04)
Horne, John (1990)
Hough, Jon (1995-96)
Howe, Ralph III (1994)

Howison, Ryan (1996-99, 2001-04)
Huber, Keith (2004)
Hughes, Bradley (2003-04)
Hughes, John B. (1991, 1993)
Hulbert, John (1992)
Hull, Brian (1998, 2001)
Humenik, Ed (1997, 1999)
Hunsucker, Chris (1994-95, 1998)
Hurst, Jon (1999)

I

Imada, Ryuji (2000-04)
Inman, John (1997)
Isasi, Esteban (2001)
Isenhour, Tripp (1996, 1998-2000, 2003)
Isley, Steve Jr. (1993-94)

J

Jackson, David (1991-92, 1994-98)
Jaeckel, Barry (1991, 1994-96)
Jarner, Ken (1994)
Jenkins, Tom (1992, 1994)
Johnson, Doug (1990-91)
Johnson, Eric (1993, 1995-96, 1998-2002)
Johnson, Jim (1999-2000)
Johnson, John (1997-98)
Johnson, Kevin (1990, 1996-2000, 2002-04)
Johnson, Mark (2001)
Johnson, Richard (1999-2004)
Johnson, Zach (2000, 2003)
Johnston, Jimmy (1995-96, 1998, 2000)
Jones, Brendan (2004)
Jones, Kent (1996-97, 2000)
Jones, Matt (2002, 2004)
Jordan, Mark (1990)
Jordan, Pete (1991-93, 2003-04)
Jorgensen, Chris (2000)
Judah, Billy (2001-02)
Julian, Jeff (1990, 1997-2000)
Jurgensen, Steve (1993-95, 1997)
Justice, Grover (2002)

K

Kalinowski, Bobby (2001, 2004)
Kalinowski, Tom (1993, 1996, 2000-02)
Kamm, Brian (1992, 1997, 1999-2003)
Kanada, Craig (1994-96, 1998-2000, 2002)
Kane, Jim (1993-94)
Kaufman, Chris (1993-94)
Kay, Jack Jr. (1993)
Kelly, Jerry (1993-95)
Kendall, Skip (1991-92, 1994, 1996)
Kennaday, John (1994)
Kernohan, John (1990, 1998-2002)
Kimball, Karl (1990, 1992-93)
King, Brad (1994)
Kirby, Eddie (1990, 1992)
Kirkpatrick, David (1994-95, 1998, 2001)
Kite, Chris (1990)
Klapprott, Brad (2001)
Klauk, Jeff (2002-04)
Klauk, John (2004)
Klein, Brooks (1997)
Klein, Jeff (1991-92, 1994, 1997, 1999, 2001)
Kluba, Kent (1990)
Knoll, Arden (1997-98)
Knox, Kenny (2004)
Knutzon, Jason (2001)
Korleski, Kelly (1995)
Kraft, Greg (1990-91)
Kresge, Cliff (1997-98, 2002)
Kribel, Joel (2001-02)
Kroll, Tom (1997)
Kulzer, Keith (1992-93)
Kuniyashi, Kuni (2001)

L

LaBelle II, Doug (2003-04)
Ladehoff, Greg (1990, 1992, 1996)
Lamontagne, Steve (1991, 1997-99)
Lane, Matthew (1995-1998)

Nationwide Tour All-Time Roster (cont.)

Langham, Franklin (1993-95, 1997, 2003-04)
 Lankford, Jeffrey (2000)
 Lardon, Brad (1990, 1993, 1996-97)
 Larick, Steve (1996)
 Larsson, Dean (1995-96)
 Lasken, Bob (1992)
 Leach, Kevin (1990)
 LeBrun, Steve (2004)
 Lee, Jeff (1997)
 Lee, Patrick (1996-2000)
 Lee, Sung Man (2001, 2003)
 Leen, Randy (2000)
 Leggatt, Ian (2000)
 Lehman, Tom (1990-91)
 Lehmann, Brad (1995)
 Lehmann, Ted (1992)
 Lemon, Jim (1994)
 Leonard, Jeff (1991)
 Leshner, Greg (1993, 1997-2000)
 Levitt, Jon (1998-99)
 Lewis, J.L. (1993, 1997)
 Lickliter, Frank (1995)
 Lile, Craig (2003-04)
 Lohr, Bob (2000-01)
 Long, Michael (1996, 2000-01, 2003-04)
 Loustalot, Tim (1990-1998, 2000)
 Lowery, Steve (1992)
 Lu, Chien-Soon (1992)
 Lucchesi, Dino (1996, 1999)
 Lunde, Bill (2004)
 Lydiatt, Chad (2003)

M

Mack, George (1993)
 Magee, Chad (1995-97)
 Maggert, Jeff (1990)
 Maginnes, John (1994-95, 1998, 2001-02)
 Makoski, Bob (1990)
 Malizia, Mike (1995)
 Malley, Bill (1995)
 Malonson, Hicks (1992-95)
 Manning, Eric (1990)
 March, Gary (1999)
 Martin, Casey (1998-99, 2001-04)
 Martin, Doug (1991, 1993)
 Massengale, Donnie (1992)
 Massey, Richard (2004)
 Mast, Dick (1990, 1995-2000)
 Masters, Tommy (1994-95)
 Matsuo, Hiroshi (2000)
 Matteson, Troy (2004)
 Matthew, Craig (1999)
 Mattiace, Len (1992, 1995)
 Maxon, Joey (2002)
 May, Bob (1993)
 Mayo, Rich Jr. (1996)
 McCallister, Blaine (2003)
 McCampbell, David (1998, 2000)
 McCann, Brian (2004)
 McCann, Ronnie (1993, 1995)
 McClellan, Phil (1991)
 McConnell, Miles (1992)
 McCorkle, Todd (1991)
 McCullough, Mike (1991-92)
 McGohan, Randy (1993)
 McGovern, Jim (1990, 1999-2004)
 McKelvey, Rob (1996-2004)
 McKenzie, David (2001, 2003-04)
 McLardy, Andrew (2002-04)
 McLean, James (2002)
 McMillan, Rob (2001, 2003)
 McNeill, George (2003)
 McRoy, Spike (1992, 1999-2000)
 Meade, Joe (1998, 2001)
 Meehan, Mike (1999)
 Meeks, Aaron (1992)
 Meeks, Eric (1996, 2000-03)
 Micheal, Shaun (1996, 1999)
 Mielke, Mike (1994)
 Miles, Mike (1990-93)
 Milley, Dave (1992-93, 1995)
 Miller, Lindy (1991)

Mills, Jon (2002, 2004)
 Mitchell, Stiles (1998-2004)
 Mitchum, Kelly (1995)
 Mixon, Jeff (2004)
 Mogg, Brian (1990)
 Molder, Bryce (2003-04)
 Mollica, Tony (1990, 1995)
 Montgomery, Bill Jr. (1996)
 Moore, Patrick (2002)
 Moore, Tommy (1991-93)
 Morgan, Pete (1995, 2001-03)
 Morland IV, David (2002-03)
 Morse, Andrew (1990-93, 2000-04)
 Morse, John (1993, 2001-04)
 Moss, Perry (1992, 1994, 1998, 2001-02)
 Moss, Rob (1996, 1999-2000)
 Mudge, Todd (1993)
 Muehr, Michael (1997-2000, 2003)
 Mulcahy, Steve (1997)
 Muncrief, Kevin (2001, 2003)
 Munoz, Alex (1999)
 Murchison, Bill Jr. (1992, 1994-96)
 Murphy, Sean (1992-93, 1995, 1997-98, 2003-04)

N

Nakazaki, Tracy (1991)
 Nance, Travis (2002)
 Nanne, Pat Jr. (1999)
 Napoleon, Nick (2001)
 Neher, Jamie (2001)
 Nelford, Jim (1991, 1996)
 Nelson, Brian (1993)
 Nevil, Dwight (1990)
 Nicklaus, Gary (1995, 1999, 2003)
 Nicklaus, Jack II (1991)
 Nolan, Keith (1999, 2001-02, 2004)
 Norquist, Gerry (1993-94)
 Norton, Bryan (1992)
 Novarro, Steve (1996)

O

Oberholser, Arron (2002)
 Odom, Bryant (2004)
 Ogilvie, Joe (1998, 2003)
 Ogrin, David (1991, 2002-04)
 Oh, James (2003-04)
 Oh, Ted (1998-99)
 O'Hair, Sean (2001)
 O'Keefe, Jack (1996)
 O'Neil, Hugh (1990-91)
 O'Neal, Tim (2001)
 Ott, Brad (2004)
 Overton, Jay (2000)

P

Pacetti, Sean (1990-92)
 Padfield, Joel (1990)
 Painter, Anthony (1998-2002, 2004)
 Palmer, Ryan (2003)
 Pampling, Rod (2000-01)
 Pappas, Brenden (2001)
 Pappas, Deane (1993, 1996-98, 2000-01)
 Parel, Scott (2003)
 Park, Jin (2002)
 Parker, Greg (1993, 1995-96, 2000)
 Parker, Perry (1993, 1995-96)
 Parker, Rich (1990-91, 1994)
 Parks, Todd (1994)
 Pate, Alan (1990, 1993-94, 1996)
 Patterson, John (2001)
 Patton, Chris (1993-95)
 Paulson, Carl (1997-99, 2004)
 Paulson, Dennis (1997-98)
 Pearce, Eddie (1992)
 Pearce, Ray (1991-92)
 Pearson, Rick (1990-95)
 Peddicord, Chris (1991, 1993-94)
 Pelczarski, Dan (1990, 1997)
 Pena, Christian (1993-94)
 Pendley, Kevin (2000-01, 2003-04)
 Peoples, David (1999)
 Perez, Mike (2002, 2004)

Perez, Pat (2000-01)
 Perkins, Travis (2002)
 Perks, Craig (1996-99)
 Pernice, Tom Jr. (1990, 1992, 1995-96)
 Perry, Chris (1993-94)
 Persons, Peter (1994-96)
 Petersen, Greg (1991, 1995)
 Petersen, Scott (1996, 2000-04)
 Peterson, Matt (1992, 1994-2001, 2003-04)
 Petrovic, Tim (1993, 1999, 2001)
 Petty, Mayson (2003)
 Pfister, E.J. (1995-96)
 Phillips, Dustin (1996)
 Philo, Ron (1994-97)
 Pinns, Gary (1990)
 Player, Wayne (1991)
 Plumb, David (1993)
 Pohl, Dan (2000)
 Points, D.A. (2001-04)
 Pooley, Don (2001)
 Pope, Steve (1999)
 Porter, Bill (1992-94, 1996)
 Porter, Lee (1992, 1995-96, 2000, 2003-04)
 Postlewaite, Dennis (1994-95)
 Potter, Ted Jr. (2004)
 Powell, Dave (1991)
 Powers, Greg (1990-92, 1995)
 Price, Andrew (2000)
 Price, Rick (1999-2001, 2003-04)
 Price, Terry (1992, 1997)
 Purdy, Ted (2000, 2002-03)
 Pursley, Derrick (2000)
 Putnam, Mike (1990, 1992)

Q

Quigley, Brett (1992, 1996, 2000)
 Quinlivan, Sean (2001)
 Quinn, Fran (1991, 1998-2004)
 Quinney, Jeff (2002-04)

R

Raiford, Dan (1990)
 Ralston, Bob (1997)
 Randolph, Sam (1990, 1992-2002)
 Rassett, Joey (1991-92)
 Raulerson, Charles (1990, 1998, 2001-03)
 Ray, Conrad (1999-2000)
 Raynor, Christian (1996)
 Regalado, Victor (1991)
 Reid, Mike (2003)
 Rentz, Larry (1990, 1994)
 Reese, Don (1990-94, 1997-2002)
 Reeves, Jake (2004)
 Restino, John (2002-03)
 Ridings, Tag (2002)
 Riegger, John (1991, 1994, 1999-2000)
 Riley, Chris (1998)
 Riley, Dale (1992)
 Riley, Kevin (1998-99)
 Rinker, Larry (1995-96, 2000-03)
 Rinker, Lee (1994, 2000-01)
 Rintoul, Steve (1991-93)
 Robertson, Don (1990)
 Robertson, John (1998)
 Roddy, Tommy (1998)
 Rodriguez, Anthony (1996, 1998, 2001-03)
 Rogers, Jamie (2001)
 Rollins, John (1999, 2001)
 Rose, Clarence (1992-95, 2001)
 Rose, Todd (2001-04)
 Ross, John (1990-91, 1993-94)
 Rowland, Roger (1990-93, 1995, 2000)
 Royer, Hugh III (1991-95, 1999-2000)
 Rudd, Charlie (1992)
 Rudolph, Harry (1994, 1997)
 Rule, Christopher (1993-94)
 Rummells, Dave (1995-96, 1999-2004)
 Runge, Steve (1995-96, 2000-04)
 Rusnak, Gary (1990-91, 1993-95, 1998)
 Rustand, Eric (1999-2000)
 Rutledge, Jim (2001-04)
 Rymer, Charlie (1994, 1997-98)

Nationwide Tour All-Time Roster (cont.)

S

Sadowski, Joey (1992)
 Salazar, Roger (1991-94)
 Sanchez, Javier (1996-97)
 Sanday, Jeff (1999, 2001-02)
 Sanders, Andy (2002-04)
 Satterfied, Todd (1992)
 Sauers, Gene (1998-2002)
 Schaeffer, Bobby (1991)
 Schall, Ken (1992)
 Scheinblum, Monte (1993-95)
 Scherrer, Tom (1993-95, 1997-98, 2003-04)
 Schiene, Marty (1992)
 Schlagenhauf, Byron (2004)
 Schneiter, Steve (1994, 1996-98, 2000)
 Schreyer, Dave (1998-99, 2002)
 Schroeder, John (1995)
 Schuchart, Mike (1992, 1994-97, 2000-01)
 Schuller, Rick (2000)
 Schulte, Alan (1991-92)
 Schultz, Jason (1999, 2001, 2003-04)
 Schulz, Ted (1996-97)
 Schuman, Jim (1990, 1992-94)
 Schutte, Warren (2000, 2004)
 Schwamkrug, Victor (2000, 2002-04)
 Schwarzrock, Brent (1998, 2004)
 Scott, Steve (2003)
 Sear, Steve (2001)
 Seawell, David (1997-98)
 Sellers, Kelly (2003-04)
 Serna, Oscar (1999, 2001, 2003)
 Sessler, Chris (2004)
 Shakespeare, Greg (2000)
 Sharkey, Matt (2004)
 Sharp, Brian (2002)
 Shaw, Tom R. (1992, 1996-98)
 Sheehan, Patrick (1997, 2001-02)
 Sherfy, Brad (1991)
 Short, Wes (1998, 2002-03)
 Sills, Tony (1993, 1997-98)
 Silva, Tom (1990, 1999)
 Silveira, Larry (1992-93, 1995-96, 1999)
 Simpson, Tim (1995-96, 2004)
 Singh, Jeev (2003)
 Sisk, Geoffrey (1991, 1998, 2000)
 Skinner, Sonny (1993-96, 1999-2004)
 Slocum, Heath (1997, 2001)
 Small, Mike (1996-97, 1999)
 Smallridge, Ricky (1990-93, 1995-96)
 Smith, Brian K. (1994-95)
 Smith, Chris (1995, 1997, 2000)
 Smith, Ivan (1996, 1998)
 Smith, Jerry (1999, 2003)
 Smith, Mike (1994, 1996-97)
 Smith, Richard (2001)
 Smith, Taylor (1992-95, 1998)
 Smock, Brian (1997)
 Snedeker, Brandt (2004)
 Snyder, Joey III (1998-99)
 Sowards, Bob (1998, 2004)
 Spence, Craig (1998, 2002)
 Sposa, Mike (1994-96, 1998, 2004)
 Splane, Cary (1990)
 Spring, Adam (1998)
 Springer, Jerry (1995)
 Springer, Mike (1990, 2001, 2003-04)
 Stadler, Kevin (2004)
 Stallings, Rick (1997)
 Standly, Mike (1990, 1999-2000, 2003-04)
 Stankowski, Tom (1995)
 Stanovich, Marty (1994)
 Starkjohann, Chris (1993, 1998-2003)
 Staton, Kenneth (2004)
 Steel, Iain (1997, 1999-2001, 2003-04)
 Stein, Sam (1992)
 Steinicke, Jack (1996)
 Stelten, Ron (1993, 1999, 2003)
 Sterling, Scott (1999, 2002-04)
 Stewart, Ray (1992, 1997)
 Stiles, Darron (1997, 1999-2002, 2004)
 Still, Bud (1997-98, 2001-02)

Stockton, Dave Jr. (1993, 2002, 2004)
 Stolz, Andre (2003)
 Stone, Dan (1997)
 Stone, John (1998)
 Straub, Tim (1992, 1996)
 Streck, Ron (1990-94)
 Street, Jeff (2000, 2004)
 Stricker, Steve (1991)
 Strickland, Jim (1990)
 Stroble, Bobby (1990)
 Stutts, Chris (1998, 2000)
 Sugar, Michael (1994)
 Sullivan, Mike (1998-2004)
 Supple, Shane (1997, 1999)
 Sutherland, David (1992-93)
 Sutherland, Kevin (1991-92, 1995)
 Swartz, Mike (1997)
 Sweatt, Greg (2000)
 Swilior, Milan (1990-91, 1993, 1995-96)
 Synkelma, Jay (1997)
 Sullivan, Mike (1998-2003)

T

Tambellini, Roger (2002-03)
 Tanigawa, Ken (2003)
 Tataurangi, Phil (1995-96, 2001)
 Taylor, Harry (1997)
 Taylor, Vaughn (2000, 2002-03)
 Ten Broeck, Lance (1991, 1994-95, 1998)
 Tennyson, Brian (1998-2000)
 Tentis, David (1990, 1994)
 Terry, Ron (1991-92)
 Thatcher, Roland (2002-03)
 Thaxton, Mark (1990)
 Thelen, Tim (2000)
 Thomas, Steve (1993)
 Thompson, Dicky (1990, 1999-2000)
 Thompson, Kyle (2003-04)
 Thompson, Robert (1990, 1993, 1995)
 Thomsen, Jeff (1990)
 Thorsen, Jeff (1997)
 Tidland, Chris (1996, 1999, 2002-04)
 Todd, Rick (1991-93)
 Toledo, Esteban (1990-93, 1995, 1997)
 Tolles, Tommy (1991-94, 2002-03)
 Toms, David (1990, 1995)
 Towne, Greg (1992-93, 1995, 1997, 1999)
 Trahan, D.J. (2004)
 Trauner, Mark (1990-1992)
 Trittler, Paul (1992)
 Trixler, Dennis (1990-92, 1995, 1997)
 Tryba, Ted (1990-92)
 Tryon, Ty (2004)
 Tschetter, Mike (1991, 2001)
 Tuck, Wes (1995, 1999, 2002)
 Tucker, Chris (1990, 1993, 2000)
 Tucker, Mark (1996)
 Tuten, Billy (1992)
 Twiggs, Greg (1992, 1995-2001)
 Tyner, Tray (1990, 1993-94, 1996, 2000)
 Tyska, Jason (1999)

U

Ulrich, Gus (1991-92)
 Uresti, Omar (1993-94, 2001-03)
 Utley, John (1992)
 Utley, Stan (1993, 1995-2003)

V

Van Der Walt, Tjaart (2000-03)
 Van Pelt, Bo (2000-01, 2003)
 Vaughan, Bruce (1992-94, 1996-98)
 Veazey, Vance (1995, 1999-2002, 2004)
 Vermeer, Ryan (2001)
 Vomacka, Dean (1997)

W

Wadkins, Bobby (1997, 1999-2001)
 Wadsworth, Fred (1990-92, 1996-2000)
 Wagner, Bryan (1992)
 Wagner, Johnson (2003-04)

Waite, Grant (2003)
 Walcher, Rocky (1991-93, 1996-2000, 2002-03)
 Walker, Andy (2002)
 Walker, Jimmy (2002-04)
 Walker, Mark (2001, 2003)
 Walsh, Joe (1998)
 Walsworth, Don (1990, 1992-93, 1995, 1997-2000)
 Walters, Euan (2004)
 Walton, Michael (1990, 1998)
 Walzel, Bobby (1997)
 Wangrud, Curtis (2001)
 Warren, Charles (1998, 2000-04)
 Watney, Nick (2004)
 Watson, Bubba (2003-04)
 Watson, Denis (1998)
 Watts, Brian (1990, 1992)
 Wayment, Brett (1999)
 Webb, Gary (1991, 1996-2001)
 Wedzik, David (1998)
 Weeden, James (1990)
 Weekley, Boo (2003-04)
 Weeks, Michael (1992-93)
 Weibring, Matt (2003)
 Weston, Wesley (1990)
 Wentworth, Kevin (1992, 2002)
 Wetterich, Brett (2003-04)
 Whisman, Greg (1990, 1993-98)
 Whittaker, Ron (1997-98)
 Whittington, Charlie (1992)
 Wi, Charlie (1996, 1998-2000)
 Wiebe, Mark (2003-04)
 Wilk, Vic (1994-96, 2000-03)
 Wilkin, Rob (1991)
 Wilkinson, Jeremy (2004)
 Williams, Scott (1992)
 Williams, Travis (2002)
 Williamson, Jay (1995, 1998)
 Williamson, Tyler (2001-04)
 Willis, Garrett (1997-2000)
 Wilson, Brian (2000, 2002-03)
 Wilson, Dean (1996, 1999)
 Wilson, Jeff (1992, 1994)
 Wilson, John (1992, 1998-2001)
 Wilson, Mark (2002)
 Winchip, Chris (1997)
 Winston, Brent (2002)
 Wisler, Chris (2002)
 Witt, Mark (1991)
 Wolcott, Bob (1993-96)
 Wollmann, Chris (2001)
 Wood, Dan (1992)
 Wood, Jerry (1996)
 Wood, Willie (1995-96, 2001)
 Woodland, Jeff (1991-92, 1995)
 Woods, Steve (1999-2000)
 Woodson, Rick (2001)
 Work, Jade (1994)
 Wrenn, Robert (1995)
 Wright, Chad (2001-02)
 Wurtz, Mark (1996, 1999-2004)

Y

Yokoi, Mickey (1991)
 Young, Kim (1990-91, 1994)
 Young, Steve (1999)

Z

Zambri, Chris (1997-2000, 2003-04)
 Zerman, Manny (2000)
 Zimmerman, Al (2003)
 Zinkon, Dennis (1996-2000)
 Zokol, Richard (1999-2001)
 Zoller, Karl (1991-93, 1995-99)
 Zorkic, Zoran (2000, 2002-04)

Tournament Chronology

1990

Feb. 2-4	Ben Hogan Bakersfield Open; Bakersfield, CC; Bakersfield, CA; \$100,000; Mike Springer , 209 (-7), \$20,000; Two strokes over David Tentis.
Feb. 9-11	Ben Hogan Yuma Open; Desert Hills GC; Yuma, AZ; \$100,000; Rick Pearson , 198 (-15), \$20,000; Two strokes over Sean Pacetti and Sam Randolph.
Mar. 2-4	Ben Hogan South Texas Open; NorthShore CC; Portland, TX; \$100,000; Brad Bell , 210 (-6), \$20,000; One stroke over John Kernohan.
Mar. 9-11	Ben Hogan Baton Rouge Open; CC of Louisiana; Baton Rouge, LA; \$100,000; Dicky Thompson , 209 (-7), \$20,000; Two strokes over Carl Cooper, Dick Mast, Jim McGovern and Greg Whisman.
Mar. 16-18	Ben Hogan Mississippi Gulf Coast Classic; Windance CC; Gulfport, MS; \$100,000; Dick Mast , 137 (-7), \$20,000; Defeated Rick Pearson with par on fourth playoff hole.
Mar. 23-25	Ben Hogan Panama City Beach Classic; Hombre GC; Panama City Beach, FL; \$100,000; Buddy Gardner , 209 (-7), \$20,000; One stroke over Brad Fabel.
Mar. 30-Apr. 1	Ben Hogan Lake City Classic; Lake City CC; Lake City, FL; \$100,000; Jim McGovern , 202 (-14), \$20,000; Defeated David Toms with par on fourth playoff hole.
Apr. 13-15	Ben Hogan Pensacola Classic; Pensacola CC; Pensacola, FL; \$100,000; Dick Mast (2), 205 (-11), \$20,000; One stroke over Len Mattiace and Dennis Trixler.
Apr. 20-22	Ben Hogan Gateway Open; Gateway CC; Fort Myers, FL; \$100,000; Ted Tryba , 209 (-7), \$20,000; Defeated John Daly and Bruce Fleisher with eagle on first playoff hole.
Apr. 27-29	Ben Hogan Macon Open; River North CC; Macon, GA; \$100,000; Ed Humenik , 205 (-11), \$20,000; One stroke over Rick Pearson and Roger Rowland.
May 11-13	Ben Hogan Knoxville Open; Willow Creek CC; Knoxville, TN; \$100,000; Jeff Maggert , 202 (-11), \$20,000; Defeated Greg Ladehoff with eagle on first playoff hole.
May 18-20	Ben Hogan Elizabethtown Open; Pine Valley CC; Elizabethtown, KY; \$100,000; Dicky Thompson (2), 205 (-11), \$20,000; Defeated Jeff Maggert with par on second playoff hole.
June 1-3	Ben Hogan Quicksilver Open; Quicksilver GC; Midway, PA; \$150,000; R.W. Eaks , 212 (-4), \$30,000; Two strokes over Brandel Chamblee, Ed Humenik and Dick Mast.
June 8-10	Ben Hogan Quail Hollow Open; Quail Hollow Resort; Concord, OH; \$100,000; Barry Cheesman , 207 (-9), \$20,000; Two strokes over Kim Young.
June 15-17	Ben Hogan Fort Wayne Open; Orchard Ridge GC; Fort Wayne, IN; \$100,000; Dick Mast (3), 197 (-16), \$20,000; Three strokes over Jim McGovern.
June 29-July 1	Ben Hogan Central New York Classic; Seven Oaks GC; Hamilton, NY; \$100,000; Tom Garner , 207 (-9), \$20,000; One stroke over Ed Humenik, Brian Watts and Andrew Morse.
July 6-8	Ben Hogan New Haven Open; Yale GC; New Haven, CT; \$100,000; Jim McGovern (2), 201 (-9), \$20,000; Three strokes over Tray Tyner.
July 13-15	Ben Hogan New England Classic; The Woodlands CC; Falmouth, ME; \$100,000; Brandel Chamblee , 215 (-1), \$20,000; One stroke over Jeff Maggert.
July 20-22	Ben Hogan Buffalo Open; Briarwood CC; Hamburg, NY; \$100,000; Jeff Maggert (2), 204 (-12), \$20,000; Defeated Carl Cooper and Greg Ladehoff with birdie on first playoff hole.
Aug. 3-5	Ben Hogan Dakota Dunes Open; Dakota Dunes CC (Boat Course); Dakota Dunes, SD; \$100,000; Kim Young , 197 (-19), \$20,000; One stroke over Mike Springer and Steve Stricker.
Aug. 10-12	Ben Hogan Deer Creek Open; Deer Creek GC; Overland Park, KS; \$100,000; Trevor Dodds , 206 (-10), \$20,000; One stroke over Jeff Maggert, Eric Manning and Dennis Trixler.
Aug. 17-19	Ben Hogan Greater Ozarks Open; Highland Springs CC; Springfield, MO; \$100,000; Jeff Cook , 207 (-9), \$20,000; Defeated Olin Browne with birdie on first playoff hole.

Aug. 24-26	Ben Hogan Reflection Ridge Open; Reflection Ridge GC; Wichita, KS; \$100,000; Tom Lehman , 202 (-14), \$20,000; One stroke over Greg Whisman.
Aug. 31-Sep. 2	Ben Hogan Texarkana Open; Texarkana CC; Texarkana, AR; \$100,000; Jim McGovern (3), 200 (-16), \$20,000; Two strokes over John Daly.
Sept. 7-9	Ben Hogan Amarillo Open; Amarillo CC; Amarillo, TX; \$100,000; Lindy Miller , 200 (-10), \$20,000; Two strokes over John Daly, Andy Dillard, Kevin Leach and Brian Watts.
Sept. 14-16	Ben Hogan Utah Classic; Riverside CC; Provo, UT; \$100,000; John Daly , 203 (-13), \$20,000; One stroke over R.W. Eaks.
Sept. 21-23	Ben Hogan Boise Open; Hillcrest CC; Boise, ID; \$100,000; Ricky Smallridge , 199 (-14), \$20,000; Three strokes over Robert Thompson, Greg Whisman and David Hobby.
Sept. 28-30	Ben Hogan Reno Open; Northgate GC; Reno, NV; \$100,000; Mike Springer (2), 202 (-14), \$20,000; Four strokes over Kelly Gibson and Rick Cramer.
Oct. 5-7	Ben Hogan Santa Rosa Open; Windsor GC; Windsor, CA; \$100,000; Ed Humenik (2), 204 (-12), \$20,000; Three strokes over John Flannery.
Oct. 19-21	Ben Hogan El Paso Open; Coronado CC; El Paso, TX; \$100,000; Mike Springer (3), 204 (-6), \$20,000; Two strokes over Robert Friend.

1991

Feb. 1-3	Ben Hogan Bakersfield Open; Bakersfield CC; Bakersfield, CA; \$100,000; Olin Browne , 207 (-9), \$20,000; Four strokes over Robert Friend and Ron Streck.
Feb. 8-10	Ben Hogan Yuma Open; Desert Hills GC; Yuma, AZ; \$100,000; P.H. Horgan III , 196 (-17), \$20,000; Two strokes over Olin Browne and Steve Lowery.
Mar. 1-3	Ben Hogan South Texas Open; NorthShore CC; Portland, TX; \$100,000; Roger Salazar , 219 (+3), \$20,000; Three strokes over Doug Martin and Sean Murphy.
Mar. 8-10	Ben Hogan Shreveport Open; Southern Trace CC; Shreveport, LA; \$125,000; Jeff Coston , 210 (-6), \$25,000; Defeated Beau Baugh with birdie on fifth playoff hole.
Mar. 15-17	Ben Hogan Mississippi Gulf Coast Classic; Windance G&CC; Gulfport, MS; \$125,000; Tom Lehman , 137 (-7), \$25,000; Defeated Tim Straub and John Wilson with birdie on eighth playoff hole.
Mar. 22-24	Ben Hogan Panama City Beach Classic; Hombre GC; Panama City Beach, FL; \$100,000; Bruce Zabriski , 208 (-8), \$20,000; Three strokes over Buddy Gardner.
Mar. 28-30	Ben Hogan Gateway Open; Gateway GC; Fort Myers, FL; \$100,000; Gary McCord , 205 (-11), \$20,000; Five strokes over Paul Trittler, Rocky Walcher and Tom Garner.
Apr. 5-7	Ben Hogan Lake City Classic; Lake City CC; Lake City, FL; \$125,000; Don Reese , 198 (-18), \$25,000; One stroke over Roger Rowland.
Apr. 19-21	Ben Hogan Pensacola Open; Marcus Pointe GC; Pensacola, FL; \$100,000; Stephen Ames , 204 (-12), \$20,000; One stroke over Jerry Foltz.
Apr. 26-29	Ben Hogan Macon Open; River North CC; Macon, GA; \$100,000; P.H. Horgan III (2), 201 (-15), \$20,000; Defeated Mike Miles with par on first playoff hole.
May 3-5	Ben Hogan South Carolina Classic; CC of South Carolina; Florence, SC; \$125,000; Tom Lehman (2), 202 (-14), \$25,000; Defeated Ray Pearce with birdie on first playoff hole.
May 17-19	Ben Hogan Knoxville Open; Willow Creek GC; Knoxville, TN; \$100,000; Frank Conner , 198 (-15), \$20,000; One stroke over Perry Arthur and Paul Goydos.
May 24-27	Ben Hogan Elizabethtown Open; Pine Valley CC; Elizabethtown, KY; \$100,000; Ricky Smallridge , 201 (-12), \$20,000; Five strokes over Jerry Foltz.
May 31-June 2	Ben Hogan Quicksilver Open; Quicksilver GC; Midway, PA; \$200,000; Lon Hinkle , 210 (-6), \$40,000; Two strokes over Joey Rasset, Andrew Morse and Rick Pearson.
June 6-9	Ben Hogan Cleveland Open; Quail Hollow GC; Concord, OH; \$125,000; Jeff Gallagher , 201 (-15), \$25,000; One stroke over Tom Lehman and Doug Martin.

Tournament Chronology (cont.)

June 23-25	Ben Hogan Fort Wayne Open; Orchard Ridge CC; Fort Wayne, IN; \$100,000; Robert Friend , 201 (-12), \$20,000; Defeated Jerry Anderson and Dennis Trixler with birdie on fourth playoff hole.	Apr. 24-26	Ben Hogan Macon Open; River North CC; Macon, GA; \$125,000; Brian Henninger (2), 205 (-11), \$25,000; One stroke over Ted Tryba.
June 28-30	Ben Hogan New England Classic; The Woodlands Club; Falmouth, ME; \$100,000; Steve Haskins , 207 (-9), \$20,000; One stroke over Jeff Gallagher.	May 1-3	Ben Hogan South Carolina Classic; CC of South Carolina; Florence, SC; \$150,000; John Flannery , 272 (-16), \$30,000; Five strokes over Steve Rintoul.
July 5-7	Ben Hogan Connecticut Open; Yale GC; New Haven, CT; \$100,000; Mike Holland , 199 (-11), \$20,000; Four strokes over P.H. Horgan III.	May 8-10	Ben Hogan Greater Greenville Classic; Verdae Greens GC; Greenville, SC; \$150,000; Russell Beiersdorf , 133 (-11), \$30,000; Two strokes over Karl Kimball.
July 19-21	Ben Hogan Hawkeye Open; Finkbine GC; Iowa City, IA; \$125,000; Olin Browne (2), 199 (-14); Two strokes over John Ross and Ted Tryba.	May 15-17	Ben Hogan Knoxville Open; Willow Creek GC; Knoxville, TN; \$150,000; Brian Henninger (3), 200 (-13), \$30,000; Two strokes over Curt Byrum, Tom Shaw and Rick Todd.
July 26-28	Ben Hogan Wichita Charity Classic; Reflection Ridge GC; Wichita, KS; \$125,000; Eric Hoos , 199 (-17); One stroke over Tom Garner and Pete Jordan.	June 4-7	Ben Hogan Quicksilver Open; Quicksilver GC; Midway, PA; \$250,000; John Flannery (2), 277 (-11); \$50,000; Three strokes over Steve Lowery.
Aug. 2-4	Ben Hogan Dakota Dunes Open; Dakota Dunes CC; Dakota Dunes, SD; \$125,000; Jeff Woodland , 196 (-20); One stroke over Stephen Ames, Kel Devlin and Kelly Gibson.	June 12-14	Ben Hogan Cleveland Open; Quail Hollow Resort; Concord, OH; \$250,000; David Jackson , 199 (-17), \$50,000; Three strokes over Dave Miley and Mike Putnam.
Aug. 9-11	Ben Hogan Tulsa Open; GC of Oklahoma; Tulsa, OK; \$125,000; Frank Conner (2), 210 (-6), \$25,000; Defeated Tom Lehman with birdie on second playoff hole.	June 19-21	Ben Hogan Connecticut Open; Yale GC; New Haven, CT; \$125,000; Jon Christian , 198 (-12), \$25,000; Seven strokes over Jeff Coston.
Aug. 16-18	Ben Hogan Greater Ozarks Open; Highland Springs CC; Springfield, MO; \$125,000; Rick Dalpos , 201 (-15), \$25,000; Four strokes over Kevin Sutherland.	June 25-28	Ben Hogan New England Classic; Woodlands CC; Falmouth, ME; \$125,000; Greg Bruckner , 208 (-8), \$25,000; Defeated Edward Kirby with par on first playoff hole.
Aug. 23-25	Ben Hogan Texarkana Open; Texarkana CC; Texarkana, AR; \$125,000; Jerry Anderson , 201 (-15), \$25,000; Defeated Fran Quinn with par on first playoff hole.	July 10-12	Ben Hogan Fort Wayne Open; Brookwood GC; Fort Wayne, IN; \$125,000; Russell Beiersdorf (2), 200 (-16), \$25,000; Defeated Chris Anderson with birdie on first playoff hole.
Sept. 6-8	Ben Hogan Reno Open; Northgate GC; Reno, NV; \$100,000; John Flannery , 211 (-5); \$20,000; Defeated Rob Boldt, Esteban Toledo and Tom Lehman with par on fourth playoff hole.	July 16-19	Ben Hogan Dakota Dunes Open; Dakota Dunes CC; Dakota Dunes, SD; \$150,000; Rick Todd , 207 (-9); \$30,000; Defeated David Jackson with par on second playoff hole.
Sept. 13-15	Ben Hogan Boise Open; Hillcrest CC; Boise, ID; \$125,000; Russell Beiersdorf , 202 (-11); \$25,000; Defeated Rich Parker with par on third playoff hole.	July 24-26	Ben Hogan Hawkeye Open; Finkbine GC; Iowa City, IA; \$125,000; John Dowdall , 134 (-8), \$25,000; One stroke over Kevin Sutherland.
Sept. 20-22	Ben Hogan Utah Classic; Riverside CC; Provo, UT; \$100,000; Ted Tryba , 202 (-14), \$20,000; One stroke over Webb Heintzelman.	July 31-Aug. 1	Ben Hogan Greater Ozarks Open; Highland Springs CC; Springfield, MO; \$150,000; Lennie Clements , 205 (-11), \$30,000; Defeated Tommy Tolles and Ted Tryba with birdie on first playoff hole.
Sept. 27-29	Ben Hogan El Paso Open; Coronado CC; El Paso, TX; \$125,000; Rick Todd , 202 (-8), \$25,000; One stroke over Tom Eubank.	Aug. 7-9	Ben Hogan Wichita Charity Classic; Reflection Ridge GC; Wichita, KS; \$125,000; Jeff Woodland , 204 (-12), \$25,000; Defeated Bob May with birdie on sixth playoff hole.
Oct. 11-13	Ben Hogan Santa Rosa Open; Windsor GC; Windsor, CA; \$100,000; Tom Lehman (3), 207 (-9), \$20,000; One stroke over Mike Foster, Brad Greer, Webb Heintzelman and Jeff Woodland.	Aug. 14-16	Ben Hogan Texarkana Open; Texarkana CC; Texarkana, AR; \$150,000; Perry Moss , 197 (-19), \$30,000; Six strokes over Trevor Dodds and Marty Schiene.
Oct. 18-20	Ben Hogan Tri-Cities Open; Meadow Springs CC; Richland, WA; \$125,000; Kelly Gibson , 205 (-11), \$25,000; Two strokes over Jerry Anderson.	Aug. 21-23	Ben Hogan Tulsa Open; GC of Oklahoma; Broken Arrow, OK; \$150,000; Steve Lowery , 213 (-3), \$30,000; Defeated Jeff Coston with birdie on second playoff hole.
1992		Aug. 28-30	Ben Hogan Permian Basin Open; Club at Mission Dorado; Odessa, TX; \$150,000; Taylor Smith , 204 (-12), \$30,000; One stroke over Pete Jordan and Andrew Morse.
Feb. 14-16	Ben Hogan Yuma Open; Desert Hills GC; Yuma, AZ; \$125,000; Paul Goydos , 201 (-12), \$25,000; One stroke over Jeff Coston and Taylor Smith.	Sept. 11-13	Ben Hogan Tri-Cities Open; Meadow Springs CC; Richland, WA; \$125,000; Rick Pearson , 210 (-6), \$25,000; Two strokes over Curt Byrum and Mike Foster.
Feb. 28-Mar. 1	Ben Hogan South Texas Open; NorthShore CC; Portland, TX; \$125,000; Brian Henninger , 208 (-8), \$25,000; Defeated Bob Burns with birdie on first playoff hole.	Sept. 18-20	Ben Hogan Boise Open; Hillcrest CC; Boise, ID; \$150,000; Jaime Gomez , 202 (-11), \$30,000; One stroke over Sean Murphy.
Mar. 6-8	Ben Hogan Louisiana Open; Le Triomphe CC; Broussard, LA; \$125,000; Sean Murphy , 200 (-16), \$25,000; One stroke over Tony Grimes.	Sept. 25-27	Ben Hogan Utah Classic; Riverside CC; Provo, UT; \$125,000; Jeff Woodland , 202 (-14), \$25,000; Three strokes over David Jackson and Brian Kamm.
Mar. 13-15	Ben Hogan Lake City Classic; Lake City CC; Lake City, FL; \$125,000; Tim Loustalot , 206 (-10), \$25,000; One stroke over Jack Larkin.	Oct. 2-4	Ben Hogan Sonoma County Open; Windsor GC; Windsor, CA; \$125,000; John Flannery (3), 199 (-17), \$25,000; Three strokes over Mark Wurtz.
Mar. 19-22	Ben Hogan Panama City Beach Classic; Hombre GC; Panama City Beach, FL; \$125,000; Brian Kamm , 210 (-6), \$25,000; One stroke over Jeff Gallagher.	Oct. 9-11	Ben Hogan Bakersfield Open; Seven Oaks CC; Bakersfield, CA; \$150,000; Tom Garner , 205 (-11), \$30,000; Two strokes over Steve Lowery.
Mar. 27-29	Ben Hogan Mississippi Gulf Coast Classic; Windance CC; Gulfport, MS; \$125,000; Glen Hnatiuk , 207 (-9), \$25,000; One stroke over Bruce Zabriski, Mike Donald and John Flannery.	Oct. 16-18	Ben Hogan Fresno Open; Fort Washington CC; Fresno, CA; \$150,000; Mike Springer , 206 (-11), \$30,000; One stroke over Pete Jordan.
Apr. 2-5	Ben Hogan Pensacola Open; Marcus Pointe GC; Pensacola, FL; \$125,000; Rick Dalpos , 272 (-16), \$25,000; Four strokes over Roger Gunn.	1993	
Apr. 17-19	Ben Hogan Shreveport Open; Southern Trace CC; Shreveport, LA; \$150,000; Ted Tryba , 202 (-14), \$30,000; Two strokes over Skip Kendall.	Feb. 19-21	NIKE Yuma Open; Desert Hills GC; Yuma, AZ; \$150,000; Ron Streck , 201 (-12), \$27,000; Defeated Chris DiMarco with par on second playoff hole.

Tournament Chronology (cont.)

Mar. 4-7	NIKE Monterrey Open; Club Campestre; Monterrey, Mexico; \$200,000; Olin Browne , 276 (-12), \$36,000; One stroke over Lon Hinkle and Stan Utley.
Mar. 18-21	NIKE Louisiana Open; Le Triomphe CC; Broussard, LA; \$150,000; R.W. Eaks , 273 (-15), \$27,000; Two strokes over Karl Kimball.
Mar. 26-28	NIKE Panama City Beach Classic; Hombre GC; Panama City Beach, FL; \$150,000; Mike Schuchart , 208 (-8), \$27,000; Two strokes over Ron Streck.
Apr. 1-4	NIKE South Texas Open; NorthShore GC; Portland, TX; \$150,000; Doug Martin , 287 (-1), \$27,000; Defeated Guy Boros with birdie on first playoff hole.
Apr. 15-18	NIKE Shreveport Open; Southern Trace CC; Shreveport, LA; \$150,000; Sonny Skinner , 278 (-10), \$27,000; One stroke over Bob May.
Apr. 23-25	NIKE Central Georgia Open; River North CC; Macon, GA; \$150,000; Sean Murphy , 205 (-11), \$27,000; Two strokes over Don Walsworth.
Apr. 29-May 2	NIKE South Carolina Classic; CC of South Carolina; Florence, SC; \$150,000; Hugh Royer III , 273 (-15), \$27,000; One stroke over Chris DiMarco and Steve Haskins.
May 6-9	NIKE Greater Greenville Classic; Verdae Greens GC; Greenville, SC; \$150,000; Sean Murphy (2), 271 (-17), \$27,000; One stroke over Doug Martin.

100th Tournament

May 13-16	NIKE Knoxville Open; Willow Creek GC; Knoxville, TN; \$175,000; Tim Conley , 261 (-23), \$31,500; Seven strokes over Larry Silveira, Greg Whisman, Jerry Haas and Tommy Tolles.
May 21-23	NIKE Miami Valley Open; Heatherwoode GC; Springboro, OH; \$175,000; Emlyn Aubrey , 202 (-11), \$31,500; Four strokes over Larry Silveira.
June 3-6	NIKE Dominion Open; The Dominion Club; Glen Allen, VA; \$175,000; Angel Franco , 272 (-16), \$31,500; Two strokes over Rocky Walcher.
June 10-13	NIKE Cleveland Open; Quail Hollow Resort; Concord, OH; \$275,000; Stan Utley , 271 (-17), \$49,500; Three strokes over Jerry Kelly.
June 18-20	NIKE Connecticut Open; Yale GC; New Haven, CT; \$150,000; Dave Stockton, Jr. , 204 (-6), \$27,000; One stroke over Jeff Coston.
June 24-27	NIKE New England Classic; The Woodlands Club; Falmouth, ME; \$150,000; John Morse , 278 (-10), \$27,000; Four strokes over Emlyn Aubrey, Pete Jordan, Sam Randolph and Larry Silveira.
July 1-4	NIKE White Rose Classic; Honey Run G&CC; York, PA; \$200,000; Curt Byrum , 270 (-18), \$36,000; One stroke over Morris Hatafsky, Esteban Toledo and Gary Rusnak.
July 8-11	NIKE Hawkeye Open; Finkbine GC; Iowa City, IA; \$150,000; Dave Stockton, Jr. (2), 200 (-13), \$27,000; Four strokes over Mike Heinen.
July 15-18	NIKE Dakota Dunes Open; Dakota Dunes CC; Dakota Dunes, SD; \$175,000; Alan Pate , 260 (-16), \$31,500; One stroke over Stan Utley.
July 22-25	NIKE Greater Ozarks Open; Highland Springs CC; Springfield, MO; \$175,000; Tommy Tolles , 271 (-17), \$31,500; Two strokes over Bob Burns and Bob May.
July 30-Aug. 1	NIKE Mississippi Gulf Coast Classic; Windance CC; Gulfport, MS; \$150,000; Jim Furyk , 206 (-10), \$27,000; Defeated Bob Friend with birdie on first playoff hole.
Aug. 6-8	NIKE Permian Basin Open; The Club at Mission Dorado; Odessa, TX; \$150,000; Franklin Langham , 202 (-14), \$27,000; Defeated Doug Martin with birdie on first playoff hole.
Aug. 12-15	NIKE New Mexico Charity Classic; Valle Grande GC; Santa Ana Pueblo; NM; \$175,000; Chris Patton , 262 (-22), \$31,500; Five strokes over Doug Martin and John Morse.
Aug. 19-22	NIKE Wichita Open; Reflection Ridge GC; Wichita, KS; \$150,000; David Duval , 271 (-17), \$27,000; One stroke over Jeff Lee and John Morse.
Aug. 26-29	NIKE Texarkana Open; Texarkana CC; Texarkana, AR; \$150,000; Hugh Royer III (2), 267 (-21), \$27,000; Two strokes over Steve Rintoul.
Sept. 10-12	NIKE Tri-Cities Open; Meadow Springs CC; Richland, WA; \$150,000; Steve Jurgensen , 207 (-9), \$27,000; One stroke over Stan Utley.

Sept. 16-18	NIKE Utah Classic; Riverside CC; Provo, UT; \$150,000; Sean Murphy (3), 204 (-12), \$27,000; Defeated Curt Byrum, Jim Carter and Tommy Moore with birdie on third playoff hole.
Sept. 24-26	NIKE Boise Open; Hillcrest CC; Boise, ID; \$200,000; Tommy Moore , 199 (-14), \$36,000; Three strokes over Olin Browne.
Sept. 30-Oct. 3	NIKE Sonoma County Open; Windsor GC; Windsor, CA; \$150,000; Sean Murphy (4), 274 (-14), \$27,000; One stroke over Joey Rasett.
Oct. 8-10	NIKE Bakersfield Open; Seven Oaks CC; Bakersfield, CA; \$150,000; Clark Dennis , 202 (-14), \$27,000; Defeated Jim Furyk and Sonny Skinner with birdie on first playoff hole.
Oct. 14-17	NIKE Tour Championship; Pumpkin Ridge GC (Ghost Creek Course); Cornelius, OR; \$200,000; David Duval (2), 277 (-7); \$36,000; One stroke over Danny Briggs.

1994

Feb. 3-6	NIKE Inland Empire Open; Moreno Valley Ranch GC (Mountain and Valley Nines); Moreno Valley, CA; \$200,000; Skip Kendall , 197 (-19), \$36,000; Six strokes over Emlyn Aubrey.
Mar. 3-6	NIKE Monterrey Open; Club Campestre; Monterrey, Mexico; \$200,000; Scott Gump , 269 (-19), \$36,000; One stroke over Brian Henninger.
Mar. 24-27	NIKE Louisiana Open; Le Triomphe GC; Broussard, LA; \$175,000; Bill Porter , 276 (-12), \$31,500; Two strokes over Brad Fabel.
Mar. 31-Apr. 3	NIKE Pensacola Open; The Moors GC; Milton, FL; Bruce Vaughan , 271 (-17); \$36,000; One stroke over Ron Philo, Jr.
Apr. 7-10	NIKE Mississippi Gulf Coast Classic; Windance G&CC; Gulfport, MS; \$175,000; John Elliott , 276 (-12), \$31,500; Defeated Chris Perry with par on second playoff hole.
Apr. 15-17	NIKE Panama City Beach Classic; Hombre GC; Panama City Beach, FL; \$175,000; Keith Fergus , 202 (-14), \$31,500; Two strokes over Tommy Armour III.
Apr. 21-24	NIKE Shreveport Open; Southern Trace CC; Shreveport, LA; \$175,000; Omar Uresti , 270 (-18), \$31,500; Defeated Pat Bates with par on sixth playoff hole.
Apr. 28-May 1	NIKE Alabama Classic; Cherokee Ridge CC; Union Grove, AL; \$200,000; Tommy Tolles , 274 (-14), \$36,000; One stroke over Clark Burroughs.
May 5-8	NIKE South Carolina Classic; CC of South Carolina; Florence, SC; \$175,000; Charlie Rymer , 274 (-14), \$31,500; One stroke over Pat Bates.
May 12-15	NIKE Central Georgia Open; River North CC; Macon, GA; \$175,000; Rick Pearson , 273 (-15), \$31,500; Defeated Bill Murchison, Danny Briggs and Charlie Rymer with birdie on second playoff hole.
May 19-22	NIKE Knoxville Open; Willow Creek GC; Knoxville, TN; \$200,000; Vic Wilk , 275 (-9), \$36,000; One stroke over Bill Murchison.
May 26-29	NIKE Greater Greenville Classic; Verdae Greens GC; Greenville, SC; \$175,000; Scott Gump (2), 272 (-16), \$31,500; One stroke over Tim Conley.
June 2-5	NIKE Miami Valley Open; Heatherwoode GC; Springboro, OH; \$200,000; Tommy Armour III , 266 (-18), \$36,000; Three strokes over Jim Carter.
June 9-12	NIKE Cleveland Open; Quail Hollow Resort; Concord, OH; \$200,000; Tommy Armour III (2), 275 (-13), \$36,000; Defeated Scott Gump and Tom Scherrer with birdie on first playoff hole.
June 16-19	NIKE Dominion Open; The Dominion Club; Glen Allen, VA; \$200,000; Sonny Skinner , 271 (-17), \$36,000; Defeated Jim Carter with birdie on first playoff hole.
June 23-26	NIKE Carolina Classic; Prestonwood CC; Cary, NC; \$200,000; Skip Kendall (2), 276 (-12), \$36,000; Two strokes over Pat Bates.
July 21-24	NIKE Gateway Classic; Lake Forest G&CC; Lake Saint Louis, MO; \$200,000; Brad Fabel , 279 (-9), \$36,000; One stroke over Jim Carter and Chris Perry.
July 29-Aug. 1	NIKE Wichita Open; Reflection Ridge GC; Wichita, KS; \$175,000; Dennis Postlewait , 271 (-17), \$31,500; One stroke over Clark Burroughs.
Aug. 4-7	NIKE Dakota Dunes Open; Dakota Dunes CC; Dakota Dunes, SD; \$200,000; Pat Bates , 276 (-12), \$36,000; Two strokes over Rex Caldwell and Gary Webb.

Tournament Chronology (cont.)

Aug. 11-14	NIKE Ozarks Open; Highland Springs CC; Springfield, MO; \$200,000; Jerry Haas , 272 (-16), \$36,000; One stroke over Frank Conner.
Aug. 18-21	NIKE Texarakana Open; Texarkana CC; Texarkana, AR; \$200,000; Mike Brisky , 266 (-22), \$36,000; Seven strokes over Sonny Skinner.
Aug. 25-28	NIKE Permian Basin Open; The Club at Mission Dorado; Odessa, TX; \$175,000; Bruce Vaughan , 269 (-19), \$31,500; Four strokes over Gary Rusnak and Bob Wolcott.
Sept. 1-4	NIKE New Mexico Charity Classic; University of New Mexico Championship Course; Albuquerque, NM; \$175,000; Jim Carter , 272 (-16), \$31,500; One stroke over Emlyn Aubrey and Chad Ginn.
Sept. 9-11	NIKE Utah Classic; Riverside CC; Provo, UT; \$175,000; Chris Perry , 205 (-11), \$31,500; One stroke over David Duval.
Sept. 16-18	NIKE Boise Open; Hillcrest CC; Boise, ID; \$200,000; Keith Fergus (2), 198 (-15), \$36,000; Defeated Bill Murchison with par on second playoff hole.
Sept. 23-25	NIKE Tri-Cities Open; Meadow Springs CC; Richland, WA; \$175,000; Jerry Haas (2), 203 (-13), \$31,500; One stroke over Brad Fabel.
Sept. 30-Oct. 2	NIKE Sonoma County Open; Windsor GC; Windsor, CA; \$175,000; Jerry Haas (3), 277 (-11), \$31,500; Two strokes over Woody Austin.
Oct. 13-16	NIKE Tour Championship; Pumpkin Ridge GC (Ghost Creek Course); Cornelius, OR; \$225,000; Mike Schuchart , 277 (-11), \$40,500; One stroke over Emlyn Aubrey, Jeff Cook and Lee Rinker.

1995	
Feb. 23-26	NIKE San Jose Open; Almaden CC; San Jose, CA; \$200,000; John Maginnes , 277 (-11), \$36,000; Three strokes over Larry Silveira.
Mar. 2-5	NIKE Inland Empire Open; Moreno Valley GC (Mountain and Valley Nines); Moreno Valley, CA; \$200,000; Jeff Brehaut , 204 (-12), One stroke over Danny Briggs and David Toms.
Mar. 16-19	NIKE Monterrey Open; Club Campestre, Monterrey, Mexico; \$225,000; Stuart Appleby , 273 (-15), \$40,500; Defeated Rafael Alarcon with birdie on seventh playoff hole.
Mar. 23-26	NIKE Louisiana Open; Le Triomphe G&CC; Broussard, LA; \$200,000; Stan Utley , 268 (-20), \$36,000; Two strokes over Keith Fergus.
Mar. 30-Apr. 2	NIKE Pensacola Classic; The Moors GC; Milton, FL; \$200,000; Clarence Rose , 201 (-12), \$36,000; Three strokes over Hicks Malonson, Bill Buttner and Joe Cioe.
Apr. 6-9	NIKE Mississippi Gulf Coast Classic; Windance G&CC; Gulfport, MS; \$200,000; Allen Doyle , 273 (-15), \$36,000; Defeated Franklin Langham with par on second playoff hole.
Apr. 13-16	NIKE Tallahassee Open; Golden Eagle CC; Tallahassee, FL; \$200,000; Bill Murchison , 276 (-12), \$36,000; Five strokes over Olin Browne, Peter Persons and Tom Byrum.
Apr. 20-23	NIKE Shreveport Open; Southern Trace CC; Shreveport, LA; \$200,000; Brad Fabel , 131 (-13), \$36,000; Four strokes over Chris Smith.
Apr. 27-30	NIKE Alabama Classic; Cherokee Ridge CC; Union Grove, AL; \$200,000; Jerry Kelly , 273 (-15), \$36,000; Defeated Buddy Gardner with par on first playoff hole.
May 4-7	NIKE South Carolina Classic; CC of South Carolina; Florence, SC; \$200,000; Jerry Foltz , 279 (-9), \$36,000; One stroke over Morris Hatafsky, Tim Simpson and Robert Wrenn.
May 11-14	NIKE Central Georgia Open; River North CC; Macon, GA; \$200,000; Matt Peterson , 268 (-20), \$36,000; Two strokes over Jeff Barlow.
May 18-21	NIKE Knoxville Open; Three Ridges GC; Knoxville, TN; \$200,000; Tom Scherrer , 275 (-13), \$36,000; Defeated Mike Sposa with birdie on first play-off hole.
May 25-28	NIKE Greater Greenville Classic; Verdae Greens GC; Greenville, SC; \$200,000; David Toms , 267 (-21), \$36,000; Defeated Tom Scherrer with birdie on first playoff hole.
June 1-4	NIKE Dominion Open; The Dominion Club; Richmond, VA; \$200,000; Hugh Royer III , 270 (-18), \$36,000; Defeated Tom Scherrer with birdie on first play-off hole.

June 8-11	NIKE Miami Valley Open; Heatherwoode GC; Springboro, OH; \$200,000; Stan Utley (2), 264 (-20), \$36,000; Four strokes over John Hough and Steve Jurgensen.
June 15-18	NIKE Cleveland Open; Quail Hollow Resort; Concord, OH; \$200,000; Karl Zoller , 274 (-14), \$36,000; Defeated Larry Silveira with par on first playoff hole.
June 22-25	NIKE Carolina Classic; Prestonwood CC; Cary, NC; \$200,000; Michael Christie , 266 (-22), \$36,000; Two strokes over Sean Murphy.
June 29-July 2	NIKE Philadelphia Classic; Philmont CC; Huntingdon Valley, PA; \$200,000; Sean Murphy , 267 (-13), \$36,000; One stroke over Allen Doyle.
July 13-16	NIKE Buffalo Open; Brierwood CC; Hamburg, NY; \$200,000; Jerry Kelly (2), 274 (-14), \$36,000; One stroke over Tim Simpson.
July 20-23	NIKE Gateway Classic; Lake Forest G&CC; Lake Saint Louis, MO; \$200,000; Chris Smith , 203 (-13), \$36,000; Defeated Glen Hnatiuk with birdie on first playoff hole.
July 27-30	NIKE Wichita Open; Reflection Ridge GC; Wichita, KS; \$200,000; David Toms (2), 269 (-19), \$36,000; Defeated E.J. Pfister with eagle on second play-off hole.
Aug. 3-6	NIKE Dakota Dunes Open; Dakota Dunes CC; Dakota Dunes, SD; \$200,000; Chris Smith (2), 272 (-16), \$36,000; One stroke over Greg Hamilton and Clarence Rose.
Aug. 10-13	NIKE Ozarks Open; Highland Springs CC; Springfield, MO; \$200,000; Mike Schuchart , 271 (-17), \$36,000; Defeated Stuart Appleby and P.H. Horgan III with birdie on second playoff hole.
Aug. 17-20	NIKE Permian Basin Open; The Club at Mission Dorado; Odessa, TX; \$200,000; Hugh Royer III (2), 275 (-13), \$36,000; One stroke over Paul Claxton, Kawika Cotner, Chris Smith, Phil Tataurangi, Frank Conner, Franklin Langham and Dave Miley.
Aug. 24-27	NIKE Texarkana Open; Texarkana CC; Texarkana, AR; \$200,000; Allen Doyle (2), 269 (-19), \$36,000; One stroke over Gary Rusnak.
Sept. 8-10	NIKE Utah Classic; Riverside CC; Provo, UT; \$200,000; Glen Hnatiuk , 203 (-13), \$36,000; Defeated Franklin Langham and Harry Rudolph with birdie on first playoff hole.
Sept. 15-17	NIKE Tri-Cities Open; Meadow Springs CC; Richland, WA; Jeff Gove , 202 (-14), \$36,000; Defeated Franklin Langham with birdie on first playoff hole.
Sept. 22-24	NIKE Boise Open; Hillcrest CC; Boise, ID; \$250,000; Frank Lickliter , 200 (-13), \$45,000; One stroke over Kevin Burton and Craig Kanada.
Sept. 28-Oct. 1	NIKE Sonoma County Open; Windsor GC; Windsor, CA; \$200,000; Stuart Appleby (2), 269 (-19), \$36,000; Four strokes over Jerry Kelly, Bobby Collins and Joe Durant.
Oct. 19-22	NIKE Tour Championship; Settin-down Creek GC; Roswell, GA; \$250,000; Allen Doyle (3), 283 (-5), \$45,000; Defeated John Maginnes with par on first playoff hole.

1996	
Feb. 22-26	NIKE San Jose Open; Almaden CC; San Jose, CA; \$200,000; Larry Silveira , 207 (-9), \$36,000; Defeated Stewart Cink and Bobby Elliott with birdie on first playoff hole. (Playoff held Monday, Feb. 26)
Feb. 29-Mar. 3	NIKE Inland Empire Open; Moreno Valley Ranch GC (Mountain and Valley Nines); Moreno Valley, CA; \$200,000; Jim Estes , 272 (-16), \$36,000; One stroke over Rob Moss.
Mar. 14-17	NIKE Monterrey Open; Club Campestre; Monterrey, Mexico; \$225,000; David Berganio, Jr. , 272 (-16), \$40,500; One stroke over Rafael Alarcon, Todd Demsey, Jack O'Keefe and Steve Rintoul.
Mar. 28-31	NIKE Louisiana Open; Le Triomphe CC; Broussard, LA; \$250,000; Paul Stankowski , 266 (-22), \$45,000; Four strokes over Greg Whisman.
Apr. 4-7	NIKE Tallahassee Open; Golden Eagle CC; Tallahassee, FL; \$200,000; P.J. Cowan , 279 (-9), \$36,000; Defeated P.H. Horgan III with birdie on first playoff hole.
Apr. 11-14	NIKE South Carolina Classic; CC of South Carolina; Florence, SC; \$200,000; Dave Rummells , 276 (-12), \$36,000; Two strokes over Scott Petersen, P.H. Horgan III and Brad Ott.

Tournament Chronology (cont.)

Apr. 18-21	NIKE Alabama Classic; Cherokee Ridge CC; Union Grove, AL; \$200,000; P.H. Horgan III , 202 (-14), \$36,000; One stroke over Jack O'Keefe.
Apr. 25-28	NIKE Shreveport Open; Southern Trace CC; Shreveport, LA; \$200,000; Tim Loustalot , 277 (-11), \$36,000; One stroke over Joe Durant.
May 9-12	NIKE Mississippi Gulf Coast Classic; Mississippi National GC; Gautier, MS; \$200,000; Joe Durant , 273 (-15), \$36,000; One stroke over Dave Rummells and Brett Quigley.
May 16-19	NIKE Carolina Classic; Prestonwood CC; Cary, NC; \$200,000; Glen Hnatiuk , 205 (-11), \$36,000; Defeated Craig Perks with par on first playoff hole.
May 23-26	NIKE Greater Greenville Classic; Verdae Greens GC; Greenville, SC; Michael Christie , 265 (-23), \$36,000; Six strokes over Danny Ellis.
May 30-June 2	NIKE Dominion Open; The Dominion Club; Glen Allen, VA; \$200,000; Olin Browne , 276 (-12), \$36,000; One stroke over Michael Christie, Rob McKelvey, Carl Paulson and Tray Tyner.
June 6-9	NIKE Cleveland Open; Quail Hollow Resort (Devlin Course); Concord, OH; \$200,000; Greg Twiggs , 270 (-18), \$36,000; One stroke over Jimmy Johnston.
June 13-16	NIKE Knoxville Open; Three Ridges GC; Knoxville, TN; \$200,000; Eric Johnson , 272 (-16), \$36,000; Two strokes over Patrick Lee and Matt Peterson.
June 20-23	NIKE Ozarks Open; Highland Springs CC; Springfield, MO; \$200,000; Stewart Cink , 272 (-16), \$36,000; Defeated R.W. Eaks with birdie on third playoff hole.
June 27-30	NIKE Dakota Dunes Open; Dakota Dunes CC; Dakota Dunes, SD; \$250,000; Gary Webb , 275 (-13), \$45,000; Defeated Chad Magee with birdie on second playoff hole.
July 11-14	NIKE Buffalo Open; Briarwood CC; Hamburg, NY; \$200,000; Jimmy Green , 276 (-12), \$36,000; Defeated Jeff Gove with par on first playoff hole.
July 18-21	NIKE Philadelphia Classic; Philmont CC; Huntingdon Valley, PA; \$200,000; Brett Quigley , 273 (-7), \$36,000; Two strokes over R.W. Eaks and Rocky Walcher.
July 25-28	NIKE Miami Valley Open; Heatherwoode GC; Springboro, OH; \$200,000; J.P. Hayes , 265 (-19), \$36,000; Two strokes over Lee Porter and Greg Whisman.
Aug. 1-4	NIKE Gateway Classic; Lake Forest G&CC; Lake Saint Louis, MO; \$200,000; Tim Conley , 278 (-10), \$36,000; Defeated Javier Sanchez with birdie on first playoff hole.
Aug. 8-11	NIKE Omaha Classic; The Champions Club; Omaha, NE; \$200,000; Rocky Walcher , 267 (-21), \$36,000; One stroke over Michael Christie and Steve Larick.

200th Tournament

Aug. 15-18	NIKE Wichita Open; Reflection Ridge GC; Wichita, KS; \$200,000; Rick Cramer , 269 (-19), \$36,000; One stroke over J.P. Hayes, Jimmy Johnston and Craig Kanada.
Aug. 22-25	NIKE Permian Basin Open; The Club at Mission Dorado; Odessa, TX; \$200,000; Michael Christie (2), 270 (-18), \$36,000; Two strokes over Anthony Rodriguez.
Sept. 5-8	NIKE Colorado Classic; Riverdale GC (Dunes Course); Brighton, CO; \$200,000; Stewart Cink (2), 268 (-16), \$36,000; One stroke over David Berganio, Jr. and Michael Christie.
Sept. 12-14	NIKE Utah Classic; Riverside CC; Provo, UT; \$200,000; Michael Christie (3), 196 (-20), \$36,000; Four strokes over R.W. Eaks.
Sept. 19-22	NIKE Boise Open; Hillcrest CC; Boise, ID; \$250,000; Matt Gogel , 270 (-14), \$45,000; One stroke over David Berganio, Jr., Brett Quigley and Stewart Cink.
Sept. 26-29	NIKE Tri-Cities Open; Meadow Springs CC; Richland, WA; \$200,000; Phil Tataurangi , 267 (-21), \$36,000; Six strokes over Skip Kendall.
Oct. 3-6	NIKE Olympia Open; Indian Summer G&CC; Olympia, WA; \$200,000; Michael Clark , 273 (-15), \$36,000; Four strokes over Eric Johnson.
Oct. 17-20	NIKE Tour Championship; Settin' Down Creek GC; Roswell, GA; \$250,000; Stewart Cink (3), 281 (-7), \$45,000; Four strokes over David Berganio, Jr.

1997

Jan. 30-Feb. 2	NIKE Lakeland Classic; Grasslands G&CC; Lakeland, FL; \$200,000; Ryan Howison , 269 (-19), \$36,000; Three strokes over Mark Carnevale.
Feb. 20-23	NIKE Inland Empire Open; Moreno Valley Ranch GC; Moreno Valley, CA; \$200,000; Mark Carnevale , 274 (-14), \$36,000; Two strokes over David Jackson.
Mar. 13-16	NIKE Monterrey Open; Club Campestre, Monterrey, Mexico; \$225,000; Mike Small , 270 (-18), \$40,500; One stroke over Mark Carnevale, Chris DiMarco and Brian Kamm.
Mar. 27-30	NIKE Louisiana Open; Le Triomphe CC; Broussard, LA; \$300,000; Joe Daley , 198 (-18), \$54,000; Three strokes over Bobby Wadkins.
Apr. 3-6	NIKE Greater Austin Open; The Hills CC; Austin, TX; \$200,000; Eric Booker , 140 (-4), \$36,000; One stroke over Brian Kamm.
Apr. 17-20	NIKE Mississippi Gulf Coast Classic; Mississippi National GC, Gautier, MS; \$200,000; Jeff Brehaut , 275 (-13), \$36,000; Six strokes over Ahmad Bateman and Tom Scherrer.
Apr. 24-27	NIKE Alabama Classic; Cherokee Ridge CC, Union Grove, AL; \$200,000; John Elliott , 204 (-12), \$36,000; Two strokes over Tom Shaw.
May 1-4	NIKE South Carolina Classic; CC of South Carolina, Florence, SC; \$200,000; Harrison Frazer , 271 (-17), \$36,000; Three strokes over R.W. Eaks.
May 8-11	NIKE Carolina Classic; Prestonwood CC, Cary, NC; \$200,000; Ahmad Bateman , 284 (-4), \$36,000; One stroke over Dennis Paulson, Terry Price and Steve Flesch.
May 15-18	NIKE Dominion Open; The Dominion Club, Glen Allen, VA; \$225,000; Jeff Julian , 277 (-11), \$40,500; One stroke over Bobby Wadkins.
May 29-June 1	NIKE Upstate Classic; Verdae Greens GC, Greenville, SC; \$200,000; Chris Smith , 267 (-21), \$36,000; Three strokes over Terry Price.
June 5-8	NIKE Knoxville Open; Three Ridges GC, Knoxville, TN; \$200,000; Dave Rummells , 271 (-17), \$36,000; Two strokes over Matt Gogel and Terry Price.
June 12-15	NIKE Miami Valley Open; Heatherwoode GC, Springboro, OH; \$200,000; Trevor Dodds , 262 (-22), \$36,000; Six strokes over Joe Daley.
June 19-22	NIKE Cleveland Open; Quail Hollow Resort (Devlin Course), Concord, OH; \$200,000; Mike Small (2), 270 (-18), \$36,000; One stroke over Patrick Sheehan.
July 3-6	NIKE Hershey Open; CC of Hershey, Hershey, PA; \$200,000; Barry Cheesman , 278 (-6), \$36,000; One stroke over Greg Leshner and Billy Downes.
July 10-13	NIKE Laurel Creek Classic; Laurel Creek CC; Moorestown, NJ; \$200,000; Matt Gogel , 269 (-15), \$36,000; One stroke over Dennis Paulson.
July 17-20	NIKE St. Louis Golf Classic; Missouri Bluffs GC; St. Charles, MO; \$200,000; Todd Gleaton , 261 (-23), \$36,000; Three strokes over Arden Knoll.
July 24-27	NIKE Wichita Open; Willowbend GC; Wichita, KS; \$200,000; Ben Bates , 269 (-19), \$36,000; Defeated Jeff Brehaut, Carl Paulson and Chris Smith with birdie on first playoff hole.
July 31-Aug. 3	NIKE Dakota Dunes Open; Dakota Dunes CC; Dakota Dunes, SD; \$300,000; Chris Smith (2), 268 (-20), \$54,000; Two strokes over Glen Hnatiuk.
Aug. 7-10	NIKE Omaha Classic; The Champions Club, Omaha, NE; \$200,000; Chris Smith (3), 258 (-26), \$36,000; 11 strokes over Barry Cheesman.
Aug. 14-17	NIKE Ozarks Open; Highland Springs CC, Springfield, MO; \$200,000; Chris DiMarco , 204 (-12), \$36,000; One stroke over Robin Freeman.
Aug. 21-24	NIKE Permian Basin Open; The Club at Mission Dorado, Odessa, TX; \$200,000; Paul Gow , 267 (-21), \$36,000; Two strokes over Steve Lamontagne.
Sept. 4-7	NIKE Colorado Classic; Riverdale GC, Brighton, CO; \$200,000; Pat Bates , 267 (-17), \$36,000; One stroke over J.L. Lewis.
Sept. 11-14	NIKE San Jose Open; Almaden CC, San Jose, CA; \$200,000; R.W. Eaks , 272 (-16), \$36,000; Two strokes over Mark Carnevale, Chris DiMarco, Steve Lamontagne, Iain Steel and J.L. Lewis.

Tournament Chronology (cont.)

- Sept. 18-21 NIKE Boise Open; Hillcrest CC, Boise, ID; \$275,000; **Iain Steel**, 267 (-17), \$49,500; Three strokes over Carl Paulson.
- Sept. 25-28 NIKE Tri-Cities Open; Meadow Springs CC, Richland, WA; \$200,000; **Todd Gleaton** (2), 283 (-5), \$36,000; One stroke over Kent Jones, Ray Stewart, Tim Loustalot, Rob Moss, Patrick Lee and Terry Price.
- Oct. 2-5 NIKE Puget Sound Open; Indian Summer G&CC, Olympia, WA; \$200,000; **Kevin Johnson**, 198 (-8); \$36,000; Defeated Steve Jurgensen and Michael Clark with birdie on second playoff hole.
- Oct. 9-12 NIKE Shreveport Open; Southern Trace CC, Shreveport, LA; \$200,000; **Mark Wurtz**, 273 (-13); \$36,000; One stroke over Brian Kamm. [Tournament rescheduled from April 10-13.]
- Oct. 16-19 NIKE Tour Championship; Grand National GC (Lake Course), Opelika, AL; \$300,000; **Steve Flesch**, 278 (-10); \$54,000; Four strokes over Chris Smith.

1998

- Jan. 8-11 NIKE Lakeland Classic; Grasslands G&CC; Lakeland, FL; \$225,000; **Casey Martin**, 269 (-19); \$40,500; One stroke over Steve Lamontagne.
- Jan. 15-18 NIKE South Florida Classic; Palm-Aire CC (Palm Course); Pompano Beach, FL; \$225,000; **Eric Johnson**, 267 (-13); \$40,500; Two strokes over Chris Riley.
- Feb. 5-8 NIKE Greater Austin Open; The Hills CC; Austin, TX; \$225,000; **Michael Allen**, 280 (-8); \$40,500; Two strokes over Gene Sauers and Chris Zambri.
- Mar. 19-22 NIKE Monterrey Open; Club Campestre; Monterrey, Mexico; \$250,000; **Joe Ogilvie**, 274 (-14); \$45,000; Two strokes over Jaxon Brigman, John Elliott, Robin Freeman, Perry Moss, Chris Riley and John Wilson.
- Mar. 26-29 NIKE Louisiana Open; Le Triomphe CC; Broussard, LA; \$300,000; **John Wilson**, 274 (-14); \$54,000; Five strokes over Steve Flesch.
- Apr. 9-12 NIKE Shreveport Open; Southern Trace CC; Shreveport, LA; \$225,000; **Vance Veazey**, 280 (-8); \$40,500; Defeated John Wilson with birdie on first playoff hole.
- Apr. 16-19 NIKE Upstate Classic; Verdae Greens GC; Greenville, SC; \$225,000; **Tom Scherrer**, 200 (-16); \$40,500; One stroke over J.L. Lewis.
- Apr. 23-26 NIKE Huntsville Open; Hampton Cove GC (Highlands); Huntsville, AL; \$225,000; **Dennis Paulson**, 279 (-9); \$40,500; Defeated Brent Schwarrock with par on first playoff hole.
- Apr. 30-May 3 NIKE South Carolina Classic; CC of South Carolina; Florence, SC; \$225,000; **Gene Sauers**, 280 (-8); \$40,500; One stroke over Craig Kanada and Sean Murphy.
- May 7-10 NIKE Carolina Classic; Raleigh CC; Raleigh, NC; \$225,000; **Brian Bateman**, 266 (-14); \$40,500; One stroke over Jimmy Green.
- May 14-17 NIKE Dominion Open; The Dominion Club; Glen Allen, VA; \$225,000; **Bob Burns**, 274 (-14); \$40,500; Two strokes over Pat Bates, Eric Johnson, Perry Moss and Mike Sullivan.
- May 28-31 NIKE Knoxville Open; Three Ridges GC; Knoxville, TN; \$225,000; **Robin Freeman**, 270 (-18); \$40,500; Defeated Ryan Howison with birdie on third playoff hole.
- June 4-7 NIKE Miami Valley Open; Heatherwoode GC; Springboro, OH; \$225,000; **Craig Bowden**, 264 (-16); \$40,500; Two strokes over Doug Dunakey and Ryan Howison.
- June 11-14 NIKE Cleveland Open; Quail Hollow Resort (Devlin Course); Concord, OH; \$225,000; **Doug Dunakey**, 270 (-18); \$40,500; One stroke over Dennis Paulson.
- June 18-21 NIKE Lehigh Valley Open; Center Valley Club; Center Valley, PA; \$225,000; **Eric Booker**, 271 (-17); \$40,500; Defeated Notah Begay III with par on ninth playoff hole.
- June 25-28 NIKE Greensboro Open; Sedgefield CC; Greensboro, NC; \$225,000; **Joe Ogilvie** (2), 266 (-14); \$40,500; Four strokes over Chris Zambri.
- July 2-5 NIKE Hershey Open; CC of Hershey (East); Hershey, PA; \$225,000; **Michael Clark**, 273 (-11); \$40,500; Two strokes over Bob Burns.
- July 16-19 NIKE St. Louis Golf Classic; The Missouri Bluffs; St. Charles, MO; \$225,000; **Chris Starkjohann**, 263 (-17); \$40,500; One stroke over Notah Begay III.
- July 23-26 NIKE Wichita Open; Willowbend CC; Wichita, KS; \$225,000; **Emlyn Aubrey**, 265 (-23); \$40,500; One stroke over Anthony Rodriguez and Carl Paulson.

- July 30-Aug. 2 NIKE Dakota Dunes Open; Dakota Dunes CC; Dakota Dunes, SD; \$325,000; **John Maginnes**, 274 (-14); \$58,500; Defeated Sean Murphy and Ryan Howison with birdie on second playoff hole.
- Aug. 6-9 NIKE Omaha Classic; The Champions GC; Omaha, NE; \$250,000; **Matt Gogel**, 271 (-13); \$45,000; Defeated Jay Williamson with par on fourth playoff hole.
- Aug. 13-16 NIKE Ozarks Classic; Highland Springs CC; Springfield, MO; \$225,000; **Anthony Painter**, 267 (-21); \$40,500; One stroke over Scott Dunlap.
- Aug. 20-23 NIKE Fort Smith Classic; Hardscrabble CC; Fort Smith, AR; \$225,000; **Mark Hensby**, 260 (-20); \$40,500; Two strokes over Woody Austin.
- Aug. 27-30 NIKE Permian Basin Open; The Club at Mission Dorado; Odessa, TX; \$225,000; **Stiles Mitchell**, 276 (-12); \$40,500; Defeated Woody Austin and Jeff Barlow with par on first playoff hole.
- Sept. 10-13 NIKE Tri-Cities Open; Meadow Springs CC; Richland, WA; \$225,000; **Matt Gogel** (2), 276 (-12); \$40,500; Defeated Brian Bateman with birdie on third playoff hole.
- Sept. 17-20 NIKE Boise Open; Hillcrest CC; Boise, ID; \$300,000; **Mike Sposa**, 265 (-19); \$54,000; Two strokes over Dennis Paulson and Notah Begay III.
- Sept. 24-27 NIKE Oregon Classic; Shadow Hills CC; Junction City, OR; \$225,000; **Charles Raulerson**, 272 (-16); \$40,500; Five strokes over Notah Begay III, Tom Scherrer and John Elliott.
- Oct. 1-4 NIKE San Jose Open; Almaden CC; San Jose, CA; **Robin Freeman** (2); 272 (-16); \$40,500; Defeated Tom Scherrer and Sean Murphy with birdie on fourth playoff hole.
- Oct. 8-11 NIKE Inland Empire Open; Moreno Valley Ranch GC; Moreno Valley, CA; **Charles Raulerson** (2); 268 (-20); \$40,500; Three strokes over Jay Williamson.
- Oct. 22-25 NIKE Tour Championship; Magnolia Grove (Crossings Course); Mobile, AL; **Bob Burns** (2); 283 (-5); \$63,000; Three strokes over Jeff Gove.

1999

- Jan. 7-10 NIKE South Florida Classic; Palm-Aire CC (Oaks Course); Pompano Beach, FL; \$225,000; **Curt Byrum**, 275 (-9); \$40,500; Defeated Stan Utley with par on first playoff hole.
- Jan. 14-17 NIKE Lakeland Classic; Grasslands GC; Lakeland, FL; \$225,000; **Ryan Howison**; 275 (-12); \$40,500; One stroke over Jim McGovern, Glen Hnatiuk and Shaun Micheal.
- Feb. 4-7 NIKE Florida Classic; Gainesville CC; Gainesville, FL; \$225,000; **Richard Johnson**; 270 (-14); \$40,500; Two strokes over Bobby Wadkins.
- Feb. 18-21 NIKE Mississippi Gulf Coast Open; The Oaks GC; Pass Christian, MS; \$250,000; **Joel Edwards**; 280 (-8); One stroke over John Riegger.
- Mar. 18-21 NIKE Monterrey Open; Club Campestre; Garza Garcia, N.L., Mexico; \$275,000; **Steve Gotsche**; 270 (-18); Two strokes over Kelly Gibson.
- Mar. 25-28 NIKE Louisiana Open; Le Triomphe CC; Broussard, LA; \$300,000; **Matt Gogel**; 277 (-11); \$54,000; One stroke over Kris Cox.
- April 15-18 NIKE Shreveport Open; Southern Trace CC; Shreveport, LA; \$225,000; **Bob Heintz**; 283 (-5); \$40,500; One stroke over Joel Edwards and Craig Bowden.
- April 22-25 NIKE South Carolina Classic; CC of South Carolina; Florence, SC; \$225,000; **Kevin Johnson**; 279 (-9); \$40,500; One stroke over Bob Heintz.
- April 29-May 2 NIKE Upstate Classic; Verdae Greens GC; Greenville, SC; \$225,000; **Steve Gotsche** (2); 208 (-8); \$40,500; Two strokes over Sam Randolph, Jim Johnson and Jeff Gove.
- May 6-9 NIKE Carolina Classic; Raleigh CC; Raleigh, NC; \$225,000; **Vance Veazey**; 269 (-15); \$40,500; One stroke over Glen Hnatiuk and Steve Haskins.
- May 13-16 NIKE Dominion Open; The Dominion Club; Richmond, VA; \$250,000; **Darron Stiles**; 279 (-8); \$45,000; One stroke over Dick Mast and Mathew Goggin.
- May 20-23 NIKE Knoxville Open; Fox Den CC; Knoxville, TN; \$225,000; **Jeff Gove**; 277 (-11); \$40,500; One stroke over Carl Paulson, Marco Dawson and Glen Hnatiuk.

Tournament Chronology (cont.)

June 10-13	NIKE Cleveland Open; Quail Hollow Resort; Concord, OH; \$225,000; Matt Gogel (2); 273 (-15); \$40,500; Defeated Casey Martin with eagle on the second playoff hole.
June 17-20	NIKE Dayton Open; GC at Yankee Trace; Centerville, OH; \$250,000; John Wilson ; 268 (-20); \$45,000; One stroke over Brian Tennyson.
June 24-27	NIKE Lehigh Valley Open; Center Valley Club; Center Valley, PA; \$225,000; Mathew Goggin ; 270 (-18); \$40,500; Two strokes over Matt Gogel.
July 1-4	NIKE Hershey Open; CC of Hershey (East Course); Hershey, PA; \$225,000; Edward Fryatt ; 275 (-5); \$40,500; Three strokes over Brett Wayment.
July 8-11	NIKE Greensboro Open; Sedgfield CC; Greensboro, NC; \$225,000; Shaun Micheal ; 269 (-11); \$40,500; One stroke over Garrett Willis.
July 22-25	NIKE Wichita Open; Willowbend GC; Wichita, KS; \$225,000; Brad Elder ; 268 (-20); \$40,500; Two strokes over Mark Wurtz.
July 29-Aug. 1	NIKE Dakota Dunes Open; Dakota Dunes CC; Dakota Dunes, SD; \$350,000; Fran Quinn ; 270 (-18); \$63,000; Defeated Ryan Howison and Craig Kanada with birdie on the first playoff hole.
Aug. 5-8	NIKE Omaha Classic; The Champions Club; Omaha, NE; \$300,000; Mathew Goggin (2); 264 (-24); \$54,000; Four strokes over Casey Martin.
Aug. 12-15	NIKE Ozarks Open; Highland Springs CC; Springfield, MO; \$250,000; Ryan Howison (2); 270 (-18); \$45,000; Defeated Edward Fryatt with par on first playoff hole.
Aug. 19-22	NIKE Fort Smith Classic; Hardscrabble CC; Fort Smith, AR; \$250,000; Gary Webb ; 264 (-16); \$45,000; One stroke over Matt Peterson.
Aug. 26-29	NIKE Permian Basin Open; Club at Mission Dorado; Odessa, TX; \$225,000; David Berganio ; 269 (-19); \$40,500; Two strokes over Paul Gow and Dicky Thompson.
Sept. 2-5	NIKE Utah Classic; Willow Creek CC; Sandy, UT; \$375,000; Carl Paulson ; 266 (-22); \$67,500; Six strokes over Marco Gortana and Craig Bowden.
Sept. 9-12	NIKE Tri-Cities Open; Meadow Springs CC; Richland, WA; \$225,000; Glen Hnatiuk ; 278 (-10); \$40,500; One stroke over Larry Silveira and J.J. Henry.
Sept. 16-19	NIKE Boise Open; Hillcrest CC; Boise, ID; \$325,000; Carl Paulson (2); 266 (-18); \$57,500; Four strokes over Joel Edwards and Michael Muehr.
Sept. 23-26	NIKE Oregon Classic; Shadow Hills CC; Junction City, OR; \$225,000; Kelly Gibson ; 279 (-9); \$40,500; One stroke over Craig Perks.
Sept. 30-Oct. 3	NIKE Inland Empire Open; Moreno Valley Ranch GC; Moreno Valley, CA; \$225,000; Brad Elder (2); 267 (-21); \$40,500; Three strokes over Dick Mast.
Oct. 7-10	NIKE New Mexico Classic; Santa Ana GC; Santa Ana Pueblo, NM; \$225,000; Dick Mast ; 267 (-13); \$40,500; Three strokes over Joel Edwards.
Oct. 21-24	NIKE Tour Championship; Highland Oaks GC; Dothan, AL; \$400,000; Bob Heintz (2); 283 (-5); \$72,000; Defeated Marco Dawson with a birdie on first playoff hole.

2000

Feb. 3-6	BUY.COM Florida Classic; Gainesville CC; Gainesville, FL; \$400,000; Fran Quinn ; 271 (-13); \$72,000; Three strokes over Mark Hensby.
Feb. 10-13	BUY.COM Lakeland Classic; Grasslands G&CC; Lakeland, FL; \$400,000; Donnie Hammond ; 272 (-16); \$72,000; One stroke over Jeff Gallagher and Tom Kalinowski.
Mar. 2-5	BUY.COM Mississippi Gulf Coast Open; The Oaks GC; Pass Christian, MS; \$400,000; Tripp Isenhour ; 279 (-9); \$72,000; Two strokes over John Elliott.

300th Tournament

Mar. 16-19	BUY.COM Monterrey Open; Club Campestre; Garzia Garcia, N.L. Mexico; \$450,000; Briny Baird ; 268 (-20); \$81,000; Four strokes over Mark Hensby.
Mar. 30-Apr. 2	BUY.COM Louisiana Open; Le Triomphe Golf & CC; Broussard, LA; \$450,000; Rob McKelvey ; 274 (-14); \$81,000; One stroke over Guy Hill and Ian Leggatt.
April 13-16	BUY.COM Shreveport Open; Southern Trace CC; Shreveport, LA; \$400,000; Kent Jones ; 273 (-15); \$72,000; One stroke over Tripp Isenhour and Keith Clearwater.

April 27-30	BUY.COM South Carolina Classic; CC of South Carolina; Florence, SC; \$400,000; Jeff Gallagher ; 278 (-10); \$72,000; One stroke over Lee Porter and Chris Smith.
May 4-7	BUY.COM Knoxville Open; Fox Den CC; Knoxville, TN; \$400,000; J.J. Henry ; 273 (-15); \$72,000; One stroke over Tripp Isenhour, Chris Smith, Gene Sauers and Spike McRoy.
May 11-14	BUY.COM Richmond Open; Stonehenge Golf & CC; Richmond, VA; \$400,000; Steve Runge ; 272 (-8); \$72,000; Defeated Chris Smith with birdie on first playoff hole.
May 18-21	BUY.COM Virginia Beach Open; TPC of Virginia Beach; Virginia Beach, VA; \$400,000; Ryuji Imada ; 275 (-13); \$72,000; Five strokes over Todd Demsey.
June 1-4	BUY.COM Steamtown Classic; Glenmaura National GC; Moosic, PA; \$450,000; Jeff Hart ; 275 (-5); \$81,000; One stroke over Ian Leggatt.
June 8-11	BUY.COM Dayton Open; The GC at Yankee Trace; Centerville, OH; \$425,000; Ian Leggatt ; 276 (-12); \$76,500; Defeated Chris Smith with birdie on first playoff hole.
June 15-18	BUY.COM Greater Cleveland Open; Quail Hollow CC (Devlin); Concord, OH; \$400,000; Deane Pappas ; 273 (-15); \$72,000; One stroke over Tjaart van der Walt.
June 22-25	BUY.COM Greensboro Open; Sedgfield CC; Greensboro, NC; \$400,000; Kent Jones (2); 263 (-17); \$72,000; Three strokes over Charles Howell (A) and Jay Hobby.
June 29-July 2	BUY.COM Carolina Classic; Raleigh CC; Raleigh, NC; \$400,000; Mark Hensby ; 266 (-18); \$72,000; Defeated Manny Zerman with par on seventh playoff hole.
July 6-9	BUY.COM Hershey Open; CC of Hershey (East Course); Hershey, PA; \$400,000; Paul Gow ; 281 (-3); \$72,000; One stroke over Paul Claxton.
July 13-16	BUY.COM Upstate Classic; Verdae Greens GC; Greenville, SC; \$400,000; Shane Bertsch ; 269 (-19); \$72,000; Four strokes over Timothy Straub.
July 20-23	BUY.COM Wichita Open; Willowbend GC; Wichita, KS; \$400,000; Ben Crane ; 263 (-25); \$72,000; Three strokes over Kelly Grunewald and Vance Veazey.
July 27-30	BUY.COM Dakota Dunes Open; Dakota Dunes CC; Dakota Dunes, SD; \$500,000; Spike McRoy ; 270 (-18); \$90,000; One stroke over Mike Schuchart.
Aug. 3-6	BUY.COM Omaha Classic; The Champions Club; Omaha, NE; \$500,000; David Berganio, Jr. ; 268 (-20); \$90,000; Defeated Ahmad Bateman with par on second playoff hole.
Aug. 10-13	BUY.COM Ozarks Open; Highland Springs CC; Springfield, MO; \$425,000; Pat Perez ; 270 (-18); \$76,500; Defeated Pat Bates and Mike Heinen with birdie on first playoff hole.
Aug. 17-20	BUY.COM Fort Smith Classic; Hardscrabble CC; Fort Smith, AR; \$400,000; Tim Clark ; 264 (-16); \$72,000; Three strokes over Lee Rinker.
Aug. 24-27	BUY.COM Permian Basin Open; The Club at Mission Dorado; Odessa, TX; \$400,000; Kevin Johnson ; 268 (-20); \$72,000; Three strokes over Mark Hensby.
Aug. 31-Sep. 3	BUY.COM Utah Classic; Willow Creek CC; Salt Lake City, UT; \$400,000; Andrew Morse ; 269 (-19); \$72,000; Two strokes over John Riegger.
Sept. 7-10	BUY.COM Tri-Cities Open; Meadow Springs CC; Richland, WA; \$400,000; Darron Stiles ; 282 (-6); \$72,000; Two strokes over John Kernohan.
Sept. 14-17	BUY.COM Boise Open; Hillcrest CC; Boise, ID; \$556,000; Tim Clark (2); 269 (-15); \$100,080; Six strokes over Patrick Burke and Steve Haskins.
Sept. 21-24	BUY.COM Oregon Classic; Shadow Hills CC; Junction City, OR; \$400,000; Keoke Cotner ; 272 (-16); \$72,000; Two strokes over Jody Bellflower and Tommy Biershenk.
Sept. 28-Oct. 1	BUY.COM Monterey Peninsula Classic; Bayonet GC; Seaside, CA; \$450,000; Richard Johnson ; 285 (-3); \$81,000; One stroke over Michael Allen.
Oct. 5-8	BUY.COM New Mexico Classic; Santa Ana GC; Albuquerque, NM; \$425,000; Jason Gore ; 266 (-14); \$76,500; Three strokes over Mike Grob.

Tournament Chronology (cont.)

Oct. 12-15 BUY.COM Inland Empire Open; Empire Lakes GC; Rancho Cucamonga, CA; \$400,000; **Scott Petersen**; 268 (-20); \$72,000; Four strokes over Craig Kanada, Chris Smith, Keith Clearwater, Eric Johnson, Michael Muehr and Lee Porter.

Oct. 26-29 BUY.COM Tour Championship; Alabama's Robert Trent Jones Golf Trail; Dothan, AL; \$550,000; **Spike McRoy** (2); 272 (-16); \$99,000; Five strokes over Briny Baird.

2001

Mar. 8-11 BUY.COM Florida Classic; Gainesville CC; Gainesville, FL; \$425,000; **Chris Couch**; 269 (-15); \$76,500; One stroke over Chad Campbell.

Mar. 15-18 BUY.COM Monterrey Open; Club Campestre; Garza Garcia, N.L., Mexico; \$450,000; **Deane Pappas**; 271 (-17); \$81,000; One stroke over Keoke Cotner and Tim Petrovic.

Mar. 29-Apr. 1 BUY.COM Louisiana Open; Le Triomphe CC; Broussard, LA; \$450,000; **Paul Claxton**; 271 (-17); \$81,000; One stroke over Tim Petrovic and Steve Runge.

April 19-22 BUY.COM Arkansas Classic; Diamante CC; Hot Springs Village, AR; \$450,000; **Brett Quigley**; 276 (-12); \$81,000; Three strokes over John Elliott.

April 26-29 BUY.COM Charity Pro-Am; The Cliffs G&CC; Travelers Rest, SC; \$500,000; **Jonathan Byrd**; 269 (-18); \$90,000; One stroke over Brenden Pappas.

May 3-6 BUY.COM Carolina Classic; TPC at Wakefield Plantation; Raleigh, NC; \$450,000; **John Maginnes**; 269 (-15); \$81,000; Two strokes over Ryuji Imada.

May 10-13 BUY.COM Virginia Beach Open; TPC of Virginia Beach; Virginia Beach, VA; \$425,000; **Trevor Dodds**; 277 (-11); \$76,500; Three strokes over Deane Pappas.

May 17-20 BUY.COM Richmond Open; Stonehenge G&CC; Richmond, VA; \$425,000; **Chad Campbell**; 263 (-21); \$76,500; Three strokes over Kelly Gibson.

May 31-June 3 BUY.COM Steamtown Classic; Glenmaura National GC; Moosic, PA; \$425,000; **Jason Hill**; 272 (-8); \$76,500; Three strokes over Jonathan Byrd and Matt Peterson.

June 7-10 Samsung Canadian PGA Championship; DiamondBack GC; Richmond Hill, Ontario, Canada; \$450,000; **Richard Zokol**; 271 (-17); \$81,000; Three strokes over Gary Hallberg.

June 14-17 BUY.COM Greater Cleveland Open; Quail Hollow CC; Concord, OH; \$425,000; **Heath Slocum**; 267 (-21); \$76,500; One stroke over Ryuji Imada.

June 21-24 BUY.COM Dayton Open; The GC at Yankee Trace; Centerville, OH; \$425,000; **Todd Barranger**; 262 (-26); \$76,500; One stroke over Bo Van Pelt.

June 28-July 1 BUY.COM Knoxville Open; Fox Den CC; Farragut, TN; \$425,000; **Heath Slocum** (2); 265 (-23); \$76,500; Six strokes over Keoke Cotner and Joe Daley.

July 5-8 BUY.COM Hershey Open; CC of Hershey (East Course); Hershey, PA; \$425,000; **John Rollins**; 273 (-11); \$76,500; Defeated Rod Pampling with birdie on first playoff hole.

July 12-15 BUY.COM Wichita Open; Crestview CC; Wichita, KS; \$425,000; **Jason Dufner**; 266 (-22); \$76,500; Three strokes over Todd Rose, David Gossett and Jeff Gove.

July 19-22 BUY.COM Siouxland Open; Dakota Dunes CC; Dakota Dunes, SD; \$425,000; **Pat Bates**; 273 (-15); \$76,500; One stroke over Matt Kuchar and Eric Meeks.

July 26-29 BUY.COM Ozarks Open; Highland Springs CC; Springfield, MO; \$450,000; **Steve Haskins**; 131 (-13); \$81,000; One stroke over Omar Uresti. [unofficial victory]

Aug. 2-5 BUY.COM Omaha Classic; The Champions Club; Omaha, NE; \$525,000; **Heath Slocum** (3); 266 (-22); \$94,500; One stroke over Rod Pampling.

Aug. 9-12 BUY.COM Fort Smith Classic; Hardscrabble CC; Fort Smith, AR; \$425,000; **Jay Delsing**; 263 (-17); \$76,500; Defeated Jeff Freeman with par on fourth play-off hole.

Aug. 16-19 BUY.COM Permian Basin Open; The Club at Mission Dorado; Odessa, TX; \$425,000; **Chad Campbell** (2); 264 (-24); \$76,500; Four strokes over Todd Fischer.

Aug. 30-Sept. 2 BUY.COM Utah Classic; Willow Creek CC; Sandy, UT; \$425,000; **David Sutherland**; 272 (-16); \$76,500; One stroke over Danny Briggs.

Sept. 6-9 BUY.COM Tri-Cities Open; Meadow Springs CC; Richland, WA; \$425,000; **Guy Boros**; 274 (-14); \$76,500; Two strokes over Jeff Gove.

Sept. 20-23 BUY.COM Boise Open; Hillcrest CC; Boise, ID; \$556,000; **Michael Long**; 270 (-14); \$100,080; One stroke over Tjaart van der Walt.

Sept. 27-30 BUY.COM Inland Empire Open; Empire Lakes GC; Rancho Cucamonga, CA; \$425,000; **D.A. Points**; 267 (-21); \$76,500; Defeated Rod Pampling and Mark Wurtz with birdie on third playoff hole.

Oct. 4-7 BUY.COM Monterey Peninsula Classic; Bayonet GC; Seaside, CA; \$450,000; **Chad Campbell** (3); 280 (-8); \$81,000; One stroke over Deane Pappas.

Oct. 11-14 BUY.COM Gila River Golf Classic; Whirlwind GC; Chandler, AZ; \$425,000; **Ben Crane**; 261 (-23); \$76,500; Defeated Jason Caron and Bo Van Pelt with birdie on fourth playoff hole.

Oct. 18-21 BUY.COM Shreveport Open; Southern Trace CC; Shreveport, LA; \$425,000; **Pat Bates** (2); 268 (-20); \$76,500; One stroke over Brian Kamm.

Oct. 25-28 BUY.COM Tour Championship; Senator Course at Capitol Hill; Prattville, AL; \$600,000; **Pat Bates** (3); 284 (-4); \$108,000; Three strokes over Tom Carter and Brenden Pappas.

2002

Mar. 4-10 Jacob's Creek Open; Kooyonga GC; Adelaide, South Australia; \$500,000; **Gavin Coles**; 279 (-9); \$94,194; Two strokes over Bryce Molder.

Mar. 11-17 Holden Clearwater Classic; Clearwater CC; Christchurch, New Zealand; \$500,000; **Peter O'Malley**; 271 (-17); \$94,590; Five strokes over Brad Ott. April 8-14 Louisiana Open; Le Triomphe CC; Lafayette, LA; \$450,000; **Steven Alker**; 264 (-24); \$81,000; Defeated Mike Heinen with par on second playoff hole.

April 15-21 Arkansas Classic; Diamante CC; Hot Springs Village, AR; \$450,000; **Jace Bugg**; 271 (-17); \$81,000; One stroke over Jason Caron.

April 22-28 BMW Charity Pro-Am at The Cliffs; The Cliffs G&CC (Cliffs Valley/Keowee Vineyards); Travelers Rest, SC; \$525,000; **Charles Warren**; 264 (-23); \$94,500; Four strokes over Todd Fischer.

April 29-May 5 Virginia Beach Open; TPC of Virginia Beach; Virginia Beach, VA; \$425,000; **Cliff Kresge**; 277 (-11); \$76,500; Defeated Arron Oberholser with eagle on second playoff hole.

May 6-12 Richmond Open; The Dominion Club; Glen Allen, VA; \$425,000; **Patrick Moore**; 268 (-20); \$76,500; One stroke over John Maginnes.

May 13-19 SAS Carolina Classic; TPC at Wakefield Plantation; Raleigh, NC; \$450,000; **Zoran Zorkic**; 274 (-10); \$81,000; One stroke over Doug Barron.

May 27-June 2 Northeast Pennsylvania Classic; Glenmaura National GC; Moosic, PA; \$450,000; **Gary Hallberg**; 275 (-9); \$81,000; Three strokes over Roger Tambellini.

June 3-9 Samsung Canadian PGA Championship; DiamondBack GC; Ontario, Canada; \$450,000; **Arron Oberholser**; 268 (-16); \$81,000; Two strokes over Doug Barron.

June 17-23 Lake Erie Charity Classic; Peek 'n Peak Resort (Upper Course); Findley Lake, NY; \$425,000; **Patrick Moore** (2); 275 (-9); \$76,500; One stroke over Hunter Haas.

June 24-30 Knoxville Open; Fox Den CC; Knoxville, TN; \$425,000; **Darron Stiles**; 272 (-16); \$76,500; One stroke over Aaron Baddeley, Steve Ford.

July 1-7 Hershey Open; CC of Hershey (East Course); Hershey, PA; \$425,000; **Cliff Kresge** (2); 276 (-8); \$76,500; Defeated Brian Claar, Joel Kribel and Steve Ford with birdie on third extra hole.

July 8-14 Dayton Open; The GC at Yankee Trace; Centerville, OH; \$425,000; **Jason Buha**; 265 (-23); \$76,500; Three strokes over Todd Barranger and Marco Dawson.

July 15-21 Fort Smith Classic; Hardscrabble CC; Fort Smith, AR; \$425,000; **Todd Fischer**; 269 (-11); \$76,500; One stroke over Gavin Coles, Doug Barron and Andy Sanders.

July 22-28 Price Cutter Charity Championship; Highland Springs CC; Springfield, MO; \$475,000; **Patrick Sheehan**; 269 (-19); \$85,500; Two strokes over Eric Meeks and Brian Wilson.

Tournament Chronology (cont.)

- July 29-Aug. 4 Omaha Classic; The Champions Club; Omaha, NE; \$500,000; **Jay Delsing**; 267 (-19); \$90,000; One stroke over Anthony Painter.
- Aug. 5-11 LaSalle Bank Open; Kemper Lakes GC; Long Grove, IL; \$425,000; **Marco Dawson**; 276 (-12); \$76,500; Three strokes over Darron Stiles.
- Aug. 12-18 Preferred Health Systems Wichita Open; Crestview CC; Wichita, KS; \$425,000; **Tyler Williamson**; 272 (-8); \$76,500; One stroke over Keoke Cotner and Jeff Klauk.
- Aug. 19-25 Permian Basin Open; Midland CC; Midland, TX; \$425,000; **Tag Ridings**; 272 (-16); \$76,500; Defeated Mark Hensby with eagle on first playoff hole.
- Sept. 2-8 Utah Classic; Willow Creek CC; Sandy, UT; \$425,000; **Arron Oberholser** (2); 202 (-14); \$76,500; Two strokes over Doug Barron and Brian Claar.
- Sept. 9-15 Oregon Classic; Shadow Hills CC; Junction City, OR; \$425,000; **Jason Gore**; 270 (-18); Three strokes over Marco Dawson, Jeff Freeman, Patrick Moore, Arron Oberholser and Tag Ridings.
- Sept. 16-22 Albertsons Boise Open; Hillcrest CC; Boise, ID; \$575,000; **Jason Gore** (2); 273 (-11); \$103,500; Two strokes over Emlyn Aubrey and Barry Cheesman.
- Sept. 23-29 State Farm Open; Empire Lakes GC; Rancho Cucamonga, CA; \$450,000; **Andy Miller**; 272 (-12); \$81,000; Defeated John Restino, Dave Stockton, Jr. and Doug Garwood with a birdie on the first playoff hole.
- Sept. 30-Oct. 6 Bank of America Monterey Peninsula Classic; Bayonet Course; Seaside, CA; \$450,000; **Roland Thatcher**; 283 (-5); \$81,000; Two strokes over Aaron Baddeley.
- Oct. 7-13 Gila River Golf Classic; Whirlwind GC; Chandler, AZ; \$425,000; **David Branshaw**; 262 (-22); \$76,500; Four strokes over Aaron Baddeley and Charles Raulerson.
- Oct. 14-20 Hibernia Southern Open; Southern Trace CC; Shreveport, LA; \$425,000; **David Morland IV**; 197 (-19) \$76,500; Three strokes over Steven Alker and John Morse.
- Oct. 21-27 Tour Championship; Senator Course at Capitol Hill; Prattville, AL; \$600,000; **Patrick Moore** (3); 206 (-10); \$108,000; Two strokes over Steven Alker, Mike Heinen and Jeff Klauk.

2003

- Feb. 27-Mar. 2 Jacob's Creek Open; Kooyonga GC; Adelaide, South Australia; \$614,000; **Joe Ogilvie**; 279 (-5); \$115,007; One stroke over Shane Tait.
- Mar. 6-9 Clearwater Classic; Clearwater CC; Christchurch, New Zealand; \$583,287; **Ryan Palmer**; 271 (-17); \$110,520; Three strokes over Andre Stolz.
- Mar. 27-30 Chitimacha Louisiana Open; Le Triomphe CC; Broussard, LA; \$475,000; **Brett Wetterich**; 264 (-24); \$85,500; Three strokes over Ken Duke.
- Apr. 17-20 First Tee Arkansas Classic; Diamante CC; Hot Springs Village, AR; \$475,000; **Ted Purdy**; 275 (-13); \$85,500; Defeated Chris Tidland with birdie on third playoff hole.
- Apr. 24-27 Rheem Classic; Hardscrabble CC; Fort Smith, AR; \$475,000; **Zach Johnson**; 272 (-8); \$85,500; Defeated Steve Haskins with par on first playoff hole.
- May 1-4 BMW Charity Pro-Am at The Cliffs; Cliffs Valley Course/Keowee Vineyards; Travelers Rest, SC; \$575,000; **Tripp Isenhour**; 269 (-18); \$103,500; Two strokes over Kyle Thompson.
- May 15-18 Virginia Beach Open; TPC of Virginia Beach; Virginia Beach, VA; \$450,000; **Michael Long**; 277 (-11); \$81,000; Two strokes over Vaughn Taylor.
- May 22-25 SAS Carolina Classic; TPC at Wakefield Plantation; Raleigh, NC; \$500,000; **David Morland IV**; 268 (-16); \$90,000; One stroke over Rob Bradley and Vaughn Taylor.
- June 5-8 LaSalle Bank Open; The Glen Club; Glenview, IL; \$500,000; **Andre Stolz**; 271 (-17); \$90,000; Two strokes over Tommy Tolles.
- June 12-15 Northeast Pennsylvania Classic; Glenmaura National GC; Moosic, PA; \$450,000; **Blaine McCallister**; 265 (-19); \$81,000; Three strokes over Bill Glasson.
- June 19-22 Lake Erie Charity Classic at Peek'n Peak Resort; Upper Course; Findley Lake, NY; \$450,000; **Guy Boros**; 275 (-13); \$81,000; One stroke over Chris Couch and Bob Heintz.

- June 26-29 Knoxville Open; Fox Den CC; Knoxville, TN; \$475,000; **Vaughn Taylor**; 268 (-20); \$85,500; Defeated Joe Ogilvie with birdie on first playoff hole.
- July 3-6 Samsung Canadian PGA Championship; DiamondBack GC; Richmond Hill, ON, Canada; \$450,000; **Tom Carter**; 275 (-9); \$81,000; Defeated Jason Bohn with par on first playoff hole.
- July 10-13 The Reese's Cup Classic; Hershey GC (East Course); Hershey, PA; \$450,000; **Joe Ogilvie** (2); 274 (-10); \$81,000; Three strokes over Paul Claxton, Zach Johnson, David McKenzie and Wes Short.
- July 17-20 Henrico County Open; The Dominion Club; Glen Allen, VA; \$450,000; **Mark Hensby**; 268 (-20); \$81,000; Defeated Zach Johnson with birdie on first playoff hole.
- July 24-27 Dayton Open; The GC at Yankee Trace; Centerville, OH; \$450,000; **Guy Boros** (2); 265 (-23); \$81,000; Three strokes over Zach Johnson.

400th Tournament

- July 31-Aug. 3 Chattanooga Classic; Black Creek Club; Chattanooga, TN; \$450,000; **Jason Bohn**; 265 (-23); \$81,000; One stroke over Kyle Thompson.
- Aug. 7-10 Omaha Classic; The Champions Club; Omaha, NE; \$550,000; **Bo Van Pelt**; 262 (-26); \$99,000; Two strokes over Craig Lile.
- Aug. 14-17 Price Cutter Charity Championship; Highland Springs CC; Springfield, MO; \$525,000; **Tom Carter** (2); 267 (-21); \$94,500; One stroke over Roland Thatcher and Doug LaBelle II.
- Aug. 21-24 Preferred Health Systems Wichita Open; Crestview CC; Wichita, KS; \$475,000; **Jeff Klauk**; 265 (-19); \$85,500; One stroke over Mark Hensby and Mike Brisky.
- Aug. 28-31 Alberta Calgary Classic; The Links at GlenEagles; Cochrane, Alberta, Canada; \$450,000; **Tom Carter** (3); 263 (-17); \$81,000; Five strokes over Nick Cassini.
- Sept. 4-7 Envirocare Utah Classic; Willow Creek CC; Sandy, UT; \$450,000; **Zach Johnson** (2); 267 (-21); \$81,000; One stroke over Bobby Gage.
- Sept. 11-14 Oregon Classic; Shadow Hills CC; Junction City, OR; \$450,000; **Chris Couch**; 274 (-14); \$81,000; Defeated Jason Bohn with birdie on first playoff hole.
- Sept. 18-21 Albertsons Boise Open; Hillcrest CC; Boise, ID; \$600,000; **Roger Tambellini**; 267 (-17); \$108,000; Six strokes over Charles Warren and Tripp Isenhour.
- Sept. 25-28 Mark Christopher Charity Classic; Empire Lakes GC; Rancho Cucamonga, CA; \$450,000; **James Oh**; 268 (-16); \$81,000; Defeated Jess Daley with birdie on third playoff hole.
- Oct. 2-5 Monterey Peninsula Classic; Bayonet GC; Seaside, CA; \$450,000; **Scott Gutschewski**; 276 (-12); \$81,000; Four strokes over Michael Allen, Rich Barcelo and Zach Johnson.
- Oct. 9-12 Gila River Golf Classic at Wild Horse Pass Resort; Whirlwind GC (Cattail Course); Chandler, AZ; \$475,000; **Lucas Glover**; 270 (-18); \$85,500; One stroke over John Elliott, Tommy Tolles and Robin Freeman.
- Oct. 16-19 Permian Basin Charity Golf Classic; Midland CC; Midland, TX; \$450,000; **D.J. Brigman**; 272 (-16); \$81,000; One stroke over Jason Dufner, Mark Hensby and Jimmy Walker.
- Oct. 23-26 Miccosukee Championship; Miccosukee G&CC; Miami, FL; \$500,000; **Craig Bowden**; 270 (-14); \$90,000; One stroke over Chris Couch.
- Oct. 30-Nov. 2 Nationwide Tour Championship; Robert Trent Jones Golf Trail (Senator Course at Capitol Hill); Prattville, AL; \$625,000; **Chris Couch** (2); 270 (-18); \$112,500; Three strokes over D.J. Brigman.

2004

- Feb. 5-8 BellSouth Panama Championship; Panama GC; Republica de Panama, Panama; \$500,000; **Jimmy Walker**; 273 (-7); \$90,000; Five strokes over Tom Scherrer.
- Feb. 19-22 Jacob's Creek Open Championship; Kooyonga GC; Adelaide, South Australia; \$771,528; **Euan Walters**; 275 (-9); \$145,587; Five strokes over Wayne Grady, Brendan Jones and Anthony Painter.
- Feb. 26-29 New Zealand PGA Championship; Clearwater Resort; Christchurch, New Zealand; \$730,263; **Gavin Coles**; 282 (-6); \$139,248; Three strokes over Bradley Hughes, Brendan Jones and Bill Lunde.

Tournament Chronology (cont.)

Mar. 25-28	Chitimacha Louisiana Open; Le Triomphe CC; Broussard, LA; \$475,000; Jimmy Walker (2) ; 272 (-16); \$85,500; One stroke over Rick Price.	July 22-25	Samsung Canadian PGA Championship; Whistle Bear GC; Cambridge, ON, Canada; \$450,000; Charles Warren ; 269 (-19); \$81,000; Seven strokes over Dave Christensen and Doug Barron.
Apr. 15-18	First Tee Arkansas Classic; Diamante CC; Hot Springs Village, AR; \$500,000; Daniel Chopra ; 275 (-13); \$90,000; One stroke over John Elliott.	July 29-Aug. 1	Preferred Health Systems Wichita Open; Crestview CC; Wichita, KS; \$475,000; Bradley Hughes ; 270 (-14); \$85,500; Defeated Erik Compton, Scott Harrington and Hunter Haas with a birdie on the first extra hole.
Apr. 22-25	Rheem Classic; Hardscrabble CC; Fort Smith, AR; \$475,000; Franklin Langham ; 265 (-15); \$85,500; Two strokes over Keoke Cotner.	Aug. 5-8	Cox Classic; Champions Run; Omaha, NE; \$600,000; Charles Warren (2) ; 267 (-21); \$108,000; One stroke over John Elliott.
Apr. 29-May 2	BMW Charity Pro-Am at The Cliffs; Cliffs Valley Course/Keowee Vineyards; Travelers Rest, SC; \$600,000; Ryuji Imada ; 270 (-17); \$108,000; Defeated Paul Gow with a birdie on the fifth extra hole.	Aug. 12-15	Price Cutter Charity Championship; Highland Springs CC; Springfield, MO; \$525,000; Brad Ott ; 263 (-25); \$94,500; One stroke over Brandt Snedeker.
May 6-9	Chattanooga Classic; Black Creek Club; Chattanooga, TN; \$450,000; Justin Bolli ; 267 (-21); \$81,000; One stroke over Chris Anderson and Johnson Wagner.	Aug. 19-22	Alberta Classic; Redwood Meadows G&CC; Calgary, Alberta, Canada; \$450,000; David Hearn ; 273 (-15); \$81,000; One stroke over David McKenzie.
May 20-23	Henrico County Open; The Dominion Club; Glen Allen, VA; \$450,000; Daniel Chopra (2) ; 258 (-30); \$81,000; Four strokes over Nathan Green and Franklin Langham.	Aug. 26-29	Envirocare Utah Classic; Willow Creek CC; Sandy, UT; \$450,000; Brett Wetterich ; 272 (-16); \$81,000; One stroke over Ryuji Imada and Franklin Langham.
May 27-30	SAS Carolina Classic; TPC at Wakefield Plantation; Raleigh, NC; \$525,000; Chris Anderson ; 271 (-13); \$94,500; Defeated Brendan Jones, Jason Buha and Paul Gow with a par on the eighth extra hole.	Sept. 9-12	Virginia Beach Open; TPC of Virginia Beach; Virginia Beach, VA; \$450,000; James Driscoll ; 273 (-15); \$81,000; Four strokes over Jason Buha, Kyle Thompson and Jimmy Walker.
June 3-6	Knoxville Open; Fox Den CC; Knoxville, TN; \$475,000; Hunter Haas ; 275 (-13); \$85,500; Defeated Justin Bolli and Shane Bertsch with a birdie on the first playoff hole.	Sept. 16-19	Oregon Classic; Shadow Hills CC; Junction City, OR; \$450,000; Jeff Quinney ; 275 (-13); \$81,000; Three strokes over Barry Cheesman and David McKenzie.
June 10-13	LaSalle Bank Open; The Glen Club; Glenview, IL; \$650,000; Brendan Jones ; 268 (-16); \$117,000; One stroke over D.A. Points.	Sept. 23-26	Albertsons Boise Open; Hillcrest CC; Boise, ID; \$600,000; Scott Gump ; 270 (-14); \$108,000; Two strokes over Jimmy Walker and Michael Long.
June 17-20	Northeast Pennsylvania Classic; Glenmaura National GC; Moosic, PA; \$450,000; D.A. Points ; 270 (-14); \$81,000; Defeated James Driscoll with a par on the first extra hole.	Sept. 30-Oct. 3	Mark Christopher Charity Classic; Empire Lakes GC; Rancho Cucamonga, CA; \$450,000; Scott Dunlap ; 272 (-12); \$81,000; Three strokes over Scott Gutschewski and Bubba Watson.
June 24-27	Lake Erie Charity Classic at Peek'n Peak Resort; Upper Course; Findley Lake, NY; \$450,000; Kevin Stadler ; 279 (-9); \$81,000; Defeated Bubba Watson and Michael Long with a par on the fourth extra hole.	Oct. 7-10	Gila River Golf Classic at Wild Horse Pass Resort; Whirlwind GC (Cattail Course); Chandler, AZ; \$475,000; Chris Nallen ; 264 (-24); \$85,500; Eight strokes over Troy Matteson.
July 1-4	The Reese's Cup Classic; CC of Hershey (East Course); Hershey, PA; \$450,000; Ben Bates ; 278 (-6); \$81,000; Defeated Paul Gow with a par on the eighth playoff hole.	Oct. 14-17	Permian Basin Charity Golf Classic; Midland CC; Midland, TX; \$450,000; Charley Hoffman ; 282 (-6); \$81,000; Defeated Jeff Gove and Craig Lile with a birdie on the third extra hole.
July 8-11	Scholarship America Showdown; Troy Burne GC; Hudson, WI; \$475,000; Kevin Stadler (2) ; 269 (-11); \$85,500; Defeated Kyle Thompson, Chris Tidland and Mathew Goggin with a birdie on the third extra hole.	Oct. 21-24	Miccosukee Championship; Miccosukee G&CC; Miami, FL; \$500,000; D.J. Trahan ; 268 (-16); \$90,000; Two strokes over Nick Watney.
July 15-18	Pete Dye West Virginia Classic; Pete Dye GC; Bridgeport, WV; \$600,000; D.A. Points (2) ; 265 (-23); \$108,000; Five strokes over Nick Cassini.	Oct. 28-31	Nationwide Tour Championship; Robert Trent Jones Golf Trail (Senator Course at Capitol Hill); Prattville, AL; \$625,000; Nick Watney ; 273 (-15); \$112,500; Three strokes over Brett Wetterich.



In only eight events in 2004, **Brendan Jones** had a victory and two runner-up showings. He finished sixth on the final money list.

Nationwide Tour Volunteer and Charity of the Year

Nationwide Tour Charity of the Year

The award is based on nominees submitted by individual tournaments to the PGA TOUR. The Charity of the Year receives \$25,000 from the Nationwide Tour.

1999	Nebraska Children's Home Society	Omaha Classic
2000	St. Joseph's Center	Steamtown Classic
2001	Utah Boys Ranch	Utah Classic
	Boys & Girls Clubs of Metropolitan Phoenix	Gila River Golf Classic at Wild Horse Pass Resort
2002	Various	Lake Erie Charity Classic at Peek'n Peak Resort
2003	Boys & Girls Clubs of the Tennessee Valley	Knoxville Open
2004	Various	Pete Dye West Virginia Classic

Nationwide Tour Volunteer of the Year

The award is based on nominees submitted by individual tournaments to the PGA TOUR. Nationwide Tour events combined have approximately 30,000 volunteers.

1999	Judy Weekley	Ozarks Open
2000	Janet Madlock	Fort Smith Classic
2001	Joe Binsfeld	Gila River Golf Classic at Wild Horse Pass Resort
2003	Terry Mullins	Nationwide Tour Championship
2004	Sam Purdy	Samsung Canadian PGA Championship

Charity: Giving Back...The Heart of the PGA TOUR



Success on the PGA TOUR can be seen in the number of people positively affected by a core mission of the organization: Giving back in the communities where we play.

As the PGA TOUR and its tournaments on all three Tours drive toward \$1 billion in charitable giving by 2006, the commitment is evident from all those involved. Players give freely of their time to support charitable initiatives, both at tournaments and on their own. The vast majority of the 100-plus PGA TOUR tournaments are set up as charitable organizations. Volunteers, numbering more

than 80,000 annually, donate their time to support tournaments in various capacities, allowing for a considerable increase in giving. As a result, the benefit to more than 2,000 charities provides life-altering experiences for many businesses and people in the community.

The beneficiaries come from programs such as Respite Care of San Antonio (Valero Texas Open), Community Schools in Wake County (SAS Championship) and The Boys & Girls Clubs of the Tennessee Valley (Knoxville Open), the 2003 PGA TOUR, Champions Tour and Nationwide Tour Charities of the Year, respectively.

The impact is also made by volunteers such as Bobby Tsumura at the Sony Open in Hawaii, Dick Chesnutt of the SBC Classic and Terry Mullins at the Nationwide Tour Championship, the 2003 PGA TOUR, Champions Tour and Nationwide Tour Volunteers of the Year, respectively.

Tournaments provide the leadership for charitable contributions, led by the EDS Byron Nelson Championship on the PGA TOUR, the Toshiba Senior Classic, 3M Championship and The First Tee Open at Pebble Beach presented by Wal-Mart on the Champions Tour and the BMW Charity Pro-Am at The Cliffs on the Nationwide Tour, which provided the largest donations to charity in 2004 on each Tour.

"Giving back to the communities in which our events are held is at the heart of the PGA TOUR," PGA TOUR Commissioner Tim Finchem said. "It reflects directly on a number of entities, namely tournaments, sponsors, players, volunteers and communities, all working together toward a common goal. Charity is what drives and motivates those involved to make the commitments and sacrifices they do.

"In addition, the individual players add charity dollars at their own charity events and contribute significantly to the overall mix."

Players enthusiastically reach out to help the needy through charitable efforts in their own home communities and across the nation. Phil Mickelson gave more than \$100,000 to The Special Operations Warrior Foundation for the total birdies and eagles he made in 2004. The foundation provides college scholarship grants, based on need, along with financial aid and educational counseling to the children of Special Operations personnel who were killed in an operational mission or training accident. Champions Tour player Allen Doyle contributed \$1.1 million to his alma mater, Norwich University in Vermont, three years after donating his \$1-million Charles Schwab Cup winnings to six charities.

"If you asked me why I did it, there isn't one or two reasons I can put my finger on," Doyle said of his donation to Norwich. "It just feels like the right thing to do."

"This charitable effort is a tribute to the players, the tournaments and to the thousands of volunteers who make TOUR events so successful each year," said Frank Houseman, the president of the PGA TOUR Tournaments Association. "We look forward to continuing these worthy contributions as the PGA TOUR nears the \$1-billion milestone."

Since the first donation of \$10,000 by the Palm Beach Invitational in 1938, the combined charitable effort from all three Tours has reached more than \$900 million. All three Tours contributed in excess of \$80 million to charity in 2004.



In the communities where tournaments take place, giving back remains at the heart of the PGA TOUR.



GOLF 20/20: Vision For the Future



In November 2000, senior members of the golf industry came together at World Golf Village for a conference called GOLF 20/20: Vision for the Future, and embarked on an unprecedented collaborative effort to enhance the future of the game. The spirit of unity was so strong, and the commitment to make a difference so universal, that the decision was made to address some very specific issues and to make GOLF 20/20 an ongoing industry effort.

GOLF 20/20 is a World Golf Foundation initiative that was started with the following stated mission: To align the golf industry behind a plan that addresses the future of golf in a strategic manner, with an emphasis on accelerating growth and participation, and creating new avenues of access into the game. The focus of the conference was not only on participation but also on interest.

Over the past several years a number of research projects have been undertaken, several communications initiatives started, and a variety of programs tested or implemented. The main areas of focus for GOLF 20/20 include the following:

Adult Player Development—The goal of 20/20's adult player development activities is to introduce new adult players into the game, bring former players back to the game and encourage greater levels of play by infrequent golfers. At the 2003 conference, the PGA of America announced an umbrella concept called Play Golf America, under which the industry's major adult development initiatives will fall. This effort commenced in the spring of 2004 and has received unprecedented support from all areas of the golf industry.

Youth Development—In 2001, GOLF 20/20 worked in collaboration with the USGA Foundation to develop the ultimate junior golf Web site, juniorlinks.com, which to date has registered more than 2,000 junior golf programs nationwide, and which continues to provide valuable information to junior golfers, their parents and junior program administrators. In 2003-2004, GOLF 20/20 piloted a new program to introduce golf through elementary schools as part of the physical education curriculum. Successfully tested at 133 schools in eight cities, the program has now evolved underneath The First Tee. During the 2004-2005 school year, The First Tee National School Program is being expanded to include 400 elementary schools, with more aggressive expansion plans for the future.

Communication—On Nov. 15, 2004, GOLF 20/20 relaunched its Web site, golf2020.com, with updated content and, most importantly, a new section that contains best practices relating to the growth of the game. It is our belief that there is no shortage of creative ideas that can enhance a golf facility's ability to generate additional revenue while creating new players or encouraging more frequent play from existing players. There just needs to be one location where those ideas are available, and golf2020.com intends to fill that need. The Web site also contains all GOLF 20/20 research and other information of value to those with an interest in ensuring the future vitality of golf.

Research—To supplement existing information, GOLF 20/20 commissioned in 2001 an unprecedented study of segments within the game, information that was instrumental in formulating strategies. In 2002, two other studies were commissioned. The first revealed that golf is responsible for more than \$3.2 billion being generated for charities in the U.S. each year. The second estimated the total golf economy in this country to be more than \$60 billion annually. In 2003, major research studies were done on frequency of play and minority participation in golf, and all past and ongoing research will be available at golf2020.com.

The GOLF 20/20 Executive Board:

Jim Awtrey, CEO, PGA of America
Joe Louis Barrow, Executive Director, The First Tee
Bob Dedman, Jr., Chairman and CEO, ClubCorp
David Fay, Executive Director, United States Golf Association
Tim Finchem, Commissioner, PGA TOUR
Michael Hughes, Executive Director, National Golf Course Owners Association
Sara Hume, Executive Director, Executive Women's Golf Association
David Manougian, COO, The Golf Channel
Steve Mona, CEO, Golf Course Superintendents Association of America
Jim Nugent, Vice President and Publisher, *GolfWeek*
David Pillsbury, Chief Operating Officer, Golf Course Properties, Inc.
Phil Trailies, CEO, Club Car
Wally Uihlein, President and CEO, Acushnet
Ty Votaw, Commissioner, LPGA

The First Tee



The First Tee, in cooperation with local communities, develops affordable golf-learning facilities that provide young people of all backgrounds an opportunity to develop, through golf and character-education, life-enhancing values such as honesty, integrity and sportsmanship.

Key to The First Tee's success has been the development of The First Tee Life Skills Education, which was created by a team of experts in the field of youth development. Through this Experience, participants learn valuable lessons, such as: the importance of maintaining a positive attitude; how to make decisions by thinking about the possible consequences; how to define and set goals; and how to transfer the inherently positive values of golf from the course to everyday life.

A recent study by the University of Florida and the University of Nevada-Las Vegas showed that The First Tee Life Skills Education is having a positive impact on its participants. Multiple measures of research, including written tests and parental observations, revealed that The First Tee participants improved in their knowledge and use of life skills through exposure to the program. Over 74 percent of the parents whose children participated in The First Tee Life Skills Experience Research observed improvements in their child's communication skills, confidence and display of responsibility. More than half of the parents reported that the Life Skills Education had a positive impact on their child's school grades and social abilities.

In furtherance of its mission to impact the lives of young people, The First Tee has created a Scholars Program that offers leadership scholarships

to qualified participants. The young people who receive the designation of The First Tee Scholar have demonstrated outstanding leadership skills, scholastic achievement and commitment to their Chapters and communities.

The First Tee was established in 1997 with the support of five of the world's leading golf organizations; the PGA of America, the Ladies Professional Golf Association, the PGA TOUR, Augusta National Golf Club and the United States Golf Association.

Through unprecedented support from the golf industry and others, including cities, counties and states that have donated land for the purpose of developing golf learning facilities, The First Tee has opened over 180 facilities worldwide and has touched the lives of more than 400,000 young people since 2000.

The First Tee has a very bright and exciting future. The impact of The First Tee is assured because of the extraordinary commitment of the Chapter volunteers and staff, combined with the local businesses and political leaders in each community who have embraced it.

For more information about The First Tee and how you can get involved, please visit thefirsttee.org.



PGATOURIMAGES.COM

OFFICIAL SOURCE FOR PGA TOUR PHOTOS AND LOGOS

The PGA TOUR's digital asset Web site, pgatourimages.com, presents a broad inventory of player and tournament photography and logos for all Tours, tournaments and Tournament Players Clubs.

Designed for media and commercial use, this site expedites on-line delivery of photos and logos. It is a convenient means for media and clients to review and download player images, tournament scenics or logos. Once you become an approved user, you may review images 24 hours a day. Verification of usage or rights clearance may be necessary but every effort will be made to satisfy your needs.



The site features over 30,000 images and logos including current action and portraits of our active members on the PGA TOUR, Champions Tour and Nationwide Tour. We are adding historic images of great players and golf-related stock photography. Log on and register to become an approved user. A site representative will then contact you.

For information on site access and operation, inquiries about commercial photo sessions or requests for researching our film library.

Photography information:

Deborah Carrillo, (904) 280-2438 or dcarrillo@pgatourhq.com.

Logo Information:

John Rice, (904) 280-2436 or jrice@pgatourhq.com.

PGA TOUR Creative & Photographic Services is located at 13000 Sawgrass Village Circle, Suite 23, Ponte Vedra Beach, FL 32082.

PGA TOUR Productions



PGA TOUR Productions is the television, film and video production company of the PGA TOUR.

With more than 160 hours of PGA TOUR programming appearing on ABC, CBS, NBC, ESPN, USA Network, The Golf Channel and Fox Sports Net, PGA TOUR Productions is the world's leading golf production company. Network shows have included "Young Lions," "PGA TOUR Fore! Kids" and the reality series "PGA TOUR 18: Golf's Ultimate Road Trip." Shows highlighting the PGA TOUR's commitment to "Giving Back" have included "One From the Heart presented by CRESTOR" hosted by actress Sharon Stone.

In addition to its network specials and popular weekly and monthly series, PGA TOUR Productions is an industry leader which also produces award-winning commercial advertising, infomercials and corporate, entertainment and sales videos.

This year, "Inside the PGA TOUR" enters its 21st season, continuing its run as golf's longest-running weekly series. Beginning its fourth year on The Golf Channel, "Inside the PGA TOUR" features player hosts offering their unique "inside" perspective into life on TOUR.

"PGA TOUR Sunday" on the USA Network returns for its third successful season with host Fran Charles, *Golf World's* Tim Rosaforte and player analysts John Cook, Jim Nelford and Phil Blackmar. "PGA TOUR Sunday" is the

only live game-day style studio show leading into the final round of each week's PGA TOUR event. This fast-paced, 60-minute show is produced at PGA TOUR Productions studios and is a perfect blend of golf lifestyle and entertainment where stars become players and players become stars. In 2004, celebrity guests included comedians Ray Romano, Kevin James, Bernie Mac and country singer Phil Vassar. The show also includes analysis, highlights, player features and news live from that week's tournament sites.

In addition, PGA TOUR Productions' studio will once again be the host anchor location for all of USA Network's coverage of 31 early round tournament telecasts.

PGA TOUR Productions serves a worldwide clientele by producing, in conjunction with the networks, international telecasts of PGA TOUR events. The PGA TOUR international feed serves South and Central America, South Africa, Europe and Asia. Telecasts and other programming are distributed to more than 140 countries, translated into 32 languages and available to more than 200 million homes around the world.

PGA TOUR Productions is housed in a 32,000-square-foot digital facility adjacent to the World Golf Hall of Fame, just off Interstate 95 in St. Augustine, FL. Along with the latest in television and communications technology, Productions owns the world's most extensive golf footage archive.



Prize Money Distribution Charts

\$450,000

Position	Prize
1	\$81,000.00
2	48,600.00
3	30,600.00
4	21,600.00
5	18,000.00
6	16,200.00
7	15,075.00
8	13,950.00
9	13,050.00
10	12,150.00
11	11,250.00
12	10,350.00
13	9,450.00
14	8,550.00
15	8,100.00
16	7,650.00
17	7,200.00
18	6,750.00
19	6,300.00
20	5,850.00
21	5,400.00
22	5,040.00
23	4,680.00
24	4,320.00
25	3,960.00
26	3,780.00
27	3,600.00
28	3,420.00
29	3,240.00
30	3,060.00
31	2,970.00
32	2,880.00
33	2,790.00
34	2,700.00
35	2,610.00
36	2,520.00
37	2,430.00
38	2,340.00
39	2,250.00
40	2,160.00
41	2,070.00
42	1,980.00
43	1,890.00
44	1,800.00
45	1,755.00
46	1,710.00
47	1,665.00
48	1,620.00
49	1,597.50
50	1,575.00
51	1,552.50
52	1,530.00
53	1,507.50
54	1,485.00
55	1,462.50
56	1,440.00
57	1,417.50
58	1,395.00
59	1,372.50
60	1,350.00

\$475,000

Position	Prize
1	\$85,500.00
2	51,300.00
3	32,300.00
4	22,800.00
5	19,000.00
6	17,100.00
7	15,912.50
8	14,725.00
9	13,775.00
10	12,825.00
11	11,875.00
12	10,925.00
13	9,975.00
14	9,025.00
15	8,550.00
16	8,075.00
17	7,600.00
18	7,125.00
19	6,650.00
20	6,175.00
21	5,700.00
22	5,320.00
23	4,940.00
24	4,560.00
25	4,180.00
26	3,990.00
27	3,800.00
28	3,610.00
29	3,420.00
30	3,230.00
31	3,135.00
32	3,040.00
33	2,945.00
34	2,850.00
35	2,755.00
36	2,660.00
37	2,565.00
38	2,470.00
39	2,375.00
40	2,280.00
41	2,185.00
42	2,090.00
43	1,995.00
44	1,900.00
45	1,852.50
46	1,805.00
47	1,757.50
48	1,710.00
49	1,686.25
50	1,662.50
51	1,638.75
52	1,615.00
53	1,591.25
54	1,567.50
55	1,543.75
56	1,520.00
57	1,496.25
58	1,472.50
59	1,448.75
60	1,425.00

\$500,000

Position	Prize
1	\$90,000.00
2	54,000.00
3	34,000.00
4	24,000.00
5	20,000.00
6	18,000.00
7	16,750.00
8	15,500.00
9	14,500.00
10	13,500.00
11	12,500.00
12	11,500.00
13	10,500.00
14	9,500.00
15	9,000.00
16	8,500.00
17	8,000.00
18	7,500.00
19	7,000.00
20	6,500.00
21	6,000.00
22	5,600.00
23	5,200.00
24	4,800.00
25	4,400.00
26	4,200.00
27	4,000.00
28	3,800.00
29	3,600.00
30	3,400.00
31	3,300.00
32	3,200.00
33	3,100.00
34	3,000.00
35	2,900.00
36	2,800.00
37	2,700.00
38	2,600.00
39	2,500.00
40	2,400.00
41	2,300.00
42	2,200.00
43	2,100.00
44	2,000.00
45	1,950.00
46	1,900.00
47	1,850.00
48	1,800.00
49	1,775.00
50	1,750.00
51	1,725.00
52	1,700.00
53	1,675.00
54	1,650.00
55	1,625.00
56	1,600.00
57	1,575.00
58	1,550.00
59	1,525.00
60	1,500.00

\$525,000

Position	Prize
1	\$94,500.00
2	56,700.00
3	35,700.00
4	25,200.00
5	21,000.00
6	18,900.00
7	17,587.50
8	16,275.00
9	15,225.00
10	14,175.00
11	13,125.00
12	12,075.00
13	11,025.00
14	9,975.00
15	9,450.00
16	8,925.00
17	8,400.00
18	7,875.00
19	7,350.00
20	6,825.00
21	6,300.00
22	5,880.00
23	5,460.00
24	5,040.00
25	4,620.00
26	4,410.00
27	4,200.00
28	3,990.00
29	3,780.00
30	3,570.00
31	3,465.00
32	3,360.00
33	3,255.00
34	3,150.00
35	3,045.00
36	2,940.00
37	2,835.00
38	2,730.00
39	2,625.00
40	2,520.00
41	2,415.00
42	2,310.00
43	2,205.00
44	2,100.00
45	2,047.50
46	1,995.00
47	1,942.50
48	1,890.00
49	1,863.75
50	1,837.50
51	1,811.25
52	1,785.00
53	1,758.75
54	1,732.50
55	1,706.25
56	1,680.00
57	1,653.75
58	1,627.50
59	1,601.25
60	1,575.00

Prize Money Distribution Charts (cont.)

\$550,000

Position	Prize
1	\$99,000.00
2	59,400.00
3	37,400.00
4	26,400.00
5	22,000.00
6	19,800.00
7	18,425.00
8	17,050.00
9	15,950.00
10	14,850.00
11	13,750.00
12	12,650.00
13	11,550.00
14	10,450.00
15	9,900.00
16	9,350.00
17	8,800.00
18	8,250.00
19	7,700.00
20	7,150.00
21	6,600.00
22	6,160.00
23	5,720.00
24	5,280.00
25	4,840.00
26	4,620.00
27	4,400.00
28	4,180.00
29	3,960.00
30	3,740.00
31	3,630.00
32	3,520.00
33	3,410.00
34	3,300.00
35	3,190.00
36	3,080.00
37	2,970.00
38	2,860.00
39	2,750.00
40	2,640.00
41	2,530.00
42	2,420.00
43	2,310.00
44	2,200.00
45	2,145.00
46	2,090.00
47	2,035.00
48	1,980.00
49	1,952.50
50	1,925.00
51	1,897.50
52	1,870.00
53	1,842.50
54	1,815.00
55	1,787.50
56	1,760.00
57	1,732.50
58	1,705.00
59	1,677.50
60	1,650.00

\$600,000

Position	Prize
1	\$108,000.00
2	64,800.00
3	40,800.00
4	28,800.00
5	24,000.00
6	21,600.00
7	20,100.00
8	18,600.00
9	17,400.00
10	16,200.00
11	15,000.00
12	13,800.00
13	12,600.00
14	11,400.00
15	10,800.00
16	10,200.00
17	9,600.00
18	9,000.00
19	8,400.00
20	7,800.00
21	7,200.00
22	6,720.00
23	6,240.00
24	5,760.00
25	5,280.00
26	5,040.00
27	4,800.00
28	4,560.00
29	4,320.00
30	4,080.00
31	3,960.00
32	3,840.00
33	3,720.00
34	3,600.00
35	3,480.00
36	3,360.00
37	3,240.00
38	3,120.00
39	3,000.00
40	2,880.00
41	2,760.00
42	2,640.00
43	2,520.00
44	2,400.00
45	2,340.00
46	2,280.00
47	2,220.00
48	2,160.00
49	2,130.00
50	2,100.00
51	2,070.00
52	2,040.00
53	2,010.00
54	1,980.00
55	1,950.00
56	1,920.00
57	1,890.00
58	1,860.00
59	1,830.00
60	1,800.00

\$625,000

Position	Prize
1	\$112,500.00
2	67,500.00
3	42,500.00
4	30,000.00
5	25,000.00
6	22,500.00
7	20,937.50
8	19,375.00
9	18,125.00
10	16,875.00
11	15,625.00
12	14,375.00
13	13,125.00
14	11,875.00
15	11,250.00
16	10,625.00
17	10,000.00
18	9,375.00
19	8,750.00
20	8,125.00
21	7,500.00
22	7,000.00
23	6,500.00
24	6,000.00
25	5,500.00
26	5,250.00
27	5,000.00
28	4,750.00
29	4,500.00
30	4,250.00
31	4,125.00
32	4,000.00
33	3,875.00
34	3,750.00
35	3,625.00
36	3,500.00
37	3,375.00
38	3,250.00
39	3,125.00
40	3,000.00
41	2,875.00
42	2,750.00
43	2,625.00
44	2,500.00
45	2,437.50
46	2,375.00
47	2,312.50
48	2,250.00
49	2,218.75
50	2,187.50
51	2,156.25
52	2,125.00
53	2,093.75
54	2,062.50
55	2,031.25
56	2,000.00
57	1,968.75
58	1,937.50
59	1,906.25
60	1,875.00

\$650,000

Position	Prize
1	\$117,000.00
2	70,200.00
3	44,200.00
4	31,200.00
5	26,000.00
6	23,400.00
7	21,775.00
8	20,150.00
9	18,850.00
10	17,550.00
11	16,250.00
12	14,950.00
13	13,650.00
14	12,350.00
15	11,700.00
16	11,050.00
17	10,400.00
18	9,750.00
19	9,100.00
20	8,450.00
21	7,800.00
22	7,280.00
23	6,760.00
24	6,240.00
25	5,720.00
26	5,460.00
27	5,200.00
28	4,940.00
29	4,680.00
30	4,420.00
31	4,290.00
32	4,160.00
33	4,030.00
34	3,900.00
35	3,770.00
36	3,640.00
37	3,510.00
38	3,380.00
39	3,250.00
40	3,120.00
41	2,990.00
42	2,860.00
43	2,730.00
44	2,600.00
45	2,535.00
46	2,470.00
47	2,405.00
48	2,340.00
49	2,307.50
50	2,275.00
51	2,242.50
52	2,210.00
53	2,177.50
54	2,145.00
55	2,112.50
56	2,080.00
57	2,047.50
58	2,015.00
59	1,982.50
60	1,950.00

Regulations – Media

The following regulations are to be followed by *all* members of the media:

1. A daily decal is necessary to walk inside the gallery ropes. All members of the media with such decal must remain not more than an arm's length from the ropes, so as to blend into the gallery and appear to be a part of the gallery at all times.
2. Players are not to be distracted during play. Do not interview players or ask them to pose for photographs during their rounds.
3. Do not interview players or ask them to pose for photographs during their practice sessions before a round, except by prior arrangement with the player.
4. If an interview is to be conducted in the practice areas, either the range or the putting green, it must be done by prior arrangement with the player, up against the ropes and not in the middle of the areas where it could be distracting to other players.
5. Do not disturb players at their 18th green and/or scoring tent until after they have checked, signed and returned their scorecards. Media are not allowed in the scoring tent.

Working Press Regulations

To avoid embarrassment to you and distraction to the contestants:

1. Do not walk or stand in playing areas.
2. Follow directions of marshals and other officials.
3. Do not interview during play. The leading players each day — and others requested — will be interviewed following their rounds in the Press Room interview area.

Tape Recorder Regulations

1. All tape recorder and/or video recorder work should be done in the proximity of the Press Room and/or clubhouse.
2. Tape recorders and/or video recorders are not permitted in the locker room.

3. Tape recorders and/or video recorders are not permitted within the playing area of the golf course unless written permission has been granted from PGA TOUR.

Weather Delay Guidelines

1. During weather-delay situations, no one other than players and essential staff will be permitted in the locker room. This means the media are not permitted in the locker room in such situations. However, whenever possible, arrangements will be made to provide players for interviews during such situations.
2. Fully accredited members of the news media will be welcome in the locker room at all other times to carry out their assigned duties. (Note: Cameras and tape recorders are not permitted in the locker room.) The media person set forth below and the News Agency set forth below shall jointly and severally indemnify, defend and hold the Event, its host organizations and PGA TOUR and their respective officers, agents, representatives, successors and assigns harmless from and against any and all expenses, lawsuits, damages, costs and liabilities (including reasonable attorney's fees and expenses) incurred by, arising from, or in connection with, any actions of the media person set forth below. The credentialed entity assumes all risk and danger incidental to the game of golf and releases PGA TOUR, Inc.-sanctioned tournaments and competitions and their host sites, title sponsors, host organizations, PGA TOUR, Inc., participating players, and all agents thereof from any and all liabilities resulting from such cases. The holders of the media credential grant permission to PGA TOUR, Inc., to utilize the holders' images or likenesses incidental to any live or recorded television or other transmission or reproduction in whole or in part of any PGA TOUR event they attend.

PGA TOUR MAY REVOKE CREDENTIALS AT ANY TIME FOR ANY REASON INCLUDING VIOLATIONS OF ANY OF THE FOREGOING REGULATIONS.

Regulations – On-Line Services

Media credentials will be issued only to personnel on assignment from recognized golf or legitimate news Internet sites, as determined by PGA TOUR in its sole discretion. Coverage obtained in accordance with these regulations can only be used on the credentialed website. Individuals representing multiple interests (such as a recognized golf magazine and an internet site) must agree to be bound by all applicable media regulations. PGA TOUR retains exclusive media rights (including but not limited to network, cable, Internet, home video) to all events on the PGA TOUR, Champions Tour and Nationwide Tour. No audio or video coverage of any of the event competition is permitted without the prior written consent of PGA TOUR. All other audio and video coverage must comply with the regulations below. Scores and statistics may be distributed only in accordance with these regulations.

1. Coverage must be part of the news portion of the Internet site identified below (the "Credentialed Site") and must not purport to be live, play-by-play or real-time coverage from the course.
2. Audio and video coverage shall be limited to those areas designated by the PGA TOUR (e.g., press room, media center and interview room) and shall not contain video footage or audio call of tournament play. Requests for expanded coverage must be submitted in writing to PGA TOUR for PGA TOUR's prior approval.
3. Audio or video coverage from PGA TOUR-designated areas shall not be in excess of three minutes per day from each (and six minutes total for all three)
4. Audio and video coverage shall not be made available on the Credentialed Site until that day's live or tape-delayed coverage by the television network is concluded and shall not be used for any purpose after 48 hours following the conclusion of the applicable tournament.
5. As the exclusive rights holder, PGA TOUR is the absolute owner of all video footage shot and audio recorded at the tournament site (golf action or other footage) and may request copies of any footage shot or audio recorded at PGA TOUR, Champions Tour and Nationwide Tour events. Such footage and audio will be provided electronically to PGA TOUR immediately upon request.
6. Scoring and statistical information may only appear in the editorial news portion of the Credentialed Site and may be provided no sooner than 30 minutes after the actual occurrence of the shots, or after the time such information is legally available as public information if sooner than thirty minutes after the actual occurrence of the shots. Scoring and statistical information may not be archived on the Credentialed Site and cannot be used for any purpose

after 48 hours following the conclusion of the applicable tournament unless such information is legally available as public information.

7. No coverage, including, without limitation, scoring information, or statistical information, video coverage and audio coverage may be used by, sold, given, distributed or otherwise transferred to any party other than the Credentialed Site in any manner whatsoever, without the prior written consent of PGA TOUR.
8. Photographic images of PGA TOUR, Champions Tour and Nationwide Tour players may be used on the Credentialed Site for legitimate news coverage only, and may be used together with news stories during the day's play, so long as such photographs are not used with other real-time or near-real-time information to create a "shot-by-shot" account of the day's play. Commercial exploitation of these images without written consent of the players and PGA TOUR is prohibited.
9. The Credentialed Site has rights only with respect to website media and has no rights with respect to any other media (including, without limitation, cellular or wireless devices) without the prior approval of the PGA TOUR. The media person set forth below and the Internet Site set forth below shall jointly and severally indemnify, defend and hold the Event, its host organizations and PGA TOUR and their respective officers, agents, representatives, successors and assigns harmless from and against any and all expenses, lawsuits, damages, costs and liabilities (including reasonable attorney's fees and expenses) incurred by, arising from, or in connection with, any actions of the media person set forth below. The credentialed entity assumes all risk and danger incidental to the game of golf and releases PGA TOUR, Inc.-sanctioned tournaments and competitions and their host sites, title sponsors, host organizations, PGA TOUR, Inc., participating players, and all agents thereof from any and all liabilities resulting from such cases. The holders of the media credential grant permission to PGA TOUR, Inc., to utilize the holders' images or likenesses incidental to any live or recorded television or other transmission or reproduction in whole or in part of any PGA TOUR event they attend.

PGA TOUR MAY REVOKE CREDENTIALS AT ANY TIME FOR ANY REASON INCLUDING VIOLATIONS OF ANY OF THE FOREGOING REGULATIONS.

Regulations – Photography

Photo credentials will be issued only to personnel on assignment from recognized and accredited publications or news services. Requests for photo credentials must be made by the appropriate news agency, not by the photographer. The credentialed entity has rights only with respect to photography and has no rights with respect to any other media without obtaining the proper and valid credentials for such media. Photographic likenesses of PGA TOUR, Champions Tour and Nationwide Tour players and tournament courses may be used only by the news agency which the photographer represents for legitimate news coverage only and such use shall be limited to a period of thirty (30) days immediately following the conclusion of the respective tournament. Any other use must be approved in advance in writing by the PGA TOUR. Photographs taken hereunder may not be archived nor sold nor distributed in any manner without PGA TOUR's prior approval. Photographs taken at any PGA TOUR, Champions Tour or Nationwide Tour tournament may not be sold or commercially exploited in any manner without the prior written consent of the PGA TOUR and the applicable course(s) and player(s). Credentialed photographers will receive one of two types of photo credentials. A limited number of inside the rope photo credentials will be issued daily by the PGA TOUR Media Official on site and will permit the wearer access inside the ropes. Photographers who do not have an inside the ropes photo credential must stay outside the gallery ropes but are still required to check in with the on-site PGA TOUR Media Official to receive the proper outside the ropes photo credential. Photographic assistants will not be issued photo credentials of any type. Cameras must have **at least a 300mm lens**, and may be used only by accredited media representatives who have been issued photo credentials, and such use is subject to the following conditions:

1. Photographers with inside the ropes photo credentials must stay within one arm's length of the ropes at all time. Photographers without inside the ropes photo credentials are not permitted inside the ropes at any time.
2. Photographers are not permitted on the teeing ground, as determined by PGA TOUR.
3. The use of carts is prohibited at all times.

4. Photographers must not position themselves in the line of play. If requested to move by a player, his caddie or an official, the photographer will do so without delay or discussion.
5. No photograph shall be taken until a player has completed his stroke.
6. Players should not be asked to pose during a round.
7. Noise-free equipment must be used at all times.
8. Cameras are not permitted in the scoring tent or in the locker rooms.
9. The credentialed entity has rights only with respect to photography and has no rights with respect to any other media without obtaining the proper and valid credentials for such media. The Photographer set forth below and the News Agency set forth below shall jointly and severally indemnify, defend and hold the Event, its host organization and PGA TOUR and their respective officers, agents, representatives, successors and assigns harmless from and against any and all expenses, lawsuits, damages, costs and liabilities (including reasonable attorneys fees and expenses) incurred by, arising from, or in connection with, any actions of the Photographer set forth below or the use of any photographs other than as set forth in these Photography Regulations. The credentialed entity assumes all risk and danger incidental to the game of golf and releases PGA TOUR, Inc.-sanctioned tournaments and competitions and their host sites, title sponsors, host organizations, PGA TOUR, Inc., participating players, and all agents thereof from any and all liabilities resulting from such cases. The holders of the media credential grant permission to PGA TOUR, Inc., to utilize the holders' images or likenesses incidental to any live or recorded television or other transmission or reproduction in whole or in part of any PGA TOUR event they attend.

PGA TOUR MAY REVOKE CREDENTIALS AT ANY TIME FOR ANY REASON INCLUDING VIOLATIONS OF ANY OF THE FOREGOING REGULATIONS.

Regulations – Print

Media credentials will be issued only to personnel on assignment from recognized and accredited publications, as determined by PGA TOUR in its sole discretion. Individuals representing multiple interests (such as a recognized golf magazine and an Internet site) must agree to be bound by all applicable media regulations. PGA TOUR retains exclusive media rights to all events on the PGA TOUR, Champions Tour and Nationwide Tour.

1. Only personnel with appropriate credentials will be permitted into the media center and locker room areas.
2. Tape recorders are not permitted in the locker room.
3. Players shall not be interviewed during play or after the round until the player has signed his scorecard.
4. Coverage shall be only for the News Agency set forth below and may not be sold or distributed to any other entity or party.
5. The use of golf carts is prohibited at all times.
6. Only personnel with appropriate credentials will be allowed inside the gallery ropes, and they must stay within one arm's length of the ropes at all times. All support personnel must remain outside the ropes.

7. The credentialed entity has rights only with respect to print publication media and has no rights with respect to any other media without obtaining the proper and valid credentials for such media. The media person set forth below and the News Agency set forth below shall jointly and severally indemnify, defend and hold the Event, its host organizations and PGA TOUR and their respective officers, agents, representatives, successors and assigns harmless from and against any and all expenses, lawsuits, damages, costs and liabilities (including reasonable attorney's fees and expenses) incurred by, arising from, or in connection with, any actions of the media person set forth below. The credentialed entity assumes all risk and danger incidental to the game of golf and releases PGA TOUR, Inc.-sanctioned tournaments and competitions and their host sites, title sponsors, host organizations, PGA TOUR, Inc., participating players, and all agents thereof from any and all liabilities resulting from such cases. The holders of the media credential grant permission to PGA TOUR, Inc., to utilize the holders' images or likenesses incidental to any live or recorded television or other transmission or reproduction in whole or in part of any PGA TOUR event they attend.

PGA TOUR MAY REVOKE CREDENTIALS AT ANY TIME FOR ANY REASON INCLUDING VIOLATIONS OF ANY OF THE FOREGOING REGULATIONS.

Regulations – Radio

PGA TOUR retains exclusive media rights (including, but not limited to, broadcast, cable, home video, Internet) to all events on the PGA TOUR, Champions Tour and Nationwide Tour. No live or tape-delayed broadcast of any portion of any PGA TOUR, Champions Tour or Nationwide Tour event is permitted without the prior written consent of PGA TOUR. All radio media are permitted to broadcast highlights coverage of such events only under the following conditions, unless otherwise approved in writing by PGA TOUR:

1. Coverage shall not be in excess of three minutes of highlights per day and may not purport to be live, play-by-play coverage from the course.
2. All highlights coverage must be part of regularly scheduled news programs and may not be broadcast after 48 hours from the conclusion of the applicable tournament.
3. Live coverage or reporting in excess of three minutes per day from a tournament site, including, without limitation, the course, media center, press room and interview room, is prohibited without the prior approval of PGA TOUR.
4. As the exclusive rightsholder, PGA TOUR may request copies of any coverage of PGA TOUR, Champions Tour and Nationwide Tour events. Such coverage will be provided to PGA TOUR upon request (PGA TOUR will pay industry standard copying and shipping costs).
5. The use of golf carts is prohibited at all times.
6. Only personnel with appropriate credentials will be permitted into the media center and locker room areas.
7. Tape recorders are not permitted in the locker room.

8. Radio broadcasters are not permitted inside the gallery ropes at any time.
9. Broadcasters are not permitted to talk to players during play or after the round until the player has signed his scorecard.
10. Broadcasters shall not sell or distribute any highlights coverage to any third party without PGA TOUR's prior approval.
11. The credentialed entity has rights only with respect to radio broadcast and has no rights with respect to any other media (including, without limitation, audio via the Internet) without obtaining the proper and valid credentials for such media. The media person set forth below and the News Agency set forth below shall jointly and severally indemnify, defend and hold the Event, its host organizations and PGA TOUR and their respective officers, agents, representatives, successors and assigns harmless from and against any and all expenses, lawsuits, damages, costs and liabilities (including reasonable attorney's fees and expenses) incurred by, arising from, or in connection with, any actions of the media person set forth below. The credentialed entity assumes all risk and danger incidental to the game of golf and releases PGA TOUR, Inc.-sanctioned tournaments and competitions and their host sites, title sponsors, host organizations, PGA TOUR, Inc., participating players, and all agents thereof from any and all liabilities resulting from such cases. The holders of the media credential grant permission to PGA TOUR, Inc., to utilize the holders' images or likenesses incidental to any live or recorded television or other transmission or reproduction in whole or in part of any PGA TOUR event they attend.

PGA TOUR MAY REVOKE CREDENTIALS AT ANY TIME FOR ANY REASON INCLUDING VIOLATIONS OF ANY OF THE FOREGOING REGULATIONS.

Regulations – Television

PGA TOUR retains exclusive media rights (including, but not limited to, broadcast, cable, home video, Internet) to all events on the PGA TOUR, Champions Tour and Nationwide Tour. No live or tape-delayed broadcast of any portion of any PGA TOUR, Champions Tour or Nationwide Tour event is permitted without the prior written consent of PGA TOUR. Coverage obtained by the credentialed entity below in accordance with these regulations can only be used by the credentialed entity for its television coverage and only with respect to television media. The credentialed entity has no rights with respect to any other media without obtaining the proper and valid credentials for such media. All television media are permitted to broadcast highlights coverage of such events only under the following conditions unless otherwise approved in writing by PGA TOUR:

1. Televised coverage shall not be in excess of three minutes of highlights daily from each TOUR (and six minutes total for all three TOURS) and may not purport to be live, play-by-play coverage from the course. Requests for expanded coverage must be submitted in writing to PGA TOUR.
2. All highlights coverage must be part of regularly scheduled news programs. Highlights may not be sold, distributed, syndicated or provided in any manner to any other entity.
3. Highlights from any day's play may not be broadcast or used for any other purpose after 48 hours following the conclusion of the applicable tournament.
4. No action footage of any day's play may be broadcast until that day's live or tape-delayed coverage by the television network is concluded.
5. Live coverage or reporting in excess of three minutes per day from a tournament site, including, without limitation, the course, media center, press room and interview room, is prohibited without the prior approval of PGA TOUR.
6. No footage may be used in any commercial manner or sold, distributed, syndicated or provided to any other broadcast entity or agency.

7. As the exclusive rights holder, PGA TOUR is the absolute owner of all footage shot at the tournament site (golf action or other footage) and may request copies of any footage shot at PGA TOUR, Champions Tour and Nationwide Tour events. Such footage will be provided to PGA TOUR upon request (PGA TOUR will pay industry standard copying and shipping costs).
8. The use of golf carts is prohibited at all times.
9. Only personnel with appropriate credentials will be allowed inside the gallery ropes, and they must stay within one arm's length of the ropes at all times. All support personnel must remain outside the ropes.
10. All uses of footage hereunder shall be made with a courtesy credit to PGA TOUR. The media person set forth below and the News Agency set forth below shall jointly and severally indemnify, defend and hold the Event, its host organizations and PGA TOUR and their respective officers, agents, representatives, successors and assigns harmless from and against any and all expenses, lawsuits, damages, costs and liabilities (including reasonable attorney's fees and expenses) incurred by, arising from, or in connection with, any actions of the media person set forth below. The credentialed entity assumes all risk and danger incidental to the game of golf and releases PGA TOUR, Inc.-sanctioned tournaments and competitions and their host sites, title sponsors, host organizations, PGA TOUR, Inc., participating players, and all agents thereof from any and all liabilities resulting from such cases. The holders of the media credential grant permission to PGA TOUR, Inc., to utilize the holders' images or likenesses incidental to any live or recorded television or other transmission or reproduction in whole or in part of any PGA TOUR event they attend.

PGA TOUR MAY REVOKE CREDENTIALS AT ANY TIME FOR ANY REASON INCLUDING VIOLATIONS OF ANY OF THE FOREGOING REGULATIONS.

Tournament Players Clubs

Tournament Players Club



The PGA TOUR's Tournament Players Club network has maintained a reputation for operating high-quality clubs since its inception 24 years ago. The TPC network continues to grow, with more than 30 facilities currently open or under construction.

TPCs encompass all forms of golf-related operations—resort facilities, corporate/private membership clubs and daily fee courses—and, as such, PGA TOUR Golf Course Properties, Inc. is able to match the type of facility with the demands of each market in which a club operates.

The network represents the highest standard in the golf course industry, commensurate with the members of the organization it represents, the players of the PGA TOUR. Each Tournament Players Club embodies the trademark of excellence first established with the flagship TPC at Sawgrass, which opened its world-famous Stadium Course in the fall of 1980 in Ponte Vedra Beach, FL. This commitment to overall excellence serves as the foundation for the network's overall success.

The TPC network was born through former PGA TOUR Commissioner Deane Beman's desire to provide TOUR players with quality golf courses that also would offer spectators enhanced viewing areas. Beman also reasoned that development of quality facilities would alleviate the TOUR's dependency on the television dollar, while providing rent-free venues for tournaments.

The savings in rent, in turn, would generate both increased purses and greater charitable contributions by the tournaments held at TPCs.

The TPC at Sawgrass was the first Tournament Players Club to hold a PGA TOUR event, becoming the permanent home of THE PLAYERS Championship in 1982. In 2004, 16 tournaments were conducted on TPC courses, bringing the total number of PGA TOUR, Champions Tour and Nationwide Tour events held at TPC facilities to 236.

Many of the top golf course architects are connected with Tournament Players Club projects, including Pete Dye, Tom Fazio, Arnold Palmer, Jack Nicklaus, Gary Player, Arthur Hills, Jay Morrish, Tom Weiskopf, Greg Norman, Bob Von Hagge and D.A. Weibring. The Tournament Players Club of Boston, which opened in 2002, was the fourth TPC course designed by Palmer Course Design Co. Weiskopf has designed his second TPC course for the new Tournament Players Club at Craig Ranch near Dallas, TX, which opened in the fall of 2004.

Moreover, in recognizing the importance of player input for tournament courses, TOUR members have served as design consultants, working closely with the lead architect. Mark O'Meara, for instance, served as the player design consultant on the Tournament Players Club at Valencia (CA), which opened in June 2003, while Steve Elkington was the player consultant and Kelly Gibson the associate player consultant working with architect Pete Dye on the Tournament Players Club of Louisiana in New Orleans, which opened in April 2004.

Tournament Players Club Network

	Club	General Manager	Architect	Consultant	Tournament
1.	TPC at Sawgrass Ponte Vedra Beach, FL	Bill Dettlaff	Pete Dye	—	THE PLAYERS Championship (PGA TOUR)
2.	TPC at Eagle Trace Coral Springs, FL	—	Arthur Hills	—	—
3.	TPC at River Highlands Cromwell, CT	Bill Whaley	Pete Dye/ DSI*	Howard Twitty/ Roger Maltbie	Buick Championship (PGA TOUR)
4.	TPC at Prestancia Sarasota, FL	Robert Norton	Ron Garl Von Hagge & Devlin	Mike Souchak	—
5.	TPC at Avenel Potomac, MD	Mike Sullivan	Ault, Clark & Associates	Ed Sneed	Booz Allen Classic (2006) (PGA TOUR)
6.	TPC of Scottsdale Scottsdale, AZ	Bill Grove	Jay Morrish/ Tom Weiskopf	Jim Colbert/ Howard Twitty	FBR Open (PGA TOUR)
7.	TPC at Southwind Memphis, TN	Blaine Merritt	Ron Prichard	Hubert Green/ Fuzzy Zoeller	FedEx St. Jude Classic (PGA TOUR)
8.	TPC at Piper Glen Charlotte, NC	Ronnie Parker	Arnold Palmer	—	—
9.	TPC of Michigan Dearborn, MI	Brad Williams	Jack Nicklaus	—	Ford Senior Players Championship (Champions Tour)
10.	TPC of Tampa Bay Lutz, FL	Brady Boyd	DSI*	Chi Chi Rodriguez	Outback Steakhouse Pro-Am (Champions Tour)
11.	TPC at Summerlin Las Vegas, NV	Chuck Bombard	DSI*	Fuzzy Zoeller	Michelin Championship at Las Vegas (PGA TOUR)
12.	TPC at Heron Bay Coral Springs, FL	TBA	Mark McCumber	—	—
13.	TPC at The Canyons Las Vegas, NV	Dan Hammell	DSI*	Raymond Floyd	Michelin Championship at Las Vegas (PGA TOUR)

Tournament Players Club Network (cont.)

	Club	General Manager	Architect	Consultant	Tournament
14.	TPC at Sugarloaf Duluth, GA	Doug Meredith	Greg Norman	—	BellSouth Classic (PGA TOUR)
15.	TPC at Jasna Polana Princeton, NJ	John Buser	Gary Player	—	—
16.	TPC of Myrtle Beach Murrell's Inlet, SC	Rick Shoemaker	Tom Fazio	Lanny Wadkins	—
17.	TPC of Virginia Beach Virginia Beach, VA	Chris Coleman	Pete Dye	Curtis Strange	Virginia Beach Open (Nationwide Tour)
18.	TPC at Deere Run Silvis, IL	Kirk Deneke	D.A. Weibring/DSI*	—	John Deere Classic (PGA TOUR)
19.	TPC of the Twin Cities Blaine, MN	Alan Cull	Arnold Palmer	Tom Lehman	3M Championship (Champions Tour)
20.	TPC at Wakefield Plantation Raleigh, NC	Todd Harbour	Hale Irwin	—	Carolina Classic (Nationwide Tour)
21.	TPC at River's Bend Maineville, OH	Chris Wood	Arnold Palmer	—	—
22.	TPC of Boston Norton, MA	Jim O'Mara	Arnold Palmer	—	Deutsche Bank Championship (PGA TOUR)
23.	TPC at Valencia Valencia, CA	Perry Dickey	DSI*	Mark O'Meara	—
24.	TPC of Louisiana New Orleans, LA	Bill Delayo	Pete Dye	Steve Elkington Kelly Gibson (Assoc.)	Zurich Classic of New Orleans (PGA TOUR) (2005)
25.	TPC at Craig Ranch Dallas, TX	Bill Hughes	Tom Weiskopf	D.A. Weibring	—
26.	TPC at Treviso Bay (2006) Naples, FL	—	Arthur Hills	Hal Sutton	—

Tournament Players Courses (Licensed Facilities — 4)

1.	TPC Four Seasons Resort Las Colinas Irving, TX		Jay Morrish	Ben Crenshaw/ Byron Nelson	EDS Byron Nelson Championship (PGA TOUR)
2.	TPC at PGA West La Quinta, CA		Pete Dye	—	—
3.	TPC at Snoqualmie Ridge Snoqualmie Ridge, WA		Jack Nicklaus	—	Greater Seattle Champions Classic (Champions Tour)
4.	TPC of Cancun (2006) Cancun, Mexico		Tom Fazio	Nick Price	—

Other PGA TOUR Licensed Golf Properties (3)

1.	Golf Club of Jacksonville Jacksonville, FL	Ian Nicoll			
2.	Colbert Hills** Manhattan, KS	David Gourlay			
3.	Falconhead Golf Club*** Austin, TX	Jimmy Terry			

* PGA TOUR Design Services, Inc.

** A PGA TOUR Preferred Collegiate Golf Course

*** A PGA TOUR Signature Series Golf Course

ShotLink



The PGA TOUR has collaborated with IBM, the TOUR's Official Worldwide Information Technology Partner, on the PGA TOUR ShotLink System. The ShotLink System is a revolutionary platform for collecting and disseminating scoring and statistical data on every shot by every player in real-time during every tournament round. This data asset creates improved live coverage and more meaningful analysis. The new data creates great potential to enhance entertainment and image of the sport across all platforms.

The development of ShotLink started in 1997 when the TOUR decided to update its current scoring system, which was based on 1987 technology. The TOUR, in conjunction with IBM, conducted an extensive review process to formulate its strategy for the development and implementation of ShotLink. Following an evaluation of more than 30 companies, additional technology and implementation partners were identified: Information and Display Systems (IDS), Palm, Electronic Arts, Daktronics and two mapping vendors: GeoGolf and Geodetic Services. IBM provided overall project management, consulting services and server and networking technologies. ShotLink was introduced during the 2001 Buick Classic and represents the TOUR's scoring system for the future.

The accumulation, packaging and presentation of expanded shot and course information provides the basis for numerous fan enhancements. Current uses of ShotLink data include:

- Enhanced graphics and statistics in television broadcasts
- Expanded information and statistics for use by media
- Powering on-site and PGATOUR.COM tournament leaderboards
- Providing on-site media and hospitality access to live tournament information through Tournament Tracker, developed by IBM

- Powering PGA TOUR Mobile Link, the PGA TOUR's wireless application for use on PDAs and cell phones (available on PGATOUR.COM)
- Powering the TOURCast application on PGATOUR.COM, which launched in 2003
- Analysis of how each golf course is played to assist in course setup and in design changes

In addition to current uses, ShotLink provides unlimited potential to develop fan enhancements and products over the next several years, including:

- Enhanced and interactive television
- On-site wireless and kiosk applications for tournament patrons
- Internet, PC and console games
- Increased data mining to create more interesting entertainment and insights of how the game is played across all platforms

Besides fan enhancements, ShotLink creates an ongoing historical archive of statistical information. This information is available to players through the PGA TOUR Links program, also built by IBM.

The ShotLink data is collected by volunteers utilizing a combination of Palm handheld devices and laser range finders. Each week a team of approximately 350 volunteers dedicate approximately three man years of effort to perform this data collection. In the course of the entire season, more than 10,000 volunteers contribute to the success of this program.

PGA TOUR Wives Association, Inc.



PGA TOUR Wives Association, Inc. is a Florida not-for-profit corporation organized to render support for and provide assistance to needy children and their families through the means of charitable events. The Association is comprised of the wives of professional golfers on the PGA TOUR and Nationwide Tour, as well as individuals and corporations that support the PGA TOUR Wives

Association, Inc.'s many charitable endeavors.

Since its incorporation in 1988, the PGA TOUR Wives Association, Inc. has supported children's charities across the country by raising money for child-related charities and given much back to the game of golf through personal and monetary contributions. In addition to the funds that are raised, the wives visit different charities in the communities where golf tournaments are held, spending time and playing with children supported by the charities.

The PGA TOUR Wives Association, Inc. conducts numerous fundraisers to support its charities. These include tasting events, concerts, live and silent auctions and other activities.

The Association's favorite (and longest-running) fundraiser is the biennial TOUR Wives Golf Classic, a nine-hole tournament where the wives play golf and their husbands caddie. The TOUR Wives Golf Classic, first played in 1987, has been held at different courses around the country.

While its membership varies from year to year, the commitment of the PGA TOUR Wives Association, Inc. to making a difference in the lives of needy children stands strong. The Association's dedicated members, past and present, have reached deep into their resources to balance the demands of family, work and travel and have given generously of themselves to realize their ideals. For information regarding the PGA TOUR Wives Association, please contact Sara Moores at the PGA TOUR.

Weather Guidelines

The PGA TOUR Policy Board has approved these guidelines for use by tournament officials in case of bad weather:

- 1) Every effort should be made to finish each round as scheduled.
- 2) When unplayable conditions occur, play will be suspended. Play will resume when conditions improve, even when that round cannot be completed that day.
 - a) Where daylight permits, play may resume the following day, to include completion of the next scheduled round.
 - b) Where daylight does not permit, the suspended round may be completed the next day. Thus, one round might be completed over a two-day period, depending on how many players had played from the starting tee(s).
- 3) When the first or second or both rounds are canceled or suspended beyond the second scheduled day, with only one day remaining, every reasonable effort will be made to complete the next scheduled round (first round, or in the event it is the completion of the second round and daylight and conditions permit, determine the cut and complete the final round).
- 4) In the event of a suspension during the final round, with the exception of the Nationwide Tour Championship, the round will be canceled if more than half of the field cannot complete the round. If more than half the field completes the round, play should be temporarily suspended and completed

when conditions permit. No completion should extend past Monday. In no situation would play resume in order to have at least half the field complete play on Sunday so that play may be extended to Monday.

- 5) For the Nationwide Tour Championship, play may be extended to Monday at the discretion of the Tournament Director if golf course conditions and weather permit. In the event of a suspension during a final round being played on Monday, when at least half the field has completed play, the final round will be completed when conditions permit, but no later than Tuesday. In no situation would play resume in order to have at least half the field complete play on Monday so that play may be extended to Tuesday.

Suspension of Play Due to Dangerous Situations

Play may be suspended for such dangerous situations as lightning, tornadoes, etc. If the players in a match or group are between two holes, they must not resume play until the Rules Committee so orders. Players who are playing a hole must discontinue immediately and not resume play until the Committee orders. The penalty for breach of this condition is disqualification.

All practice areas shall be closed during a suspension for a dangerous situation until the PGA TOUR Rules Committee has declared them open for use. Players who disregard such closing shall be subject to disciplinary action.

One prolonged siren or horn note signals suspension for a dangerous situation. Several short intermittent horn or siren notes signal all other types of suspension.

World Golf Foundation

WORLD GOLF FOUNDATION

World Golf Foundation, a not-for-profit, 501(c)(3) organization, was created in 1994 to unite the golf industry and those who love the game. The board supports initiatives that promote, enhance the growth of, and provide access to the game of golf, while preserving golf's traditional values and passing them on to others.

There are four initiatives under the umbrella of the World Golf Foundation: the World Golf Hall of Fame, The First Tee, GOLF 20/20: Vision for the Future and the National Minority Golf Foundation. Each initiative has its own mission to enhance the game of golf's history, present and future.

World Golf Hall of Fame—Conceptualized in the late 1980s and open since 1998, it is committed to preserving golf's rich heritage, honoring the great players and contributors to the sport and setting the stage for future generations to learn about and enjoy the game. Members are honored in the 75,000 square-foot museum located at the World Golf Village in St. Augustine, FL.

The First Tee—Announced in November of 1997, The First Tee is dedicated to providing affordable access to golf and strives to instill in young people life-

enhancing values such as honesty, integrity, sportsmanship and respect. These values are seamlessly taught through The First Tee Life Skills & Golf Experience, one of the unique features that differentiates The First Tee from many other successful junior golf programs. The intent is to offer opportunities for improvement in the quality of life and create a platform where children can increase their potential for success. The First Tee partners with local not-for-profit entities and municipalities to form The First Tee Chapters, which are responsible for developing The First Tee golf-learning facilities. Currently, there are more than 135 open facilities spanning 40 states and two continents, including programs in Canada and Singapore.

GOLF 20/20: Vision for the Future—Initiated in 1999, it is devoted to aligning the golf industry behind a plan that addresses the future of golf in a strategic manner, with an emphasis on accelerating growth and participation and creating new avenues of access into the game.

National Minority Golf Foundation—Coming under the World Golf Foundation umbrella in 2001, it is primarily focused on developing career opportunities in golf for minorities.



World Golf Hall of Fame



Open since 1998, the World Golf Hall of Fame is the ultimate destination for the celebration and recognition of golf's greatest players and contributors and serves as an inspiration to golfers and fans worldwide. Supported by all of the world's leading golf organizations, the Hall of Fame combines historic artifacts and personal memorabilia with interactive exhibits to tell the stories of the Hall of Fame members and the history of the game. The World Golf Hall of Fame is located at World Golf Village in St. Augustine, FL.

The Museum

Guests of the World Golf Hall of Fame will be greeted with the fascinating and comprehensive tale of golf's history and its development from the cradle in Scotland through its growth to the far reaches of the world. An exhibit in this area focuses on the role of The Royal & Ancient, the history of the British Open, golf's longest-running major, and the Royal & Ancient Golf Club of St. Andrews.

The Hall of Fame members' stories are referenced throughout the museum, though their true home is in the center of the museum, Shell Hall, named for the Hall of Fame's founding partner, Shell Oil Company. An extraordinary 150-foot "Wall of Fame" donning hand-crafted bronze relief plaques of each member extends an entire wall, representing the current 104 members. And, guests can search for statistics, sound bites, photographs and video clips in a comprehensive database developed by technology partner IBM.

As a fitting tribute to the highest achievement in golf, significant tournament trophies, including men's and women's majors, are artfully displayed in the Hall of Fame Tower. A locker room showcases memorabilia from many of the members, and guests have the opportunity to sink a long putt on a modern tournament-style putting green under the lights and cameras of a Shell's Wonderful World of Golf match. Video is featured throughout the museum, including the multi-screen experience called "Spirit of the Game" and a theater offering great championship moment highlights.



Jack Peter
Senior Vice President and
Chief Operating Officer,
World Golf Hall of Fame

Special Exhibits

The World Golf Hall of Fame opens various temporary exhibits throughout the year, many featuring its members. A major exhibit opens each spring, during THE PLAYERS Championship, and at each year's Fall Induction Ceremony, when special displays highlighting the current year's class are unveiled.

Avenues for Induction

There are five avenues for a player or contributor to enter the World Golf Hall of Fame: PGA TOUR/Champions Tour ballot, International ballot, LPGA Point System, Lifetime Achievement category and Veteran's category.

Various criteria is set up for players to be eligible for the PGA TOUR/Champions Tour and International ballots, including an age requirement of at least 40 years old and a necessary performance that includes a substantial amount of regular tournament victories and majors.

The LPGA Point System requires a player to be an active member of the LPGA Tour for 10 years and to have won either an LPGA major tournament, Vare Trophy or Rolex Player of the Year honors, plus a number of other tournament victories.

Nominations for the Lifetime Achievement category are made by the international voting body members. The category is designed for any male or female supporter of the sport whose primary role in the game has come outside the playing arena. The World Golf Foundation Board of Directors' Selection Committee decides this category each year.

Any male or female professional or amateur who played the bulk of his/her career before 1974 and may not have received proper recognition is eligible for selection through the Veteran's category. The World Golf Foundation Board of Directors' Selection Committee also determines this category each year.

Founding Partner

As sole founding partner of World Golf Hall of Fame, Shell Oil Company provides financial support to the World Golf Foundation and supports its charitable initiatives aimed at introducing golf to young people, thereby promoting scholastic achievement, community service and those values intrinsic to the game of golf.

World Golf Hall of Fame Supporting Organizations

American Junior Golf Association
American Society of Golf Course Architects
Asian Tour
Augusta National Golf Club
Champions Tour
Champions Tour Tournament Association
Club Managers Association of America
Golf Course Builders Association of America
Golf Course Superintendents Association of America
Golf Writers Association of America
International Association of Golf Administrators
Japan Golf Tour Organization
Ladies Professional Golf Association

LPGA Tournament Sponsors Association
National Golf Course Owners Association
National Golf Foundation
Nationwide Tour
PGA of America
PGA European Tour
PGA TOUR
PGA Tour of Australasia
PGA TOUR Tournaments Association
Royal & Ancient Golf Club of St. Andrews
Royal Canadian Golf Association
Sunshine Tour
United States Golf Association

World Golf Hall of Fame Members (by year)

Via the former World Golf Hall of Fame in Pinehurst, NC

Willie Anderson (1975)
Tommy Armour (1976)
John Ball (1977)
Jim Barnes (1989)
Patty Berg (1974)
Julius Boros (1982)
Pat Bradley (1991)
James Braid (1976)
William C. Campbell (1990)
Dorothy Campbell Hurd Howe (1978)
JoAnne Carner (1985)
Billy Casper (1978)
Harry Cooper (1992)
Fred Corcoran (1975)
Henry Cotton (1980)
Bing Crosby (1978)
Jimmy Demaret (1983)
Roberto De Vicenzo (1989)
Joseph C. Dey (1975)
Chick Evans (1975)
Raymond Floyd (1989)
Herb Graffis (1977)
Ralph Guldahl (1981)
Walter Hagen (1974)

Bob Harlow (1988)
Sandra Haynie (1977)
Harold Hilton (1978)
Ben Hogan (1974)
Bob Hope (1983)
Hale Irwin (1992)
Betty Jameson (1974)
Robert Trent Jones, Sr. (1987)
Robert Tyre Jones, Jr. (1974)
Betsy King (1995)
Lawson Little (1980)
Gene Littler (1990)
Bobby Locke (1977)
Nancy Lopez (1989)
Carol Mann (1977)
Cary Middlecoff (1986)
Tom Morris, Jr. (1975)
Tom Morris, Sr. (1976)
Byron Nelson (1974)
Jack Nicklaus (1974)
Francis Ouimet (1974)
Arnold Palmer (1974)
Gary Player (1974)
Betsy Rawls (1987)

Clifford Roberts (1978)
Chi Chi Rodriguez (1992)
Donald Ross (1977)
Paul Runyan (1990)
Gene Sarazen (1974)
Patty Sheehan (1993)
Dinah Shore (1994)
Horton Smith (1990)
Sam Snead (1974)
Louise Suggs (1979)
J. H. Taylor (1975)
Peter Thomson (1988)
Jerry Travers (1976)
Walter Travis (1979)
Lee Trevino (1981)
Richard Tufts (1992)
Harry Vardon (1974)
Glenna Collette Vare (1975)
Tom Watson (1988)
Joyce Wethered (1975)
Kathy Whitworth (1982)
Mickey Wright (1976)
Babe Zaharias (1974)

Inducted into the World Golf Hall of Fame in St. Augustine, FL

Class of 1998

Nick Faldo
Johnny Miller

Class of 1999

Amy Alcott
Seve Ballesteros
Lloyd Mangrum

Class of 2000

Deane Beman
Sir Michael Bonallack
Neil Coles
Beth Daniel
John Jacobs
Judy Rankin
Juli Inkster
Jack Burke, Jr.

Class of 2001

Judy Bell
Donna Caponi
Greg Norman
Allan Robertson
Karsten Solheim
Payne Stewart

Class of 2002

Tommy Bolt
Ben Crenshaw
Marlene Hagge
Tony Jacklin
Harvey Penick

Class of 2003

Leo Diegel
Hisako "Chako" Higuchi
Nick Price
Annika Sorenstam

Class of 2004

Isao Aoki
Tom Kite
Charlie Sifford
Marlene Stewart Streit



The 150-foot "Wall of Fame" shows hand-crafted bronze relief plaques of each member.

World Golf Hall of Fame Members

Includes induction year, in brackets, birthplace and birth and death dates, in parentheses:

Amy Alcott [1999]

Kansas City, Missouri (Feb. 22, 1956-)
Captured the 1973 USGA Girls Junior as an amateur. Turned pro in 1975 and claimed 29 LPGA titles including five major championships.

Willie Anderson [1975]

Nothe Berwick, Scotland (1878-Oct. 25, 1910)
Emigrated to U.S. at 15 and dominated early American golf. Won U.S. Open four times between 1901-1905. Has 11 top-5s in the national championship.

Isao Aoki [2004]

Abiko, Chiba, Japan (Aug. 31, 1942-)
First Japanese player to triumph on the PGA TOUR. Owns 73 titles worldwide on six Tours. Hole-out for eagle won him 1983 Hawaiian Open.

Tommy Armour [1976]

Edinburgh, Scotland (Sept. 24, 1894-Sept. 12, 1968)
1894 - 1968
One of golf's most respected instructors and players. Won the U.S. Open, Western Open, PGA Championship and the British Open. Nicknamed the 'Silver Scot.'

John Ball [1977]

Hoylake, England (Dec. 24, 1861-Dec. 2 1940)
Considered England's greatest amateur. Compiled eight British Amateur titles. Became the first Englishman and amateur to win the British Open.

Severiano Ballesteros [1997]

Pedrena, Spain (April 9, 1957-)
Won first of three British Opens at age 22. Added a pair of Masters titles in 1980 and 1983. Played on eight Ryder Cup teams.

Jim Barnes [1989]

Lelant, Cornwall, England (1886-March 25, 1966)
Englishman came to the U.S. at age 19. Won era's major tournaments at least once between 1916-1925: Western Open, PGA Championship, U.S. Open and the British Open.

Judy Bell [2001]

Wichita, Kansas (Sept. 23, 1936-)
First woman elected USGA President. Member of USGA Women's and Executive Committees. Impressive amateur record included three straight Kansas State Amateurs.

Deane Beman [2000]

Washington, D.C. (April 22, 1938-)
PGA TOUR Commissioner 1974-1994. Created Champions Tour, Nationwide Tour and stadium golf concept. Won two U.S. Amateurs, a British Amateur and four PGA TOUR events.

Patty Berg [1974]

Minneapolis, Minnesota (Feb. 3, 1918-)
Claimed 28 amateur titles and won the first U.S. Women's Open. 60 career wins including LPGA record 15 majors. An original LPGA founder.

Tommy Bolt [2002]

Haworth, Oklahoma (March 31, 1918-)
Won 1950 U.S. Open at age 40. Captured 12 senior titles in the U.S. and Australia. A Champions Tour founding member. Well known for personality and flair.

Sir Michael Bonallack [2000]

Chigwell, Essex, England (Dec. 31, 1934-)
Former Secretary of the Royal & Ancient Golf Club of St. Andrews. Won five British Amateurs and five English Amateurs between 1961 and 1970. Competed in nine Walker Cups.

Julius Boros [1982]

Fairfield, Connecticut (March 3, 1920-May 28, 1994)
Won two U.S. Opens and, at age 48, PGA Championship. Named PGA Player of the Year in 1952.

Pat Bradley [1991]

Westford, Massachusetts (March 24, 1951-)
Amassed 31 career LPGA victories including six majors. Winner of career Grand Slam, two Player of the Year Awards and two Vare Trophies.

James Braid [1976]

Earlsferry, Fifeshire, Scotland (Feb. 6, 1870-Nov. 27, 1950)
Member of The Great Triumvirate with Harry Vardon and J.H. Taylor. Won five British Opens in 10 years. Known as Britain's professional match-play champion.

Jack Burke, Jr. [2000]

Fort Worth, Texas (Jan. 29, 1930-)
Five-time U.S. Ryder Cup member. Captured 17 career titles, including 1956 Masters and PGA Championship. Won four straight tournaments in 1952.

William Campbell [1990]

Huntington, West Virginia (May 23, 1923-)
Qualified for 37 U.S. Amateurs, winning in 1964. Two-time U.S. Senior Amateur champion. Eight-time Walker Cup member. USGA President 1982-85.

Donna Caponi [2001]

Detroit, Michigan (Jan. 29, 1945-)
First win came at 1969 U.S. Women's Open. 24 LPGA titles include four majors. Won 10 times in two years beginning in 1980.

JoAnne Gunderson Carner [1985]

Kirkland, Washington (April 4, 1939-)
Owns more than 40 career victories. Won five U.S. Women's Amateurs and two U.S. Women's Opens. Vare Trophy winner 1981-1983. Three-time LPGA Player of the Year.

Billy Casper [1978]

San Diego, California (June 24, 1931-)
Winner of 60 titles, including three PGA TOUR majors. Claimed five Vardon Trophies. Eight-time Ryder Cup member. Won 1966 U.S. Open playoff after seven-shot comeback.

Neil Coles [2000]

London, England (Sept. 26, 1934-)
Claimed 22 PGA European Tour victories and twice led its money list. Eight-time Ryder Cup member. Pioneered formation of the PGA European Tour.

Harry Cooper [1992]

Leatherhead, England (Aug. 4, 1904-Oct. 17, 2000)
"Lighthorse Harry" won 31 professional tournaments from 1926-1942. Won nine times in 1937. Winner of first Vardon Trophy.

Fred Corcoran [1975]

Cambridge, Massachusetts (April 4, 1905-June 23, 1977)
Instrumental in forming the LPGA Tour, World Cup and Golf Writers Association of America. PGA Tournament manager from 1936-1947. More than doubled the number of Tour events.

Henry Cotton [1980]

Holmes Chapel, Cheshire, England (Jan. 28, 1907-Dec. 22, 1987)
Dominated European professional golf from mid-1930s to early-1950s. Captured 14 national championships in that span, including three British Opens.

World Golf Hall of Fame Members (cont.)

Ben Crenshaw [2002]

Austin, Texas (Jan. 11, 1952-)
 Completed 17 PGA TOUR victories, including two Masters. Captained victorious 1999 U.S. Ryder Cup team. Won three straight individual NCAA crowns at University of Texas.

Bing Crosby [1978]

Tacoma, Washington (May 2, 1904-Oct. 14, 1977)
 Crooner's golf interest began as pre-teen caddie. Formed 1937 pro-am at Pebble Beach. "The Clam Bake" remains a top PGA TOUR event.

Beth Daniel [1999]

Charleston, South Carolina (Oct. 14, 1956-)
 Counts 1990 LPGA Championship among 32 LPGA titles. Claimed Player of the Year and Vare Trophy on three occasions. U.S. Women's Amateur champ in 1975 and 1977.

Jimmy Demaret [1983]

Houston, Texas (May 24, 1910-Dec. 28, 1983)
 Colorful and popular golf figure won 1940 Masters after becoming a nightclub singer. Added Green Jackets in 1947 and 1950 following action in Navy during WW II.

Roberto De Vicenzo [1989]

Buenos Aires, Argentina (April 14, 1923-)
 Turned pro at 15 and won more than 200 tournaments worldwide. Has eight PGA TOUR titles and the 1967 British Open. Won inaugural U.S. Senior Open.

Joseph C. Dey [1975]

Norfolk, Virginia (Nov. 17, 1907-March 3, 1991)
 USGA's Executive Secretary for 34 years and the first PGA TOUR Commissioner. Second American to captain at the R&A.

Leo Diegel [2003]

Detroit, Michigan (April 27, 1899-May 8, 1951)
 Member of first four Ryder Cup teams from 1927-1933. Won consecutive PGA Championships in 1928 and 1929. 29 career titles include four Canadian Opens.

Chick Evans [1975]

Indianapolis, Indiana (July 8, 1890-Nov. 6, 1979)
 First player to win U.S. Open and U.S. Amateur in same year (1916). Played U.S. Amateur regularly from 1907-1962, winning twice. Established Evans Scholars Foundation for caddies, affiliated with Western Open.

Nick Faldo [1997]

Welwyn Garden City, Hertfordshire, England (July 18, 1957-)
 Won more than 40 worldwide tournaments, including three British Opens and three Masters. Competed in 11 Ryder Cups. First international player named PGA of America Player of the Year.

Raymond Floyd [1989]

Fort Bragg, North Carolina (Sept. 4, 1942-)
 Owner of more than 35 combined PGA TOUR and Champions Tour titles. Won 1986 U.S. Open at age 43 to claim fourth major.

Herb Graffis [1977]

Logansport, Indiana (May 31, 1893-Feb. 13, 1989)
 Journalist contributed widely to golf's growth. Founding member of the Golf Writers Association of America and co-formed National Golf Foundation.

Ralph Guldahl [1981]

Dallas, Texas (Nov. 22, 1911-June 11, 1987)
 Among few players to win successive U.S. Opens (1937-1938). Also won three consecutive Western Opens and the 1939 Masters.

Walter Hagen [1974]

Rochester, New York (Dec. 21, 1892-Oct. 5, 1969)
 First professional to make a living playing golf. Captained first six American Ryder Cup teams. Won two U.S. Opens, four British Opens and five PGAs.

Marlene Bauer Hagge [2002]

Eureka, South Dakota (Feb. 16, 1934-)
 Founding member of the LPGA. Claimed first USGA Girls Junior in 1949. Youngest player to win an LPGA event. Resume includes 25 professional victories.

Bob Harlow [1988]

Newburyport, Massachusetts (Oct. 21, 1899-Nov. 15, 1954)
 Founded *Golf World*. Managed Walter Hagen and Joe Kirkwood and arranged exhibitions for both. Served as PGA tournament manager from 1930-1935.

Sandra Haynie [1977]

Fort Worth, Texas (June 4, 1943-)
 Won 39 tournaments in 16 years, including the U.S. Women's Open and the LPGA Championship in 1974. Captured the 1958 and 1959 Texas Women's Amateur.

Hisako "Chako" Higuchi [2003]

Kawagoe City, Saitama Prefecture, Japan (Oct. 13, 1945-)
 Charter member of the LPGA of Japan. Counts 1977 LPGA Championship among her 72 worldwide victories. One of Japan's most successful athletes.

Harold Hilton [1978]

West Kirby, England (Jan. 14, 1869-March 5, 1942)
 Four-time British Amateur champion and two-time British Open winner. First Englishman to win the U.S. Amateur in 1911.

Ben Hogan [1974]

Dublin, Texas (Aug. 13, 1912-July 29, 1997)
 Claimed three majors prior to life-threatening auto accident in 1949. Returned to win three U.S. Opens, two Masters and a British Open. Owns 64 titles worldwide.

Bob Hope [1983]

Eltham, England (May 29, 1903-July 27, 2003)
 Revered personality united golf, entertainment and politics. This Presidential playing partner's namesake tournament was among first to make significant charitable donations.

Dorothy Campbell Hurd Howe [1978]

Edinburgh, Scotland (March 24, 1883-March 20, 1945)
 Winner of more than 750 matches worldwide. Won British Ladies Championship twice and U.S. Women's Amateur thrice.

Juli Inkster [2000]

Santa Cruz, California (June 24, 1960-)
 Career highlighted by 26 LPGA wins, including six majors. Won three consecutive U.S. Women's Amateurs. Competed on 1982 U.S. Curtis Cup Team.

Hale Irwin [1992]

Joplin, Missouri (June 3, 1945-)
 Claimed three U.S. Opens and 17 other PGA TOUR titles. Dominated Champions Tour 1997-99, winning 21 times, and is the Champions Tour's all-time victories leader. Won 1967 NCAA Championship.

Tony Jacklin [2002]

Scunthorpe, England (July 7, 1944-)
 Won 1969 British Open. 1970 U.S. Open saw him become first British player to win event in 50 years. Captained victorious Ryder Cup teams in 1985, 1987 and 1989.

World Golf Hall of Fame Members (cont.)

John Jacobs [2000]

Lindrick, Yorkshire, England (March 14, 1925-)
Co-founder of the PGA European Tour. Played on 1955 Ryder Cup Team. Was captain in 1979 and 1981. Pioneer of Europe's approach to modern game.

Betty Jameson [1974]

Norman, Oklahoma (May 19, 1919-)
Winner of Southern Amateur, two U.S. Women's Amateurs and two Western Amateurs. Captured 1942 Western Open and 1947 U.S. Women's Open as amateur. Founding LPGA member.

Robert Trent Jones, Sr. [1987]

Ince, Lancashire, England (June 20, 1906-June 14, 2000)
Most prolific golf course architect of modern era. Notable courses include Peachtree, Spyglass Hill, Firestone South, Sotogrande and the New Course at Ballybunion.

Bobby Jones [1974]

Atlanta, Georgia (March 17, 1902-Dec. 18, 1971)
Won 1930 Grand Slam, then promptly retired from competitive golf. His five U.S. Amateurs, four U.S. Opens, three British Opens and British Amateur came in eight years. Established Augusta National Golf Club and the Masters.

Betsy King [1995]

Reading, Pennsylvania (Aug. 13, 1955-)
34 career victories, including six majors. Won three tournaments in 1984 and was leading money winner and Player of the Year.

Tom Kite [2004]

Austin, Texas (Dec. 9, 1949-)
Won 18 PGA TOUR titles and 1992 U.S. Open. Played in seven Ryder Cups and captained 1997 U.S. Team. Two-time Vardon Trophy winner. Co-NCAA champ in 1972.

Bernhard Langer [2002]

Anhausen, Germany (Aug. 27, 1957-)
Most accomplished German golfer with more than 50 worldwide victories. Two-time Masters winner. Won German National Open record 12 times. Competed in 10 Ryder Cups.

Lawson Little [1980]

Newport, Rhode Island (June 23, 1910-Feb. 1, 1968)
Captured both U.S. and British Amateurs in 1934 and '35. Won seven events as a pro, including 1940 U.S. Open.

Gene Littler [1990]

San Diego, California (July 21, 1930-)
First PGA win came in 1954 as amateur. 37 total career titles. Won 1953 U.S. Amateur and 1961 U.S. Open.

Bobby Locke [1977]

Germiston, Transvaal, South Africa (Nov. 20, 1917-March 9, 1987)
Won both South African Amateur and Open by age 18. Captured four British Opens between 1949 and 1957. Retired with more than 80 victories worldwide.

Nancy Lopez [1989]

Torrance, California (Jan. 6, 1957-)
Won nine times in rookie year, including five consecutive. Named Rookie of the Year and Player of the Year in 1978. Amassed more than 50 career victories.

Lloyd Mangrum [1998]

Trenton, Texas (Aug. 1, 1914-Nov. 17, 1973)
Captured more than 50 titles, including 1946 U.S. Open. Five-time Ryder Cup member and twice a captain. Won Vardon Trophy in 1951 and 1953.

Carol Mann [1977]

Buffalo, New York (Feb. 3, 1941-)
Earned 38 career victories with two majors. Amassed 10 titles and won Vare Trophy in 1968. Only player to make Women's Western Open first LPGA title. Former LPGA President.

Cary Middlecoff [1986]

Halls, Tennessee (Jan. 6, 1921-Sept. 1, 1998)
First amateur to win the North and South Open. 37 career victories included 1949 and 1956 U.S. Open and 1955 Masters.

Johnny Miller [1996]

San Francisco, California (April 29, 1947-)
Dominated international golf in 1970s. Won 20 tournaments in six years. Final-round 63 secured 1973 U.S. Open. Won 1976 British Open and totaled 25 PGA TOUR titles.

Tom Morris, Jr. [1975]

St. Andrews, Scotland (April 1851-Dec. 25, 1875)
Won first tournament by age 16. Won first British Open at age 18 in 1868. Only player to claim four consecutive British Opens.

Tom Morris, Sr. [1976]

St. Andrews, Scotland (June 16, 1821-May 24, 1908)
Most revered figure in Scottish golf history. Career greenskeeper captured four British Opens. Designed legendary courses Lahinch, Muirfield and Royal County Down.

Byron Nelson [1974]

Long Branch, Texas (Feb. 4, 1912-)
Best remembered for 1945 record season, when he won 19 tournaments, including 11 consecutively. 52 career titles include two Masters, two PGAs and a U.S. Open.

Jack Nicklaus [1974]

Columbus, Ohio (January 21, 1940-)
Arguably best golfer of modern era. Amassed 20 major championship victories (pro and amateur). Has more than 100 victories around the world. One of five players to win career Grand Slam.

Greg Norman [2001]

Mt. Isa, Queensland, Australia (February 10, 1955-)
Winner of three Arnold Palmer Awards and three Vardon Trophies. Owns nearly 90 titles worldwide. British Open winner in 1986 and 1993.

Francis Ouimet [1974]

Brookline, Massachusetts (May 8, 1893-Sept. 2, 1967)
Brought golf to new levels in America. Former caddie defeated heralded British professionals Harry Vardon and Ted Ray at 1913 U.S. Open. Two-time U.S. Amateur champ.

Arnold Palmer [1974]

Latrobe, Pennsylvania (Sept. 10, 1929-)
Game's most charismatic player. Generated unprecedented interest in the game. 80-plus professional victories include four Masters, two British Opens and a U.S. Open.

Harvey Penick [2002]

Austin, Texas (Oct. 23, 1904-April 2, 1995)
One of game's greatest teachers. Pupils included Tom Kite, Ben Crenshaw and Kathy Whitworth. Led University of Texas to 20 Southwest Conference titles and 19 individual crowns.

Gary Player [1974]

Johannesburg, South Africa (Nov. 1, 1935-)
Victories number more than 120 worldwide. Winner of career Grand Slam. Rigorous fitness program helped him win in five different decades. Global ambassador for golf.

World Golf Hall of Fame Members (cont.)

Nick Price [2003]

Durban, South Africa (Jan. 28, 1957-)
Dominated international golf in the early 1990s. Has more than 40 tournament wins worldwide. 1994 season saw him win six times, including the British Open and PGA Championship.

Judy Rankin [2000]

St. Louis, Missouri (Feb. 18, 1945-)
Winner of 26 LPGA events. Two-time Player of the Year and three-time Vare Trophy winner. Former LPGA President and U.S. Solheim Cup captain.

Betsy Rawls [1987]

Spartanburg, South Carolina (May 4, 1928-)
Counts eight majors among 55 career LPGA victories. First player to win U.S. Women's Open four times. Claimed 1959 Vare Trophy. Former LPGA President.

Clifford Roberts [1978]

Morning Sun, Iowa (March 6, 1894-Sept. 29, 1977)
Co-founded Augusta National Golf Club. Chairman of the Masters from its 1934 inception until his death in 1977.

Allan Robertson [2001]

St. Andrews, Scotland (Sept. 11, 1815-Sept. 1, 1859)
Credited as game's first professional. First to break 80 on The Old Course at St. Andrews, shooting a 79 in 1858. Known as a premier feather ball maker.

Chi Chi Rodriguez [1992]

Rio Piedras, Puerto Rico (Oct. 23, 1935-)
Owns more than 30 career titles. Two-time Byron Nelson Award winner as Champions Tour scoring leader. Arnold Palmer Award winner in 1987.

Donald Ross [1977]

Dornoch, Scotland (Nov. 23, 1872-April 26, 1948)
Premier golf course architect in America during early 20th century. Directed over 500 design projects, including Pinehurst No. 2, Oak Hill, Inverness and Oakland Hills.

Paul Runyan [1990]

Hot Springs, Arkansas (July 12, 1908-March 17, 2002)
Won over 50 professional tournaments, including 16 in two years. Leading money winner in 1933 and 1934. Two-time PGA Championship winner.

Gene Sarazen [1974]

Harrison, New York (Feb. 27, 1902-May 3, 1999)
First golfer to win all four major championships. Has seven majors in all. Remembered for 1935 Masters win that featured double-eagle on No. 15. Invented sand wedge.

Patty Sheehan [1993]

Middlebury, Vermont (Oct. 27, 1956-)
First to capture the U.S. and British Women's Opens in same year. Won 35 tournaments, including six majors. 1983 Player of the Year. Winner of 1984 Vare Trophy.

Dinah Shore [1994]

Winchester, Tennessee (Feb. 29, 1916-Feb. 24, 1994)
Famed entertainer became celebrity host of the Colgate-Dinah Shore Winners Circle. Her support of women's golf was critical to LPGA Tour's growth.

Charlie Sifford [2004]

Kingwood, Texas (June 2, 1922-)
First African-American to play full time on PGA TOUR, winning twice. Claimed 1975 Senior PGA Championship. Original member of the Champions Tour in 1980.

Horton Smith [1990]

Detroit, Michigan (May 22, 1908-Oct. 15, 1963)
Burst onto professional golf scene in 1929, winning eight times and finishing second four times. Claimed two Masters titles, including inaugural 1934 tournament.

Sam Snead [1974]

Hot Springs, Virginia (May 27, 1912-May 23, 2002)
PGA TOUR's career victory leader with 82 victories. Winner of three PGA Championships and Masters and one British Open. Eight-time Ryder Cup member.

Karsten Solheim [2001]

Bergen, Norway (Sept. 15, 1911-Feb. 16, 2000)
Initially known for PING putter. Developed concepts of heel-toe weighting and perimeter weighting. Founded The Solheim Cup to advance international women's golf.

Annika Sörenstam [2003]

Stockholm, Sweden (Oct. 10, 1970-)
Won more than 50 LPGA titles, including 11 in 2002. Captured career Grand Slam in 2003. Multiple Player of the Year and Vare Trophy winner. Shot a 59 in 2001.

Payne Stewart [2001]

Springfield, Missouri (Jan. 30, 1957-Oct. 25, 1999)
Won 11 PGA TOUR events and 18 victories worldwide. Claimed the 1989 PGA Championship and the 1991 and 1999 U.S. Opens. Five-time U.S. Ryder Cup member.

Marlene Stewart Streit [2004]

Cereal, Alberta, Canada (March 9, 1934-)
Only golfer to have won Australian, British, Canadian and U.S. Women's Amateur championships. Owns 11 Canadian Ladies Open Amateurs, nine Canadian Ladies Close Amateurs.

Louise Suggs [1979]

Lithia Springs, Georgia (Sept. 7, 1923-)
50 professional victories include two U.S. Women's Opens, one LPGA Championship and four Titleholders. LPGA Founder and former President.

J. H. Taylor [1975]

Northam, North Devon, England (March 18, 1871-Feb. 10, 1963)
Member of "Great Triumvirate" that dominated golf at the turn of the 20th century. Five-time British Open winner. Founded first professional golfers' association.

Peter Thomson [1998]

Melbourne, Australia (Aug. 23, 1929-)
Captured five British Opens between 1954 and 1965. Won 11 Champions Tour titles and 1988 British Seniors Championship. Three-time International Team Presidents Cup captain.

Jerry Travers [1976]

New York, New York (May 19, 1887-March 29, 1951)
From 1906-1915, won five Metropolitan Opens, four U.S. Amateurs and was second amateur to win U.S. Open.

Walter Travis [1979]

Malden, Victoria, Australia (Jan. 10, 1862-July 31, 1927)
Three-time U.S. Amateur champ and six-time medalist. First foreigner to capture the British Amateur. Founder and editor of American Golfer.

Lee Trevino [1981]

Dallas, Texas (Dec. 1, 1939-)
Career victories totaled nearly 80, including six majors. Played on six Ryder Cups. Champions Tour career saw him win 29 times, three Jack Nicklaus Trophies, two Arnold Palmer Awards.

World Golf Hall of Fame Members (cont.)

Richard Tufts [1992]

Medford, Massachusetts (March 16, 1896-Dec. 17, 1980)
Managed Pinehurst Resort from 1930s to 1960s. Helped introduce modern handicap system, standardized course setup and worked to unify the Rules of Golf.

Harry Vardon [1974]

Grouville, Isle of Jersey, England (May 9, 1870-March 20, 1937)
Revolutionized and dominated the game for 25 years. Won a record six British Opens and a U.S. Open. Popularized the overlapping Vardon Grip.

Glenna Collett Vare [1975]

New Haven, Connecticut (June 20, 1903-Feb. 3, 1989)
Won unprecedented six U.S. Women's Amateurs between 1922 and 1935. Represented U.S. on six Curtis Cup teams. PGA's Vare Trophy named for her.

Tom Watson [1988]

Kansas City, Missouri (Sept. 4, 1949-)
Player of the Year four consecutive years. Has 31 PGA TOUR victories, five British Opens, two Masters and a U.S. Open, where he had a dramatic chip-in at No. 17 at Pebble Beach.

Joyce Wethered [1975]

Devon, England (Nov. 17, 1901-Nov. 18, 1997)
Dominated women's golf in Britain in the 1920s. Won five consecutive English Championships and four British Ladies Championships.

Kathy Whitworth [1982]

Monohans, Texas (Sept. 27, 1939-)
Record 88 LPGA titles, including six majors. Dominated LPGA in late 1960s and early 1970s. Awards include seven Players of the Year and Vare Trophies.

Mickey Wright [1976]

San Diego, California (Feb. 14, 1935-)
Amassed 82 career LPGA victories, including 10 in 1961 and 13 in 1963. Winner of four U.S. Women's Opens. Won five Vare Trophies.

Mildred "Babe" Didrikson Zaharias [1974]

Port Arthur, Texas (June 26, 1914-Sept. 27, 1956)
Olympic gold medalist turned exclusively to golf in 1934. Won 1946 U.S. Women's Amateur and three U.S. Women's Opens.

World Golf Village



The World Golf Hall of Fame is located at World Golf Village, a 6,300-acre golf resort and residential community located 10 minutes northwest of historic St. Augustine, FL, and 30 minutes south of Jacksonville, FL. Named one of the "Top 75 Golf Resorts" in the United States by *Golf Digest*, World Golf Village draws guests from all over the United States and from around the world, offering a wide variety of recreational, entertainment, corporate meeting and residential options.

As the centerpiece of the Village, the World Golf Hall of Fame celebrates and recognizes the game's greatest players and contributors and serves as an inspiration to fans worldwide. The Hall of Fame features personal memorabilia and special exhibits highlighting its members, as well as historical and interactive displays that enable visitors to see and experience some of golf's most exciting aspects. Part of the Hall of Fame experience includes a round on the 18-hole natural grass putting course and a film at the adjacent IMAX® Theater, which offers a variety of films that are both educational and entertaining on an 80-foot-wide by 6-story-high screen.

World Golf Village championship golf courses include King & Bear, the only course co-designed by World Golf Hall of Fame members Arnold Palmer and Jack Nicklaus, and the Slammer & Squire, built by Bobby Weed with design consultants Sam Snead and Gene Sarazen, also World Golf Hall of Fame members. Both courses, which have hosted 10 nationally televised broadcasts, combine challenging obstacles with playability for all levels of golfers.

The PGA TOUR Golf Academy offers private lessons, clinics and golf schools by top-rated instructors, including Director of Instruction Scott Sackett, a Golf Magazine Top 100 Teacher, who incorporates three teaching and video analysis systems into the lessons.

PGA TOUR Spa Laterra—the first such facility to bear the PGA TOUR name—opened in the King & Bear in December 2004, offering golf-enhancement services and fitness programs comparable to those used on TOUR. The full-service spa, part of the Laterra resort community, offers signature treatments and full, half and multi-day packages.

Dining options along the Walk of Champions include Murray Bros. Caddyshack, the flagship restaurant of actor-golfer Bill Murray and his five

brothers, and Legacy Steakhouse. PGA TOUR STOP, one of the largest golf stores in the country, anchors the retail area of World Golf Village. Also along the Walk of Champions, which is a half-mile track featuring engraved Hall of Fame member signatures in granite, guests can attempt to hit a ball 132 yards to the Challenge Hole's island green.

Accommodations at World Golf Village include the flagship Renaissance Resort at World Golf Village, a 10-story resort that features 301 guest rooms and the adjacent St. Johns County Convention Center. Grande Villas at World Golf Village, a Bluegreen Vacation Club resort, offers country club vacation homes that overlook the 17th and 18th holes of the Slammer & Squire golf course.

The Neighborhoods of World Golf Village offer distinctive residential communities that blend world-class amenities with the convenience of shopping, healthcare, entertainment, first-rate schools and incredible golf. Each neighborhood offers individual amenities such as pools and recreational facilities.



A view of the World Golf Hall of Fame at World Golf Village



In his last six tournaments of 2004, **James Driscoll** played some of his best golf of the season, recording a victory and two other top-10 finishes.

Office of the Commissioner



Edward L. Moorhouse

Executive Vice President
and Co-Chief Operating Officer

Edward L. Moorhouse is Executive Vice President and Co-Chief Operating Officer of the PGA TOUR. He previously served as the TOUR's General Counsel and later as Chief Legal Officer.

Among his areas of responsibility are Legal Affairs, Business Development, Communications, Marketing, Retail Licensing, International Federation of PGA Tours, Broadcasting, Television, PGATOUR.COM, New Media and PGA TOUR

Productions. Business aspects of all three TOURs and Strategic Development report directly to him.

A 1975 summa cum laude graduate of Georgetown University with a degree in government, Moorhouse received his law degree (JD) with high honors from the University of Florida in 1978.

Moorhouse was a member of the Jacksonville (FL) law firm Smith and Hulse for six years before joining the TOUR as Senior Vice President and Counsel for PGA TOUR Golf Course Properties in 1985.



Charles L. Zink

Executive Vice President
and Co-Chief Operating Officer

Charles L. Zink joined the PGA TOUR staff in 1986. He is Executive Vice President and Co-Chief Operating Officer after previously serving as Chief Financial Officer.

Zink is responsible for Financial Strategies and Operations, Championship Management and World Golf Championships, Executive and Corporate Affairs, Human Resources, Player/Employee Benefit Plans, Tournament Players Clubs, World

Golf Hall of Fame, The First Tee program and GOLF 20/20.

A 1971 graduate of the University of Maryland in Finance and Business Management, Zink earned a second degree from Maryland in 1975. He is a former member of Maryland's golf team.

Before joining the TOUR staff, Zink served four years as a Lieutenant in the United States Navy and had 11 years of experience with Price Waterhouse and Coopers & Lybrand in both Washington, D.C. and the United Kingdom in large and emerging business, financial management and audit.



Donna Orender

Senior Vice President
Strategic Development

Donna Orender was named Senior Vice President of Strategic Development in 2001. She previously served as Senior Vice President for Television, Productions and New Media.

In her expanded role in the Office of the Commissioner, Orender is responsible for the development and management of PGA TOUR strategic directions across all business lines, as well as the direct oversight of New Media, PGATOUR.COM and Brand Management and Marketing Support Services.

Her television production career started at ABC Sports and continued at SportsChannel. She was the first producer for "Inside the PGA TOUR" and owned her own company, Primo Donna Productions. Orender moved from New York City to Florida when PGA TOUR Productions moved to the Jacksonville area.

A graduate of Queens College in New York, Orender did post-graduate work at Adelphi University. She played three seasons in the Women's Professional Basketball League, where she was an All-Star. She also was a member of a U.S. basketball team that played in Israel.

Staff



Bill Calfee

Senior Vice President
and Chief of Operations

Bill Calfee is Senior Vice President of the PGA TOUR and Chief of Operations for the Nationwide Tour. A PGA TOUR player from 1976-85, Calfee is a 1971 economics graduate of the University of Maryland, where he was Scholar-Athlete of the Year as a senior. He left a successful financial planning and investment consulting business in Tampa in 1991 to return to the PGA TOUR as Director of Player Benefits

and Services. Calfee became Vice President of Player Relations in 1993, and in 1995 was placed in charge of Competitions for all three TOURs. In 1999, he was named Chief of Operations of the Nationwide Tour. All elements of the day-to-day management of Nationwide Tour events are under his direction, including Nationwide Tour Agronomy. Specifically, the Rules, Administration, Operations and Tournament Business Affairs departments report directly to him. Calfee reports to the Office of the Commissioner.

COMMUNICATIONS



Bob Combs

Senior Vice President
Public Relations
and Communications



Ana Leaard

Vice President
Public Relations
PGA TOUR



Dave Lancer

Director of Information
PGA TOUR/
Director of
Public Relations
Nationwide Tour



Ward Clayton

Director
Editorial Services



Jeff Adams

Director
Public Relations
Champions Tour



James Cramer

Director
Public Relations
PGA TOUR



Chris Smith

Director
Public Relations/
Business



Denise Taylor

Manager
Media Relations



Laury Livsey

Manager
Corporate
Communications



John Bush

Media Official
Nationwide Tour



Joe Chemycz

Media Official
Nationwide Tour

TOURNAMENT PLAYERS CLUBS



Vernon Kelly

President
PGA TOUR
Golf Course Properties



John Huggins

Vice President
and Chief
Operating Officer
Tournament Players
Clubs



David Pillsbury

Chief Operating
Officer
Golf Course Properties

TOURNAMENT BUSINESS AFFAIRS



Mike Stevens

Vice President
Tournament Business
Affairs and Sponsor
Development



Bill Oakley

Director
Tournament Business
Affairs and Sponsor
Relations



Tim Benton

Director
Tournament Business
Affairs and Sponsor
Relations



Tom Wade

Senior Vice President
and Chief Marketing
Officer



**Shelia
McLenaghan**

Vice President
Corporate Marketing

FINANCE AND ADMINISTRATION / LEGAL



Ron Price

Senior Vice President
and Chief Financial
Officer



Rick Anderson

Senior Vice President
and General Counsel

BRAND DEVELOPMENT



Jon Podany

Senior Vice President
Brand Development
and Marketing Support Services

PLAYER RELATIONS



Marty Caffey

Director
Player Relations

RETAIL LICENSING



Leo McCullagh

Vice President
Retail Licensing and
Consumer Marketing

Staff

COMPETITIONS AND RULES



Jim Duncan
Tournament Director
Wilmington, NC



Orlando Pope
Tournament Director
Flower Mound, TX



John Slater
Tournament Director
Heathrow, FL



Brian Claar
Tournament Official
The Woodlands, TX



Michael Combs
Tournament Official
Pinehurst, NC



Matt Delaney
Tournament Official
Jacksonville, FL



Vaughn Moise
Tournament Official
Kingwood, TX



Rich Pierson
Tournament Official
Plano, TX

TOURNAMENT OPERATIONS



Jeff Thomas
Manager
Tournament
Operations
Nationwide Tour



Chuck Walker
Assistant Manager
Tournament Operations
Nationwide Tour



Bob Benson
Tournament
Operations



Patrick Nichol
Tournament
Operations



Brian White
Tournament
Operations

AGRONOMY



Jon Scott
Vice President
Agronomy



Dennis Leger
Agronomist



Jeff Haley
Agronomist




Tom Brown
Agronomist



Harry Schuemann
Agronomist



Jay Spurl
Agronomist



Cal Roth
Director
TPC Golf Course
Maintenance
Operations



Collier Miller
Regional Director
TPC Golf Course
Maintenance
Operations

TV / BROADCASTING / NEW MEDIA / PRODUCTIONS



Gil Kerr
Senior Vice President
Broadcasting,
Programming and
Productions



Paul Johnson
Vice President
New Media



Tim Leisure
Vice President
International
Television



Stu Nicol
Vice President and
Executive Producer
PGA TOUR
Productions



Chuck Scoggins
Vice President
Operations
PGA TOUR
Productions



Ashley Laughlin
Director
Programming



Lee Bushkell
General Manager
PGATOUR.COM

Three TOUR Schedules

PGA TOUR

	DATE	TOURNAMENT	U.S. TELEVISION
Jan	3-9	Mercedes Championships†	ESPN
	10-16	Sony Open in Hawaii‡	ESPN
	17-23	Buick Invitational†	USA/ABC
	24-30	Bob Hope Chrysler Classic†	USA/ABC
	31-Feb 6	FBR Open†	USA/CBS
Feb	7-13	AT&T Pebble Beach Nat'l Pro-Am†	USA/CBS
	14-20	Nissan Open†	USA/ABC
	21-27	WGC-Accenture Match Play Champ†	ESPN/ABC
	21-27	Chrysler Classic of Tucson†	USA
	28-Mar 6	Ford Championship at Doral	USA/NBC
Mar	7-13	The Honda Classic	USA/NBC
	14-20	Bay Hill Invitational	USA/NBC
	21-27	THE PLAYERS Championship	ESPN/NBC
	28-Apr 3	BellSouth Classic	USA/NBC
Apr	4-10	The Masters#	USA/CBS
	11-17	MCI Heritage	USA/CBS
	18-24	Shell Houston Open	USA/CBS
	25-May 1	Zurich Classic of New Orleans	USA/CBS
May	2-8	Wachovia Championship	USA/CBS
	9-15	EDS Byron Nelson Championship	USA/CBS
	16-22	Bank of America Colonial	USA/CBS
	23-29	FedEx St. Jude Classic	USA/CBS
	30-Jun 5	the Memorial Tournament	ESPN/CBS
Jun	6-12	Booz Allen Classic	USA/ABC
	13-19	U. S. Open#	ESPN/NBC
	20-26	Barclays Classic	USA/ABC
	27-Jul 3	Cialis Western Open	USA/ABC
Jul	4-10	John Deere Classic	USA/ABC
	11-17	British Open#	TNT/ABC
	11-17	B.C. Open	USA
	18-24	U.S. Bank Championship	USA/CBS
	25-31	Buick Open	USA/CBS
Aug	1-7	The INTERNATIONAL	USA/CBS
	8-14	PGA Championship#	TNT/CBS
	15-21	WGC-NEC Invitational	ESPN/CBS
	15-21	Reno Tahoe Open	TGC
	22-28	Buick Championship	USA/CBS
	29-Sep 5	Deutsche Bank Championship§	USA/ABC
Sep	5-11	Bell Canadian Open§	ESPN
	12-18	84 LUMBER Classic§	ESPN
	19-25	The Presidents Cup	TNT/NBC
	19-25	Valero Texas Open§	ESPN
	26-Oct 2	Chrysler Classic of Greensboro§	USA/ABC
Oct	3-9	WGC-American Express Champ§	ESPN/ABC
	3-9	Southern Farm Bureau Classic§	TGC
	10-16	Michelin Champ at Las Vegas	USA/ABC
	17-23	FUNAI Classic§	ESPN/ABC
	24-30	Chrysler Championship§	USA/ABC
	31-Nov 6	THE TOUR Championship§	ESPN/ABC
Nov	7-13	Franklin Templeton Shootout*	USA/CBS
	7-8	Tommy Bahama Challenge*	CBS
	14-20	WGC-Algarve World Cup*	ESPN/ABC
	21-27	Merrill Lynch Skins Game*	ABC
	28-Dec 4	National Qualifying Tournament*	TGC
Dec	5-11	Target World Challenge*	USA/ABC
	12-18	Wendy's 3-Tour Challenge*	ABC

† West Coast Swing presented by Allianz
 # Not PGA TOUR co-sponsored
 § Fall Finish presented by PricewaterhouseCoopers
 * Unofficial money

Champions Tour

	DATE	TOURNAMENT	U.S. TELEVISION
Jan	17-23	MasterCard Championship	TGC
	24-30	Turtle Bay Championship	TGC
Feb	5-6	Wendy's Champions Skins Game*	ABC
	14-20	The ACE Group Classic	TGC
	21-27	Outback Steakhouse Pro-Am	TGC
Mar	7-13	SBC Classic	TGC
	14-20	Toshiba Senior Classic†	TGC
Apr	18-24	Liberty Mutual Legends of Golf	ESPN/ABC
	25-May 1	FedEx Kinko's Classic†	TGC
May	9-15	Blue Angels Classic	TGC
	16-22	Bruno's Memorial Classic†	TGC
	23-29	Senior PGA Championship#	ESPN2/NBC
	30-Jun 5	Allianz Championship	TGC
Jun	6-12	Bayer Advantage Classic	TGC
	20-26	Bank of America Championship†	TGC
	27-Jul 3	Commerce Bank Championship	TGC
Jul	4-10	Ford Senior Players Championship	USA/CBS
	18-24	Senior British Open Championship#	TNT/ABC
	25-31	U.S. Senior Open Championship#	ESPN/NBC
Aug	1-7	3M Championship	TGC
	15-21	Greater Seattle Champions Classic	TGC
	22-28	JELD-WEN Tradition	TGC
	29-Sep 4	The First Tee Open	TGC/NBC
Sep	12-18	Constellation Energy Classic†	TGC
Oct	26-Oct 2	SAS Championship	TGC
	3-9	Greater Hickory Classic at Rock Barn	TGC
	10-16	Administaff Small Business Classic	TGC
	17-23	SBC Championship	TGC
	24-30	Charles Schwab Cup Championship	TGC
Nov	14-20	UBS Cup*	TGC
	14-21	National Qualifying Tournament*	
	28-Dec 4	Father/Son Challenge*	NBC
Dec	17-18	Wendy's 3-Tour Challenge*	ABC

* Challenge/Unofficial money events (4), plus National Qualifying Tournament
 † Georgia-Pacific Grand Champions events (5), plus Championship (site TBD)
 # Events not co-sponsored by the PGA TOUR (3)

Nationwide Tour

	DATE	TOURNAMENT	U.S. TELEVISION
Jan	24-30	BellSouth Panama Championship	
Feb	14-20	Jacob's Creek Open Championship	TGC
	21-27	ING New Zealand PGA Championship	TGC
Mar	21-27	Chitimacha Louisiana Open	
Apr	18-24	Virginia Beach Open	
	25-May 1	BMW Charity Pro-Am at The Cliffs	TGC
May	2-8	Carolina Classic	
	9-15	Rheem Classic	TGC
	16-22	Henrico County Open	TGC
	23-29	The Reese's Cup Classic	
	30-Jun 2	Chattanooga Classic	
Jun	6-12	LaSalle Bank Open	TGC
	13-19	Knoxville Open	
	20-26	Northeast Pennsylvania Classic	
	27-Jul 5	Lake Erie Charity Classic	TGC
Jul	4-10	Pete Dye West Virginia Classic	TGC
	11-17	Scholarship America Showdown	TGC
	18-24	Canadian PGA Championship	TGC
	25-31	Preferred Health Systems Wichita Open	
Aug	1-7	Cox Classic	TGC
	8-14	Price Cutter Charity Championship	
	15-21	Xerox Classic	TGC
	29-Sep 4	Alberta Classic	TGC
Sep	5-11	Envirocare Utah Classic	
	12-18	Mark Christopher Charity Classic	TGC
	19-25	Albertsons Boise Open	TGC
	26-Oct 2	Oregon Classic	
Oct	3-9	The Arizona Desert Championship	
	10-16	Permian Basin Charity Golf Classic	
	17-23	Miccosukee Championship	TGC
	24-30	Nationwide Tour Championship	TGC

Index

A

Agronomy	7-4
Alberta Classic	3-23
Albertsons Boise Open	3-27
Alfieri, Joseph	2-75
Alker, Steven	2-3
All-Time Nationwide Tour Records	5-2/6
All-Time Nationwide Tour Roster	5-33/36
All-Time Nationwide Tour Winners	5-18/26
Anderson, Jeremy	2-4
Aragon, Alex	2-75
Armour, Ryan	2-4/5
Atwal, Arjun	2-5
Aubrey, Emlyn	2-75
Awards, PGA TOUR by Former Nationwide Tour Players	5-31

B

Barber, Aaron	2-6
Barcelo, Rich	2-75
Barranger, Todd	2-76
Bateman, Ahmad	2-76
Bates, Ben	2-6/7
Bates, Pat	2-76/77
Beck, Chip	2-77
BellSouth Panama Championship	3-2
Bertsch, Shane	2-7/8
Bettencourt, Matt	2-77
Blanks, Kris	2-77
BMW Charity Pro-Am at The Cliffs	3-8
Boros, Guy	2-8/9
Brand Development	7-3
Branshaw, David	2-78
Brigman, Jaxon	2-9/10
Broce, Jamie	2-78
Browne, Olin	2-10/11
Bruckner, Greg	2-78
Buha, Jason	2-11
Burns, Bob	2-12
Burns, Jeff	2-78
Byrd, Robin	2-79

C

Carmichael, Craig	2-79
Caron, Jason	2-13
Career Wins, Most Nationwide Tour	5-31
Carter, David	2-79
Carter, Tom	2-79/80
Cassini, Nick	2-14
Chalmers, Greg	2-15
Champions Tour Career Wins, by Former Nationwide Tour Player	5-30
Charity, Nationwide Tour	6-2
Charity of the Year, Nationwide Tour	6-2
Chattanooga Classic	3-9
Cheesman, Barry	2-80
Chitimacha Louisiana Open	3-5
Christensen, Dave	2-16
Chronology, Tournaments	5-37/48
Cochran, Russ	2-16/17
Collins, Chad	2-18
Collins, Steve	2-80
Commissioner, PGA TOUR, Finchem, Timothy W.	1-12
Communications	7-3
Competitions and Rules	7-4
Compton, Erik	2-80
Conley, Tim	2-81
Cotner, Keoke	2-18/19
Couch, Chris	2-81

Coughlan, Richie	2-81
Courses Played, How the	4-11
Cox Classic	3-21
Cox, Kris	2-82
Cunningham, Dave	2-82
Current Tournament Playoff Records	5-12
Curry, Paul	2-82

D

Daley, Jess	2-82/83
Daley, Joe	2-83
Damron, Patrick	2-83
De Jonge, Brendon	2-19
Delsing, Jay	2-83/84
Demsey, Todd	2-84
Desjarsins, Carl	2-84
Dickerson, Bubba	2-84
Donald, Mike	2-85
Dufner, Jason	2-85
Duke, Ken	2-85/86
Dunlap, Scott	2-20
Durkin, Kevin	2-21

E

Edwards, Joel	2-21/22
Elder, Brad	2-86
Eligibility Requirements	2-2
Ellis, Danny	2-23
Enloe, Jason	2-86
Envirocare Utah Classic	3-24
Events No Longer on Schedule	3-35/38

F

Fabel, Brad	2-86
Facts and Figures, 2004 Nationwide Tour	4-5/7
Facts and Figures, All-Time	5-13/17
Felton, Kim	2-87
Finchem, Timothy W.	1-12
First Tee Arkansas Classic	3-6
First Tee, The	6-3
Ford, Steve	2-87
Former Nationwide Tour Presidents Cup/Ryder Cup members	2-61
Forsman, Dan	2-87/88
Freeman, Jeff	2-24
Frost, David	2-88
Fryatt, Edward	2-88
Fujita, Hiroyuki	2-25

G

Gallagher, Jeff	2-88/89
Gallo, Kyle	2-25
Gardiner, Scott	2/26
Garrigus, Robert	2-89
Garwood, Doug	2-26
Gessino-Kraft, Kevin	2-89
Gila River Golf Classic at Wild Horse Pass Resort	3-29
Gleaton, Todd	2-89
Glossary of Statistics	4-7
Goggin, Mathew	2-27
GOLF 20/20	6-3
Gomez, Rafael	2-89/90
Gore, Jason	2-90
Gotsche, Steve	2-90
Gove, Jeff	2-28
Graduates, Nationwide Tour	1/10
Green, Jimmy	2-91
Green, Nathan	2-29

Gump, Scott	2-30
-------------------	------

H

Haas, Bill	2-31
Harvey, Billy	2-91
Haskins, Steve	2-91
Heinen, Mike	2-91/92
Henrico County Open	3-10
Herrera, Eduardo	2-92
Hicks, Justin	2-92
Hietala, Ryan	2-92
Hill, Jason	2-93
History, Nationwide Tour	1-9/10
History, Nationwide Tour Prize Money	1-7
Ho, S.K.	2-93
Hoffman, Charley	2-32
Horgan II, P.H.	2-93
How the Courses Played, 2004	4-11
Howison, Ryan	2-93/94
Huber, Keith	2-94

I

Individual Playoff Records	5-9/11
International Players	2-112
Isenhour, Tripp	2-94

J

Jacob's Creek Open	3-3
Johansson, Per-Ulrik	2-33
Johnson, Andrew	2-94
Johnson, Kevin	2-95
Johnson, Richard S.	2-34
Johnson, Tom	2-95
Jones, Matthew	2-95
Jordan, Pete	2-34/35

K

Kamin, Chris	2-95
Kjeldsen, Soren	2-95/96
Klauk, Jeff	2-35/36
Knox, Kenny	2-96
Knoxville Open	3-12
Kortan, Brian	2-96
Kresge, Cliff	2-96/97
Kribel, Joel	2-36/37

L

LaBelle II, Doug	2-27
Laird, Martin	2-97
Lake Erie Charity Classic	3-15
Larick, Steve	2-38
LaSalle Bank Open	3-13
Last Time, The	5-7
Lebrun, Steve	2-97
Lile, Craig	2-39
Lunde, Bill	2-40

M

Major Championships Won by Former Nationwide Tour Players	5-30
Mark Christopher Charity Classic	3-28
Martin, Casey	2/97
Matteson, Troy	2-41
McCallister, Blaine	2-97/98
McGovern, Jim	2-41/42
McKelvey, Rob	2-98
McKenzie, David	2-42/43
McLean, Alan	2-43

Index

McRoy, Spike	2-98
Media Regulations	6-7/9
Message to the Media	1-2
Miccosukee Championship	3-31
Miller, Andy	2-98/99
Mills, Jon	2-44
Mitchell, Stiles	2-99
Miyase, Hirofumi	2-99
Molder, Bryce	2-45
Money List, 2004 Official	4-2/3
Moore, Will	2-99
Morland IV, David	2-46
Morse, Andy	2-99/100
Most Nationwide Tour Career Wins	5-31

N

Nallen, Chris	2-47
Nationwide	1-8
Nationwide Tour Championship	3-32
Nationwide Tour, Charity	6-2
Nationwide Tour, Charity of the Year	6-2
Nationwide Tour, History	1-9/10
Nationwide Tour, Players of the Month	5-32
Nationwide Tour, Player of the Year	5-32
Nationwide Tour, Prize Money (Year-By-Year)	1-10
Nationwide Tour Records, All-Time	5-2/6
Nationwide Tour, 2004 Schedule	1-5/7
Nationwide Tour Tournament Chronology	5-37/48
Nationwide Tour, Volunteer of the Year	6-2
Nationwide Tour Winners, All-Time	5-18/26
New Media	7-4
New Zealand PGA Championship	3-4
Nolan, Keith	2-100
Northeast Pennsylvania Classic	3-14

O

Odom, Bryant	2-100
Office of the Commissioner	7-2
Official 2004 Nationwide Tour Money List	4-2/3
Oh, James	2-100/101
Olsen, Dan	2-47/48
O'Malley, Peter	2-101
O'Neal, Tim	2-48
Oregon Classic	3-26
Osborn, Payton	2-101
Ott, Brad	2-49

P

Pacetti, Sean	2-49/50
Painter, Anthony	2-50
Pappas, Deane	2-101
Parel, Scott	2-102
Past Nationwide Player Performances on PGA TOUR	5-8
Pate, Steve	2-102
Permian Basin Charity Golf Classic	3-30
Percy, Cameron	2-102
Pete Dye West Virginia Classic	3-18
Petersen, Scott	2-51
PGA TOUR Commissioner, Timothy W. Finchem	1-12
PGA TOURIMAGES.COM	6-4
PGATOUR Staff	7-3/4
PGA TOUR Awards, Won by Nationwide Tour Alumni	5-31
PGA TOUR Career Wins, By Former Players, Nationwide Tour	5-29
PGA TOUR Division Board	1-11
PGA TOUR Golf Course Properties Advisory Board	1-11
PGA TOUR, Wins by Former Nationwide Tour Players	5-28/29
PGA TOUR Productions	6-4
PGA TOUR Qualifying Tournament	3-33/34

Pinneo, Todd	2-102
Playoff Records, Individual	5-9/11
Playoff Records, Current Tournament	5-12
Player of the Year, 2004	5-32
Players of the Month, Nationwide Tour	5-32
Players of the Month, All-Time	5-32
Players of the Month, Multiple	5-32
Players, All-Time Roster	5-33/36
Player Relations	7-3
Pleis, Steve	2-52
Porter, Ewan	2-102/103
Preferred Health Systems Wichita Open	3-20
Presidents Cup/Ryder Cup members, Former Nationwide Tour	2-61
Price Cutter Charity Championship	3-22
Price, Rick	2-52/53
Pride, Dicky	2-53/54
Prize Money, Distribution Charts	6-5/6
Purse Growth (Year-By-Year)	1-10

Q

Qualifying Tournament, PGA TOUR	3-33/34
Quinn, Fran	2-103
Quinney, Jeff	2-54/55

R

Records, All-Time	5-2/6
Records, Single-Tournament	5-26
Reese's Cup Classic, The	3-16
Results of Events No Longer on Schedule	3-33/36
Rheem Classic	3-7
Rodger, Alex	2-103
Rosetti, Todd	2-103
Runge, Steve	2-103/104
Rusk, Jon	2-104
Rutledge, Jim	2-55/56
Ryder Cup/Presidents Cup members, Former Nationwide Tour	2-61

S

Samsung Canadian PGA Championship	3-19
Sanders, Andy	2-56
SAS Carolina Classic	3-11
Sauers, Gene	2-104
Schedule, 2005 Nationwide Tour	1-5/7
Schedules, Three TOUR	7-5
Scherrer, Tom	2-57
Scholarship America Showdown	3-17
Schultz, Jason	2-58
Schutte, Warren	2-104
Schwarzrock, Brent	2-59
Scoring Average, by event	4-9
ShotLink	6-12
Simpson, Scott	2-60
Simpson, Tim	2-104/105
Single-Tournament Statistical Records	5-26
Skinner, Sonny	2-105
Smith, Jerry	2-61
Smock, Brian	2-62
Snedeker, Brandt	2-62/63
Sposa, Mike	2-63/64
Staff	7-3/4
Stankowski, Paul	2-64/65
Starkjohann, Chris	2-105
Statistical Leaders, 2004	4-8
Statistical Records, All-Time	5-27
Statistical Records, Single Tournament	5-26
Statistical Records, Year-By-Year	5-27
Staton, Kenneth	2-106
Steel, Iain	2-106

Sterling, Scott	2-106
Stricker, Steve	2-107
Sutherland, David	2-65/66

T

Table of Contents	1-2/3
Television/Broadcasting	7-4
The First Tee	6-3
The Last Time	5-7
Thompson, Kyle	2-66/67
Three TOUR Schedules	7-5
Tidland, Chris	2-67/68
Toledo, Esteban	2-107/108
Toughest Holes, 2004	4-10
Toughest Courses, 2004	4-11
Tournament Business Affairs	7-3
Tournament Chronology, Nationwide Tour	5-37/48
Tournament Winners, All-Time	5-18/26
Tournament Operations	7-4
Tournament Playoff Records, Current	5-12
Tournament Players Clubs, Network	6-10/11
Tournament Summary, 2004	4-4/5
Turpen, Tim	2-108

V

Van der Walt, Tjaart	2-68/69
Veazey, Vance	2-69/70
Virginia Beach Open	3-25
Volunteer of the Year	6-2

W

Wagner, Johnson	2-70/71
Waite, Grant	2-108
Walker, Jimmy, 2004 Nationwide Tour Player of the Year	5-32
Watson, Bubba	2-71/72
Watts, Brian	2-108/109
Weatherly, Scott	2-72
Weather Guidelines	6-13
We Are the PGA TOUR	1-3
Weekley, Boo	2-73
Weibring, Matt	2-109
Whiffin, Sean	2-109
White, Dustin	2-109
Wilfong, Chad	2-109
Willis, Garrett	2-109/110
Wilkinson, Tim	2-73/74
Williamson, Tyler	2-74
Wilson, John	2-110
Winners, All-Time Nationwide Tour	5-18/26
Wins by Former Nationwide Tour Players	5-29
Wins, by Former Nationwide Tour Players, Champions Tour	5-30
Wins, by Former Nationwide Tour Players, PGA TOUR	5-28
Wins, Most Nationwide Tour Career	5-31
Wollmann, Chris	2-110
World Golf Foundation	6-13
World Golf Hall of Fame	6-14
World Golf Hall of Fame, PGA TOUR Pioneers/Members	6-15/20
World Golf Hall of Fame, Supporting Organizations	6-14
World Golf Village	6-20
Wurtz, Mark	2-110/111
Year-By-Year Leaders	5-27

Z

Zokol, Richard	2-111
Zorkic, Zoran	2-111

Frequently Used Phone Numbers and Web Sites

Asian Tour	603-7880-3714	www.asiantour.com
Association of Golf Writers	44-1227-732496	
Golf 20/20	904-280-4829	www.golf2020.com
Golf Club of Jacksonville	904-779-2100	www.golfclubofjacksonville.com
Golf Course Superintendents Association of America	785-841-2240	www.gcsaa.org
Golf Writers Association of America	713-782-6664	www.gwaa.com
Japan Golf Tour Organization	813-3585-7381	www.jgto.org
LPGA	386-274-6200	www.lpga.com
National Golf Foundation	561-744-6006	www.ngf.org
Official World Golf Ranking	44-1344-840-458	www.owgr.com
PGA European Tour	44-1344-840-400	www.europeantour.com
PGA of America	561-624-8400	www.pga.com
PGA TOUR	904-285-3700	www.pgatour.com
PGA Tour of Australasia	61-2-9956-0000	www.pgatour.com.au
PGA TOUR Creative & Photographic Services	904-280-2438	www.pgatourimages.com
PGA TOUR Productions	904-940-7000	
PGA TOUR Tournaments Association	904-285-4222	www.pgatta.org
PGA TOUR Travel	904-285-4001	
Royal & Ancient Golf Club of St. Andrews	44-1334-460-000	www.randa.org
Sunshine Tour (South Africa)	27-21-850-6500	www.sunshinetour.com
The First Tee	904-940-4300	www.thefirsttee.org
THE PLAYERS Championship	904-285-7888	www.pgatour.com
THE TOUR Championship Presented by Coca-Cola	404-378-8687	www.pgatour.com
Tournament Players Club at Avenel	301-469-3700	www.tpc.com
Tournament Players Club of Boston	508-285-3200	www.thetpcofboston.com
Tournament Players Club at The Canyons	702-256-2500	www.tpc.com
Tournament Players Club at Craig Ranch	972-747-9005	www.tpcatcraigranch.com
Tournament Players Club at Deere Run	309-796-6000	www.tpc.com
Tournament Players Club at Eagle Trace	954-753-7222	www.tpcateagletrace.com
Tournament Players Club at Heron Bay	954-796-2010	www.tpc.com
Tournament Players Club at Jasna Polana	609-688-0500	www.tpcatjasnapolana.com
Tournament Players Club of Louisiana	504-436-8721	www.tpc.com
Tournament Players Club of Michigan	313-436-3000	www.tpc.com
Tournament Players Club of Myrtle Beach	843-357-3399	www.tpc-mb.com
Tournament Players Club at Piper Glen	704-846-1212	www.tpc.com
Tournament Players Club at Prestancia	941-922-2800	www.tpc.com
Tournament Players Club at River Highlands	860-635-5000	www.tpc.com
Tournament Players Club at River's Bend	513-677-0550	www.tpc.com
Tournament Players Club at Sawgrass	904-273-3230	www.tpc.com
Tournament Players Club of Scottsdale	480-585-4334	www.tpc.com
Tournament Players Club at Southwind	901-748-0330	www.tpc.com
Tournament Players Club at Sugarloaf	770-418-1113	www.tpc.com
Tournament Players Club at Summerlin	702-256-0111	www.tpc.com
Tournament Players Club of Tampa Bay	813-949-0090	www.tpc.com
Tournament Players Club of the Twin Cities	763-795-0800	www.tpc.com
Tournament Players Club at Valencia	661-288-1995	www.tpc.com
Tournament Players Club of Virginia Beach	757-563-9440	www.tpc.com
Tournament Players Club at Wakefield Plantation	919-488-5100	www.tpc.com
Tournament Players Course at Las Colinas	972-717-2530	www.fourseasons.com/dallas
Tournament Players Course at PGA West	760-564-7170	www.pgawest.com
Tournament Players Course at Snoqualmie Ridge	425-396-6000	www.tpcsnqualmieridge.com
Tournament Players Course at The Woodlands	281-364-6440	www.woodlandsresort.com
USGA	908-234-2300	www.usga.org
World Golf Foundation/World Golf Hall of Fame	904-940-4000	www.wghof.org

For up-to-date 2005 statistics, player biographies and tournament information, visit:

PGATOUR.COM

PGA TOUR, Champions Tour, the swinging golfer logo, The Presidents Cup, THE PLAYERS Championship, THE TOUR Championship and the Tournament Players Clubs are proprietary trademarks. Copyright 2005, PGA TOUR, Inc. All rights reserved. No portion of this book may be reproduced – electronically, mechanically or by any other means, including photocopying – without the written permission of PGA TOUR.